



# Kindergarten

Teacher's Guide & Student Workbook



## God's Great Workers



"The Lord is my strength and  
song, and He has become my  
salvation; He is my God, and I  
will praise Him."

(Exodus 15:2)



● Year 1 Book 2



This kindergarten Teacher's Guide is dedicated to those who serve God in the children's ministry. May God continue to grant you wisdom and strength to impact the future generations.

---

## Teacher's Inspiration



### *Be a Creative Teacher*

#### **Do we have creativity?**

Sometimes we limit the amount of divine power and creativity that's allowed to flow through us. How? By our tendency to do things in our own strength, or to procrastinate and short-change our teaching power through our hasty preparation.

Jesus Christ promised that He's able to do so much more than we ever ask or even think. He accomplishes those great things because of the Holy Spirit that works in us (Eph 3:20).

Let's unleash His great creativity in our teaching as we pray, prepare, and go into our classroom in His strength and wisdom, not our own.

**"Now to Him who is able to do exceedingly abundantly above all that we ask or think, according to the power that works in us."  
(Ephesians 3:20 NKJV)**



# God's Great Workers

**W**elcome to the world of four-and five-year-olds. This year will be an exciting one as your young students are exposed to their first formal teachings from the Bible. Your students will come to you with a variety of backgrounds, both culturally and linguistically, along with how much experience they have had with church and the words of God.

Your students will learn in a variety of ways including visually, kinesthetically, and aurally. This means that it will be very important to use pictures and hands on experiences as you tell the story in order to meet the individual needs of all the students in the classroom. Visuals are good reminders as you review prior lessons and connect them to future ones. Hands on activities will help the students to internalize the lessons and make them more meaningful. It is also vital to ask students to share what they have learned. By letting your students retell the information they have heard, you will be able to see what they really understood, and what might need to be revisited in the future.

Take the time to be involved and get to know your individual students. Try to keep them excited, involved, and focused. As you plan the lesson, it is important to remember to let them have the opportunity to move around or change activities every five to ten minutes since their attention span is only about four to five minutes long. They can come up to the board and point to an answer, give you a thumbs up or thumbs down, whisper their answer to their neighbor, or stand up to answer a question. This can help keep them on task and involved throughout the hour.

This book is designed to be teacher friendly and each lesson follows the same structure. It is very important to read and review the lesson you will be teaching at least one week ahead of time in order for you to prepare the materials you will need. Vocabulary development will be a key step to each lesson at this young age and it would be very beneficial to prepare visuals to go with each new vocabulary word. They can be posted up for the students to review each week. Also, if there are many characters to the story, you might consider preparing visuals for each one so that it is easier for the students to follow along. The last thing you will need to consider is which activities will be best for your group of students. Each lesson contains several for you to choose from. Some of your students will be able to draw on their own, but most will need a lot of help. They will likely work well on activities they can trace, color, cut, or glue.

Remember that all students develop and learn in different ways and at different rates. So be patient, persevere, and have fun as you teach. In the end it will be a wonderful experience for everyone.

## C o n t e n t s

<i>Introduction &amp; Contents</i>	<b>A</b>
<i>Your Teaching Procedures</i>	<b>B</b>
<i>Meet Your Life Application Families</i>	<b>C</b>
<i>Understanding Your Students</i>	<b>D</b>
<i>Memory Verses For This Quarter</i>	<b>E</b>
<i>Conveying Jesus Christ to Our Students</i>	<b>F</b>

### Unit 1: Life of Joseph

1. Joseph's Coat of Many Colors	1
2. Joseph Does What is Right	11
3. Joseph Forgives His Brothers	19

### Unit 2: Moses & the Israelites

4. God Takes Care of Moses	27
5. Moses and the Burning Bush	37
6. The Ten Plagues	45
7. Crossing the Red Sea	53

### Unit 3: A New Life in the Wilderness

8. God Gives Manna to His People	63
9. The Ten Commandments	71
10. The Golden Calf	79
11. The Israelites Build the Tabernacle	87
12. Moses and the People Thank God	95
13. Review	103

An explanation of each unit theme is on the next page

All Scriptures are quoted from NKJV

Welcome to this exciting opportunity to reach four- and five-year-olds with the wonderful news of God's love. This quarter's lessons focus on God's chosen people, the Israelites and how they were delivered from bondage in Egypt.



In **unit one**, they will learn about Joseph and how his own brothers sold him to Egypt. Through his story, the children can learn about emotions such as jealousy, love and forgiveness.

In **unit two**, they will get to know about the life of Moses. They will see how obedient Moses was even though he was scared to lead the Israelites out of Egypt. The children can learn to trust in God too when they are scared and ask God to help them, as Moses did.

**Unit three** allows the children to see the amazing power, love and grace of God. They will learn how God saved His people through mighty acts and how He cared for them as they traveled through the desert. In their own lives, the children should be encouraged by God's constant presence. He is always there guiding and loving them.

As you teach this unit, let the theme of each lesson shine through. Make the stories come alive so the children can fully understand and appreciate their teachings. They depend on us, the teacher, to interpret the stories for them. Invite them to learn about God, to share God's love with others, and to grow ever stronger in their faith. We hope you will enjoy growing with the Kindergarten Class as you teach them more about the Word of God. Enjoy this new quarter and experience the good news with all the wonder and awe of four-and five-year-olds!



## Your Teaching Procedures

1

### Hymnal Worship (10-15 minutes)

**Purpose:** To help the children praise God through hymnal worship.

**Procedure:** Always start a session in the name of our Lord Jesus. The teacher or assistants will then lead the children in simple hymns, or action rhymes.

2

### In-Class Worship (15-20 minutes)

**Purpose:** To let the children hear a Bible story and respond to its teachings.

**Procedure:** Say a short prayer in the name of our Lord Jesus. The Bible story may be told to the class as a whole by one teacher, or the class may be broken up into smaller groups with a teacher for each group. There are 3 steps in the In-Class Worship Procedure. They are:

- 1) Bible Story
- 2) Check for Understanding
- 3) Life Application Story

Do not forget to explain the key vocabulary words which are listed in each lesson.

3

### Bible Learning Activity (10-15 minutes)

**Purpose:** Helping your students become familiar with the Word of God is part of a teacher's mission, but an equally important part of the job is helping the students put the Word of God to work in their own lives. The activities have been planned to encourage your students to act upon what they have learned.

**Procedure:** Let the students work on the Student Activities. (If the activities require group involvement or cutting and pasting, be sure to have assistant teachers.) We have come up with a variety of activities as well as optional ones. Please see what suits your students' needs. End the activity with a concluding prayer.

# Meet your Life Application Families

Praise and thank God that each lesson contains a Life Application Story to enhance the objective of the Bible story. We sincerely wish that you go through these family backgrounds before sharing them with the class. Enjoy sharing these stories with your loving kindergartners!

1

The Hayes Family

**The Hayes family is comprised of Pastor Hayes, his wife, and their daughters Cathy and Rachel. Cathy is six and Rachel is four. Being typical sisters, Cathy and Rachel get into arguments sometimes and those are the times they remember to rely on God to work out their problems.**

2

The Lewis Family

**Mr. and Mrs. Lewis have two children named Julie and Tommy. Julie is eight and Tommy is six. Mr. Lewis is often away from home due to his job, so most of the time it is just Mrs. Lewis and the two children at home, at church, etc.**

3

The Lopez Family

**The Lopez family came to believe through a great miracle. Ricky, the oldest son, was dying from a chronic disease, but Jesus healed him. Through this, the whole family was brought to Jesus. Besides Mr. and Mrs. Lopez and Ricky, there is the youngest son named Juan. Ricky is nine and Juan is six.**

4


The Lim Family

**The Lim family is a relatively large family, comprised of Mr. and Mrs. Lim and their four children. Nicole, who is seventeen, is the oldest. Lisa, who is thirteen, is in junior high. Benjamin is nine years old and in the fourth grade. Susie is the youngest, at five years old. The Lim family converted from Buddhism some time ago. Nicole and Lisa might remember their former lives, but Benjamin and Susie pretty much grew up in the church.**

5

The Marsh Family

**The Marsh family are long-time believers in Christ. Mr. and Mrs. Marsh have two children who were baptized as babies. Michelle is seven and John is five. Both children have grown up in the church and have at least a fundamental knowledge of the truth.**





# Understanding Your Students

Kindergarten Stage (4-5 year olds)

## Characteristics

### Body

1. Fast development, non-stop activity
2. Big muscles begin to develop (need to stretch hands and feet)
3. Small muscles are developing
4. Vocal cords are developed

### Mind

5. Attention span is very limited
6. Limited vocabulary
7. Active imagination, cannot discern between fiction or real-life stories
8. Limited understanding toward time & space
9. Cannot understand abstract explanations
10. Like to listen to stories
11. Can repeat biblical terms but unable to understand the meaning
12. Like to ask questions, strong sense of curiosity

### Mood

13. Mood swings tends to occur: students might get angry suddenly; however, they often forget after a few minutes
14. The adult's mood will set the tone; rules must be posted and explained
15. Children are afraid of scary stories

### Social Skills

16. Begin to search for likable friends
17. Often quarrel and fight during play time
18. Strong sense of self, often use "I" or "me" in speech

### Spirituality

19. Understand Jesus' love through the love from adults
20. Faith towards God is expressed through faith in adults
21. Can learn to know God through worship
22. Have a certain level of understanding towards good & evil

## Pedagogic Application

Provide activities that involve physical movements  
 Vary activities so the students do not need to sit for too long at one time  
 Include more coloring and crafts involving cutting and pasting  
 Begin to teach songs that are a little longer and add some hymnal related activities

Limit story-telling time between 5 and 8 minutes  
 Use simple words with pictures during lessons  
 Hold the Bible when telling Bible stories, relate that the word of God is real and is different from folk tales, legends, or fairy tales  
 When describing time & space, use words such as "today," "tomorrow," "a long time ago," "a place far away," etc.  
 Do not use abstract ways of speaking  
 Tell more edifying stories using pictures and actions  
 Do not assume that the children understand the terms that they use  
 Check for understanding by asking, "What does \_\_\_\_ mean?"  
 Give simple answers to questions asked

Let the students try to resolve their own problems  
 If there are situations of anger, teach methods of resolving problems  
 Do not emphasize the horror sections of a story, & do not teach children by trying to scare them  
 Teachers need to be gentle but firm

Encourage the children to play with everyone, not just a few friends  
 Teachers need to be calm & fair when dealing with student problems  
 Remind students to share, and to show love toward others; teachers must be fair

Teachers need to show love when dealing with students  
 Arrange a suitable level of worship; teach appropriate behavior during worship hours in the chapel  
 Teachers need to teach the truth on repentance and how to ask God for forgiveness of sins

## Memory Verses For This Quarter



December, January, February

(NKJV)

1. "Live peaceably with all men." (Rom 12:18b)
2. "The Lord was with Joseph." (Gen 39:2a)
3. "Forgiving one another." (Col 3:13)
4. "For He cares for you." (1 Pet 5:7b)
5. "God is faithful." (1 Cor 1:9a)
6. "For God has power to help." (2 Chron 25:8b)
7. "He is my God, and I will praise Him." (Ex 15:2b)
8. "Give thanks always for all things to God."  
(Eph 5:20a)"
9. "I will hear what God the Lord will speak." (Ps 85:8a)
10. "You shall have no other gods before Me." (Ex 20:3)
11. "God loves a cheerful giver." (2 Cor 9:7b)
12. "Give thanks to the Lord." (1 Chron 16:8a)



# Conveying Jesus Christ to Our Students

The following is a list of Bible truths kindergarteners are able to understand:

1. Praying is like talking to God. We can pray to Jesus anytime and anywhere.
2. Coming to church every Sabbath is to worship God. God loves us when we worship Him.
3. We can learn more about God when we come to church.
4. The Bible is a very special book. It is full of God's word. We love to hear God's word and obey what God tells us.
5. Jesus loves us when we share, obey and give what we have to Him and to others.
6. Jesus is God and He is the creator of all things—our planet and all the people.
7. Because of our wrong-doings (sin), Jesus died for us on the cross. But He promises us that He will come back again. He will take us back to heaven to be with Him.





# Joseph's Coat of Many Colors

## Overview



### Materials You'll Need

- old knit gloves
- chenille wires
- moveable eyes
- yarn; other scraps
- construction paper
- glue
- scissors
- markers



### Scriptures

Gen 37

### Bible Truth Objective(s)

Jealousy can hurt others and ourselves when it's not controlled.

### Behavioral Objective(s)

To understand what being jealous means; to learn how to live at peace with everyone.

### Memory Verse

"Live peaceably with all men." (Rom 12:18b)



## Bible Knowledge

### Joseph's Coat

In Joseph's day, everyone had a robe or cloak. Cloaks were used to warm oneself, to bundle up belongings for a trip, to wrap babies in, to sit on, or to serve as security for a loan. Most coats were knee length, short sleeved, and plain.

Joseph's coat, however, was probably of the kind worn by royalty—long sleeved, ankle length, and richly embroidered. It would have stood out among the brothers. While wearing it, Joseph would not have been expected to work since it was much too expensive and the sleeves would have covered the entire length of his arms and hands. In essence, even though Joseph was the second youngest, the gift of the coat had elevated his status among the brothers.

### Strained Relationships

Jacob's favoritism toward Joseph was symbolized by the "tunic of many colors" (Gen 37:3) that had been given to him. The coat aggravated the

already strained relations between Joseph and his brothers. When Joseph revealed the contents of his dreams to his family, it is unclear whether he was just naive or boastful. Nevertheless, this made the brothers hate Joseph even more.

Even though Joseph knew his brothers disliked him, he still listened to his father and walked about 50 miles to find them in Shechem to see how they were doing with the flocks. When he couldn't find them, he continued to walk another 15 miles to Dothan until he did locate them.

But his brothers did not see a brother who had walked over 60 miles to find them. They only saw a "dreamer." Their hatred for Joseph was so intense they were ready to kill him. Because of Reuben's pleas, they threw him in a deep pit instead. In the end, his brothers sold him into slavery to get rid of him.

In Genesis 37:25, it records that Joseph was sold to a caravan of Ishmaelites. It is obvious from Genesis 37:36 and Judges 8:22-24 that these Ishmaelites could also be called Midianites.



## Understanding Your Students

At this age, the students will want things others have but may not fully understand what it means to be jealous. Instead of focusing on the negative, we need to teach them that God made and loves each of us. He wants us to be glad about who we are and what we have.

An activity the students will enjoy is one that provides them with the opportunity to project who they are. After the lesson, show your children a collage of yourself. This collage will be a collection of magazine cut-outs, personal pictures, and other items representing yourself. These items will be pasted onto a poster board (about 12" X 12" in size). Tell your children about yourself by referring to the pic-

tures and items on your "All About Me" collage. Include your family, your hobbies, and things you like to do.

After talking about the collage, tell the students that they are each going to create their own "All About Me" collage. Provide them with small paper bags that have "All About Me" written on them, and have your children collect different items to place into this bag over the next week. The following Sabbath, they can bring in their collections and begin making their collages. As they are working on their collages, make a point of noting different qualities and talents each child has. Afterwards, close the activity with the message that there really is no need for jealousy, because we are all created very differently by God. We all have our own special qualities, and this makes everyone very special and important.



## Vocabulary

### Jealous

when we want something someone else has; sometimes, we dislike or want to hurt the person

### Robe

a big piece of cloth worn around the body, like a coat

### Bundle

a big bunch of something that is tied up

### Slave

when you have a master and work for him; you need to do whatever he says



## Before You Teach

Like anger, jealousy is an emotion that many people have a difficult time dealing with. It almost always leads a person down a destructive path. Take the examples of Isaac's neighbors, the Philistines, and Saul.

In Genesis 26, Isaac had become very wealthy and his Philistine neighbors had grown jealous of him. In response, they decided to plug up his wells. They even went so far as to claim newly-dug wells as their own because Isaac was living in Philistine territory. They were hoping to drive Isaac out of the land by taking away his source of water. Because of their jealousy, it drove the Philistines to want to get rid of Isaac and have what he had.

In Saul's case, he had become tired of hearing everyone praise David for his great accomplishments on the battle front. Although he appreciated what David had done by killing Goliath, his

thankfulness turned into jealousy over time. In 1 Samuel 18:11, it records that in a jealous rage, Saul hurled a spear at David, hoping to kill him. We can see how Saul's rage had gotten the better of him and allowed him to seek to harm another.

From these two examples, we see how jealousy destroyed the people involved:

1. It made them want what someone else had,
2. It made them want to harm someone, and
3. It led them to sin.

In today's lesson, Joseph's brothers also let their jealousy dictate their actions. In the end, it destroyed their relationship with their brother and they brought a great deal of pain to their father.

Although it is hard to overcome feelings of anger and jealousy, we also see examples of those who were able to respond with love. David did not get angry with Saul even though he knew very well he was being pursued. Instead, David asked God for strength to continue to love Saul. Jesus also asked God to help those who constantly attacked Him.

We can see from these examples that becoming more Christ-like can help us conquer our feelings of jealousy. In Ephesians 4:24-32, the verses encourage us to not give our ungodly desires any opportunity



## Bible Story

Do you remember two people in the Bible called Esau and Jacob? They were twins. Although they were twin brothers, they didn't look alike or act the same. Esau was hairy and liked to hunt while Jacob was not hairy and liked to stay near the tent. One time Esau was so angry at Jacob that Jacob had to run away. They did not see each other for about twenty years. That is a long time to be away from your family. But after twenty years, Jacob went back to see his brother and they were not mad at each other anymore. Today's story is about Jacob and his family.

### Jacob Has Twelve Sons

How many of us have brothers or sisters? (Ask students to raise their hands to do a quick survey.) Some of us may have one brother or sister. Some may have even two brothers or sisters. When we have four or five people in the family, that is already a lot of people. It probably makes the house a little bit noisy when all these people stay together. But Jacob did not just have four or five people in his family. Actually, he had a very, very large family. Jacob had twelve sons. That is a lot of children. Let's all count to twelve together. (Count with the students by saying the numbers, writing them on the board or posting up already made figures to represent each of the twelve sons.)

### Joseph's Beautiful Coat

One of the sons was called Joseph. Now Joseph was one of the youngest in the family. He had ten older brothers and one younger brother. That means he was the eleventh brother. Even though he was young, he was a good boy. He listened to his parents and did what they asked him to do. He was obedient. Joseph's father loved him very much.

One day, Joseph's father made him a special coat of many colors. Now, the coats the people wore during the time of Joseph are not like the coats we

to lead us to sin. Instead of continuing down a destructive path, let us pray to God to help us overcome all our bitterness and envy.

wear today when we get cold. Instead, they looked like robes, like a big piece of cloth you wear around your body to keep you warm. When Joseph saw the coat, he was very happy and thanked his father.

### Joseph's Brothers Are Jealous

Although Joseph was very happy to get this colorful new coat, his older brothers were not happy at all. When they saw the beautiful coat, they became jealous. Being jealous means to want something that someone else has. Joseph's brothers were jealous of him because they wished they had gotten the coat instead.

One brother said, "Our father always treats Joseph better."

"I hate Joseph," another brother said.

It isn't very nice to hate your brother or sister. God teaches us to love everyone, especially the people in our family, but Joseph's brothers did not like Joseph very much.

### Joseph Has Two Dreams

One night while Joseph was sleeping, he had a dream. He dreamed about some golden bundles, or large bundles of grain. The next morning, he told his brothers about it.

"Listen," Joseph said. "I had a strange dream when I was sleeping. We were all out in the field putting grain into bundles. Suddenly, my bundle stood up, and your bundles bowed down to it."

When the brothers heard this, they shouted angrily at him, "So you want to be our king? Is that what your dream means? You think your bundle of grain is better than ours?"

Joseph didn't really know what his dream meant. It was just all very strange to him. Then Joseph had another dream. This time, it was about the stars, the moon and the sun in the sky. Just like the first time, he told his brothers about this second dream.

Joseph said, "I had another funny dream. This time, the sun, the moon, and the eleven stars bowed down before me." His brothers became angrier than ever. How could Joseph think that they would ever

bow down to him? Now, they hated Joseph even more than before.

### **Joseph Is Sold**

One day Joseph's brothers took their father's sheep to eat in the fields.

The father said to Joseph, "Joseph, your brothers have been out with the sheep for quite a while now. I want you to go and see if they are all right."

Joseph listened to his father and put on his new coat. He walked out across the hills to find his brothers. He walked for a very long time. Finally he saw his brothers from far away. When his brothers saw him, instead of feeling happy, they were angry because they saw him wearing the beautiful coat.

"Here comes our brother, Joseph the dreamer," they said to each other. The brothers were so jealous that they wanted to hurt Joseph. Actually, they wanted to kill him.

But one brother said, "He is still our brother. Let's throw him down into that deep hole instead and leave him in it."

"That's a good idea," the others agreed.

When Joseph came near, he didn't know about his brothers' plan. But as soon as he got close to them, they pulled off his coat and threw him down into the deep hole. Poor Joseph. He was all alone, in that deep and dark hole.

Later, the brothers saw some men coming on camels. The men were taking things from one country to sell in another country, Egypt.

One brother jumped up and said, "I have a great idea. Let's sell Joseph to them. He can be a

slave and we can make some money too. Then we don't have to ever see him again and hear about his strange and silly dreams."

You know what a slave is? If you are a slave, you need to do what the master tells you to do. The others thought that it was a good idea, and that is just what they did! They sold their own brother to the men on camels for twenty pieces of silver. As Joseph was taken away, only one older brother felt sad. He wanted to help Joseph. But it was too late now.

### **Joseph's Brothers Put Blood on His Coat**

After the men took Joseph away, the brothers said, "Now Joseph won't bother us anymore! Let's put animal blood on Joseph's coat; then we'll show it to our father and he will think that Joseph was killed by a wild animal. That way we won't get into trouble."

The brothers killed a baby goat and dipped the coat into the blood. Then they brought the coat back to their father. When Joseph's father saw the bloody coat, he thought he'd never see Joseph again. He was sure that a wild animal had killed Joseph, and that made Joseph's father sad for a very long time. But Joseph was not dead. He became a slave in Egypt simply because his brothers were jealous of him and hated him.

God does not want us to be like Joseph's brothers. God wants us to love the people around us. Although our friends or family may sometimes have things we don't have, it's okay. We don't need to hate them or want to hurt them like Joseph's brothers. God wants us to remember to try our best to love everyone.



### Check For Understanding

1. **How many sons did Jacob have?** (Twelve.)
2. **What did Jacob give to Joseph?** (A beautiful, colorful coat.)
3. **What did Joseph dream about in his two dreams?** (He dreamed that his brothers' bundles of grain bowed down to his. He also dreamed that the sun, the moon and the eleven stars bowed down to him.)
4. **Did Joseph's older brothers like him?** (No,

they were jealous of him.)

5. **What did Joseph's brothers do to him when he went to find them?** (They threw him into a deep hole and then sold him to become a slave in Egypt.)
6. **Why did they put blood on Joseph's coat afterward?** (They didn't want their father to find out what they had done. This way, Joseph's father would think he was killed by a wild animal.)
7. **Does God want us to be jealous?** (No, He wants us to try our best to love everyone.)



## Life Application Story

### The Birthday Party

Julie was really excited as she walked into Elizabeth's house. It was her friend's birthday party today! When Julie got inside, many of her friends were already there and playing. Julie saw a place for dressing up like a princess. She spotted another area where she could play with Elizabeth's dolls. There were also outdoor games like mini-golf and ring toss. There was so much to do Julie didn't know where to begin. Then Elizabeth saw Julie and grabbed her by the hand.

"Come on, let's go and play dress up!" Elizabeth said as she led Julie away. Soon, Julie was having a great time.

Before she knew it, it was time to cut the cake and open the presents. The first one Elizabeth opened was the latest Barbie doll. It had sparkles and a beautiful crown. Julie had wanted that one too but her mom said that she had many dolls already. Next, Elizabeth took a shiny princess t-shirt out of a bag. It is really pretty, thought Julie. Then, Elizabeth's parents brought out a huge box and opened it for her. Julie couldn't believe her eyes. It was the most beautiful dollhouse she had ever seen. It had four levels and it came with furniture. There were also many buttons that made real-life sounds when they were pressed. Julie thought that Elizabeth was the luckiest girl. She always had the best parties and got the best presents. After the party was over, Julie's mom came to pick her up.

Even before Julie's mom could ask her how the party was, Julie burst out, "Mom, can I have a four story dollhouse, just like the one Elizabeth got for her birthday?"

Julie's mom was surprised but calmly said, "It isn't your birthday for another half-year and it is too expensive to get such a big dollhouse."

"Mom, I never get anything nice and pretty like Elizabeth. Why does she always get the big parties and big presents? We never have parties and I always get small presents," Julie whined.

"Julie, there will always be something that someone else has that you want. But we can't have everything. Actually, we already have a lot. We have good health, a great family and all the things

we need to live everyday. Even though we don't have parties, we love you and know that you are growing up. God teaches us to be happy with what we already have. When we always want to have many things that other people have, we become jealous. That is something God does not want us to be. It makes Him sad that we always just want, want, want."

Julie thought about what her mom said. "I know. But it's just so hard when I see Elizabeth with all those new things. I really wish I could have them too."

Julie's mom thought of a good idea to help Julie feel better. "I know there are many things that you don't play with anymore. How about we go home and clean those toys out and donate them to charity so other kids who don't have any toys can play with them? Sometimes by giving things to others who need them, it makes us feel good. And we will not always just want to have things. It always makes us know how much we already have and should be thankful for."

Julie agreed. She knew that she did have a lot more than other kids. As she walked home, she prayed to God that He could help her become more thankful for what she already had.

### Questions to Think About

1. **What did Julie want to have?** (She wanted to have big parties and the big dollhouse her friend got.)
2. **What did Julie's mom say to her?** (She said that God doesn't like it when we always just want things. We already have many things we should be thankful for.)
3. **What are some things you are thankful for?** (Allow students to answer.)
4. **What does it mean to be jealous?** (It means we want things that other people have. It can make us feel bad because we only want and want.)
5. **What should we do when we see a brand new toy that some one has and we want to have one just like it?** (Allow students to answer but throw out some suggestions: e.g. Should we steal it? Should we beg our parents for one? Should we ask the person if he could share the toy? Should we play with something else?)



## Activity 1

### **Joseph's Coat**

Look at Joseph's coat. Color in the stripes according to the numbers. Turn Joseph's coat into a beautiful coat of many colors.



## Activity 2

### **Joseph's Dreams**

Look at the pictures. How many bundles of grain are bowing down? (11) How many stars are bowing down? (11)



## Activity 3

### **Who is Jealous? Who Has Love?**

Look at Joseph's brothers. They were jealous and sold Joseph as a slave. Look at the other pictures. Are the other people jealous or showing love? Put an "O" for showing love and put an "X" for being jealous. What does God want us to do?



## Optional Activity


### **Cheerful Butterflies**

#### Materials:

1. old knit gloves (inexpensive ones can also be purchased at local chain stores)
2. 2-inch chenille wires
3. moveable eyes
4. yarn; other leftover scraps
5. construction paper
6. glue
7. scissors
8. markers

#### Directions:

1. Pre-cut the fingers from old gloves so that there is one finger for each student.
2. Help the students bend the chenille wire in half and push it up through the tip of the finger to create an antenna (see diagram).
3. Help the students cut a set of butterfly wings from construction paper. Then glue the finger to the center of the wings.
4. Guide the students to glue the eyes and mouth (with a small piece of yarn) on to the butterfly head.
5. Let students decorate the wings of the butterfly.
6. Encourage the students as they complete the activity that it was sad Joseph was sold. But God will always be with us even when we feel sad or scared. The butterfly today can help remind us to be happy and cheerful, even when it is hard.



Activity 1:1

## Joseph's Coat

Look at Joseph's coat. Color in the stripes according to the numbers.  
Turn Joseph's coat into a beautiful coat of many colors.





- 1- RED
- 2- YELLOW
- 3- BLUE
- 4- PURPLE

Activity 1:2

### Joseph's Dreams

Look at the pictures. How many bundles of grain are bowing down?  
How many stars are bowing down? Write the number in the box.





Activity 1:3

### Who is Jealous? Who Has Love?

Look at Joseph's brothers. They were jealous and sold Joseph as a slave. Look at the other pictures. Are the other people jealous or showing love?

Put an "O" for showing love and put an "X" for being jealous.  
What does God want us to do?



jealous

love



jealous

love

# Joseph Does What Is Right

## Overview



### Materials You'll Need

- cardboard
- pencils, colored pencils, crayons
- scissors
- glue
- molding clay, paints, paintbrushes (optional)



### Scriptures

Gen 39, 41:1-40

### Bible Truth Objective(s)

God blesses those who do what is right.

### Behavioral Objective(s)

To be willing to do what is right for God even when it is hard to do so.

### Memory Verse

"The Lord was with Joseph." (Gen 39:2a)



## Bible Knowledge

### Joseph

After he was sold by his brothers, Joseph became a slave worker for Potiphar, an important Egyptian official. In those days, slave owners could use their slaves to do just about anything. Joseph was obviously very clever and also blessed by God. In a short time, Potiphar trusted Joseph so much that he placed him in charge of everything he had.

Joseph was also well built and handsome. When Potiphar's wife failed to tempt him, she tricked and accused him. Potiphar was angry over this (Gen 39:19). But instead of executing Joseph, which was the punishment for the sin he was falsely accused of committing, Potiphar put Joseph in prison. Although his circumstances looked grim, God continued to bless Joseph in prison; soon the warden put him in charge of everything that had to be done there (Gen 39:22-23).

After Joseph successfully interpreted Pharaoh's dreams, he suggested a comprehensive plan to meet the coming emergency. Pharaoh, sensing the spirit

of God in Joseph, appointed him to handle the task. Joseph was thirty years old when he entered Pharaoh's service (Gen 41:46).

### Dreams

In the Ancient Near East, dreams were often interpreted as messages from the divine or demonic world. The dreams of kings were especially important because they could affect the future of the entire nation, depending on how they were translated. That is why there were many skilled "magicians and wise men" who were always ready at hand to interpret the dreams of the king (Gen 41:8). They had to first be consulted before any final decisions could be made.

Like Daniel, Joseph was able to understand people's dreams. In the Bible, God sometimes used dreams to show people what would happen in the future, as was the case while Joseph was in prison. But both the prophets Jeremiah and Zechariah spoke against solely relying on dreams to express God's thoughts and will, as not all dreams were from God or were interpreted correctly (Jer 23:28; 27:9; Zech 10:1-2).



## Understanding Your Students

Young children have a difficult time understanding that God is always present since He is not visible. Songs are sometimes the best way to help imbed certain messages to them. The following poem has been taken from the Wee Sing Bible Songs Book. It can also be sung to the tune of "Jesus Loves Me." There are also some actions that can be included as the students sing. By singing this song, it can help the students remember that God sees them no matter where they are or what they are doing. At times when they need Him but aren't sure how to find Him, they can always sing this tune.

### "Jesus Sees me"

*Jesus sees me when I sleep,  
(rest head on hands)*

*Jesus sees me when I play,  
(turn around)*

*Jesus sees me all the time,  
(arms outstretched)*

*And He cares for me each day.  
(cross arms over chest)*

The words to this poem can also be displayed on a poster in the classroom. Although your children are probably not fluent readers, they will find the poster quite simple to recall when the song has been sung several times.



## Vocabulary

### **Slave**

when you have a master and work for him; you need to do whatever he says

### **Responsible**

to take care of the things you are in charge of

### **Pharaoh**

the king of Egypt

### **Handsome**

when a man looks nice

### **Famine**

when there is no food; people go hungry

### **Harvest**

the grains or crops that are gathered together at the end of a season



## Before You Teach

When people hurt us, our first reaction is to hurt back—if not physically, then at least verbally. Very few of us could do what Joseph did: do nothing and just endure everything quietly and patiently.

By the time Joseph was imprisoned, he had been sold by his own brothers, worked as a slave, tempted by his master's wife and wrongly accused of a terrible sin. Most of us would have spoken up at that point, but Joseph continued to work hard, even in jail, without saying anything to defend himself. Although we may feel a lot of injustice for Joseph, it was God's plan for him to go through all this suffering. Why would God want us to suffer? Doesn't He love us enough to want to give us the best? In a sense, God was preparing Joseph for the best. But first he had to learn to be patient and to trust in God, regardless of the circumstances. And Joseph learned that lesson well.

What about us? When we are wronged or hurt by others, do we have the strength to be "longsuffering" (Mt 5:43-45)? In the heat of the moment, it is difficult for us to see into the future and what God has planned for us. But God may be putting us in certain situations to help us learn to be patient and to hold our tongues so that we are ready to meet with even greater challenges in life.

It is indeed hard to do what Joseph did. And he certainly could not have done it without God in his life. To many, God had most definitely abandoned him. But it was through all these seemingly bad circumstances that Joseph realized how much more he needed God in his life. Only God can give us the strength to have the patience to endure all things.

Paul is another example of someone who knew God even better when he suffered. "I can do all things through Christ who strengthens me" (Phil 4:13). May God give us the strength to meet all of our trials so we may face everything with longsuffering.



## Bible Story

### **Joseph Works For Potiphar**

Do you remember in the last lesson Joseph was sold by his brothers? They did not like him. They were jealous of him. They wanted to get rid of him. So when they saw a group of people going to Egypt, they sold Joseph to them for twenty pieces of silver.

Now Egypt was very far away from Joseph's home. He was very sad that his brothers wanted to get rid of him and he missed his father a lot. But he had to follow the people because now he was a slave. He belonged to them and had to do whatever they wanted. When they finally arrived in Egypt, those people sold Joseph to a very rich family. So now, Joseph became a slave in a rich man's home. This rich man was called Potiphar.

Even though Joseph was a slave, he still worked hard at his job. Whatever Potiphar told him to do, he did it well and he did not complain. Potiphar saw how God was with Joseph because God caused everything that Joseph did to be successful. After a few years, Potiphar made Joseph the head of the household. That meant that Joseph was in charge of the other slaves and could tell others what to do. We can see that God was with Joseph even though he was very far from home. God still protected him and helped him do his best.

### **Joseph Is Put in Prison**

One time, Potiphar left the house to do other things. While he was gone, Joseph was the one in charge. Everyone who lived in Potiphar's house knew that Joseph was responsible and hard-working. When you are responsible, that means you always do what people tell you. Potiphar's wife knew that too. And she thought that Joseph was handsome. Soon she wanted to always be with Joseph. She really wanted Joseph to love her like her husband did. But that was wrong because she was already married to Potiphar. Potiphar was her husband. God says that we can only have one husband or one wife.

One day Potiphar's wife said, "Joseph, I want you to spend time with me. I want you to love me, just like my husband."

But Joseph knew that he could not love her like

that. God would not like it and it would be a sin.

So Joseph said to her, "My master Potiphar has been good to me. He left me in charge of everything here. It would be wrong to do this. I will not sin against God."

When Potiphar's wife heard this, she was mad! So when Potiphar came home, she lied and said that Joseph did something terrible to her. But did Joseph do anything wrong? (Wait for students to respond.) Joseph did nothing wrong. He only tried his best to take care of all the things in Potiphar's house. But when Potiphar heard his wife's words, he took Joseph away and put him in prison. Joseph was sad that people did not believe him but he did not complain. He knew that God would still be with him.

### **Joseph Tells About the Dreams**

Even though Joseph was in prison, God still took care of him. The head of all the jailers saw that Joseph was hard working and responsible. God caused the head of all the jailers to trust Joseph more than anyone else in the jail. The head of the jailers is a person who is in charge of the jail. He was kind to Joseph and after awhile, he put Joseph in charge of all the other prisoners. He knew that Joseph loved God and he always did his best, even when he was in jail.

One night, Pharaoh, the king of Egypt, had two strange dreams. First, he dreamed that there were seven fat cows that came out of the river to eat grass. Then seven thin and ugly cows followed the fat cows out of the water. The thin cows ate up all the fat cows. But the thin cows didn't get fat. After this, Pharaoh woke up. He didn't know what this meant. Later, he fell asleep again and had another dream. This time, he saw seven fat and good heads of grain. Then suddenly seven thin heads came up out of the ground and ate up the seven fat heads of grain.

The next morning, Pharaoh thought about his dreams. He didn't understand what they meant and he wanted to know. But no one in Pharaoh's palace could tell him what his strange dreams meant. But when Joseph was in prison, he had explained some dreams to two prisoners. God had shown him what other people's strange dreams meant. So when Pharaoh found out about Joseph,

he sent for him to come to the palace. When Pharaoh saw Joseph, he told him his dreams one more time.

After Joseph heard the dreams he said to Pharaoh, "This is what your dreams mean. The seven fat cows and the seven good heads of grain mean that Egypt will have seven good years of harvest. But the seven thin cows that ate up the fat cows means that there will be seven years of famine after the good years of harvest. The seven thin heads of grain that ate up the good heads of grain means the same thing. After the seven good years of harvest, there will be seven years of famine."

What does this mean? This means that the dreams Pharaoh was having told him about the future. But he didn't know what they meant. God, however, showed Joseph what the dreams meant. Now Pharaoh knew that there would be seven years of good harvest. They would have plenty of food and vegetables to eat. After that, though, there would be seven years of famine where they couldn't grow any food. Once Joseph explained the dreams, Pharaoh knew that God was with Joseph.

So Pharaoh said to Joseph, "I can see that God is with you and is helping you. I am going to put you in charge of storing the extra food in the barns. You would be a good helper for me. You don't need to be in prison anymore."

So Pharaoh put him in charge of storing all the

extra food they would collect in these seven good years. That way, the people in Egypt would have enough food to eat when the seven bad years came. They wouldn't have to go hungry. Pharaoh was happy Joseph could tell him what to do so that they could come up with a good plan.

How do you think Joseph felt? First he was sold by his brothers. Then he was sold again to a rich man to be a slave. After working hard, the rich man put him in charge of the house, but the rich man's wife lied about him and Joseph was thrown into prison. Now, after telling the Pharaoh about his dreams, he was put in charge of building barns and storing food. Joseph probably didn't know what to think. So much had happened to him since he left his home. But Joseph knew that whatever happened to him, God was with him to help him. Now he didn't have to stay in prison anymore. He was put in charge of an important job and like his other jobs, he would do his best.

We learned from today's lesson that Joseph did his best even when he was in bad situations. We can try our best at school. We can try our best when we help clean up the house or clean up our rooms. At church we can try our best when we pick up the trash or wipe the tables. Then we can be a good worker and helper like Joseph. God will be pleased and we can shine for God just as Joseph did.



### Check For Understanding

1. **What was Joseph's job when he worked for Potiphar?** (He was a slave.)
2. **Why was Joseph put into jail?** (Potiphar's wife lied about him so he was put into prison.)
3. **Why was Joseph put in charge of all the prisoners when he was in jail?** (The chief of the jail saw that Joseph was hard working and responsible, so he was put in charge.)
4. **What were the two dreams Pharaoh had?** (He dreamed there were seven fat cows eating grass. Then seven thin and ugly cows came out of the water and ate up all the

fat cows. In the second dream, he saw seven fat and good heads of grain. Then seven thin heads came up out of the ground and ate up the seven fat heads of grain.)

5. **What did the dreams mean?** (There would be seven years of good harvest and then seven years of famine.)
6. **Why could Joseph tell Pharaoh what the dreams meant?** (God helped Joseph understand what the dreams meant.)
7. **What did Pharaoh put Joseph in charge of?** (Joseph was in charge of storing the extra food so that there would be enough food for everyone later on. He was put in charge because he always did his best.)



## Life Application Story

### Doing What Is Right

Ben stepped into his house with mud on his pants and the saddest expression on his face. Something had obviously gone very wrong at school.

Mrs. Lim asked right away, “Ben, honey, why the long face?”

“That trouble maker Willy pushed me today during recess for no reason. Then, he laughed at me because I fell down and got mud on my pants and shoes.” Tears begin to well up in Ben’s eyes as he showed his mother his dirty pants and shoes.

“Oh, Ben, that must have been awful!” Mrs. Lim came near and wrapped Ben in her arms. Wiping Ben’s tears from his cheeks, Mrs. Lim suggested, “I will bring you some clean clothes so that you can change and put these dirty ones in the bathroom. Then we will come back to the kitchen and have a snack together. How about it?”

Ben nodded his head as he walked to the bathroom, for he was never one to refuse a nice snack.

By the time Ben sat at the kitchen table, of his brother and sisters were there too. Ben could hear his mom retelling what happened to him today. Trying very hard not to feel sorry for himself, Ben sat in the empty chair.

“So, Ben, what did you do to that kid? His name is Willy, isn’t it?” asked Julius curiously.

“Did you push him too?” Susie wanted to know.

“Did you tell the teacher about what happened?” Anna asked with concern, “You didn’t get hurt, did you?”

All eyes were on Ben when he finally opened his mouth to speak, “Um... you remember Willy, the kid that always causes trouble in class? Today, he snuck behind me during recess when I was playing in the grassy area and pushed me to where there was a puddle of mud. I just tripped and fell into the mud, getting my pants and shoes all dirty. He began to laugh out so loud that everyone in the playground knew what happened to me. He pointed to me and said, ‘Look at my buddy, Muddy Benny!’ The other kids also laughed too.” Ben stopped to take a sip from his juice.

“Then, what happened? Did you push him back?” Julius needed to know.

“Julius, do you think pushing Willy back would

solve the problem?” Mrs. Lim asked.

“I don’t know,” answered Julius with a shrug, “At least I’d feel better afterwards.”

“Excuse me, can we be quiet so we can find out from Ben? What did you do anyway?” Anna pressed on.

“Um...I...did nothing,” Ben replied feeling rather embarrassed. “I was really mad at Willy and I wanted to push him back. But then I remembered that Dad and Mom taught us that God said it was wrong to get even with someone who hurts us. One time, Dad taught me that even if someone made fun of me, I was to just ignore him and walk away. Dad told me that I should always do what is right so that God will be proud of me.”

“Oh, Ben, I’m so proud of you for doing what is right,” beamed Mrs. Lim. “Aren’t you proud of your brother?”

“Yeah, Ben. I think I might have pushed that kid back and gotten into some kind of trouble or something,” confessed Julius.

“I’m proud of you too, Ben,” agreed Anna and Susie.

“Everyone, I want you to remember what happened to Ben today and learn from him,” Mrs. Lim said proudly as she looked into each of her children’s eyes. “Every time you do what is right in the eyes of God—even when Daddy and Mommy are not around—God sees that and remembers it. And you know what? God is definitely going to bless you in some way. I know that doing what is right can be very hard sometimes. But the harder it is, the more God is pleased with you. What do you think, kids, shall we give Ben a big group hug?”

Everyone gathered around Ben and squeezed the boy in the middle until he burst out into laughter. By then, the group had become a big pile of laughing heads.

### Questions to Think About:

1. **What happened to Ben today in school?** (Willy pushed him into a muddy puddle and dirtied Ben’s pants and shoes.)
2. **Why didn’t Ben take revenge and push the boy who hurt him?** (Because he remembered God’s teaching in doing what is right.)
3. **Have you ever tried to get even when someone hurt you? What do you think God wants us do instead of getting even?** (Allow students to answer.)



## Activity 1

### Joseph Does His Best Work

Look at the pictures. What is Joseph doing in each picture? Fill in the blanks with the word "best."  
Joseph did his \_\_\_\_\_ (best) work in prison.  
Joseph did his \_\_\_\_\_ (best) to store food for the famine.



## Activity 2

### How Can I Help?

Color in each picture at the bottom of the page. What is each person doing to be a good helper? After the pictures are colored, cut them out and glue them in the correct box. Make sure the pictures match the words! Which ones can you do to help your parents?



## Activity 3

### Helping Hands

#### Materials:

1. cardboard
2. pencils and crayons
3. scissors
4. glue
5. molding clay, paints, paintbrushes (optional)

#### Directions:

1. In this activity, the students will be making replicas of their hands. In its simplest form, they can trace out their hands on a piece of sturdy construction or cardboard paper. Then cut them out.
2. They can decorate their hands or write a sentence within their cardboard hands (e.g. "I can help by ...")
3. Then a small rectangular piece of cardboard can be bent and glued to the back of the "hands" and it can stand on its own (like a picture frame). The students can be reminded that they can always use their hands to be good helpers.
4. Alternatively, molding clay can be purchased and students can press one of their hands into

the soft clay to make an imprint. Then after it has air-dried, they can paint their hands and these can also serve to remind them of how they can use their hands to help.



## Optional Activity


### Let's Clean Up!

This is a good lesson to encourage the students to use their hands to help clean their classroom. If the students already regularly clean up, then maybe this is an opportunity to scrub the tables with soap or wipe the board especially clean. Students can also help to throw out dried up markers and clean out scraps that may be around the shelves. If each student has a cubby or box where they store things, now would be a good time to clean those out, as projects and papers tend to pile up over time. Whatever the time is used for, remind the students that they can be good helpers at church too!


Activity 2:1

### Joseph Does His Best Work

What is Joseph doing in each picture?



Joseph did his \_\_\_\_\_ work in prison.




Joseph did his \_\_\_\_\_ to store food for the famine.




Activity 2:2

### How Can I Help?


Color in each picture at the bottom of the page. What is each person doing to be a good helper? After the pictures are colored, cut them out and glue them in the correct box. Make sure the pictures match the words!




Turn off the TV



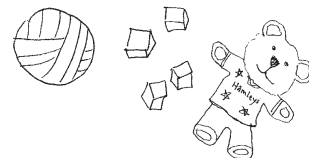


Put away toys



Put away clothes



Feed the dog



Which ones  
can you do  
to help your  
parents?

# Joseph Forgives His Brothers

## Overview



### Materials You'll Need

- red (or pink) construction paper
- yarn
- scissors
- assorted stickers
- hole punch
- markers



### Scriptures

Gen 42:1-46:12

### Bible Truth Objective(s)

God wants us to forgive others after they've done wrong to us.

### Behavioral Objective(s)

To understand what it means to forgive; to love one another and forgive others of their wrongdoing.

### Memory Verse

"Forgiving one another." (Col 3:13)



## Bible Knowledge

### Joseph's Forgiveness

Joseph was seventeen when he was sold into slavery by his brothers. He was thirty years old when he became governor of Egypt (Gen 41:46). Therefore he must have spent around eleven years as an Egyptian slave and two years in prison (Gen 41:1). Even though Joseph was rejected, enslaved, and imprisoned because of his brothers' evil plan, God used their wickedness to fulfill His ultimate will. Therefore, Joseph said, "You meant evil against me; but God meant it for good" (Gen 50:20).

Later, when Jacob died, the brothers feared revenge from Joseph. Had he really forgiven them for selling him into slavery? They probably thought that Joseph had initially forgiven them for the sake of their father. Families were very important in those days. Children were expected to respect and obey their parents and elders without question. The family usually lived together or at least not too far away from each other. So it would have been normal for Joseph to put all things aside for the sake of

Jacob. It was his duty to obey and take care of him. But when Jacob died, the brothers thought that there was no need for Joseph to show respect anymore. They were truly afraid for their lives and took the first step to ask for forgiveness once again (Gen 50:15-18). To their surprise, Joseph not only forgave them but offered to care for them and their families. Joseph's forgiveness was complete. Joseph's life taught him that God brings about good from evil for those who trust him.

### Egypt

In the days of Joseph, Egypt was one of the richest and most powerful countries. It greatly influenced the world, both culturally and politically. According to one historian, the Pharaohs over the course of time could be divided into roughly thirty dynasties, indicating the rich and lasting effects the country had on the history of the world.

During the seven years of plenty, the Nile River likely provided water for the crops so that there was more than enough for the people to enjoy. The Nile also provided a good route to travel along for trading purposes.



## Understanding Your Students

Forgiveness is a hard thing to do, even for young children. One thing we can do is set the example for them to follow. When we make a mistake, lose our temper, or fail to meet one of our responsibilities that involves a student, make an obvious point of apologizing to the child and asking his forgiveness. Strive to be viewed by your children not as one who is perfect but as one who is really trying to do better. To reinforce the concept of the importance of forgiveness, you could try the following activity after the lesson.

**Sun and Cloud Game**--This will help your children see that they can make themselves happy or miserable depending on their ability to forgive. Cut a yellow sun and a black cloud out of construction paper, along with two stick men or figures labeled "Billy" and

"Eddy." Set Billy and Eddy on a table or on the floor and tell the following situations. Have the children put the sun over the head of the child who will be made happy by his actions and the cloud over the child whose situations will make him sad.

1. A boy tricks Eddy at school. Eddy is mad at the boy all day and looks for a way to get even.
2. Billy's sister borrows some of his coloring pencils. Billy notices that she is using his pencils without permission. She apologizes and says she won't do it again. Billy says, "It's okay."
3. Eddy gets hit in the back by a ball another boy throws. It hurts for a minute and Eddy feels mad. But then he feels better and tells the other boy he's okay. He knows he didn't mean to do it.

You may wish to add other examples. It is important to stress that forgiveness is something God wants us to do as you talk about these situations.



## Vocabulary

### Famine

when there is no food to eat, usually because there is no rain so crops can't grow

### Governor

someone who is in charge of the land

### Spy

to watch someone in secret

### Forgive

when you stop being angry at someone for what they did



## Before You Teach

Joseph was truly the model of forgiveness. Even though he was sold, enslaved, wrongly accused and imprisoned, he did not hate his brothers. When they finally met again a decade later, he completely forgave them from the bottom of his heart.

In the New Testament, Peter asked Jesus Christ how many times a person should forgive another (Mt 18:21). In fact, by stating the number seven, Peter already thought he was especially generous. But Jesus reminded him that it was not true forgiveness if we kept count. By keeping track, it indicates that we are still thinking about the wrongs. Forgiveness, like that of Joseph's, involves com-

pletely letting go of the other's wrongdoing. Joseph did not constantly remind his brothers of what they did. He could have used it to wield power over them, or at the very least, cause them to feel bitter and remorseful for the rest of their lives. But he did not do any of this. Joseph truly forgave them because of their repentant hearts. After saying he forgave them and inviting them to be a part of the family again, the past remained in the past.

Moreover, God has forgiven all of our sins. This grace has been freely given to us. When we see how much God loves us, sending His Son to die on the cross to redeem us, we can only do the same and forgive those who have hurt us.



## Bible Story

### **Joseph Works For Pharaoh**

*In the last lesson, we learned that Joseph became a great helper to Pharaoh, the king of Egypt. Joseph told the king what his dreams meant. There would be seven good years of harvest and then seven years of famine, where nothing would grow. After hearing Joseph, Pharaoh put him in charge of storing all the food. That way, when the famine came after the seven good years of harvest, there would be enough food for everyone.*

*So Joseph worked very hard for seven years. Just like the dreams Pharaoh had, there was plenty of food for everyone during those seven years. There was so much food that Joseph had to put the extra in special barns so that they could be locked up and kept for times when there would be no more food to eat. And after seven years of plentiful harvest, the famine came all over the land. A famine is when everyone is hungry because there is no grain or vegetables growing. There was probably no rain so it was hard for grains and vegetables to grow. But because Joseph had already stored extra food in all those barns, the people could come to the barns and buy the grain and food to cook and eat. Even though there was not as much to eat as before, the people in Egypt did not have to go hungry.*

### **Joseph's Brothers Come to Buy Grain**

*Egypt was not the only place where there was no food. Joseph's homeland, which was Canaan, also had a great famine. There was not much food for people to eat there. So Joseph's relatives were hungry. Then they heard that there was grain to buy in Egypt. Joseph's father, Jacob, told Joseph's ten older brothers (the youngest one stayed home) to go to Egypt to buy some grain. The brothers listened to their father, gathered the money and journeyed to Egypt.*

*Now remember that Joseph was in charge of the grain. He was the governor. A governor is someone who is powerful. Each day, many people came from all over the land to buy grain from the storehouses. And each day, Joseph would look after the storehouses to make sure that everyone got what they needed and would not go hungry.*

*One day, someone came to tell Joseph that ten people had come to buy some grain. When Joseph went out to see them, Joseph thought they looked very familiar. As he walked closer, Joseph couldn't believe his eyes. They were his ten older brothers! But the brothers did not know that the governor of Egypt was their very own brother, the one they had sold many years ago. They did not recognize him. Now, as the governor of Egypt, Joseph was wearing important looking clothes. He wasn't dressed as a shepherd or as a slave anymore.*

*When the brothers saw Joseph, they bowed down before him. That was a way to show the governor that they were friendly people who just wanted to buy some grain. Even though Joseph knew who they were, he pretended not to know them. He wasn't sure if they would still hate him and want to get rid of him if he told them who he was.*

*He said to them, "Where do you come from?"*

*The brothers answered, "We come from the land of Canaan to buy food."*

*Joseph wanted to test them some more, so he said, "How can I believe you are only here to buy grain? What if you are spies?"*

*"We are not spies," the brothers cried out. "We are honest people. We are from a family of 12 brothers. One is no longer with us. The youngest one is still at home with our father. Please believe us."*

*"I will believe you if you bring your youngest brother here to see me. Then I will know you are telling me the truth about your family," said Joseph.*

*Joseph told his servants to give his brothers the grain they needed. He also gave them other things they needed for their journey back home. Even though Joseph's brothers had sold him a long time ago, he was not mad at them now. He wanted to help them. He knew that God had made him the governor of Egypt so that he could help the people and his family during this time of famine, so that no one would have to go hungry.*

### **The Brothers Come Again to Buy Grain**

*So the brothers took the grain home and told their father everything that had happened. The grain they brought home did not last them too long. After a while, the food ran out and they were hungry again. Jacob told them to go back to Egypt*

to buy some more.

One of the brothers said, "But the governor said to us that unless we bring our youngest brother back with us, he will not believe us and sell us any more grain."

So Jacob gave the brothers the money and allowed the youngest brother, Benjamin, to go with them back to Egypt. When the brothers went to see Joseph, he was very happy. He was happy because he saw his youngest brother. He was so happy that he told his servants to take his brothers to his house and prepare a good lunch for them to eat.

### **Joseph Tells His Brothers Who He Is**

When the brothers were taken to the governor's house, they became afraid. They didn't know what the governor wanted with them. Usually, people who come to buy grain don't get to eat with the governor. They didn't know that the governor was their brother. When the lunch was ready, Joseph came in to eat with them.

"How is your father?" asked Joseph.

"He is fine," answered the brothers.

"Is this your youngest brother, the one I asked you to bring?" Joseph asked as he looked at Benjamin.

"Yes," the brothers replied. When Joseph heard their answers, he was so glad that everyone in his family was fine, he had to get up and go to another room to cry. Then he washed his face, came back and had lunch with them. After spending a lot of time talking to his brothers, he knew that what they were saying was true and he wanted them to know who he was, so he sent his servants out of the room.

After everyone had left, Joseph said, "Look at me. I am your brother Joseph, the one you sold many

years ago. I am still alive!"

The brothers could not believe their eyes and ears. How could Joseph be the governor of Egypt? Wasn't he just a slave when they sold him? Then they became scared because he was powerful now. What would he do to them now since they had been so mean to him years ago?

But Joseph continued to speak, "Don't be afraid and don't be angry with yourselves. Even though you sold me as a slave, God used it in a special way so that I can help people now. Besides, God has taken care of me the whole time I have been here in Egypt."

Then he hugged his brothers.

"Hurry and go home. Bring my father here so that we may all live together again. There is plenty of food here for everyone."

### **Joseph Forgives His Older Brothers**

The brothers still couldn't believe it. Their brother was alive! They quickly journeyed home and told Jacob, their father, everything that had happened. Jacob was happy that all his sons were okay. So he listened to Joseph and traveled to Egypt. Joseph's whole family stayed in Egypt with Joseph from then on and they were happy because they could be together again.

But the most important thing we learned is that Joseph forgave his brothers. He could have stayed mad at them for selling him many years ago. He could have refused to sell them grain. Then they would go hungry and probably die. But Joseph did not do that. He loved his family. He also knew God let certain things happen to him so that he could help the people like this one day. He thanked God for always taking care of him and his family.



### Check For Understanding

1. **What was Joseph's job when he was the governor?** (He stored the extra food away. When the famine came, he sold the grain to people who needed them.)
2. **Did Joseph's brothers recognize him when they came to buy grain?** (No.)

3. **Why did Joseph want his brothers to bring back his brother, Benjamin?** (He missed him a lot.)
4. **Was Joseph mad at his brothers when he told them who he was?** (No. He was happy because everyone in his family was okay. Plus, he knew God had put him in Egypt so that he could help the people.)
5. **Why were Joseph's brothers afraid when**

they learned who he was? (They were scared because they knew they had treated him terribly before. Now Joseph was a powerful governor. He could have done horrible things to them.)

6. **What did Joseph do in the end?** (He forgave

his brothers and even told them to move to Egypt where he could take care of them.)

7. **What does it mean to forgive someone? Can you think of any examples?** (Allow students to answer.)



## Life Application Story

### "I Forgive You!"

Ricky Lopez and his friend David were bored during recess. They didn't have anything they really wanted to do. Then suddenly, Ricky spotted a ball on the playground.

"Hey," said Ricky, "let's play ball." David thought that was a good idea and they ran over and picked up the ball. Ricky and David had only been playing for a few minutes when suddenly, Brian, another classmate, cut in front of Ricky and grabbed the ball while it was still bouncing. Ricky couldn't believe someone could be so rude.

He chased after Brian yelling, "Give the ball back to me! You are not supposed to grab the ball when everyone is playing with it!"

"Why shouldn't I?" Brian yelled back. "You should not have taken my ball without asking me first," Brian said, almost out of breath.

"How do we know it's your ball?" said David.

Brian stopped long enough to show the boys the side of the ball with his name on it.

"There, does that prove it to you now?" screamed Brian as he began to run away with the ball.

"We thought the ball belonged to the school. We didn't know that the ball belonged to you," Ricky explained. "Besides, it was rude of you to just grab it like that. You could have at least asked to see if it was yours."

While Ricky was shouting at Brian, Brian ran further and further away. But he was running backwards and couldn't really see where he was going.

"Yah, whatever!" Brian shouted back to Ricky as he turned his body around to face the right way. Then he tripped and fell and scraped his knee. There was a lot of blood.

"Ouch! That hurts!" Brian yelled.

Ricky and David quickly ran over.

"Are you okay, Brian? I am sorry. I shouldn't have chased you or taken your ball. Honestly, I thought the ball was the school's!"

"That's all right, Ricky, I forgive you. I know you didn't know the ball belonged to me. I'm sorry, too. If I hadn't taken the ball while you guys were still playing, you wouldn't have been angry and chased after me," Brian apologized.

Ricky nodded his head and said, "Yeah, if I hadn't chased you, you wouldn't have tripped and fell. It looks like you are bleeding pretty bad. Let me help you to get up and go to the nurse's office to get your wound patched up."

"Thanks, Ricky," said Brian, as they headed towards the doors.

### Questions to Think About

1. **Why did Brian grab the ball from Ricky and David?** (The ball was his and he wanted it back.) How did Brian fall? (He wasn't looking where he was going and tripped.)
2. **What did David say to Brian as he ran over to help him up?** (He apologized for taking the ball and chasing him.)
3. **What did Brian say back to Ricky?** (He forgave him for taking the ball and also apologized for grabbing it away.)
4. **What did the two boys do that makes Jesus Christ happy?** (Allow students to answer. They forgave each other. They did not stay mad over the ball. They helped each other out.)
5. **Has anyone done something that made you feel very upset or mad? Did you try to get even? Why is it wrong to try to get even with someone who hurt you?** (Allow students to respond.)



## Activity 1

### Joseph's Story

Look at the pictures. Color them. Then cut them out and put them in the right order. (Provide blank paper for students.) Review the story again from the beginning. What was your favorite part of Joseph's story?



## Activity 2

### How Can I Forgive?

Look at each picture. Someone has done something to hurt another. What can that person do to forgive? Help the students write "forgive."



## Activity 3

### Forgiving Heart Baskets

#### Materials:

1. red (or pink) construction paper
2. yarn
3. stickers
4. hole punch
5. scissors
6. markers



#### Directions:

1. Give each student two sheets of construction paper (the hearts should already be pre-drawn onto each sheet).
2. Help the students cut along the lines so they will each have two hearts.
3. Stack the hearts and punch holes along the edges. Be sure they are not too close to the edges so that the paper will tear.
4. Provide each student with a piece of yarn (about 2 feet long, depending on the size of the heart). Tape one end of the yarn so it becomes like a needle point. Take the taped end and guide the students to string the yarn through the holes. Make sure there is enough yarn left at the top for the handle.
5. Tie the yarn at the top to make a handle. Using

the stickers or markers, the students can decorate their forgiving heart.

6. As the students are creating this craft, be sure to talk about some of the following questions:
  - \*How does it feel when someone hurts another person?
  - \*What do you think God wants us to do when someone hurts us?
  - \*Joseph could have hated his brothers but he forgave them. God wants us to have a forgiving heart too. Help students to understand that the heart craft can remind them of what God wants them to do.



## Optional Activity

### Family Photo Albums

#### Materials:

1. 8 1/2 x 11 inch white paper (six per student)
2. 9 x 12 inch construction paper
3. glue stick
4. hole punch
5. ribbon or yarn
6. crayons or markers


#### Directions:

1. Give each student six sheets of white paper and six sheets of construction paper. Have students glue each white paper onto a separate piece of construction paper (to make the pages more sturdy). Remind the students to just put glue along the edges so that the drying glue will not affect their drawings.
2. Line up the six pages and hole punch them along the left edge (3 or 4 holes). String yarn or ribbon to secure the pages. (The pages could also be stapled together.)
3. Write "My Family" on the cover and the student's name.
4. Guide the students to use the remaining pages to draw pictures of their family members.
5. As the students are drawing, discuss some of the following questions:
  - \*Who are the people in your family?
  - \*How do you think God wants us to treat our family?
  - \*Joseph wanted his whole family to be together in the end. This is what God wants. He wants us to be loving and kind to everyone in our family. He wants us to get along.

Activity 3:1

### Joseph's Story

Look at the pictures. Color them. Then cut them out and put them in the right order. Review the story again from the beginning. What was your favorite part of Joseph's story?





Activity 3:2

### How Can I Forgive?

Look at each picture.  
Someone has done something to hurt another.  
What can that person do to forgive?



1. Tom tore the pages of John's book.  
What can John do to forgive Tom? He could say, "I \_\_\_\_\_ you."



2. Shelly broke Susan's glasses.  
What can Susan do to forgive Shelly? She could say, "I \_\_\_\_\_ you."



3. Jimmy took Wilson's pencil without asking him. What can Wilson say to Jimmy? He could say, "I \_\_\_\_\_ you."

# God Takes Care of Baby Moses

## Overview



### Materials You'll Need

- 8 basket patterns
- brown construction paper
- scissors
- glue



### Scriptures

Ex 1:6-2:10

### Bible Truth Objective(s)

God takes care of His people especially in times of danger.

### Behavioral Objective(s)

To list the things God provides for us; to thank God for caring for us through prayer.

### Memory Verse

"For He cares for you." (1 Pet 5:7b)



## Bible Knowledge

### Moses

Moses' parents were Jochebed and Amram. They were both from the house of Levi (Ex 2:1). His brother was Aaron and his sister was Miriam. When Moses was born, his sister was likely in her teens and Aaron was three years older than Moses (Ex 7:7). Although Moses' mother tried to hide him, after three months, she realized it would be impossible to continue doing it. Therefore she built a small basket, hoping that someone would find Moses and rescue him.

The tiny, papyrus reed boat that held baby Moses was put together with asphalt and pitch. The reeds, which grew as tall as sixteen feet, could be gathered in swampy areas along the Nile. Thus a tiny basket hidden among the reeds would be insulated from the weather and difficult to see.

When Pharaoh's daughter found the baby, she recognized him as a child of a Hebrew. This is because a Hebrew baby would have been circumcised on the eighth day. Once she unwrapped the

clothing, she would have known immediately by the "special mark." Pharaoh's daughter explained that she named the baby Moses because she "drew him out of the water." In Egyptian, the name Moses was probably related to the word meaning "born." In Hebrew, the name Moses means "he who draws out."

Some think Pharaoh's daughter was the daughter of Ramses II, a very cruel Pharaoh who would have made life miserable for the Hebrew slaves. In any event, the Bible records that the more the king afflicted them, the more the people of God grew in number. That is why Pharaoh gave orders to have all the male babies killed. At first, he enlisted the help of the midwives. But because they feared God, they did not do as the king had commanded them. Because his first plan did not work out, Pharaoh gave additional orders to have all the male babies drowned. Ironically, Moses was saved out of the waters by an Egyptian.



## Understanding Your Students

Young children may have a difficult time realizing that they receive things from God and not necessarily from their parents. Because they have a hard time comprehending the intangible (i.e. God), they instinctively turn to thanking their parents or others for certain blessings they have received. As their teacher, we will need to get them into the habit of thanking God for everything; yet, reinforcing the fact that they should also thank their parents and others for their kindness.

Teach the children that God is the source of all. He gives us whatever we need. He knows us inside and out. God is also the one who gave us our parents. They should thank their parents, but they should

always thank God first.

We can develop this attitude in the classroom through songs of thanks, through prayers of thanksgiving, and through verbally expressing thanks to God for things in our life.

We can also have the students create their own "I thank God for..." posters. On a sheet of construction paper, have the children create a thought web using "I thank God for..." as the center of the web. Around the center message, encourage the children to link illustrations of different blessings (food, shelter, family, etc.) rather than materialistic blessings (toys, fashion, wealth, etc.).

When these displays are finished, have the children share their thoughts. Then post these up around the room. End with a prayer to thank God and everyone in their lives.



## Vocabulary

### **The Israelites**

God's special chosen people

### **Slave**

someone who is forced to work; they cannot do whatever they want, they need to listen to their master



## Before You Teach

When we read the story of how Moses was saved, we will automatically think that it was the hand of God who delivered him from certain death. Of course, everything is under the control of the almighty Lord, but both Moses' mother and Miriam played important roles as the story unfolded.

First, it was Moses' mother who was brave enough to save her baby by hiding him for three months. Then, she took a huge chance by putting him in the river, not knowing what Moses' fate would be. Afterwards, Miriam watched her baby brother as he floated among the reeds. When the princess saw the basket and the baby, Miriam took the initiative to suggest a nurse who might care for Moses. As a result of his mother's actions and his sister's words, Moses' family was reunited.

When we read the story, it seems matter-of-fact that the two women did what they did. After all, Moses was a part of the family. But it took a lot of courage for Moses' mother to save her child despite the Pharaoh's orders. It was even harder for Miriam to come forward and speak to the daughter of Pharaoh at the river. We don't know exactly what they were thinking, but at the most critical moments, they made a decision to do something.

Like these two women, special opportunities may come our way unexpectedly. We need to be alert for these opportunities God gives us. God used Moses' mother's courageous act of saving and hiding her baby and Miriam's bravery in speaking up to begin His wonderful plan of rescuing His people from the bondage of Egypt. It is possible that God has already given us special opportunities to do His work. We need to pray that we can be sensitive to His calling and be ready to do His work and will.



## Bible Story

### **The Israelites Increase in Number**

Do you remember the Bible story of Joseph? His family was in trouble because there was no food to eat where they were living. But God had already planned it so that Joseph was the governor of Egypt, where there was a lot of food. Joseph ended up saving his family by bringing them all to Egypt. But Joseph's family were Israelites. They were not Egyptians. Sometimes, people don't like it when strangers live in their land. But the Egyptian people respected Joseph because he was their governor. They did not mind that his family came to live in their land.

As the years went by, Joseph and his brothers got old and died. But their families got larger and larger. They had many children and after many years, there were a lot of Israelites living in Egypt. By then, there was a new king of Egypt who did not know about Joseph and how he had helped the Egyptians a long time ago. This new Pharaoh only saw that there were a lot of Israelites living in the land of Egypt. He was afraid that the Israelites would become too powerful and take over the whole land for themselves. He came up with a plan. He made all the Israelites into slaves. That means that the Israelites were forced to work very hard in the hot sun everyday. They farmed the land and built houses. They were not allowed to do whatever they wanted to like before. They had to listen to the Egyptian people now. This made the Israelites very sad. But God still looked after them and the number of Israelites kept growing and growing.

### **Moses is Born**

The Egyptians became even more afraid because there were just too many Israelites. Finally, the king ordered that all newborn Israelite boys must be drowned in the river! How horrible! Pharaoh wanted to kill all the baby boys so that the Israelites would not get stronger with more and more people. But God did not want this bad thing to happen to His people. Today we will learn how God protected His people by keeping a special baby boy from being taken away by the king's soldiers.

One Israelite family living in Egypt was about to

have a baby. The mom and dad already had a girl and a boy. This was going to be the third child. When the time came, the mommy gave birth and the baby was a boy! The mom and dad were both very proud. He was strong and healthy. They counted each of the baby's cute little fingers and little toes. They hugged him and kissed him. When the little baby boy was sleeping, his parents would bring the baby's brother and sister over to watch him. But they had to do all of this in secret. This is because they knew that the king of Egypt wanted all the new baby boys to be killed. So this family tried their best to hide him. They had to hide him from the king's soldiers.

Every day the baby's parents kept him a secret. Miriam, his sister, would run to the house and help hide her baby brother when she saw the king's soldiers marching closer. When the baby cried, the baby's mom would hold him close and whisper, "Hush. I love you and I don't want you to be taken away. Don't cry." For a while it was easy to hide the baby because he was small and wasn't very loud. But the baby kept growing bigger and stronger each day. He laughed louder and he cried louder. He didn't know that he had to be quiet. So keeping the baby a secret was harder.

### **Moses is Put in a Basket**

Then the mother thought of a good idea. She got a strong basket. What do you think she did with it? She wrapped her baby in a nice, soft blanket and carefully put him into the basket. When no one was looking, Miriam helped her mother carry the baby in his basket and brought him to the river. They put the basket down on the water between some tall leaves so it was hard to find. The basket rocked back and forth on top of the water, like a little cradle bed. The baby's mother asked Miriam to stay behind and hide in the tall grasses to watch over her little brother. The mother hoped someone would find the baby and rescue him from the king's soldiers.

### **Moses is Saved**

Miriam watched the little basket-boat as it rocked gently in the water. Everything was quiet and peaceful. Suddenly, she heard someone coming! Who was it? Would they find the basket? What would happen to her brother? Miriam

became even more afraid when she saw who it was. It was the princess, the daughter of Pharaoh, and her helpers. They were walking next to the river when the princess saw the little basket hiding in the tall plants.

"What is that?" she asked, pointing to it. "Get it for me."

One of the princess's helpers brought the basket to her. When the princess opened it, she saw the little baby boy! It was an Israelite boy, and he was crying. At this moment, Miriam felt very sad. After hiding her brother from the king for so long, it was the king's daughter who found him! Miriam was sure that her brother would be taken away. But then the princess said something that surprised her.

"Oh, poor darling baby," the princess said. "Don't cry. I will take care of you. You will be safe with me."

Miriam could hardly believe her ears. If the princess wanted to keep her baby brother, then they would never have to hide him from the king's soldiers again! Miriam knew that God had something for her to do, right then. She bravely walked up to the princess and asked, "Would you like me to get someone to take care of this baby for you?"

The princess was surprised to see a little girl come out of the tall grass. However, the princess thought it was a wonderful idea for someone to take care of the baby while he was still little. She said, "Yes, go and find someone for me."

Can you guess whom Miriam went to find? Yes, she ran home as fast as she could go to tell her mother everything that had happened.

"Mother!" she called out. "The princess has found our baby! She wants to keep him but she needs someone to take care of him. Mother, come and take care of him for the princess. Then our brother will be safe."

Miriam grabbed her mom's hands and they hurried down to the river where they saw the princess playing with the baby boy. He was laughing as the princess tickled his little feet.

When the princess saw Miriam's mother, she asked her, "Will you take care of him for me?"

"Yes, oh yes!" answered the mother. She was so happy to see her little baby was safe.

The princess said, "Take care of him until he gets bigger. Then I will take him to the palace to live with me. I've given him a name too. I'm going to call him Moses."

That night the baby's real family was happy. They praised and thanked God. Baby Moses was back with them and they didn't have to hide him anymore! Now that baby Moses belonged to the princess, Pharaoh would not hurt him. God had kept him safe.

### God Keeps Us Safe

In today's story, we learned how baby Moses was saved by God. Even though he was supposed to be killed, his family tried their best to hide him. Later, the princess found him and wanted to keep him. God always has the best plans for us. Miriam and her mother trusted that God would take care of Moses and He did. We should also trust that God will help us when we need help. God always keeps His promises.



### Check For Understanding

1. **What did the new king of Egypt want to do when the Israelites kept growing in number?** (He made them into slaves and ordered all the baby boys to be killed.)
2. **When Moses was born, was he killed?** (No.)
3. **What did his family do to keep him safe?** (They hid him everyday from the king's soldiers.)

4. **What did Moses' mother do when he was too big to hide?** (She put him in a basket and floated him along the river.)
5. **Who found the basket?** (The princess, Pharaoh's daughter.)
6. **What did the princess want to do with the baby?** (She wanted to keep him.)
7. **What did Moses' sister, Miriam say to the princess?** (She asked the princess if she needed someone to take care of the small baby for her until he grew up.)

8. **Who kept the baby safe? (God.)**
9. **How do you think Moses' real family felt after the princess wanted to keep him?**

(They were happy because now they did not have to be afraid of Moses being killed by the king's soldiers.)



## Life Application Story

### God Takes Care of Us

One Saturday, when Cathy went to her elementary class at church, she was surprised to see Mrs. Richardson in her room. Mrs. Richardson usually taught the older kids and did not often come into Cathy's class. Cathy looked around and did not see her regular teacher, Mrs. Laurie. Something didn't feel right. When all the kids had settled down, Mrs. Richardson spoke.

"I am sure you are all surprised to see me here this morning. Mrs. Laurie is very sick today and could not come to church. She has a fever and runny nose. She is coughing a lot too."

"Is she going to be okay?" asked one of the students.

"I am sure she will be just fine after she rests for a few days. In the meantime, she has already told me what you are going to do today, and I am sure we will have a great time," said Mrs. Richardson.

The class continued and the kids did have a great time with Mrs. Richardson. But throughout the class, Cathy really missed Mrs. Laurie. She wanted to know if she was okay. After class, Cathy asked her mom, Mrs. Hayes, if they could drive to Mrs. Laurie's house to visit her.

"That's a good idea," said Mrs. Hayes. Soon other parents and their children wanted to go too. The children in her class really missed Mrs. Laurie. They all wanted to just say hello to her and ask how she was doing.

When they got to the house, Cathy ran up to the front door and rang the bell. Mr. Laurie, Mrs. Laurie's husband, opened the door.

When he saw the children he said, "Wow, what a nice surprise! Are you here to see Mrs. Laurie?"

"Yes, Mr. Laurie, we wanted to see if Mrs. Laurie is feeling better. Can we see her?" all the

children asked.

"Why don't you all wait in the living room while I go check on Mrs. Laurie and see if she is awake," Mr. Laurie told the children. He invited everyone to come into the house.

After a few minutes, Mr. Laurie returned and said, "I'm sorry, children. Mrs. Laurie would like to see all of you very much but she is also afraid of giving you her cold. She said, 'thank you' to everyone for coming."

The children, especially Cathy, looked sad. She had really wanted to see her teacher.

"Don't worry, children. Jesus will take good care of Mrs. Laurie just like He takes care of you when you are sick. Please pray for her. That's the best thing you can do to help her now," continued Mr. Laurie.

"We will, Mr. Laurie. We hope Jesus heals her sickness quickly so we can have her in church soon," said Mrs. Hayes. "Please tell her to take care."

All of the children nodded their heads.

"Children, thank you for coming. I'm sure Jesus will take care of her and so will I. May Jesus remember your kindness and love," said Mr. Laurie.

The children and the parents waved good-bye and left. Although Cathy was a bit sad that she couldn't see Mrs. Laurie, she knew God would take care of her. She was glad about that.

### Questions to Think About

1. **Why was Mrs. Laurie not in church?** (She was sick.)
2. **What did Cathy and her friends want to do after class?** (They wanted to visit her.)
3. **How come Mrs. Laurie did not see them?** (She did not want them to get sick.)
4. **What did Mr. Laurie tell the kids?** (God would take care of Mrs. Laurie. They could pray for her to help her get better.)
5. **What has God done to take care of you?** (Allow students to answer.)



## Activity 1

### **Baby Moses**

Look at the picture of Moses in the basket. Color it in. Help the students spell Moses' name.



## Activity 2

### **How Do Mommy and Daddy Take Care of You?**

Look at each picture. How do your parents take care of you? Talk about each picture with the students. After the discussion, ask each student to give thanks to God for their parents. They can say, "Dear God, thank you very much for giving me loving parents. They take good care of me every day! Thank you Lord Jesus!"



## Activity 3

### **Baby Basket**

#### Materials:

1. basket pattern
2. brown construction paper
3. glue
4. scissors

#### Directions:

1. Cut along the heavy lines of Diagram A.
2. Glue Diagram A onto a brown piece of construction paper to make the basket more sturdy.
3. Cut along the edge of Diagram A again to eliminate the unwanted brown construction paper.
4. Now cut slits on the lines that run next to the words "Flap C" on both edges of the basket.
5. Gently bend up Flap C.
6. Form the basket by joining Flaps A and B at the arrows (Diagram A) and tape them together (Diagram B).
7. Repeat for the other side to complete the basket.
8. As the students are creating the basket, remember to talk about how Moses was saved.



## Optional Activity

### **Princess Crowns**

#### Materials:

1. 11 x 22 inch sheets of construction paper (you may need to tape two shorter strips together to make the crown long enough)
2. markers
3. stickers
4. glitter
5. glue
6. stapler or tape
7. scissors

#### Directions:

1. Give each student a strip of construction paper. Explain they will be making crowns.
2. Provide the students with stickers, glitter and markers to decorate their crowns.
3. Wrap each student's crown around his or her head so it fits just right. Remove the crown and staple it (or tape it) at the correct size.
4. As they make their crowns, talk about how the princess helped Moses. God saved Moses by allowing the princess to find him in the basket.


Activity 4:1

## Baby Moses

Look at the picture of Moses in the basket. Color it in.  
Help the students spell Moses' name.

# This is baby

\_\_\_\_\_

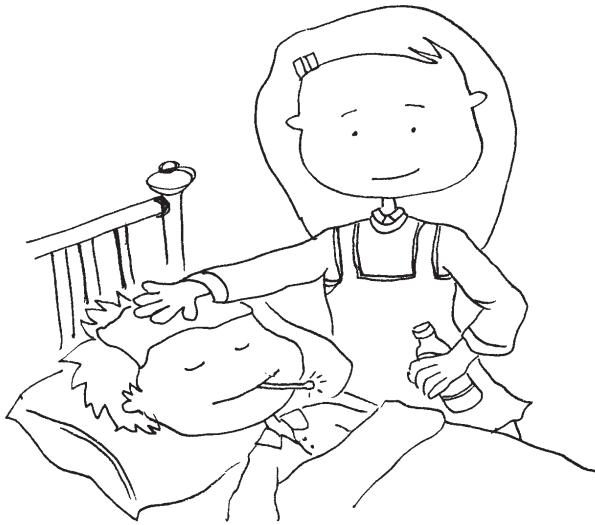




Activity 4:2

## How Do Mommy and Daddy Take Care of Me?

How do your parents take care of you? Talk about each picture with the students. After the discussion, ask each student to give thanks to God for their parents. They can say, "Dear God, thank you very much for giving me loving parents. They take good care of me every day! Thank you Lord Jesus!"




1. Mom takes care of me when I am sick.



2. Dad takes me to the Library.



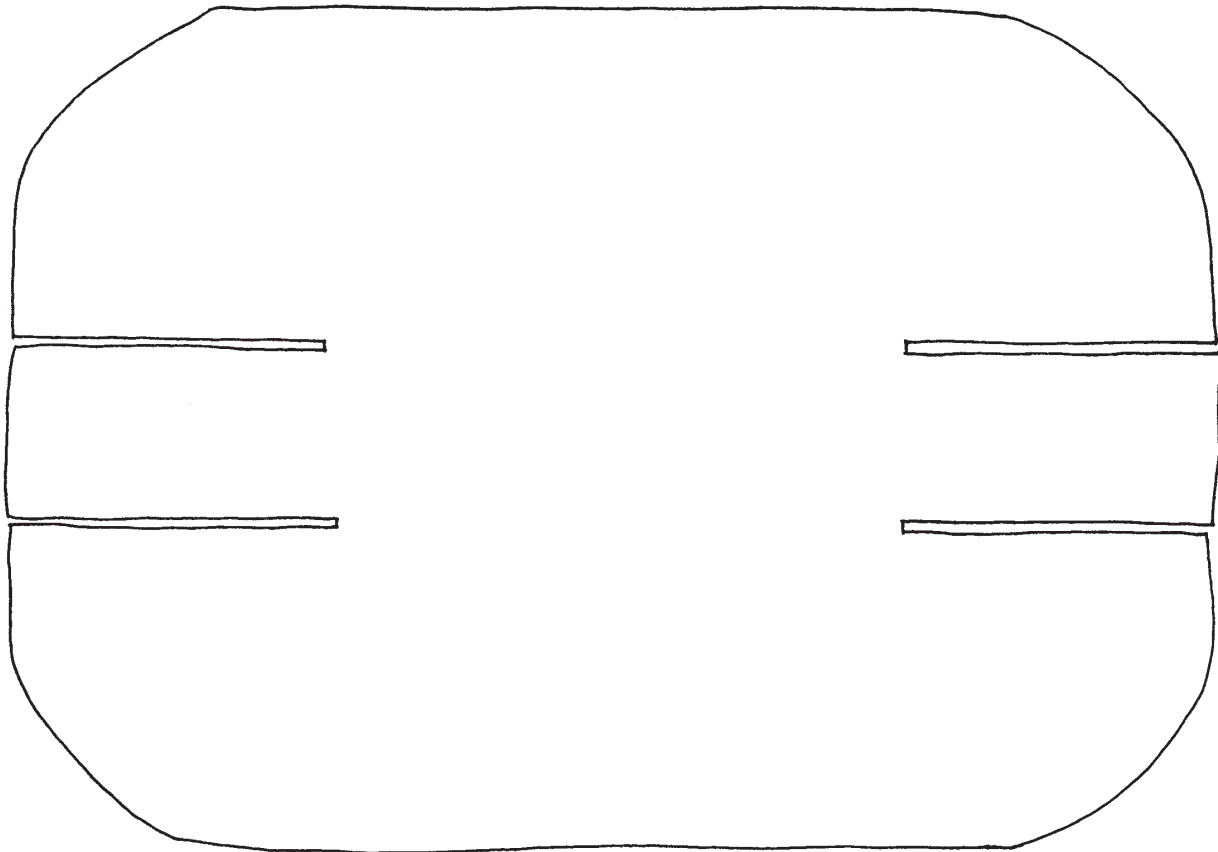
3. Mom takes a bath for me everyday.



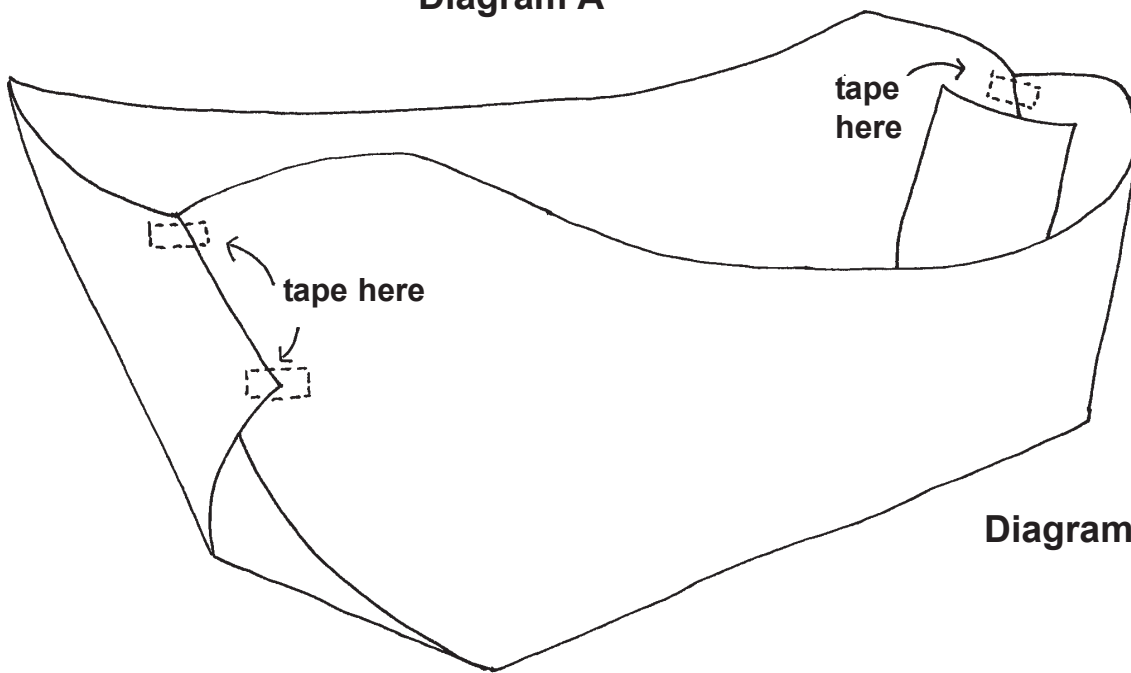
4. My parents cook dinner for the family.

Activity 4:3

**Basket Pattern**



**Diagram A**



**Diagram B**



# Moses and the Burning Bush

## Overview



### Materials You'll Need

- large white poster board (or white construction paper)
- red, orange and yellow tempera paint
- 1-inch square sponges
- clothespins
- paper plates
- old newspapers
- pencils or markers



### Scriptures

Ex 2:11-4:17

### Bible Truth Objective(s)

God always prepares and guides those whom He chooses for a special purpose.

### Behavioral Objective(s)

To trust in God's guidance, no matter what we are doing or where we are.

### Memory Verse

"God is faithful." (1 Cor 1:9a)



## Bible Knowledge

### Moses

The book of Exodus does not give a lot of detail on Moses' time in the palace. But we can be sure that his education was the best of that time. He likely would have learned three languages: Egyptian, Akkadian, and Hebrew.

Although he grew up among royalty, he was not blind to the plight of his people. He faced an inner struggle when he saw one of his own being beaten by an Egyptian. He chose to render justice by killing the Egyptian. When he was discovered, he fled to Midian and then eventually became a shepherd in Jethro's house (Ex 2:16-21).

### The Burning Bush

Moses first met God at Mount Horeb, the "mountain of God" (Ex 3:1). The flaming bush was likely a sight to behold since the bush itself was not consumed. When God called out to Moses, he responded immediately by saying, "Here I am." Yet, when God revealed His plan, Moses began to

give out all sorts of excuses. In fact, Moses brought up four points:

1. Who am I to go? (Ex 3:11)
2. What will I say to the Israelites when they ask who sent me? (Ex 3:13)
3. What if they don't believe me? (Ex 4:1)
4. I am slow in speech and am not eloquent. (Ex 4:10)

With each of these points, God reassured him that He already had everything planned out. God's responses to Moses' questions are as follows:

1. God would be with Moses (Ex 3:12).
2. I Am Who I Am (Ex 3:14).
3. He showed Moses many miraculous signs (i.e. rod turned to snake, the leprous hand, water turned to blood, Ex 4:2-9).
4. Aaron would become his spokesperson (Ex 4:14-16).

Before Moses could go, he had to first ask Jethro's permission since he was already a part of the family. Jethro gave Moses his blessing and Moses left with his wife and sons (Ex 4:19).



## Understanding Your Students

The concept of “trust” needs to be established with your children. They will most likely know what it means to “obey” God, but the idea of “trust” can be confusing. Tell them that when they trust someone, they are putting their hope in this person, and they totally believe that this person will not let them down. To demonstrate what it means to trust someone, you can have the children try this activity with each other.

Pair the children up. Tell them that they have a mission, and this mission is for them to walk around the room once and return to their seats after the walk has been made. The only trick is that they have to walk in pairs, and one person in each pair must keep

his/her eyes closed. The other partner must help to guide the blinded partner around the room, and then to his/her seat. In order to successfully do this, the blinded person must trust the other and know that his/her partner will not lead him/her into any obstacles. Monitor the activity very closely, and make sure the children are being very careful.

When the activity is over, have the children return to their seats, and let the children share their feelings on the activity. Your concluding point should be one that reflects the fact that we are sometimes spiritually blinded in our lives, and sometimes we aren’t really sure about what we should do, or where we should go. God is always willing to be our guide, because He loves us so much. All we have to do is trust Him enough to let Him guide us so that we won’t be so lost when we are going through difficult times.



## Vocabulary

### Pharaoh

the king of Egypt

### Palace

the place where kings, queens, princes and princesses live; a large and beautiful home

### Whip

a long rope used to hit a person or an animal to make them work faster and harder

### Suffer

to be in a lot of pain

### Sign

something special someone does to show another that what they are saying is true



## Before You Teach

In the story of Moses, we see how carefully God prepares a leader. When Pharaoh ordered the Hebrew midwives to kill all Hebrew male babies (Ex 1:16), the midwives did not obey the orders. Three month-old Moses was then discovered by the Pharaoh’s daughter but was allowed to have a Hebrew nurse—his own mother. During his earliest years, Moses’s mother was able to instill in her son a firm belief in God and a knowledge of God’s promise to Israel. Then Moses was adopted by Pharaoh’s daughter and trained for leadership in the most advanced civilization of that period. He was “learned in all the wisdom of the Egyptians” (Acts 7:22). Yet he could not forget the bondage of his people and “refused to be called the son of Pharaoh’s daughter” (Heb 11:24). His rash act of killing an Egyptian (Ex 2:11-12) forced him to flee

into the wilderness, where he met Jethro. Moses married one of Jethro’s daughters and learned to care for his father-in-law’s sheep. He also learned wilderness routes and sources of food and water.

Although it might have seemed like a life full of many ups and downs to Moses, God was preparing him for leadership by letting him live the life he did.

Yet when God spoke to him at the burning bush, Moses was still reluctant to take on the important job of rescuing God’s people. He gave God many excuses. God had to show him several signs and wonders to encourage him. In fact, God was very patient with Moses. But because he kept insisting he was not the right person to do the job, God eventually became angry (Ex 4:14). God wanted Moses to realize that the path before him had been prepared: the signs to show Pharaoh who was God, the plagues, and Aaron as a spokesperson. All Moses needed to do was trust and obey.

Today, God may be preparing us for an important job. Are we ready to trust and obey?



## Bible Story

### **Baby Moses**

Today we're going to continue with the story of Moses and learn about how he obeyed God and how God chose him to be a leader of His people. But before we go on, let's make sure that we all know where we left off last week.

Let's think about Egypt during the time when Moses was born. Pharaoh (review who Pharaoh is by taking a quick student response) ordered all the Hebrew babies who were boys to be killed. Remember, the Hebrews are the Israelites. It is just another name for the same thing. Does anyone remember why Pharaoh made such an awful command? He was afraid the Hebrew people would one day take over the land if there were too many of them.

When one Hebrew woman heard this order, she was sad because she had a very special little baby boy. Who was this special baby boy? Yes, it was Moses. Moses' mother did not want him to be killed, so she hid baby Moses in a basket and put the basket in the river. Then she got her daughter Miriam to watch the basket to see what would happen. Later, Pharaoh's daughter found Moses and wanted him to become her son. This meant that Moses would be safe and not killed! Moses' mother was very happy. But Pharaoh's daughter needed someone to take care of Moses when he was still so young. Pharaoh's daughter asked Moses' mother to take care of young Moses for her! This way, Moses' mother could teach Moses about God and all the ways God had helped her family and her people. Now that we all know what happened last week, let's continue with this week's story.

### **Moses Lives in the Palace**

Moses stayed with his mother, and she loved him and taught him all sorts of things. Moses grew, and he grew, and he grew until one day, he became big enough to go to the palace and live with the princess, the Pharaoh's daughter. Moses was very lucky to be able to live in the palace.

Remember from the last lesson that Pharaoh had made all the Hebrew people into slaves? That means every day, they had to work very hard and do

whatever the Egyptians told them to do. The Hebrew people did not like this but they had to listen to the Egyptians.

In the palace, Moses felt a little different from the other people. Can anyone think of why? Yes, it's because he was Hebrew and those in the palace were Egyptians. But even though he spent so much time with the Egyptians, Moses never forgot that he was Hebrew. It's because his mother had taught him all about his people before!

Now picture Moses in your head. Close your eyes if it helps. By now Moses is a strong young man, and he's in the palace. Let's think about the palace. What does a palace usually look like? It probably has a lot of gold, shining jewels, and beautiful gardens. (The purpose is to build up a grand and spectacular image in the students' minds to contrast with the Hebrews' servitude.) Good, do we all have this picture of the palace and Moses in our minds? Nod if you do.

Now picture Moses leaving the palace, leaving the garden and walking out into a very different place. It's hot. It's dirty. There's straw everywhere. There's mud everywhere. Nothing is shiny or pretty. And Moses is looking out into this place. Shhh...listen...do you hear what Moses hears? It's not birds chirping. It's the sound of people crying out. It's the sound of a whip. It's the sound of someone yelling at people. As Moses keeps walking closer, he sees his people, the Hebrews, working as slaves. He sees them working their very hardest, but they're being whipped and yelled at to work even harder. Moses' heart breaks because these people are Hebrews, just like him. He wished they didn't have to be slaves and could enjoy the palace like he did.

### **Moses Leaves Egypt**

One day, Moses did something to make him leave Egypt. He saw an Egyptian beating a Hebrew very badly. Moses wanted to help the Hebrew and began to fight with the Egyptian. They fought and fought, and before Moses knew what had happened, Moses had killed the Egyptian. Now, has anyone here ever tried to hide something you've done wrong? Raise your hand if you have. Moses did the same thing. After he killed the Egyptian, he looked to his left and then to his right and saw that no one else was there. So he buried the Egyptian in the sand, thinking that no one would ever know

what happened.

But secrets always have a way of coming out. Soon, other people learned what Moses had done. Even the Pharaoh knew! As a punishment, Pharaoh wanted to kill Moses. Moses didn't know what to do, so he ran away to a place called Midian.

### The Burning Bush

For many years, Moses lived in Midian, and he became a shepherd. One day, while Moses was taking care of the sheep, he saw something very strange. He saw a bush that was on fire. But the bush didn't turn black and become ashes. Have any of you ever seen a campfire before? At the end, the wood always turns black, right? Well, this didn't happen to the bush. It looked as if it wasn't being burned at all! Moses was shocked and thought, "How can a bush not burn when there is a fire?"

So Moses got closer to the bush because he wanted to find out more about this amazing sight. Then he heard a voice from within the bush call out, "Moses, Moses!" Just think—a voice was coming from the bush! Who do you think was calling out to Moses? That's right, God was calling out to Moses. How incredible is that?

Once Moses heard the voice, he replied, "Here I am." God then asked Moses to take off his sandals because he was standing on God's ground, on holy ground. God then told him the rest of His message. God wanted to use Moses to lead the people out of Egypt.

God said, "I am the God of your father, the God of Abraham and of Isaac and of Jacob. I have seen how my people suffer in Egypt, and I have heard their cry. I know that the Egyptians are very mean to the Israelites and I want you to go back to Egypt to lead the Israelites out into a beautiful land called Canaan." You see, God is all knowing, and He knew what the Israelites needed.



### Check For Understanding

1. **Who took care of Moses when he was small?** (His own mother.)
2. **When Moses was older, where did he live?** (In the palace, with the princess.)

### Moses is Afraid

Now up until then, Moses had only led sheep and not people. What God was asking him to do scared Moses because he thought, "All those people! How can I lead them?"

So Moses told God, "I'm not good enough."

But God said to Moses, "Do not worry. I will be with you and I will help you."

Moses wasn't sure that he could do what God wanted. He began to think of all the problems that could come up. He asked God, "What if the people don't believe that you have given me this message? What if they think I made it up?"

So God allowed Moses to perform mighty signs. God asked Moses, "What are you holding in your hand?"

Moses replied, "It's a rod." God told Moses to throw the rod to the ground. The rod turned into a snake, and Moses was so scared that he ran away! But then God told Moses to pick up the snake by the tail. When Moses did that, the snake turned back into a rod.

God said to Moses, "If they will not believe you when you speak my words, show them this sign." Because God knew how scared Moses was, God also gave him some other signs to show the people in case they did not believe.

Yet, Moses was still afraid. "Oh, Lord, I don't speak well in front of people! How can I go before Pharaoh? I might not know what to say, or the words might come out all wrong!"

God knew how scared Moses felt and said to him, "I will teach you what to say. And look, your older brother Aaron is coming to visit you right now. He speaks well and he can speak to Pharaoh for you. I will be with the both of you."

After that, Moses obeyed God, and together with his brother Aaron, they went to see the Hebrews and Pharaoh.

3. **What made Moses leave Egypt?** (He killed an Egyptian who was hurting an Israelite.)
4. **What did Moses do in Midian?** (He became a shepherd.)
5. **Who talked to Moses from the burning bush?** (God.)
6. **What did God say to Moses?** (God told Moses to lead the Israelites out of Egypt.)

7. **When Moses was afraid to go, what did God do to help him?** (God told Moses He would always be with him to help him. He also showed him some signs.)



## Life Application Story

### The Dreadful Night

It was Halloween night and all the children in Julie and Tommy Lewis' neighborhood got dressed in their costumes. Some of the children were witches, some were goblins, and some were ghosts. All of the kids except for Julie and Tommy were ready to go trick-or-treating and come home with loads upon loads of candy!

Julie and Tommy watched from the window as they saw their friends laughing and talking about the candy they would get from Halloween night. Julie let out a sigh, and Tommy just sat in a corner with a frown on his face. Their mom, Mrs. Lewis, knew that they both felt left out of that day's fun, so she came in with a tray of hot cocoa. "Hey, kids, come here! Hot cocoa!"

Julie slowly walked to her mom. Tommy took longer, but soon, both of them were sitting at the kitchen table drinking their cocoa and eating some popcorn. Mrs. Lewis began, "Julie, Tommy, why are your faces so sad?"

"Well, Mom, everyone else is dressed up to go trick-or-treating. It just doesn't seem fair that we can't go!" Tommy said.

Mrs. Lewis smiled understandingly, "Julie, do you feel the same way?"

"I know you said we shouldn't celebrate Halloween, but it does look like so much fun. And some of the costumes are so pretty. Jenn and Lisa are fairies and they have the most beautiful dresses!"

"Kids, I know it's hard to be different from everyone else. But you're not celebrating Halloween because I said you couldn't. Do you remember why we don't celebrate Halloween?"

"Yes, I know," replied Julie. "It's because Halloween is not a holiday that God would want us to celebrate."

"That's right, Julie," said Mrs. Lewis.

8. **How do you know God is always with you?** (Allow students to answer.)

"Halloween is a holiday that worships the dead and other gods. Since we worship the one true God, why would we celebrate a holiday that is for false gods? If we celebrated Halloween, we wouldn't be listening to the voice of God."

"I know, Mom," Tommy said. "It's just so hard to do the right thing sometimes."

"Yes, Tommy, it is hard to be different, but God will help us through these times." Tommy nodded and drank some more of his hot cocoa.

Later that night, the winds blew hard and howled between the houses. Worried parents called out to their kids to end trick-or-treating early and come inside. But even inside, no one felt safe. It started to rain, and the raindrops pounded against the windows, and the windows sounded like they were going to break.

"Mom, I'm scared," Tommy whispered.

Julie, who was also scared, said, "I think God will watch over us."

Mrs. Lewis smiled and said, "Yes, you're right, Julie. God will watch over us, especially because we listened to Him. Now that we're scared, God will listen to our prayers!"

Tommy smiled too, once he thought about what his mom said. He knew it was true. God would listen to their prayers for protection. That night, when the storm became worse, Julie and Tommy continued to pray for God's guidance. The wind was so strong that it broke some old tree trunks, including one close to the Lewis' house.

The next morning, Julie and Tommy saw the tree trunk by their house. "Wow, Mom, God must have watched over and protected us yesterday," Julie said after she came back inside the house.

"Yeah," Tommy said. "Even though doing the right thing was hard, I'm glad we listened to God because God sure listened to our prayers last night."

"That's right," said Mrs. Lewis with thankfulness in her heart.

### Questions to Think About

1. **Should we go trick-or-treating on Halloween? Why or why not?** (Allow students to respond. Explain that it is a festival that celebrates the dead and other false gods and is not just about candy.)
2. **Who protected the Lewis family during the storm?** (God.)
3. **Even though Julie and Tommy felt bad in the beginning that they could not go trick-or-treating, they knew that when they followed God's teachings, He would always protect them. How has God protected you?** (Allow students to answer.)



### Activity 1

#### Moses at the Burning Bush

Look at the picture of Moses and the burning bush. Have the students cut out the squares and try to put the puzzle back together again.



### Activity 2

#### God is Always With Us

How is God with us in each picture? Finish each sentence.

1. God is with us when we \_\_\_\_\_. (sleep)
2. God is with us when we ride the \_\_\_\_\_. (bus)
3. God is with us when we are \_\_\_\_\_. (sick)
4. God is with us when we are \_\_\_\_\_. (happy)



### Activity 3

#### Burning Bush Painting

##### Materials:

1. large white poster board (or white construction paper)
2. red, orange and yellow tempera paint
3. 1-inch square sponges
4. clothes pins
5. paper plates

6. old newspapers
7. pencils or markers

##### Directions:

1. Cover the tables with old newspapers.
2. Give each student a piece of poster board or construction paper. Ask students to draw an outline of a bush (try to cover the entire paper).
3. Pour small amounts of red, yellow and orange paint on a paper plate. Students can share plates.
4. Give each student a sponge and a clothespin. Show students how to pinch the sponge using the clothespin.
5. Dip the sponge into the paint and blot or stamp the paint onto the paper.
6. Encourage the students to use their imagination and create bushes covered with fire.



*Activity 5:1*

**Moses and the Burning Bush**


Look at the picture of Moses and the burning bush. Have the students cut out the squares and try to put the puzzle back together again.



Activity 5:2


### God is Always With Us

Look at each picture. How is God with us in each one?  
Finish the sentence. Words to choose are: **bus, sick, happy, sleep**



1. God is with us when we

\_\_\_\_\_.



2. God is with us when we ride

the \_\_\_\_\_.



3. God is with us when we are

\_\_\_\_\_.



4. God is with us when we are

\_\_\_\_\_.

# The Ten Plagues

## Overview

### Materials You'll Need

- 3-inch wide green construction paper strips
- chenille wires (3 per student)
- wiggly eyes
- glue
- hole puncher
- tape



### Scriptures

Ex 5:1-6:13; 7:1-12:50

### Bible Truth Objective(s)

God performed miraculous signs; God is all-powerful.

### Behavioral Objective(s)

To know that God is powerful by learning the ten plagues; to obey Him by following His teachings.

### Memory Verse

"For God has power to help." (2 Chron 25:8b)



## Bible Knowledge

### The Plagues

God performed a miracle by turning Aaron's staff into a snake. Pharaoh's magicians duplicated it through sorcery. Satan can imitate some parts of God's work and lead people astray. If the magicians had been as powerful as God, they would have reversed the plagues, not added to them.

Egypt was a large country, but most of the population lived along the banks of the Nile River. This 3,000 mile river provided water for drinking, farming, bathing, and many other purposes. Imagine how God dramatically turned the water of the Nile into blood. The Egyptians must not have been able to do anything.

After several warnings, Pharaoh still refused to obey God. Even though God gave Pharaoh many opportunities to heed Moses' warning, Pharaoh hardened his heart every time there was a break in the plagues. His stubborn disobedience brought suffering upon himself and his entire country.

The first nine plagues (Ex 7:14-11:10) revealed the superior power of God over the gods of the Egyptians. At the last plague, every firstborn child of the Egyptians died, but the Israelite children were spared because the blood of the lamb had been placed on their doorposts.

### Passover

The Passover commemorated God's deliverance of the Israelites from bondage in Egypt. For the Israelites to be spared from the plague of death, a male lamb with no defects had to be killed and its blood placed on the doorposts of each home. The lamb was a sacrifice. This foreshadowed the blood of Christ, the sinless and perfect Lamb of God, who gave His blood for the sins of all people.

Inside the Israelites' home, just before the plague, they ate a meal of roast lamb, unleavened bread, and bitter herbs (Ex 12:1-11). Bitter herbs signified the bitterness of slavery. Unleavened bread could be made quickly because the dough did not have to rise. The Israelites ate, were dressed and ready to go after the meal.



## Understanding Your Students

The story of "The Ten Plagues" will likely be very interesting and larger-than-life for the students. They will enjoy hearing about the frogs, gnats and flies that covered the land. They might also be a little scared of hearing about the water that turned into blood or when the first-born sons were killed by God's angel. Since there are so many of them, it will be useful to have pictures or some visuals to assist the students as the story is told. Then they will not get too confused with all the events.

More importantly, no matter what plague is being discussed, it is critical to always link everything back to the power and grace of God. Only God has

the power to do all of those miracles. You can make this more real by asking the students if they could do any of those things that God did, like changing a rod into a snake or turning water into blood. No one can ever be compared to God. That is why He is the Almighty. It is also God's grace that saved His people. Even though some of the plagues may be hard to understand for young children (e.g. why God would kill the first-born sons), God did everything because He heard the cries of His people. In Exodus 2:23 it says that the Israelites "groaned because of the bondage, and they cried out, and their cry came up to God." God is indeed powerful but He is always merciful too. He is our loving Father. The students need to understand that God will always be there for them, as their parents are there for them, because God is love.



## Vocabulary

### **Pharaoh**

the king of Egypt

### **Miracle**

something amazing and unbelievable that only God could do

### **Plague**

a harmful thing in large numbers

### **Passover**

a holiday when the Israelites remember that when God saved them from Egypt



## Before You Teach

In the story of the plagues, God chose Moses to lead the Israelites out of the land of Egypt. Each time Moses spoke with Pharaoh, he was instructed by God to always begin by identifying who had sent him.

"And you shall say to him, 'The Lord God of the Hebrews has sent me to you'" (Ex 7:16a).

"Rise early in the morning and stand before Pharaoh, and say to him, 'Thus says the Lord God of the Hebrews'" (Ex 9:13b).

Why was it important for Moses to do this? The first time he met with Pharaoh and announced that the Lord God of Israel had sent him, the Egyptian king replied, "Who is the Lord, that I should obey His voice to let Israel go? I do not know the Lord, nor will I let Israel go" (Ex 5:2).

We can see how stubborn and hard Pharaoh's heart was from his words. But God wanted him to know that the name of God carries with it great power.

By stating who had sent him each time there was going to be a plague, Moses allowed Pharaoh to not only hear God's name but also see the One with real power. The plagues served as a means to make God known among all the people of Egypt. They could see from the frogs, gnats and hail, God's power over the forces of nature. With the death of their first-born sons, the Egyptians could not deny who had the power over life and death. After all the plagues had come and gone, there was no question in anyone's minds who the God of Israel was.

Today, God's name carries the same power. When we cry out to the Lord, we know His name is full of unlimited power and authority. And because we are able to call out to Him, we can also be confident that God will hear us and have mercy and compassion upon us.



## Bible Story

### Moses and Aaron See Pharaoh

God is very powerful. He created the whole world with all its colors, animals, and people. He makes food grow so that we can eat it and be strong and healthy. He gave us loving families. God takes care of us. He helps us do things we cannot do by ourselves. Today we will hear how God used His power to free the Israelites.

In the last lesson, we learned that God chose Moses to help the Israelites leave Egypt. God knew that the people were suffering so He chose Moses to go talk to Pharaoh. But Moses still felt a little afraid. It had been forty years since he ran away from Egypt. Then Moses remembered what God said to him from the burning bush and felt stronger. Moses knew that God is all-powerful and would be able to free the Israelites from slavery. God would help Moses. Together, Moses and his brother Aaron went to the palace to see Pharaoh.

Moses and Aaron said to Pharaoh, "This is what the Lord, the God of Israel says: 'Let my people go, so that they may worship me.'"

When Pharaoh heard this, he replied, "Who is the Lord, that I should obey him and let Israel go? I do not know the Lord and I will not let Israel go. Now get to work." Pharaoh did not believe in God's power. Instead of obeying God and letting the Israelites go, Pharaoh made them work even harder!

The Israelites felt very sad. Instead of being free, they had even more work than before. God told Moses not to worry.

God said to Moses, "I am the Lord. I will bring the Israelites out of Egypt with many mighty acts. Now go, tell Pharaoh to let the Israelites go out of his country."

So Moses and Aaron went to Pharaoh again. They told him, "The God of Israel says: 'Let my people go.'"

"Who is this God?" Pharaoh laughed. "Perform a miracle to show me."

Aaron threw down his staff in front of Pharaoh and his officials, and it turned into a snake! Pharaoh told his magicians to do the same. Each Egyptian magician threw down his staff and it also turned into a snake. But Aaron's snake swallowed up their

snakes! Still, Pharaoh would not listen. His heart was hard.

### The Ten Plagues

Moses and Aaron did not give up. They met Pharaoh at the Nile river, the same one Moses was found in as a baby, and Moses told him again, "The Lord has sent me to say to you: 'Let my people go, so that they may worship me in the desert.'" This time Moses also warned Pharaoh that God would punish him by sending bad things on the land called plagues if he did not listen. When Pharaoh still said no, Moses stretched out his staff and hit the water with it. As soon as the staff touched the water, God turned all the water into blood! Can we drink blood, cook with it, or even use it to take a bath? Of course not! So, the Egyptians had no water to drink, all the fish in the river died, and blood was everywhere. But even after this first plague, Pharaoh would not listen.

Seven days later, God sent Moses and Aaron to Pharaoh again. This time Moses told Pharaoh that God said, "Let my people go or your whole country will be filled with frogs." Again, Pharaoh would not let the Israelites go, so God sent many frogs. They jumped on their beds, on their tables, and in their kitchen. Frogs were everywhere!

Pharaoh could not stand it anymore and told Moses that he would let the Israelites go if Moses prayed to God for the frogs to stop coming. So Moses cried out to God and God listened. The frogs all died and were carried out of the houses. Only the frogs in the Nile stayed. But when Pharaoh saw that the frogs were gone, he hardened his heart and did not keep his promise! He would not let the Israelites go!

God sent many more plagues to show that God's power is greater than the Pharaoh's. Each plague was more terrible than the one before. God sent the plague of gnats, flies, animal disease, and sickness. There was a huge hailstorm, a plague of locusts that ate all the food, and three days of darkness with no sunlight. (Teacher's Note: Please feel free to elaborate on each plague as needed.)

With each plague, Pharaoh promised to let the Israelites go, but he always changed his mind once the plague stopped. Finally, God said to Moses, "There will be one more plague, and then Pharaoh will be glad to let my people go. Get the

Israelites ready to leave Egypt.”

Moses told the Israelites, “This is what the Lord says: ‘At midnight an angel of the Lord will go through the land. The oldest son in every home will die unless you take a lamb, kill it, and paint the lamb’s blood on the doorframe of each home. Tonight, gather in your house, eat the lamb quickly, and have your coat on, your sandals on, and your staff in your hand so that you are ready to leave.’”

The Israelites did as God commanded them. That night at midnight, the angel went through the land and killed all the first-born sons of the Egyptians. But, whenever the angel saw the blood on the Israelites’ doorframes, he passed over those houses and did not touch anyone in them.

That night, Pharaoh’s own son was killed. Pharaoh was sad, angry, and frightened. In the middle of the night, Pharaoh cried out to Moses, “Get up! Leave my people, you and the Israelites! Go, worship the Lord. Take your flocks and herds as you have said, and go.”

All the Egyptians told the Israelites to leave quickly. They even gave the Israelites silver, gold, and clothing to take with them. The Egyptians were very afraid of God’s plagues. So, after 430 years of living in Egypt, all the Israelites took what they had

and left that same night. God had taken them out of Egypt after the tenth plague. They were finally free! They did not have to be slaves anymore.

Today, Jewish people still celebrate that day in order to remember how God performed miracles to bring them out of Egypt. It is called the Passover because the angel passed over their homes.

Children, we can learn a lot from this Bible story. First, we need to listen to God. Someone with a hard heart does not listen to God. He does not let God’s words into his heart. Pharaoh had a hard heart. He would not let the Israelites go. That is why God punished Pharaoh by sending bad things called plagues into the land of Egypt. Because Pharaoh’s heart was so hard, it took ten plagues for him to finally let the Israelites go!

Today, we need to have a soft heart to listen to God, to the pastors, teachers, parents, and older brothers and sisters. Also, when we say we will do something, we must do it. Promises are meant to be kept. After all, God gives us a promise that He keeps forever. He says, “I shall help you and protect you.” God has the power to do things we cannot do. He uses this power to take care of us. Let’s always take time to think about how God takes care of us and remember to thank Him.



### Check For Understanding

1. **What did Moses and Aaron say to Pharaoh when they saw him?** (They asked him to let the Israelites go so that they could worship God.)
2. **What was Pharaoh’s answer?** (He said no and made the people work harder.)
3. **What was the first plague that God sent to punish the Egyptians for not listening to Him?** (He turned the water of the Nile River into blood.)
4. **How many plagues did God send altogether?** (Ten.)
5. **What was the last plague?** (God sent an

angel to kill the first-born males in every house.)

6. **Why were the Israelite not harmed?** (God told them to put lamb’s blood on the door frame of each house. The angel would pass over the houses with blood on them.)
7. **What did the Israelites do after Pharaoh told them to leave Egypt?** (They packed up all their belongings and left that night. They were finally free!)
8. **How do you know God is powerful and great?** (Allow students to answer. Some possible answers: Only God could perform all these miracles, He saved all the Israelites from Egypt.)



## Life Application Story

### The Bee Sting

"Michelle! John! Are you two ready for the picnic yet?" Mr. Marsh asked loudly.

"Almost, Dad!" John answered.

"Just five more minutes, Dad!" Michelle said.

"It's okay," said Mrs. Marsh. "You don't need to rush them. I need a few more minutes too, to finish packing up all the food. I think we have enough here to feed the entire church!"

Mr. Marsh began to laugh. He had been looking forward to this day. No work. Just the family, having a great time together outdoors.

Just as Mr. Marsh was daydreaming about all the wonderful things the family could do, he heard Michelle say, "Okay, Dad. We are ready!"

After everyone got into the car, the Marsh family left for their picnic trip to Mt. Palomer. Although it was a little bit far away, the family had a fun time in the car singing hymns and playing games. After two hours, they arrived.

As the kids got out of the car, they could see how wonderful this place was. It had lush green grass and a big lake. They breathed in the fresh air.

"Wow, this is a beautiful place, Dad!" Michelle exclaimed.

"Yeah, it's nice! This is a great spot to play catch," said John, pointing to a clear opening.

"Kids, please help me unload the food and the drinks from the car," said Mrs. Marsh.

"Coming!" they answered. As John walked back towards the car, he noticed a big bee flying near his sister.

"Hey, Michelle. There is a bee flying next to your head."

Michelle, who was scared of bees, began to run around in circles.

"Where is it? Is it gone?" Michelle screamed, as she swatted her hands in the air.

"You are moving so fast, I can't see anything," said John.

Suddenly, Michelle yelled out, "Ouch!"

"What happened?" Mr. Marsh asked as he came running over. "What's all the yelling about?"

"I think I got stung by the bee, Dad," cried

Michelle, as she looked at her right arm.

"How do you feel?" asked Mr. Marsh.

"Not good. My arm hurts a lot. It looks swollen. Is anything bad going to happen to me?" Michelle asked.

"I don't think so," said Mr. Marsh.

By now, Mrs. Marsh had also come over from the car. "Let's get to the nearest hospital just in case. Before we leave, let's first pray for Michelle, and ask God to help her get better. He is powerful and can do anything, if we believe," Mrs. Marsh said.

Everyone piled back into the car. Because everyone was very worried about Michelle, no one complained about leaving. Before Mr. Marsh started the car, everyone prayed. After a while, they arrived at the emergency room at the hospital.

"Will this hurt me?" asked Michelle as they entered through the doors. She didn't like to see doctors. "Will they have to give me a shot?"

"I am not sure, honey," replied Mrs. Marsh. "But if they do, it will only pinch for a second. We will be right beside you the entire time."

The doctor checked on Michelle's wound and said that she was lucky because the bee that stung her wasn't harmful. She would just have to wait for the swelling to go down. The doctor did say it might be sore for a week or so, but Michelle and the whole family was glad she was alright.

"Thank God for watching over Michelle," John said. "He really can make everything better."

"Yes, thank God!" said Mr. and Mrs. Marsh. "God really can do anything, if we believe."

### Questions to Think About

1. **Where was the family going?** (They were going on a picnic.)
2. **How did everyone feel about this trip?** (They were excited.)
3. **What happened to Michelle as they were unloading the car at the picnic site?** (She got stung by a bee.)
4. **What did the family do right away after she was stung?** (They prayed to God and drove to the nearest hospital.)
5. **What did the doctor say to Michelle?** (The bee was harmless and she was going to be just fine in a week.)
6. **What did they family say after they found out**

*Michelle was going to be okay? (They all praised God and gave thanks to Him.)*



### Activity 1

#### **The Ten Plagues**

*Look at the pictures. Do you remember what the ten plagues were? Ask the students to tell you what they are. (Teacher: please write down the appropriate words on the board for them to see as they tell you.)*



### Activity 2

#### **The Passover**

*Look at each picture. Which people obeyed God? Which ones did not? Put an "X" over that picture.*



### Activity 3

#### **Locusts Alive!**

##### Materials:

1. 3-inch wide green construction paper strips
2. chenille wires (3 pieces per student)
3. wiggly eyes
4. glue
5. hole punch
6. tape

##### Directions:

1. Provide each student with a piece of construction paper. Help them roll it into a green tube and close the ends by stapling or taping.
2. Help the students punch three holes evenly along each side of the tube (make sure holes are opposite one another, to insert legs).
3. Thread one chenille wire through two holes opposite each other. Bend the wire so that there will be "legs" and "feet".
4. Repeat for the remaining two wires.
5. Glue the wiggly eyes on the top of the tube to create locust eyes.
6. Use the locusts to re-tell the story or to help the students remember the story.



Activity 6:1

### The Ten Plagues



Look at the pictures. Do you remember what the ten plagues were? Ask the students to tell you what they are. (Teacher: please write down the appropriate words on the board for them to see as they tell you.)



Activity 6:2

### The Passover

Look at each picture. Which people obeyed God?  
Which ones did not? Put an "X" over that picture.



# Crossing the Red Sea

## Overview

### Materials You'll Need

- paper cups
- dry beans
- tape
- stickers



### Scriptures

Ex 13:17-15:21

### Bible Truth Objective(s)

God protects and cares for His people.

### Behavioral Objective(s)

To identify ways God cares for us and to praise Him through songs.

### Memory Verse

"He is my God, and I will praise Him."  
(Ex 15:2b)



## Bible Knowledge

### God's Presence and Deliverance

God led the Israelites with a pillar of cloud by day and a pillar of fire by night so they would know that God was with them on their journey to the promised land. As the Israelites looked to the pillar of cloud and fire, we can look to God's words, day and night, to know He is with us, helping us on our journey to the heavenly kingdom.

Trapped against the sea, the Israelites faced the large Egyptian army. Pharaoh regretted his decision to let the Israelites go and sent out 600 of his choice chariots to chase them. When the Israelites saw the army coming upon them, they thought God was not with them, and they lost their trust in Him. It is understandable that they were scared. After all, they were stuck between the waters and an enormous army that was charging at them. But God wanted the Israelites to learn that He was able to provide for them, no matter how insurmountable or bleak the situation may have seemed. We should adopt Moses' attitude to stand

*firm and see the deliverance that the Lord will accomplish.*

*The Lord instructed Moses to tell the people to move on. Throughout the entire night, God sent a strong east wind to drive the waters back so the Israelites could pass through the sea on dry ground. This act of parting the Red Sea demonstrated that every force in nature was under God's control. It also took faith on the part of the Israelites to actually walk across the dry ground. They could have been too frightened to do anything or they might have been skeptical and thought the waters could wash over them at any time. But they ultimately chose to believe and were delivered as a result.*

*When all the Israelites were safe on the other side, God brought the water back again at exactly the right time for the destruction of the Egyptian army.*



## Understanding Your Students

The story of the crossing of the Red Sea is a very miraculous and amazing event. There is no doubt that God parted the waters because He is almighty. But the students should not see God's mighty power and deliverance only in these big "things." They can also learn to see God's guidance in every-day things. As the lesson unfolds, share examples of when God guides and helps us on a daily basis. The students need to understand that God is always present in our lives and that He cares about all our needs—big and small.

Let your children know that God has many ways of protecting and guiding us. He protects us from danger,

from sadness and from worries, just to name a few. Sometimes we can see His protection right away, but there are times when we can only see that God has protected us when we look back on certain situations. The best way to receive God's protection is to stay close to God, and to talk to Him through prayers as much as possible.

God also has many ways to guide us. He has given us the Bible and many wonderful stories that teach us how we should live our lives. He also guides us through our ministers. God's guidance sometimes comes through our parents, religious education teachers, and other brothers and sisters in the church. Take the time to talk about ways that the students have received God's protection and guidance.



## Vocabulary

### **Canaan**

the promised land God gave the Israelites

### **The Pillar of Cloud**

a big cloud that stayed in front of the people as they walked in the wilderness

### **The Pillar of Fire**

a big, bright light that stayed in front of the people as they walked in the wilderness

### **Desert**

a dry land, with a lot of sand and rocks, and very little water

### **Chariot**

a two-wheeled horse-drawn vehicle used in battle in ancient times



## Before You Teach

When the Israelites saw the oncoming Egyptian army, they became frightened. They cried out desperately to Moses and asked him why they were brought into the desert to die. Instead of rebuking them for their lack of faith, Moses calmly told them not to be afraid. He said, "The Lord will fight for you" (Ex 14:14a).

Indeed, throughout the entire Exodus, everything was a result of God's wonderful and mighty work. First there were the plagues. Although Pharaoh's magicians were able to reproduce the first two plagues, it was clear by the end of the whole ordeal that no one was a match for God. Even the magicians had to declare that was the finger of God. Then there was the rod that Moses used to part the Red Sea. The rod in itself held no magical powers. Rather, it was the word of God

that commanded everything to happen. And the wheels on the chariots that miraculously fell off as the Egyptian army entered into the water were not just a coincidence. All of these things happened because God fought for His people. The Israelites did not have to lift a finger or do any battle, yet they ended up safely on the other side of the sea.

Today, God is also fighting for us. He has promised to be by our side and to give us what we need. That is an incredible promise. The problem is that we, like the Israelites, often lack the trust that things will turn out all right. We aren't always sure we want God to fight for us. We want to do things our way and take matters into our own hands. Somehow, it makes us feel better to know and feel that we are in control. But in the end, we really don't know how things will turn out. And all along, God has promised to fight for us and take us to where we need to be. We know that God never breaks a promise. We really only need to trust Him and remember His precious words.



## Bible Story

### **The Israelites Are Set Free**

Last week we learned that God sent Moses to tell Pharaoh to let the Israelites go. Did Pharaoh listen? No. His heart was hard. So God sent many punishments, called plagues, on to the Egyptians. Do you remember what some of the plagues were? God turned all the water into blood so that there was nothing to drink. Then frogs hopped everywhere, even into people's food! There were also the plagues of gnats, flies, locusts, animal disease, sickness, hail, and darkness. The last plague, the plague of the firstborn, was the most terrible. An angel of God killed the oldest son of each family unless they had painted their door with lamb's blood. Pharaoh's own son died because Pharaoh did not listen. Pharaoh was sad and frightened. Everywhere in Egypt people were crying. At last Pharaoh said to the Israelites, "Go!"

The Israelites were all very happy to hear this. They packed up all their clothing and food as fast as they could. The women wrapped up their babies in warm blankets. The men took things they needed to protect their families. Grandparents held the hands of sleepy children as thousands of Israelites finally walked out of Egypt. They were going to the promised land of Canaan. They would be free!

### **The Pillar of Cloud and the Pillar of Fire**

Now Canaan was far away from where the Israelites were. They would have to walk a long way to get there. And in order to get there, they had to walk in the desert. As the Israelites traveled, they learned that it was hard to travel in the desert. There is sand everywhere in the desert. During the day it is very hot and there is little water to drink. At night, it becomes very cold. It is also hard to see. There were so many Israelites that the people in the back couldn't see Moses who was leading them all the way in the front. But God helped the people by going in front of them in a pillar of cloud during the day and in a pillar of fire at night. The pillar of cloud made shade under the hot sun so it was not as hot for the people as they walked. The pillar of fire made light in the dark so that the people could see. Wherever God went in the pillar of cloud or fire, the Israelites followed. When the pillar of cloud or fire stopped, the

Israelites stopped. God was leading His people every step of the way. The Israelites traveled steadily.

### **The Egyptian Army Chases the Israelites**

In a few days, they came to the shore of the Red Sea. There was water in front of them and there were high mountains to their left and right. The Israelites camped there. As they prepared their things, they suddenly heard a rumbling sound from far away. As they listened, it got louder and louder. Can you guess what was making that loud sound? When they looked up, they saw the army of Pharaoh charging at them! They saw soldiers riding on fast chariots and they were getting closer and closer. The Israelites didn't know what to think. What was going on, they wondered to themselves. Hadn't Pharaoh agreed to let them go? Why were they being chased now? Actually, after the Israelites left Egypt, Pharaoh changed his mind. He was angry that all those bad plagues had happened to him and his land. He didn't really want to let the Israelites leave. So he sent his army to chase after the people and to make them slaves again!

When the Israelites saw this, they were very afraid. How could they run from the Egyptians if water and mountains surrounded them? How could they fight against the powerful Egyptian army? They cried out to God and complained to Moses.

"Why did you bring us to this terrible place?" they said. "It would have been better to be slaves in Egypt. Now we have to die in the desert!"

Moses knew he had to calm the people's hearts.

"Do not be afraid," Moses said. "God will save you. The Lord will fight for you."

To show the Israelites that God was protecting them, the pillar of cloud moved from the front to the back where it stood between the Israelites and Egyptians. Now, with the pillar in the way, the Egyptians could not see or pass because everything was dark.

### **The Israelites Cross the Red Sea**

Then Moses stretched his hand over the sea and all night God sent a strong east wind to drive back the waters of the Red Sea. As the wind blew, dry land appeared where before there was the sea.

In amazement, the Israelites and all their animals crossed the Red Sea on dry land. There was a wall of water on their left and a wall of water on their right but where they walked it was only dirt. They had never seen a sea split like this before. Eventually, all the Israelites passed to the other side.

When the Israelites were safe, God lifted up the pillar and the Egyptians could finally see that the Israelites had crossed the sea on dry ground. They didn't know how it happened but Pharaoh's soldiers and chariots chased after them. They went into the dry path with their horses and chariots. The soldiers planned to capture the Israelites and take them back to Egypt as slaves. But God did not let this happen. As the soldiers raced into the ocean floor, God made their chariot wheels fall off. The Egyptians had a hard time driving the chariots without wheels. That was when Moses lifted his hand

above the water again. All of a sudden the sea came crashing down over the army. The Egyptians were destroyed that day.

### **The Israelites Are Saved**

Now the people were happy. They were glad they trusted God in the end. They knew that God would keep them safe and help them go into the land of Canaan. They thanked God for giving them the help they needed. God performed a miracle in order to keep His people safe. No one but God could make the waters part so that dry land would appear. Today we are God's children. He takes care of us too. God gives us our morning breakfast and the clothes we have. He gives us parents to love us and friends to play with. God gives us teachers who help us learn. We also have the Bible to teach us God's words. With God on our side we do not have to be afraid of anything!



### Check For Understanding

1. **Why did the Israelites leave Egypt?** (Pharaoh was very mean to the people.)
2. **How did God guide the Israelites as they walked in the desert?** (God gave them a pillar of cloud to show them the way during the day and a pillar of fire to help them see at night.)
3. **Why did the Egyptian army chase after the Israelites?** (Pharaoh was angry and he didn't want to let the Israelites leave. He changed his mind and wanted the Israelites to be his slaves again.)

4. **What did the people do when they saw the army chasing them?** (They cried out to Moses. They were scared and didn't want to die in the desert.)
5. **What did Moses say to the Israelites when they were scared?** (He told them to trust God. God would save them.)
6. **How did the Israelites cross the Red Sea?** (God parted the water so that they could walk on dry ground.)
7. **What happened to the Egyptian army?** (They were killed when the water of the Red Sea came crashing down on them as they entered into the Red Sea.)
8. **How does God protect us today?** (Allow students to share their answers.)



### Life Application Story

#### **Flowers Need Care Too!**

Michelle went to the garden shop with her mom, Mrs. Marsh. Mrs. Marsh wanted to plant

some flowers in the front yard since spring was about to arrive. Michelle also wanted to plant her own seeds, so Mrs. Marsh got some flower seeds for her.

"I am not sure how I should plant this, Mom. Could you help me when we get home?" asked Michelle.

"Sure, sweetheart," replied Mrs. Marsh.

When they got home, Mrs. Marsh took out the new plants from the trunk of the car and put the pots in the garden. Michelle also took her packet of seeds. She went to a nice spot in the garden and began to rip open her packet of seeds.

"Wait, Michelle," said her mom. "Let me see your seed packet, please. We need to make sure we read all the instructions before we just pour them out on top of the soil."

"Okay," said Michelle, as she handed her packet to her mom.

As Mrs. Marsh read the instructions, she also asked Michelle to get some things ready.

"First, go gather all the tools we need to plant these seeds. After you are done with that, I will help you dig the ground so it's nice and soft for the seeds to grow."

Michelle was excited that she was going to be able to plant her own seeds and watch them grow. But she realized that it was a lot of work too.

After she got everything ready, Michelle and her mom got to work and planted the seeds according to the instructions. Michelle also helped Mrs. Marsh plant her potted flowers. Then they watered everything.

"Wow, Mom. I didn't know it was so much work to plant some seeds. I thought we could just pour them out and wait for some flowers to grow."

"Well, our work isn't done. We still need to water them every day to make sure they will grow."

"Okay, Mom. I will be sure to water my seeds everyday."

"And it's not enough to just water them. They also need sunshine. Do you know where that comes from?" asked Mrs. Marsh, smiling.

"Of course. God is the one who gives us the sun and the rain. I guess that means God helps to care for the flowers too," replied Michelle.

For the first few days, Michelle was always out in the garden, checking on her seeds and watering them. But after the first week, she would sometimes forget.

One day, three weeks after the seeds had been planted, Michelle asked Mrs. Marsh, "Mom, I just went to check on my seeds and it doesn't look like anything is growing. How come?"

"Well, have you been watering the seeds every day like I told you to?"

"In the beginning I did but then after that, I sometimes forgot. I thought the seeds would still grow. Will they die now?" asked Michelle with a worried look.

Mrs. Marsh gently patted Michelle's head and said, "Michelle, flowers need good care from us each day. To grow a garden you need to water the seeds so they can grow into beautiful flowers. If we miss a few days of watering, it becomes very hard for the seeds to grow."

"I guess it really is hard work to look after the garden," said Michelle.

"Yes, it is a lot of work. But most importantly, God is the one who can make flowers bloom. With God's care and your care, I am sure the seeds can grow and become beautiful flowers one day."

"I am going to take care of the seeds every day from now on, just like how God takes care of us. Then I am sure they will grow into beautiful flowers," said Michelle.

#### Questions to Think About

1. **What did Michelle plant in the garden?** (Flower seeds.)
2. **What do seeds need to grow?** (Water and sunshine.)
3. **Why didn't Michelle's seeds grow?** (She forgot to water them sometimes.)
4. **How does God help flowers grow? How does He take care of us?** (Allow students to answer.)



#### Activity 1

##### God Protects His People

Look at the pictures. Put them in the right order.



#### Activity 2

##### Crossing the Red Sea

Cut out the pictures on the next two pages. Help the students re-tell the story using the pictures.

(He provided shade during the day and light at night.) Now cut out the pictures and re-tell the story of how the Israelites crossed the Red Sea with God's help. Fold the water picture on the dotted line so it becomes a "U" shape. Now, help the Israelites walk on the dry ground.



### Activity 3

#### **Pillar of Cloud and Pillar of Fire**

Look at the pictures of the pillar of cloud and pillar of fire. How did God protect the people with them? Let the students understand how God took care of the Israelites! The same God who took care of the Israelites will also take care of the little children.



### Optional Activity

#### **Praise Maracas**

##### Materials:

1. paper cups (2 per student)
2. dry beans
3. tape
4. stickers

##### Directions:

1. Give each student 2 paper cups.
2. Give each student a handful of beans they can put into one cup.
3. Put the other cup rim-to-rim to the first cup and seal off by taping them together.
4. Let the students decorate the outside of the cup with stickers.
5. Ask the students when they can praise God. Then pick out a simple hymn the children already know and use the maracas as part of the hymn-singing.



Activity 7:1

# God Protects His People


Look at the pictures. Put them in the right order by filling in the numbers.



Activity 7.2

### Crossing the Red Sea

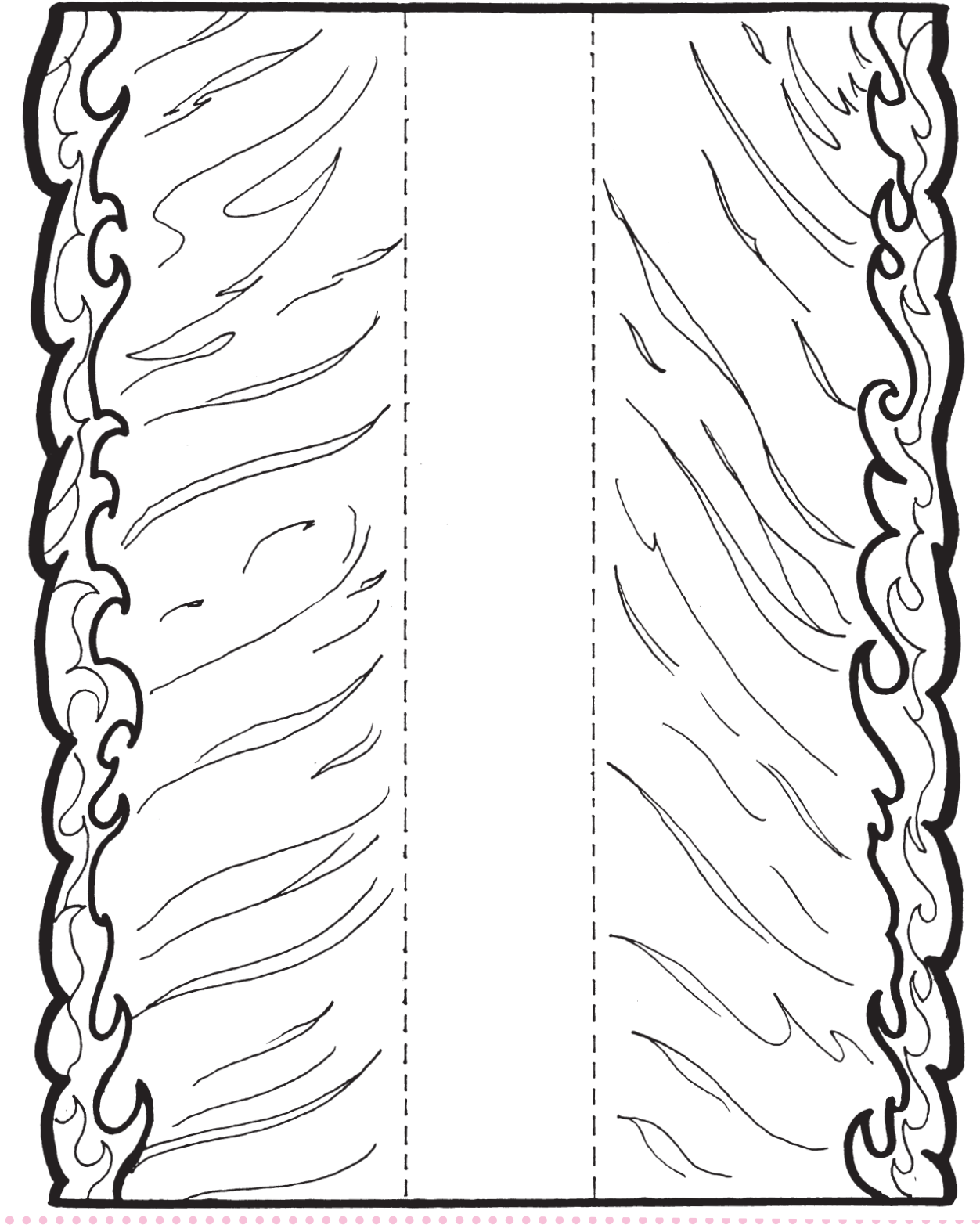
Cut out the pictures and re-tell the story of how the Israelites crossed the Red Sea with God's help.



## Crossing the Red Sea

Activity 7:2

Fold the water picture on the dotted line so it becomes a "U" shape.  
Now, help the Israelites walk on the dry ground.



Activity 7:3

### Pillar of Cloud and Pillar of Fire

Look at the pictures of the pillar of cloud and pillar of fire.  
How did God protect the people with them?



# God Gives Manna to His People

Overview



## Materials You'll Need

- construction paper
- markers and pencils
- scraps
- glue
- scissors



## Scriptures

Ex 16:1-17:7

## Bible Truth Objective(s)

God always provides what His people need.

## Behavioral Objective(s)

To list ways God provides for us; to thank God for providing everything for us by saying a thank you prayer at the end of the class; to recognize what it means to complain.

## Memory Verse

"Give thanks always for all things to God."  
(Eph 5:20a)



## Bible Knowledge

### Walking in the Wilderness

The Israelites had finally escaped from cruel slavery in Egypt by God's miraculous deliverance. They had seen His power at the Red Sea, and daily they were reminded of His presence by the pillar of cloud during the day and the pillar of fire at night.

The Israelites had taken grain with them from Egypt, but after a month their food supply was gone. Instead of asking God for food and trusting Him to provide, they murmured and complained. They even thought it would have been better to die in Egypt where they had "sat by the flesh pots" (Ex 16:3). Evidently, as slaves, they had been fed from large pots. Now their lack of faith revealed how quickly they had forgotten God's miracles on their behalf.

### Manna and Quail

Manna literally means "What." When God sent manna down, the people asked, "What is it?" because they had never seen this small round sub-

stance. The Bible describes manna like flakes, resembling white coriander seeds and tasting like wafers made with honey. Sometimes the people ground it, or beat it and baked it into cakes (Num 11:8).

Manna appeared every morning with the dew, except on the Sabbath day. No one needed to gather more than one day's worth of food. Otherwise, the extra would spoil by the next morning. On the sixth day, the people would gather two days' worth since they were to rest on the Sabbath. This showed God's amazing grace because it was only on the seventh morning that the extra food would not stink or be filled with worms. God also provided meat for His people in the form of quail. Birds like these came into Egypt in large numbers to feed on ripened wheat. But God sent these birds to the desert as food for His people.

God continued His provision of food for 40 years. In the barren wilderness, God wanted His people to trust that He would provide. In John 6:48-51 Jesus compares Himself to manna. Christ is our daily bread that satisfies our spiritual need.



## Understanding Your Students

Your students may not fully understand the fact that God is a spirit, and therefore, He is able to be everywhere and with us all the time. To develop this understanding more clearly, try to compare God with people. Ask them if a person is praying in the chapel, for example, could that same person be in the kitchen cooking lunch at the same time? You could also try a simple activity to relay this concept. Put up two signs in the room. One will have "Here" written on it. The other will have "There" written on it. Ask for a volunteer to stand at the "Here" spot. Then ask that child to run to the "There" spot. Can they be at two places

at the same time? They could try to run as fast as they could but it would only get them tired. Explain that as humans, we can't be everywhere at the same time.

God, however, is a spirit, and can be at many places at the same time. That's what makes Him special and our almighty God. No one is like Him. He is everywhere because He is watching over everyone and caring for our needs. Although we cannot see Him, we know He's everywhere, just like the wind or the air we breathe. We don't see those things but we know they are there. And even if we can't see God, we can see all the wonderful things He is doing for us. When we see these wonderful things, we should thank Him, because He does things out of love for us.



## Vocabulary

### **Complain**

when you say you are not happy about something

### **Quail**

a small bird

### **Manna**

the special food that God gave the Israelites to eat while they were in the wilderness



## Before You Teach

When the Israelites complained about the lack of food and water a month into their journey, it was only the beginning of their constant griping. From their history, we know that the people of God complained about almost everything when things did not seem to go their way. Even though God had shown them great miracles over and over again, they could not learn to be content with what they had. After all, they had been slaves before the Exodus and did not have a place to call their own. Now they were free and were on their way to the promised land. Yet, contentment still eluded them.

In Philippians 2:14-15, it says, "Do all things without complaining and disputing, that you may become blameless and harmless, children of God without fault in the midst of a crooked and perverse generation, among whom you shine as lights in the world." We can see from these verses that when we are able to hold back and not complain,

we are actually pleasing God. We are shining forth our light.

Most people find it difficult to not complain. We are tempted to complain when we have to wait in line for a long time or have to deal with unexpected issues that arise. We have all asked, "But why?" or whined when told to do something. But God has told us that when we accept His care for us, even if we can't always see the end result right away, we not only receive peace inside of us, we are also attracting others to Him. When others can see that we are content with what we have or what life has given us, we are showing them that God is truly our Savior. Only our Lord Jesus could give a person such peace.

The Israelites were the chosen people. They had God on their side, yet they often complained. It is hard to convince someone that we have peace and God in our lives when we constantly gripe about things. God has promised to take care of us, even when things don't always seem convenient or even make sense to us. Let us hold on to that promise with faith.



## Bible Story

### **The Israelites Complain About Food**

Imagine you are an Israelite. You've just crossed the Red Sea on dry land! What a miracle! Now you must travel for many miles through the hot desert. At first it is exciting. You are very happy that God saved you and your family. You have enough water, food, and energy. Some people even sing as they walk! Six hours later, though, you are dragging your feet. You are tired and hungry but all you have to eat is old bread! Children, if you were the Israelites, what would you do now?

Today's story is about what the Israelites did when they felt like this. They would learn how much God really loves and takes care of everyone.

The Israelites were very hungry after many, many days in the desert. When they left Egypt, they had left quickly and didn't have the time to take a lot of food. All that they did take with them had been finished. Now their empty stomachs grumbled and growled. The Israelites began to complain.

"In Egypt," they said, "we sat around pots of meat. Even though we were slaves, we still had all the good bread we could eat. Now Moses has brought us out of Egypt only for us to die in the desert."

This was terrible. The Israelites had already forgotten God's power! They had forgotten how God sent the plague of frogs to fill the houses. They had forgotten the way Moses raised his hand in prayer and God answered it by parting the Red Sea. Children, do you remember what other miracles God performed for the Israelites that the Israelites forgot? (Let children answer the question, interacting with them to help them review last week's lesson.)

The worst thing is, the Israelites forgot to be thankful and why they left Egypt. God brought them out so they could worship Him. God also promised to give the Israelites good land to live in. They did not remember God's promise. Instead of trusting and praising God, the Israelites complained.

How do you think Moses felt when the Israelites complained to him? Yes, Moses felt very sad. Moses was sad because the Israelites were forgetting to worship and praise God.

### **God Sends Quail and Manna**

God still loved and cared for His people even when they complained against Him. So God said to Moses, "At night you will eat meat. In the morning I will rain down bread for you to eat. Every day except for Sabbath the people will go out and gather bread to eat. On the sixth day of the week they will gather two times as much food. That way they can rest on the Sabbath and eat the bread that is left."

The night after God spoke, quail came and covered the whole camp. The Israelites caught so many quail that everyone was full on meat. The next morning the Israelites found thin flakes covering the ground. They said to each other, "What is it?" They had never seen it before! Can you guess what it was? Yes, it was manna, the special food from God!

The white flake was thin and tasted like wafers made from honey. Each Israelite got only as much as they needed to eat that day. God did not want them to gather anything extra. God wanted the people to know that there would always be new manna every morning. And when the sun got hot, the manna that was not picked up melted away. On Sabbath, the Israelites rested and worshiped God so they did not pick up manna. Instead they ate what was left over from the day before. Even if they went out to look for manna on Sabbath, there would not be any.

For many years in the desert, God sent them manna to eat. They did not have to farm or find food. Instead, the Israelites just woke up in the morning to pick manna off the ground!

### **The Israelites Complain About Water**

However, the Israelites still didn't learn to be thankful to God. They forgot God's miracles and power again. Even though God gave them enough food so they wouldn't go hungry, they forgot all that. This time the Israelites were very thirsty and there was no water to drink. They complained to God and were very mean to Moses.

They said to him, "Did you bring us into the desert so that we could die of thirst?"

Moses knew that he had to ask God to help the people. Moses prayed to God. God told Moses to hit a rock with the rod. Even though this didn't really make sense, Moses obeyed God.

"Whack!" went the rod against the rock.

Whoosh! Water came out of the rock! This was really amazing. The people drank the water and were happy. This is how God gave the Israelites food and water in the hot desert.

### **We Need to Be Thankful**

God is all-powerful. He uses His power to take care of us like He took care of the Israelites. No one but God can send bread from heaven or make water come out of a rock. Today, God gives us parents, teachers, and pastors to keep us safe. When we need help, we can also pray to God and He will listen to us.

God loves us a lot. He wants us to be content with what He has given us. We need to always thank God and be glad for what we have.

Our parents love us too. They take care of us every day. We need to always thank our parents for all the wonderful ways they help us. Let's think about how we can thank God and our parents. (Allow students to brainstorm.) We can listen to what they say. We can help by cleaning up after ourselves. We can pray and sing songs. We can give our parents a big hug and say, "I love you."

Let's say a prayer of thanks to God and to our parents now. Let's think about one thing we want to thank God for and one thing we want to thank our parents for. When it is your turn, say, "I thank God for \_\_\_\_\_ and I thank my parents for \_\_\_\_\_. Thank you God for everything. Amen."



### Check For Understanding

1. **What did the people do when they ran out of food to eat?** (They complained to Moses.)
2. **What did Moses do?** (He prayed to God.)
3. **What did God send His people to eat in the evening?** (Quails came from everywhere. Now the people had meat to eat.)
4. **What did God send in the morning?** (God sent manna, or bread from heaven.)
5. **Why did God want the people to only pick the manna they needed for that day?**

(God promised to send manna every morning, except on Sabbath, when the people would eat the leftovers from the sixth day. God wanted the people to trust Him.)

6. **What did the Israelites do when they became thirsty?** (They complained again to Moses.)
7. **What did God tell Moses to do?** (God told Moses to hit a rock and water would come out.)
8. **God always took care of the Israelites. How does God take care of us?** (Allow students to answer.)



### Life Application Story

#### **It's Not Fair!**

Lisa Lim had looked forward to going to the amusement park with her family all week. She had wanted to get on all the fun rides and eat cotton candy, lots of it! But on the morning of the trip, Lisa couldn't believe her eyes when she woke up. It

was raining outside. And it wasn't a small, light shower. It was pouring. She had heard some rumbling the night before but she was so tired, she didn't really pay attention to it.

"Mom," yelled Lisa as she ran into the kitchen. "What is going to happen to the trip?"

"Well," answered Mrs. Lim as she looked out the window, "I just discussed with Daddy and we have decided that we will have to wait for another day to go."



*"But Mom, I have been waiting for this all week. It's just not fair!" yelled Lisa.*

*Mrs. Lim turned to Lisa.*

*"I am sorry that it is raining. I can't control what happens to the weather. All I can tell you is that we can go another day."*

*"Well, it just isn't fair. I won't be having any fun today," pouted Lisa. She ran out of the kitchen and sat on the sofa in the family room.*

*In a few minutes, Mrs. Lim called everyone to eat breakfast. All the kids came and sat down at the table. Lisa looked at her breakfast.*

*"Why are we having pancakes again? Didn't we just have it yesterday?" complained Lisa.*

*"Well, I had some extra batter and I wanted to finish it," explained Mrs. Lim.*

*Nicole, Benjamin and Susie began to eat their food.*

*"Well, could I at least have some orange juice?" asked Lisa.*

*"I am sorry," said Mrs. Lim. "We are all out of juice this morning. I can pick some up later."*

*Lisa shoved her plate of food away and yelled loudly, "Nothing is going right this morning. Why don't I ever get what I want?"*

*Everyone was startled by Lisa's outburst. They hadn't seen her this upset before.*

*"Lisa," said Mrs. Lim calmly, "I want you to come with me to the family room now."*

*Lisa got up and mumbled some things under her breath as she shuffled her feet over to the other room.*

*"Lisa, I know you are upset because the rain caused us to cancel the trip. But that doesn't mean you get to complain and whine all morning about everything," said Mrs. Lim.*

*"But I really wanted to go on this trip. It's just not fair."*

*"When you say things like 'It's just not fair' you are complaining. Do you understand?" asked Mrs. Lim.*

*"Yeah, I know. But I feel angry and sad inside all at the same time. Those are the words that want to come out of my mouth," said Lisa.*

*"I know that when things don't happen the way we want it to, sometimes we want to complain. But God doesn't want us to do that. God wants us to be happy, even if things don't go our way. That is how we tell others that God is in our*

*lives. God knows what we need and He will give us what we need. We need to learn to be happy with what we have."*

*"I know that God doesn't like it when I complain. But it's so hard. Why did it have to rain?" asked Lisa.*

*"Rain is a part of nature. Plants and trees need it to grow. It fills our lakes, rivers and oceans. It happens for a reason. But it's no reason to get upset. We can still go to the park another day," explained Mrs. Lim.*

*By now, Nicole had finished her breakfast. She came into the room.*

*"I am not doing anything this morning, Lisa. Maybe I can take you to the library to take your mind off the trip," offered Nicole.*

*"That sounds like a good idea," Mrs. Lim said.*

*"Well, okay. I guess it's better than just sitting here and complaining. I don't want to complain anymore. I am tired of being upset."*

*"I think you are going to be okay," said Mrs. Lim. "God will be happy that you aren't mad because it's raining. He will be happy that you understand it's okay to go another day."*

#### **Questions to Think About**

- 1. What was Lisa excited about?** (She wanted to go on a trip to the amusement park with her family.)
- 2. Why was the trip canceled?** (It was raining.)
- 3. What did Lisa do?** (She complained all morning.)
- 4. What does it mean to complain?** (Let students answer. Give some concrete examples.)
- 5. Does God like it when we complain?** (No. It doesn't please Him when we complain.)
- 6. When something happens to us that we don't like, what can we do instead of complaining?** (Let students answer.)



## Activity 1

### **Quail, Manna, and Water**

Look at the pictures. What did God give His people? Write the word down under each picture. (Quail, manna, water)



## Activity 2

### **Let's Give Thanks**

The girl in the picture is bowing her head and giving thanks to God for the food on the table. Color in the picture. In the space below, draw something you are thankful for.



## Activity 3

### **Thank You Cards**

#### Materials:

1. construction paper
2. markers and pencils
3. glue
4. scraps
5. scissors

#### Directions:

1. In this activity, the students will be making "thank you" cards for God or their parents.
2. Provide each student with a piece of construction paper.
3. If it is a note written to God, then the student can use the entire piece of paper. If it is a card for their parents, they can fold it in half to resemble a card.
4. Help the students brainstorm things they can put on their cards (e.g. "Thank you God for..." or "Thank you, Mom and Dad for ...").
5. Once the students have their ideas, help them write their words on the paper.
6. If there are scraps, allow the students to decorate their cards once they have written their message.
7. If the card was meant for God, the paper can be posted in the room. If it was meant for the par-

ents, the students can bring the card home. Be sure to talk about why it is important to thank God and our parents for everything.

Activity 8:1

### Quail, Manna, and Water

Look at the pictures. What did God give His people? Write the word down under each picture.




**Quail**  
**Manna**  
**Water**

Activity 8:2

### Let's Give Thanks!

The girl in the picture is bowing her head and giving thanks to God for the food on the table. Color in the picture.

In the space below, draw something you are thankful for.



I am thankful for \_\_\_\_\_.

# The Ten Commandments



## Overview

### Materials You'll Need

- empty paper towel rolls
- large cotton balls or pom-poms
- construction paper
- markers, glitter
- scissors
- glue
- ribbon



### Scriptures

Ex 19:1-20:17

### Bible Truth Objective(s)

God wants us to listen and obey His commandments.

### Behavioral Objective(s)

To know and understand the Ten Commandments; to list ways to be obedient to God.

### Memory Verse

"I will hear what God the Lord will speak."  
(Ps 85:8a)



## Bible Knowledge

### A Treaty With God

Moses received the Ten Commandments on Mount Sinai. It is located in the southern part of the Sinai Peninsula, which is between the Gulf of Suez and Gulf of Aqaba, the two northern arms of the Red Sea.

Before receiving the Law, God first made a covenant with His people. This covenant is usually referred to as the Mosaic covenant. This covenant was a binding agreement in which God made certain promises to His people and the people would have to meet certain obligations.

First, God reminded the people how He had saved them from Egypt. Then He told them that if they obeyed Him and kept the covenant, the Israelites would become a "special treasure" and a "kingdom of priests and a holy nation" (Ex 19:4-6).

When all the people agreed to this covenant, God then instructed the Israelites on how they should live. After the Law was given, the people reaffirmed the covenant with God, promising to

obey Him (Ex 24:7). They were now to be a nation with God as its king.

### The Ten Commandments

The Ten Commandments, which Moses received from God, is vital to our belief. The first four deal with our attitude toward God and the last six with our attitude toward men.

1. You shall have no other gods before me.
2. You shall not make for yourself an idol.
3. You shall not take the name of the Lord in vain.
4. Remember the Sabbath day and keep it holy.
5. Honor your father and your mother.
6. You shall not murder.
7. You shall not commit adultery.
8. You shall not steal.
9. You shall not give false testimony.
10. You shall not covet.

The law was designed to lead Israel to a life of practical holiness. In it people could see the nature of God and His plan for how they should live. Its commands and guidelines were intended to direct the community to meet the needs of each individual in a loving and responsible manner.



## Understanding Your Students

Because the children are so young, they may find the introduction of God's Ten Commandments a bit overwhelming. Even though these commandments are included in one single lesson, it may not be a good idea to spend just this one lesson on them, and then move directly into another concept the following week. Let your students reflect on these commandments over the course of the next several lessons, as God's commandments always apply. Therefore, it will help to have the Ten Commandments posted on the wall for easy reference.

When teaching the commandments, it may also help to use a visual display shortly after you've introduced each commandment. Some of your students may be poor auditory learners and will not likely be

able to read many words at such an early age. They often depend on their visual senses when it comes to picking up new information.

When introducing the commandments, briefly go over all ten of them first, so the students will know how many there are and how much information to expect. Afterwards, go into more detail on the commandments that are relevant to the young lives of your children.

The purpose of the lesson is not to overwhelm the children. The feeling they should be left with is the fact that God only wants two things from us. He wants us to love Him fully, and He also wants us to love one another just as we love ourselves. If we love God and others as much as possible, we will not break these commandments, and God will be pleased with us.



## Vocabulary

### **Pure**

clean and has nothing dirty

### **Jealous**

to feel unhappy because of what other people have

### **Idol**

a statue or something we worship like a god

### **Law**

rules we have to follow

### **Honor**

to show respect to someone



## Before You Teach

Although Moses was the only one allowed on Mount Sinai, the Israelites were still witnesses to God's presence there. They saw the thunder, the lightning flashes, the mountain smoking, and heard the sound of the trumpet as Moses received the Ten Commandments. The Bible describes that the people trembled and stood afar as all this transpired. They were extremely afraid of God.

God's thunderous and mighty display of power at Mount Sinai was not to scare the people. He did not want them to think of Him as a violent and irrational God, lashing out at the people whenever He pleased. Rather, He wanted them to understand that He alone was the true and living God. Moses tried to comfort the people by saying, "Do not fear,

for God has come to test you, and that His fear may be before you, so that you may not sin" (Ex 20:20).

God did not want His people to be scared of Him. He wanted them to have an appropriate fear and respect for Him, as Moses tried to explain. This is exactly the purpose of the Ten Commandments. It was to help the people understand the consequences of sin. The right kind of fear of God would not make them afraid of God, but would help them become obedient, and thus lead them away from sin.

Today, how do we fear God? A true understanding of who God is makes us want to worship and please Him, not be scared of Him. We want to follow His commandments and teachings because we know He gave us His words to lead us to the heavenly kingdom. We fear God because He loves us.



## Bible Story

### God Takes Care of the Israelites

Now Moses had led all the Israelites across the Red Sea and out of Egypt. They were going to the promised land, Canaan. But this was a very, very long trip. They had walked for many, many weeks and were tired, thirsty and hungry.

They started to complain to Moses, "We're thirsty. We're hungry. We should never have come on this trip. We should have stayed in Egypt."

Then Moses cried out to God for help. Do you remember what God sent to the Israelites so that they would not be hungry? God sent them birds called quail to eat. He also gave them manna that they could pick in the morning. God helped the thirsty people by giving them water that came out of a rock. God performed many miracles to take really good care of the Israelites.

### The Israelites Are at Mount Sinai

After three months of walking, the Israelites reached a mountain called Mount Sinai. God told Moses that if the people of Israel obeyed God and followed His rules, they would be God's special people.

The people said, "Yes! We will follow God's rules."

God then told Moses that He would show Himself at Mount Sinai in three days.

He said to Moses, "Get the people ready today and tomorrow so that they will be clean and pure when they meet Me. When I come upon Mount Sinai, the people cannot touch the mountain. They need to stand back."

So Moses talked to the Israelites and told them to clean themselves, wash their clothes and get ready to meet God.

On the third day, in the morning, the people were wondering how God would show Himself on Mount Sinai. Can anyone guess? Well, early in the morning, the people heard thunder and lightning. Could that be God coming? Yes! And then they saw a thick and big cloud on the mountain. God was telling the people that He was at Mount Sinai. Then there was a loud trumpet sound. It was so loud that the people were scared by it. That was how God told everyone He was with them. Then the people looked

up and saw that the mountain was covered in smoke because God had come in a fire. God did all these things to show the people His glory and His presence. He was with them. Then God told Moses to go up the mountain so that He could tell him what His special laws were. The people would stay at the bottom of the mountain and wait.

### The Ten Commandments

Moses stayed on the mountain for 40 days and 40 nights. When he was there, God told him many things that the Israelites needed to do to be His special people. One of the most important things He talked about is called the Ten Commandments. They are special laws that God wants everyone to follow.

What are the Ten Commandments?

1. You shall have no other gods before me.
2. You shall not make for yourself an idol.
3. You shall not take the name of the Lord in vain.
4. Remember the Sabbath day and keep it holy.
5. Honor your father and your mother.
6. You shall not murder.
7. You shall not commit adultery.
8. You shall not steal.
9. You shall not give false testimony.
10. You shall not covet.

Wow! It's hard to remember all of these rules but they all help us obey God. The first four commandments help the people know that they should love and worship God. The first one says there is only one true God. We cannot follow other gods. God gets jealous and angry if we worship other gods. The second says we cannot make an idol. Do you know what idols are? (Allow students to brainstorm.) Idols are anything that we think is more important than God. Some people think other gods are more important. Some think money is more important. Others think a famous person is more important. But nothing is more important than God. We should not worship anything or anyone besides God because only God is the true God.

Do you think God would be happy if we used His name in a bad way? Of course not! God made a rule that told people not to use God's name in a bad way. This is the third commandment. This helps people know that they should use God's name only in a good way. We should only call on God's name

when we need help or when we want to thank and praise God.

God's fourth commandment is that we should worship Him on the seventh day of the week, which is Saturday, the Sabbath. When God created the world, He made it in six days and rested on the seventh day. In the same way, we should also rest on the seventh day. So on Saturday, we come to church and worship God to have rest.

These are the first four commandments of God. There are ten altogether. So there are six more to talk about. The next six of God's commandments help people know how to get along with each other.

God tells us to honor our father and mother in the fifth commandment. This commandment is an important one for children. It tells children to love and obey their parents. We can show our love to our parents by helping keep our room neat, looking after our little brother or sister, and saying thank you to our mom and dad. We should also listen to our mom and dad. They know more than we do and know what is good for us. When our dad tells us that this is not the right place to run around and shout, we need to quiet down. When our mom won't buy us a new toy, we shouldn't cry and argue. We probably have a lot of toys at home. When our mom and dad need our help, we should try to help them. What are some things we can help our parents with?

God also tells us not to hurt anyone in the sixth and seventh commandments. God wants us to treat everyone in a nice way. No one wants to be hit or have their feelings hurt. The eighth commandment tells us not to take something that does not belong

to us. That is called stealing. If we take something from a store without paying for it, that is stealing. When we take a toy from someone's house without telling that person, that is stealing. God does not want us to steal. Another rule is that we should not lie or say bad things about other people. That is the ninth commandment. We need to be honest and tell the truth. If we really did something wrong, we should tell the truth. Our parents will forgive us.

Lastly, we should not wish for something in a bad way. For example, if our friend has the newest and best bicycle and we want that bicycle so much that we wished our friend got hurt so that we can have the bicycle, that is wrong! We should wish good things for other people and be happy for other people when nice things happen to them. We need to remember that we have nice things too and we should be happy with what we have.

### **We Need to Obey**

We just learned the Ten Commandments. God gave the Israelites the Ten Commandments to let them know what was right and what was wrong. If the Israelites followed God's ten rules, they would make God very happy and would get along with one another.

Even though there are many laws to remember, they all help us love one another. The first four help us to love God and the last six help us to love other people around us.



### Check For Understanding

1. **Where did the Israelites wait for God?** (At Mount Sinai.)
2. **How did God show that He was at Mount Sinai?** (There was thunder and lightning. There was a thick cloud, trumpet sounds, smoke and fire.)
3. **Who was the only person allowed to go up the mountain?** (Moses.)
4. **How long was Moses on the mountain?** (He

was there for forty days and nights.)

5. **What did God give Moses when he was on the mountain?** (The Ten Commandments.)
6. **What is the first commandment?** (You shall have no other gods before me.)
7. **How can we obey God's commandments at home?** (Allow students to answer; obey our parents, share things with our brothers and sisters, take care of the house.)
8. **How can we obey God's commandments at church?** (Allow students to answer; listen to the teacher, help our friends in class.)





## Life Application Story

### Following the Rules

One Sunday morning, Mrs. Marsh was in the kitchen, getting ready to do some baking. John walked in just as she was getting the ingredients ready.

"What are you making today?" he asked.

"Well, Grandma gave us some apples a few days ago so I am going to bake a nice hot apple pie. Plus, I will be making your favorite chocolate chip cookies," replied Mrs. Marsh.

"Yum," said John as he ran off to play.

An hour later, John was in his room doing a puzzle. As he put in the last piece, he began to smell something in the air.

"I know that smell anywhere," he said to himself excitedly. He got up off the floor and ran towards the kitchen. When he got there, he saw a huge plate of cookies cooling off on a rack. His mouth began to water.

"I don't think Mom will mind if I take just two cookies. She baked so many that she wouldn't even know they were gone," he thought to himself as he grabbed them. He bit into the warm cookies and chewed them with great delight. He was almost done when his mom walked into the kitchen to check on the apple pie.

Right away, Mrs. Marsh noticed that the plate of cookies looked different, like someone had touched it.

"Hmm ... I wonder who ate some of the cookies I baked," Mrs. Marsh asked John, pretending she didn't know that John had taken the cookies.

"I ... I ... I don't know, Mom, maybe a Daddy ate them," John said with a shaky voice.

"John, Daddy is not even at home and you have crumbs all over your mouth," Mrs. Marsh said.

John knew that he had to tell the truth.

"I'm sorry, Mom, I shouldn't have eaten the cookies without asking you first. I broke your rule and didn't ask for your permission to eat those cookies."

"And you also lied to me about it when I asked you," said Mrs. Marsh. "Did you know that lying is breaking one of the Ten Commandments?"

"Yes, Mom," came John's reply. "I am really

sorry," John said again.

"I forgive you, dear. I know you like those cookies a lot but remember to ask me first before you take anything next time, okay?" Mrs. Marsh comforted John.

"I will remember, Mom." John said.

"You see, God gave the Israelites the Ten Commandments because He wanted to help them obey Him. We have rules in the house because it helps everyone do the right things," Mrs. Marsh agreed.

"Mom, thanks for not getting mad at me. I promise that I will try to not make you sad," said John to his mother.

Mrs. Marsh hugged John and nodded her head.

### Questions to Think About

1. **What was Mrs. Marsh baking?** (She baked some cookies and an apple pie.)
2. **What did John do when he saw the big plate of warm cookies in the kitchen?** (He took some without asking his mom first.)
3. **When Mrs. Marsh asked him about the cookies, what did John say?** (He did not tell the truth at first. He was scared and said that Daddy ate them.)
4. **When John finally told the truth, did his mom get mad at him?** (No, she wasn't mad. She just wanted him to remember to always ask her first before taking anything.)
5. **Why do we have rules to follow?** (Let students answer. They help us know what is right and wrong. Rules help us learn to obey.)



## Activity 1

### The Ten Commandments Poster

Look at the Ten Commandments. Write the numbers from one to ten in each box. Read the Ten Commandments together. The students can cut out the words and paste the paper onto a piece of construction paper to make the poster more sturdy. The paper can also be hole-punched near the top and a piece of yarn can be strung through the holes to make it a hanging poster. The students can take the poster home and hang it somewhere visible.



## Activity 2

### Who is Obeying?

Look at each set of pictures. Who is obeying God? Circle the one who is doing what pleases God.



## Activity 3

### Scepters


#### Materials:

1. empty paper towel rolls
2. large cotton balls or pompoms
3. construction paper (to make large stars)
4. markers, glitter
5. scissors
6. glue
7. ribbon

#### Directions:

1. Give each student an empty paper towel roll. They can decorate it with markers or glitter.
2. Have each student draw a large star on the construction paper (large enough to cover the hole on one end of the roll). Cut out the star and glue it to one end of the roll.
3. Glue a large cotton ball or pompom on top of the star to create the look of a king's scepter.
4. Tie a ribbon near the top of the scepter. You may wish to glue down parts of the ribbon to make sure it stays in place.
5. As the children are making the scepters, talk

about who would hold a scepter (a king or queen). We know that God is our King. As we hold the scepter in our hands, let us remember who our King is and how we need to obey Him (review the Ten Commandments as time permits).




Activity 9:1

## The Ten Commandments

Look at the Ten Commandments that God gave to Moses and His people.  
Write down the numbers from 1 to 10 next to each commandment.

- You shall have no other gods before me.
- You shall not make for yourself an idol.
- You shall not take the name of the Lord in vain.
- Remember the Sabbath day and keep it holy.
- Honor your father and your mother.
- You shall not murder.
- You shall not commit adultery.
- You shall not steal.
- You shall not give false testimony.
- You shall not covet.




Activity 9.2


### Who is Obeying?

Look at each set of pictures. Who is obeying God?  
Circle the one who is doing what pleases God.



1.





2.



3.



4.



# The Golden Calf

## Overview

### Materials You'll Need

- heart pattern
- construction paper
- scissors
- scraps, cotton balls
- glue
- markers



### Scriptures

Ex 32, 34:1-17

### Bible Truth Objective(s)

God is holy, He is the only one we worship.

### Behavioral Objective(s)

To know that God is holy and to worship Him through actions and words.

### Memory Verse

"You shall have no other gods before Me."  
(Ex 20:3)



## Bible Knowledge

### The Golden Calf

After waiting for forty days and nights, the Israelites began to feel impatient at the bottom of Mount Sinai. After witnessing the glorious display of power, the people were actually more afraid of God than they were in awe. So as they waited, they probably didn't know what to expect, even though they had agreed to God's covenant. It is possible that they thought Moses was not going to return and thus asked Aaron to make for them other gods. It is interesting to note that they did not ask to make an idol so that they could worship the one true God. Instead, they decided to look to other gods and feel some sense of security.

In Canaan, the bull was commonly worshiped as Baal. Amon-Re, the Egyptian sun god, was also said to be a bull. Therefore, the decision by Aaron to mold a calf out of the gold seemed like the normal thing to do.

Once it was declared that "This is your god, O Israel," Aaron had led the people in breaking the

first two commandments: the people had more than one god and had also made an idol for themselves.

### The Two Stone Tablets

Because there were two stone tablets, many people think that the Ten Commandments were written in two sections. But Near Eastern practices usually have duplicates of binding covenants. One copy would belong to each party. Since Israel's copy needed to be placed near God, both tablets were placed in the ark (Ex 25:21).

In Exodus 31:18, it says that the tablets of stone were "written with the finger of God." While God obviously does not have human fingers, it does express the divine nature of the Law. Essentially, the Ten Commandments were not produced by man. Rather, they are the revelation from God.

Although Christ's death has freed us from the condemnation of the Law, Christians today still need to keep the Ten Commandments (Lk 18:18-20, 1 Cor 7:19, 1 Jn 5:2-3, Rev 14:12). They have never been abolished.



## Understanding Your Students

Children often have a difficult time really grasping who God is because they are not able to see Him, and have a limited understanding of Him at such a young age. In this lesson, the emphasis is that God is holy and He is the only one we can worship. We need to show respect to our God. We can try to make this concept more concrete to them through several discussion questions.

First, we can ask the students how they would feel if they were invited to visit a special place, like a big castle to visit a king or the White House where they could meet the president. When they get there, would they run around like they would at a playground? Probably not. They would know that they

have to walk nicely, single file, and use their inside voices. These are ways to show respect. If the president of the United States came over to shake their hands, would they call him George or Mr. President? These scenarios can help the students understand what it means to show respect.

Then we can ask the students how they are supposed to behave in the church, especially in the chapel. When there is service, what are the appropriate actions? (We need to be quiet so that everyone can hear the sermon. We sit nicely because we want to show God we love Him and He is our God.) What are things we can do in the class to show God respect? (We listen to the lesson and follow the teacher's instructions.) These are ways we honor our holy God because He is the only one who deserves our reverence.



## Vocabulary

### **Patient**

to wait without getting upset

### **Statue**

an image of a person or animal that is molded or cast

### **Destroy**

to ruin or make something not useful

### **Mercy**

to show kindness or forgiveness to someone



## Before You Teach

After God had brought them out of Egypt, the Israelites were now ready to be a holy nation, one set apart because of God. In Exodus 19:8, the people agreed to God's covenant by saying, "All that the Lord has spoken we will do." It was a promising beginning yet, after forty days, the same people broke their promise to God by making and worshiping a golden calf (Ex 31:18-32:5). Although God was angry to the point of wanting to destroy the people, He relented when Moses interceded on their behalf. Later, He even renewed the covenant (Ex 34:10).

In this entire episode, we see many different characteristics of God. When the people first entered into the covenant at the foot of Mount Sinai, God displayed His great power. He came upon Mount Sinai with lightning and thunder. The

sound of the trumpet was so loud, the people became frightened. Then God's presence was felt in the smoke and fire that had engulfed the mountain. This was indeed a sight to behold. There would have been no doubt that the almighty God was among them. We also see a God who is holy, for He wanted His people to become a "kingdom of priests and a holy nation" (Ex 19:6).

But when the people made for themselves a golden calf, God became angry. Our God is a jealous God. He does not allow room for anything else to take His place in our lives. He is also just. Although He had relented when He heard Moses' plea for the people, He does not allow the wicked to get away with sin (Ex 32:33). When the day of judgment comes, everyone will be judged accordingly. But because God did relent, we see another contrasting side of Him: His mercy and grace. When we repent, God is quick to forgive. He is always giving us second chances. Our God is a God who is powerful and mighty and yet full of love and compassion.



## Bible Story

### **The Stone Tablets**

In the last lesson, we learned that Moses went up to Mount Sinai to get the laws (or rules) from God. The Israelites had promised to obey God and His commandments. God gave the Israelites many laws that taught them how to live a godly life. Some of the most important ones are called the Ten Commandments. Do you remember what they are? (Allow students to answer.) After God told Moses all the laws, God wrote them down on two stone tablets and gave them to Moses.

### **The Israelites Become Tired of Waiting**

Now remember that Moses had been on the mountain for forty days and nights, talking with God. That is a long time. While he was there, the Israelites waited at the bottom of the mountain. In the beginning, the Israelites were patient. That means they waited nicely for Moses to come down with God's laws. But after a while, they began to wonder when Moses was going to return. They were starting to get tired of waiting for him. Some of them went to Aaron, Moses' brother, and asked him what had happened to Moses.

"When is Moses going to come back down from the mountain?" they asked.

But Aaron didn't know the answer. Then some other Israelites got an idea.

They said to Aaron, "We don't know when Moses will return. He may not even come back since it is taking him so long. We don't know who this God is that Moses is supposed to be talking to. We need to make our own gods so that we can worship them."

When Aaron heard this, he didn't know what to do. He also wondered what was taking Moses so long. What if something had happened to him on the mountain and he was never going to come down again? Aaron thought about what the people had said. He began to think that they were right. If Moses didn't return, they would need to worship some god. So Aaron decided to follow the Israelites' idea.

"Okay, I agree with you. I think we should make these gods. But first, I will need a lot of gold from

everyone," Aaron told the people.

What did Aaron need the gold for? He needed the gold because he would melt all the gold in a hot fire. When gold is melted, it becomes soft. Then he could use the soft gold to shape it into a statue the people could bow down to.

### **The Golden Calf**

But where would the people get all this gold from? During that time, the people wore gold earrings. So the people took off all their gold earrings and gave them to Aaron. After Aaron took the earrings, he melted them and began to make it into a statue. But what kind of a statue would he make? (Allow students to guess.) Aaron decided that he would shape the soft gold into a calf, a young cow. When he was finally done, the people saw the golden calf and thought it was good.

Then they said out loud, "This is your god, O Israel, that brought you out of the land of Egypt."

Were they right? Did this golden calf save the people from Egypt? Of course not. It was God who had saved them. God was the one who performed the plagues. He was the one who gave them the pillar of cloud and the pillar of fire. He was the one who parted the waters of the Red Sea so that the Israelites could walk on dry ground and escape from the Egyptian army. How could they say that this gold statue was their god? How do you think God felt when He saw all this happening at the bottom of the mountain? He was very angry!

### **God Is Angry**

"Look at the Israelites! They are bowing down to a golden calf. I will have to destroy them," said God angrily.

Moses knew that the people had done something very wrong. But he didn't want God to kill them all. So he begged for the Israelites.

"God, do you remember your promise to your people? You said they would become a great nation. Please give them one more chance," pleaded Moses.

When God heard Moses plead for the people, He said that He would not destroy them all. Then Moses went down from the mountain, holding the two stone tablets, with the Ten Commandments written on them.

## Moses Burns the Golden Calf

When Moses got close to the camp, he saw the people dancing and having a big party around this golden calf. They were worshiping this gold statue, instead of the true God. Moses became very angry too when he saw what the people were doing. He was so mad that he threw the two stone tablets onto the ground and they broke. Now, God's Ten Commandments were shattered into many pieces. Then Moses walked right up to the golden calf and threw it into a fire. The golden calf began to burn. When the gold had finished burning, Moses took what was left in the fire, ground it into a powder and mixed that with water. Then he made the Israelites drink it. Do you think that water tasted good? Probably not. Moses wanted the people to drink the water mixed with the powder so that they would know what they did was very wrong. Then Moses spoke.

"What are you doing? Do you know that you have done something very wrong? I am going to go speak to God again and hope that He will forgive you for what you have done," said Moses to the

people.

So Moses returned to God and asked Him to forgive the people. He begged God to have mercy. That means to be kind and forgive.

"I know the people have sinned by making this golden calf," said Moses. "But please forgive them."

When God heard Moses plead for the people, He forgave them. He also told Moses to make two new stone tablets so that He could write the Ten Commandments again.

## God Is Merciful

Even though the people had sinned because they made a golden calf and called it their god, God was still kind to them. He was angry at first, but He forgave them in the end. Our God is a merciful God. That means He is kind and loving, just like our own parents. Sometimes, when we do something wrong, our parents will get mad at us and talk with us. But in the end, they still forgive us because they love us. The Israelites were happy that they would not be destroyed. They were glad God loved them a lot.



## Check For Understanding

1. **Where did God write the Ten Commandments?** (He wrote them on two stone tablets.)
2. **How long was Moses on the mountain?** (Forty days and nights.)
3. **What did the people ask Aaron to do when they got tired of waiting for Moses?** (They asked him to make an idol for them to worship.)
4. **What kind of a statue did Aaron make with all the gold earrings?** (He shaped the melted, soft gold into a calf.)
5. **What did the people do when they saw this golden calf?** (They bowed down to worship it. They called it their god.)
6. **How did God feel when He saw what the**

**Israelite had done?** (He was angry and wanted to destroy them.)

7. **What did Moses do when he saw the golden calf?** (He threw the two stone tablets onto the ground and broke them. He also took the calf and burned it, making the people drink the burnt powder that had been mixed with water.)
8. **What did Moses do to help the people after they had sinned?** (He asked God to forgive them.)
9. **What did God do?** (Even though He was mad, He still forgave the people because He is a kind and loving God.)
10. **Who can we worship today?** (Allow students to answer. We can only worship the one true God.)
11. **How can we worship God?** (Allow students to offer ideas.)





## Life Application Story

### Do Not Use God's Name in Vain

Benjamin was playing his favorite video game on the computer in his room. It was after dinner. He had already finished his homework so Mrs. Lim said it was okay for Ben to play for 20 minutes. He was getting really excited because he was about to beat his own all-time high score. He only needed ten more points. His fingers kept pushing down on the mouse. Suddenly, his screen went blank and the room went dark.

"What happened?" yelled Benjamin.

His dad came to his room.

"I think the electricity is out. I am going to go check downstairs. Do you want to stay here while I get some flashlights or do you want to come with me?"

Benjamin knew he didn't want to stay in his room all by himself in the dark.

"I am coming with you, Dad," said Ben as he got off his chair.

The two of them walked downstairs slowly so that they wouldn't trip. By the time they got to the kitchen, Mrs. Lim, Nicole, Lisa and Susie were already there. Mrs. Lim and Nicole were trying to light some candles so that they could see better.

"I am going to use the cell phone and call the electric company to see what is going on," said Mr. Lim.

Everyone else just stood around the kitchen table, not really knowing what to do.

"Well," said Mrs. Lim, "at least, it is night time. Even if we don't get the lights back on tonight, we can at least go to sleep."

"Oh my God! You mean, we may not have any lights for the whole night?" cried Ben. He wanted to go back to his computer game and try to get that high score again.

"Benjamin Lim," said Mrs. Lim. "Who taught you to say, 'Oh my God!'"

"No one," replied Ben innocently. "Everyone at school says it."

Mrs. Lim tried to explain to Ben and the other kids, "Just because everyone says it doesn't make it okay for us to say it. Do you know why?"

Nicole knew the answer. "When we say 'Oh my God,' we are using God's name in a bad way. We

aren't really talking to God when we say that. In the Ten Commandments, God tells us we should not use His name in vain."

Mrs. Lim smiled at Nicole.

"Your sister is right, Ben. We should never use God's name unless we mean it. If we just say it whenever we want to, we are not showing God we respect Him. When we respect someone, we take care not to hurt this person's feelings. We do our best to show that we love him and care about him. We can use His name when we want to ask Him for help or when we pray to Him," continued Mrs. Lim.

"Or we could say it when we want to say, 'I love God,'" added Susie.

"Yes, that is also a time we could say God's name," said Mrs. Lim.

Just then, Mr. Lim came back to the room.

"Well, it looks like the power is out only on our block. The company said they have already sent out a team to come fix the problem. Hopefully, we can get some light back in about an hour."

"What can we do while we are waiting? It's so dark," whispered Lisa.

"Why don't we sing some hymns to God? That is another way we can use God's name. We want to show Him He is our God, a holy God whom we worship," suggested Mrs. Lim.

Everyone agreed it was a good idea. As they began to sing, Benjamin thought about what his mom had just said. From now on, he decided he would try hard to not use God's name in a bad way. He wanted God to know that he loved Him very much and would not hurt His feelings by saying God's name in vain.

### Questions to Think About

1. **What was Ben doing when the lights went out?** (He was playing a video game.)
2. **What did Ben say when he thought that the lights would not come back on all night?** (He said, "Oh my God.")
3. **What is wrong with saying that?** (We are not using God's name in a good way. We are just saying His name without really meaning to talk to God.)
4. **What is the third commandment?** (We should not use God's name in vain.)
5. **When can we use God's name? How else can we show that God is holy and we need to respect Him?** (Allow students to answer.)



## Activity 1

### **The Golden Calf**

Look at the picture of the people worshiping the golden calf. Is that the right thing to do? Put an "X" over the golden calf to show that we do not worship anything besides the true God.

What did Moses do when he saw the people worshiping the golden calf? He threw the two stone tablets that had the Ten Commandments written on them onto the ground. What happened to the two tablets? (They broke.)



## Activity 2

### **Obeying God With Our Actions**

Help the students put together the spinner. They can cut out the circle and glue it onto a piece of construction paper to make it more sturdy. Attach the spinner with a paper fastener. Have each child spin their spinners and discuss the picture the arrow points to. How can they obey God with their actions?



## Activity 3

### **Who Can We Worship?**

#### Materials:

1. heart pattern and construction paper
2. scraps, cotton balls
3. glue
4. markers
5. scissors

#### Directions:


1. Cut a large heart shape out of a piece of construction paper.
2. In the middle of the paper, write the words "We worship God."
3. Now decorate the heart by gluing cotton balls around the edges of the heart. The students can also use markers.
4. As the students work on their projects, remind them that we can only worship God.



Activity 10:1

### The Golden Calf

Look at the picture of the golden calf. Is that what God wants us to do?  
Put an "X" over the calf to show that we should not bow down to an idol.




Look at the picture of Moses. What did he do when he saw the golden calf?  
What happened to the stone tablets?



Activity 10:2

### Obeying God With Our Actions

Help the students put together the spinner. They can cut out the circle and glue it onto a piece of construction paper to make it more sturdy. Attach the spinner with a paper fastener. Have each child spin their spinners and discuss the picture the arrow points to. How can they obey God with their actions?



# The Israelites Build the Tabernacle

## Overview



### Materials You'll Need

- large empty can with lid or empty shoe box with cover
- scrap papers, glitter, markers
- scissors
- glue



### Scriptures

Ex 35-40

### Bible Truth Objective(s)

God is pleased when we give our best to Him; God's work can be accomplished only when people are willing to give their best to Him

### Behavioral Objective(s)

To learn to be cheerful givers and to do our best at everything for God

### Memory Verse

"God loves a cheerful giver." (2 Cor 9:7b)



## Bible Knowledge

### The Tabernacle

In order to build the tabernacle, the Israelites had to bring offerings to the Lord. The Bible records that those whose hearts were stirred gave cheerfully, so much so that there was more than enough (Ex 36:6-7). When did they get all this gold and jewelry? When they left Egypt. The offerings included gold, silver, jewels, linen, skins, and spices (Ex 35:5-8).

Building the tabernacle took tremendous manpower, effort, and involvement. Those who were skilled builders contributed to the furnishings of the tabernacle while gifted women artisans made the garments for the priests. The tabernacle was not just something put together quickly. God had every detail planned out (Ex 36:8-40:33).

#### Key Tabernacle Pieces

Ark of the Covenant

Mercy Seat

Curtain

Table of Showbread

Bread of the Presence

Gold Lampstand

Altar of Incense

Anointing Oil

Altar for the Burnt Offerings

Bronze Basin (Laver)

Moses was careful to obey God's instructions to the smallest detail. When the tabernacle was finally complete, Moses inspected the finished work, saw that it was done according to God's will, and then blessed the people (Ex 39:43).

God filled the tabernacle with His glory. But the cloud was not only an indication of His presence. It was also a way to direct the Israelites' movement. Whenever the cloud was taken up from the tabernacle, the Israelites would move forward on their journey. But if the cloud was not taken up, the people would stay put (Ex 40:36-38). Almost five hundred years later Solomon built the temple, which replaced the tabernacle as the central place of worship. God also filled the temple with His glory (2 Chr 5, 13, 14). But when Israel turned from God, His glory and presence departed from the temple (2 Kgs 25).



## Understanding Your Students

Because your students are so young, it may be hard for them to really understand the importance and spirit of offering. Many times, they offer money that their parents give them just before class starts. This may lead them to think that money or materialistic things are the only offerings that can be made. Also, money given to them just prior to class doesn't hold much special meaning for them. In order to encourage the students to offer cheerfully and meaningfully, explain to them that there are many different types of offerings that we can make. Some are offerings of money, some are resources (e.g. home, food, transportation for ministers, etc.) and some are

gifts of our time.

Your children can offer to God with the money they have been given, even if it's only a small amount. But do stress that God looks at the heart of the giver. Does the giver feel sad about offering the money, or does the giver feel good about offering? Or does the giver feel nothing as he offers?

We can also offer to God by helping others, in class or in the church. List some concrete things the children can do. Prayer is another way of offering thanks to God for His blessings to us.

After the discussion, you could have them create posters to display ways they can offer to God. Below the pictures, include captions that relate to the types of offerings being given. Post these around the room to help remind the students of the different things they can do to offer cheerfully to God.



## Vocabulary

### **Offering**

to give something to God or to church

### **Tabernacle**

a large tent used by the Israelites where the Ark of the Covenant stayed

### **Dwell**

to live or have a home

### **Concentrate**

to use all your attention on one thing



## Before You Teach

We know from the history of the Israelites that they were not always grateful to God, as they often forgot His mercy, grace and power when they came upon difficult times. But they did have their moments when their great love for God shone through. In today's lesson, we see how the Israelites were asked to bring offerings to build God's tabernacle. They responded with such enthusiasm that they actually brought too many gifts. Moses had to ask the people to stop offering. And they did not just bring ordinary gifts. They brought items that included gold, silver, fine linens, and yarn as well as gem stones. What would have caused this kind of outpouring? The Bible says that the people's hearts were stirred and their spirits were willing (Ex 35:20-22). This means that they offered with a thankful and happy heart, even giving things that were pre-

cious and expensive. They did all this because they loved God. This is the kind of attitude God is pleased with.

In his first letter to the Thessalonians, we can see how much Paul longed to be with his brethren (1 Thess 2:17; 3:1-2, 5). It was a longing that stemmed from his love and concern for God's people. Just as the Israelites gave offerings willingly to build God's tabernacle, Paul's longing was motivated from his love for God. This is a kind of love that is genuine and hard to find. Today, people do things for God for various reasons: to gain status within the church, to receive praise, or to boast about increased membership. But God does not look upon any of these works as true offerings, because they are not done with pure motives. God wants not only a cheerful giver, but someone who is doing things out of a pure heart. He searches out the heart and knows our every thought. Let us remember the examples of the Israelites and Paul and serve God with uncompromised love.



## Bible Story

### Offerings to Build the Tabernacle

After the Israelites received the Ten Commandments, they continued on their very long journey to the promised land. They walked during the day and slept during the night. At night, they did not have nice houses to sleep in like we do. They slept in tents that they had to set up each night and pack up each morning. So every night they unpacked and rolled out their blankets for sleeping. Then in the morning, they packed everything up and continued on their journey. Even though it was a hard life, God took care of the Israelites during their journey. God was always with them. He needed a place to live among the people and for the people to worship Him. So God told Moses to tell the people to make Him a special dwelling place, called the tabernacle.

Since this was God's special place among the people, where they would worship Him, it had to be different from the tents that the people lived in. So God gave special instructions as to how to build His special tent. God told the people exactly what to use and how to build it. What do you think God needed to build His dwelling place? To build this tabernacle, God needed gold, silver and bronze, blue, purple and red yarn, beautiful cloths, goat hair, animal skins, wood, olive oil, spices, gems and certain types of stones. Where would all these things come from? They would come from God's people. So Moses told the people what God needed. But God only wanted these gifts from those people who were happy to give.

The people went back home to their tents. Many people remembered how God loved them and took care of them. They remembered how God had taken them away from the land of Egypt where the mean king made them work very hard. They remembered that God gave them water to drink when they were thirsty and food to eat when they were hungry. And even now, God was leading them to a better land.

Can you imagine the excitement each family felt for the chance to give God a gift to help build His house? The families went into their tents and thought about what they could give to God. They wanted to give the very best that they could give.

One mother might have said, "These gold and silver necklaces are more useful to help build God's

house so I am willing to give these to God."

The father might have said, "These gems and stones are perfect for decorating God's house. I am more than willing to offer these to God."

The children might have said, "This is my favorite bronze bowl, but I am happy to give it to God to make His house beautiful," and "I just chopped these beautiful pieces of wood and I want to give them to God!"

The grandfather could have said, "I will be happy to give God these animal skins to cover the tabernacle and keep it dry."

The grandmother might have also said, "I spun this red and purple yarn that can also decorate God's house to make it beautiful. I am happy to give too!"

### The People Offer Their Best Gifts

So the next morning, people came from all over the camp to Moses' tent and brought gifts. Men, women, and children who were happy to give came carrying gifts for God. The people put their gifts in a pile. There were piles of gold rings and earrings and other jewelry. There were baskets full of pretty gems and stones. There were tall stacks of beautiful wood. There were heaps of blue, purple, and red yarn as well as very nice cloth and piles of animal skins. The people gave all these gifts cheerfully. All day long, people came bringing their best gifts.

After collecting the offerings, Moses gave them to the workmen and said, "Here are the gifts the people cheerfully gave to God. Use these things to build God's tabernacle." And the workmen started building the way God had told them to.

But the people continued to bring more gifts morning after morning. Now there was too much! The workmen did not know what to do with all the extra material.

They told Moses, "The people are bringing more than enough to build the tabernacle."

Then Moses gave an order throughout the camp, "Please stop bringing gifts. We have more than enough to build God's tabernacle."

The people still wanted to give gifts to God but because Moses ordered them to stop, they stopped. But isn't it amazing that so many people wanted to help God build His special place to live? And they all did it with a happy heart. No one felt bad that they had to give up their necklace or their expensive stones.

Now that the people stopped bringing the offerings, the workmen could concentrate on building the tabernacle.

### **Bezalel and Aholiab Chosen to Help**

Moses told the people, "God has chosen Bezalel and Aholiab to help build the tabernacle. They know how to work with their hands to make beautiful things. They can make designs with gold, silver and bronze. They know how to cut gems and stones to make them shine and sparkle. They can cut wood into the right shape. Most of all, Bezalel and Aholiab can teach other people. They can teach other people to cut and use yarn to sew beautiful designs."

Then Bezalel, Aholiab, and every person who knew how to work with their hands started to build the tabernacle. God let them know how big and small to make parts of the tabernacle and how many decorations to make. They made the tabernacle exactly as God told them and they worked very hard. They melted the gold, silver and bronze to shape it into useful parts such as rings and hooks. They also hammered the gold into pretty designs.

Bezalel might have said, "Hammer this gold into the shape of an angel with wings spread upward. Use this gold to make a lampstand to hold six lamps. Next make plates, dishes, and bowls out of gold."

And Aholiab might have said, "Use the blue, purple and red yarn and very nice cloths to make curtains. Sew the edge of the curtain with blue yarn. Make sure the curtains are 45 feet tall and 6 feet wide."

They also made some special clothes out of the

yarn and cloth and decorated them with gold and precious gems and stones for the priests to wear.

The men good at cutting wood used the wood to make furniture for the tabernacle. And some men covered the wood with gold. Other men made coverings for the tent from the animal skins. They worked very hard, but they were happy to serve God.

### **The Tabernacle is Finished**

Finally, Bezalel, Aholiab, and all the workmen finished their work. They made everything exactly as God had said to make it. They brought everything—the furniture, the decorations, the coverings, the curtains, and the special clothes—to Moses.

Moses checked the work and said, "You all did a great job. You made everything the way God wanted. May God remember your happy hearts and your hard work. May God bless all of you."

Now it was Moses' job to put everything together in the right place as God had wanted. God told Moses how to set up the tabernacle. God told Moses where to put the furniture, where to put the lampstand and bowls, how to hang the curtains and coverings, and who was to wear the special clothes. Moses followed God's instructions and at last the tabernacle was finished.

Then a cloud covered the tabernacle and God's bright light filled it. God was very pleased. Now God had a place to dwell among His people and a place for the people to worship Him. Everyone shouted, "This is the house of God!" and they sang songs of praise and worshiped God.



### **Check For Understanding**

1. **What did God want the people to build for Him so He could live among them?** (A tabernacle.)
2. **When Moses told the people the things God would need to build the tabernacle, what did they do?** (Many men, women and children brought out their best offer-

ings.)

3. **When the people kept on giving their gifts, what did Moses tell them?** (He said there were enough gifts so they could stop.)
4. **What kind of a giver does God like?** (He likes people who give with a cheerful heart.)
5. **What does it mean to be a cheerful giver?** (It means to give willingly and happily.)



6. **What did God do when the tabernacle was finished?** (A cloud covered the tabernacle. God was pleased that the tabernacle was

built according to His plan. Now there was a place they could worship God every day!)



## Life Application Story

### I Want To Put God First

It's seven o'clock Sunday morning and the Lim kids are waking up earlier than their mom and dad. Julius, Benjamin and Susie tiptoe downstairs into their family room to watch a cartoon movie they checked out of the library a few days ago.

The three children quickly settle into the sofa of their family room to enjoy the new movie.

The movie is indeed very funny, making the three Lim children laugh out loud, loud enough to wake up the rest of the sleeping family. Half-way through the movie, Anna, Mr. and Mrs. Lim all walk downstairs.

"Good morning, children!" calls out Mr. Lim over the animated music from the TV set.

"What is so funny?" asks Mrs. Lim as she gives each of her children a good morning hug before moving to the kitchen to get the breakfast ready.

"Oh, good morning, Dad...Mom," the three children answer without moving their eyes from the TV screen. "It's this really funny cartoon we checked out from the library," Ben replies.

"Well, children, before Anna sits down to watch the cartoon also, let's turn off the movie for now," asks Mr. Lim, "I need to talk to you all."

Julius, Ben and Susie all let out a cry, "Aw, nooo... but this is the fun part..." just as Anna pushes the "off" button on the remote control.

Mr. Lim continues, "You children know what our family does every day to show that God is important to us, don't you? Who can tell me?"

"We have our family Bible reading and prayer," Julius responds quickly.

"That's right," Mr. Lim nods and continues, "And that's no exception today as well. We will spend time with God first. Then, after our breakfast, we can talk about what we all want to do because your Mom and I have nothing special planned for today. So, if you want to finish this cartoon, you may. But I want you each to be sure to finish all your homework and piano practice first before you turn

the TV set on again. Do you understand?"

"But, Dad... come on, please? Can we skip the family Bible time today? We really want to finish the movie first," pleads Ben.

"Yeah, Dad. Do we have to read the Bible every day?" pouts Susie.

"Well, let me ask you this, kids. What do you think if your Mom and I talked to you only two minutes a day or only when we want you to take out the trash or clean up your room? Will you be able to tell that we love you?" asks Mr. Lim.

"No way, Dad," says Anna. "I'd be real sad if you and Mom talked to me only a little bit a day or only when you want me to do something!"

"You're right Anna," replies Mr. Lim. "We always want to spend time with those people we love. That's why Mom and I want to do things with each and every one of you because we love you and we enjoy just being with you. So, it is the same with our loving Father in heaven. He loves us very much and wants us to spend time with Him. If we say that we love God, then it is only natural that we spend time with God in reading His words and praying or talking to Him."

"And you know what?" Mrs. Lim joins in the conversation as she sits besides Mr. Lim, "God loves to see us putting Him first before anything or anybody. That is why we always do our Bible reading first thing in the morning. We want to let God know that He is so important to us that we want to spend time with Him before we eat our breakfast or start our day with our businesses."

"So, who wants to join Mom and I in telling God how much we love Him?" Mr. Lim asks.

All the children raise their arms excitedly in the air and cry out in unison, "We do!"

### Questions to Think About:

1. **How does the Lim family put God first?** (They always read the Bible and pray before every breakfast.)
2. **What did the children want to do instead?** (They wanted to watch the cartoon movie.)
3. **How do you show that God is first in your life?** (Allow students to answer.)



### Activity 1

#### **The Israelites Give Cheerfully**

Look at the picture of the Israelites giving offerings to God's tabernacle. Can you write down four things they gave? Color in the picture.



### Activity 2

#### **How Can We Serve God With Our Actions?**

Look at each picture. How is each person serving God with their actions? Complete the sentence by matching the right word in the box. Which ones can you do?



### Activity 3

#### **Offering Box**

##### Materials:

1. large empty can with lid or shoe box with cover
2. scrap papers, glitter, stickers
3. glue
4. scissors

##### Directions:

1. If your class doesn't already have an offering box or it needs to be updated, use this lesson as a good opportunity to make an offering box with the students.
2. Use the scraps, markers and stickers to decorate the box or can. The students can also write words on the box that describe God.
3. Be sure to cut a slit on the lid or cover to make an opening to insert the money or coins the students will offer.

Activity 11:1

### The Israelites Give Cheerfully

Look at the picture of the Israelites giving offerings to God's tabernacle. Can you write down four things they gave? Color in the picture.




1. \_\_\_\_\_
2. \_\_\_\_\_
3. \_\_\_\_\_
4. \_\_\_\_\_



Activity 11:2

### Serving God With Our Actions



Look at each picture. How is each person serving God with their actions? Complete the sentence by writing the right word from the word box. Which ones can you do?



1. I can \_\_\_\_\_ the chairs in.

2. I can \_\_\_\_\_ the Bibles.

**CLEAN  
PUSH  
THROW  
WIPE**



3. I can \_\_\_\_\_ the table.

4. I can \_\_\_\_\_ the trash out.

# Moses and the People

## Thank God



### Overview

#### Materials You'll Need

- There are no extra materials needed for the activities in this lesson.



#### Scriptures

Deut 8:1-10

#### Bible Truth Objective(s)

We should remember God's love and His guidance and give thanks to Him

#### Behavioral Objective(s)

To identify ways God is always loving and caring for us

#### Memory Verse

"Give thanks to the Lord." (1 Chron 16:8a)



### Bible Knowledge

#### Life From God

After the Israelites had been in the wilderness for a long time and were ready to enter into the promised land, Moses had to remind them not to forget God and all that He had done for them. Moses was afraid that once they settled down, built their houses and accumulated some wealth, they would forget God's guidance throughout all those years (Deut 8:8-17). Moses was afraid they would forget that God had given them food and water when they were hungry. He also wanted them to realize that even though they had spent all those years in the desert, they still had clothes on their backs and their feet did not become sore. He wanted the Israelites to remember God, "for it is He who gives you wealth, that He may establish His covenant which He swore to your fathers" (Deut 8:18).

When Jesus was tempted by Satan (Mt 4:4; Lk 4:4), He quoted from Deuteronomy. "Man shall not live by bread alone; but man lives by every word

that proceeds from the mouth of God" (Deut 8:3). Moses reminded the Israelites that it was God who took care of their needs. He was the true provider of life. Jesus Christ also wanted people to know that even though food can sustain us, it is only physical nourishment. It cannot guarantee life. Only when we obey God's commands and follow His teachings can we obtain everlasting life.

#### The Promised Land

Moses described the abundance of the promised land: a land of brooks of water, of fountains and springs; a land of wheat and barley, of vines and fig trees and pomegranates, a land of olive oil and honey; a land in which the people will eat bread without scarcity; a land whose stones are iron and where the Israelites could dig copper out of the hills (Deut 8:7-9).

Both copper and iron were plentiful south of the Dead Sea. In fact some of the copper mines that have been found date to the time of Solomon and earlier. It was not surprising, then, that Moses was afraid the people would claim that they had gained their own wealth once they entered into Canaan.



## Understanding Your Students

We often encourage our students to thank God for everything. Although it seems tedious and sounds like lip-service, at this young age, repetition helps them retain information. Thanking God for just about everything also helps them realize that God is everywhere and a part of everything we do. We should take care to thank God during our lessons when the occasion arises, to set the example.

Today's lesson is a great opportunity to once again remind the students to thank God, as Moses taught the Israelites. One of the best ways to help children remember things is by having them sing songs. Melodies will help them remember the words and

singing always makes a lesson more fun and interactive. Below are a few songs you may wish to try. They can be found in the Wee Sing Bible Songs series:

- "Jesus Loves the Little Children"
- "Jesus Loves Me"
- "His Banner Over Me Is Love"
- "Isn't He Wonderful"
- "He's Got Whole World"
- "My God Is So Great"
- "God Is So Good"

After singing the songs, be sure to review the lyrics. A lot of the time, children just follow along with the tune and may not actually know what the song is about. By talking about why God is so great and deserves our thanks, we are developing a healthy habit in the children to always remember God as a part of their lives.



## Vocabulary

### **Journey**

a very long trip

### **Blessings**

the good things that God gives us



## Before You Teach

Why did Moses remind the people to thank God for everything? After wandering in the wilderness for so many years, the people of Israel failed to thank God. They just expected their clothes and sandals to last and work well. They took the food and water for granted. They did not remember to give thanks to God for all the blessings He had bestowed upon them. Moses was also afraid because he knew the people were getting closer to entering the lush and fertile promised land. He knew that once they settled in, they would definitely forget all that God had done for them. Here, Moses warned the people not to forget God, even when their needs and wants were satisfied.

Likewise, in times of plenty, we often take our prosperity for granted and begin to feel that our

own hard work has made us rich. We are the ones who put in the long hours. We are the ones who solved the problems. We are the ones who deserve the credit for a job well done. Why does it often turn out this way? Well, for one thing, we usually become more busy at work when we become "richer." That means we have to devote more time to work and less time to God. We also tend to focus more on worldly enjoyment and less so on our spiritual nourishment. As a result, God becomes less and less prominent in our lives.

But we must remember that it is God who gives us everything we have. God has given us life and He has given us the things we need in our lives. God only asks that we manage those things for Him. So when we find ourselves in an enviable position one day, we should remember the warning of Moses to the Israelites. God is the true source of all of our blessings, both big and small. We should always remember to give thanks to Him.



## Bible Story

### Walking in the Wilderness

In the last few lessons, we learned that Moses led the Israelites out of Egypt and they went on a journey to a better land that God had promised them. It was a very long journey and they faced some hard times. But during those times God took care of them. Do you remember that God gave them water to drink when they were thirsty and food to eat when they were hungry? Do you remember the kind of foods God gave the people? That's right. He sent them quail and manna. Even though the people were in the desert where it was dry and hot, they always had food to eat and water to drink. But God didn't just take care of them by feeding them. God also gave Moses the Ten Commandments for His people, the Israelites. The Ten Commandments were God's rules and they help people know what is right and what is wrong. God wanted His people to worship Him and learn to obey Him. It was for their own good to follow God's rules. Even today, it is for our own good to follow the Ten Commandments. Do you remember what they are? (Allow students to answer. You may wish to use this time to review part of Lesson 9.)

The Israelites were on this journey to the promised land for a very long time. Do you know how long they traveled for? They journeyed for 40 very long years. Moses, who had led them from the beginning, was getting old. He was 120 years old and he knew that soon, he would no longer be able to lead the Israelites. However, he wanted to share with the people what he was thinking.

### Moses Talks to the People

One day Moses called the Israelites together for an important meeting. He told the people that they had traveled for a long, long time, but God had been with them for the entire time and that they should not forget God.

"Remember how God led you all the way in the desert these 40 years?" asked Moses. "Even though there were hard times, the hard times were to help us see what was in our heart and whether or not we would keep God's rules."

Moses gave the people an example.

"When we were hungry, God let us be hungry so that we would learn to trust Him."

"Yes, we were hungry but then God gave us manna to eat," someone replied.

They remembered the time when they had no food in the desert. They complained that they had so much food in Egypt and they left that to starve to death in the desert. But God was watching over them. God knew the people needed food so the next day when they looked out of their tents, they saw a surprise! There was manna all over the ground. They were so excited and happy that they started collecting them. Everyone had enough to eat because God sent manna each morning.

"That's right," Moses replied. "Also look at your clothes and feet. Your clothes did not tear and your feet did not get hurt during these 40 years of walking."

The people looked at their clothes and feet. The people never thought about that but Moses was right. Their feet did not hurt and their clothes were not ripped and full of holes. They were amazed. Their clothes and feet were in good condition even after 40 years of walking!

"God really took good care of us!" another person exclaimed.

Moses reminded the Israelites to follow the commands of God as a way to worship and love God. The people listened very carefully to Moses.

"Very soon you will enter the land God promised you. It is a land with lots of water and lots of food. The land is good to farm and there is a lot of oil and honey. You will have everything you need there," Moses said.

The people were happy and excited to hear that this land was so wonderful. They could not wait to go there and make it into their own homeland. But Moses was not done talking. He had something else he wanted to say.

"Even though this land has everything we need, we must remember who gave this land to us. When you are happy living in this land and when your stomachs are full of food, be careful that you do not forget God or stop following the Ten Commandments."

The people asked, "Why we would forget God?"

Moses answered them, "I am afraid that when you work the fields and grow good food, you will

think to yourselves that it was your hands that gave you the food. I am scared that you will soon say that it was your hard work that gave you all that you have. I am afraid you will forget God and all that He has done for you. Let me warn you, if you forget the one true God and start to follow and worship other gods, our true God will be very sad and will not take care of you anymore."

### **The People Thank God**

"We will not forget," cried the people. "We will remember that our one true God is very good to us. We will not follow any other gods. We will thank

and praise our one true God."

Moses was happy to hear what the people were saying.

"We need to be thankful to God for all the things He has provided for us," repeated Moses.

The people agreed.

"Thank you God for watching over us during the journey. Thank you for all the food and water. Thank you for all the clothing. Thank you for our families and for the good land you are giving us. Thank you God for loving and caring for us. Thank you God for all your blessings."



### Check For Understanding

1. **How long had the Israelites been walking in the desert?** (They had been walking for forty years.)
2. **What did Moses want the people to remember before going into the promised land?** (He wanted them to always remember it is God who gives them everything they need.)
3. **Why was Moses afraid they would forget God?** (He knew the land they were going into was rich and plentiful. He was scared the people would live so well that they

would only think about themselves and forget all about God.)

4. **How did God take care of the people in the desert?** (He gave them food and water. He guided them so they did not get lost. He protected them so they did not get hurt. They still had good clothes and sandals to wear.)
5. **What did the people do to thank God?** (They prayed to Him and promised to obey God's rules.)
6. **What can we do to thank God? What can we thank God for?** (Allow students to answer.)



### Life Application Story

#### **Praise the Lord**

Joanne was Nicole's friend in church. Joanne was smart and funny. She was outgoing and loved to help people. She also had a beautiful singing voice. Everyone who knew Joanne knew that about her. In school, in church, and almost everywhere Joanne went, she sang. Everyone enjoyed listening to Joanne's beautiful songs, most of the time. But, Joanne didn't realize that she sang so much that it bothered some people.

One time at church, another church sister went up to Joanne and said, "Joanne, I know you have a beautiful voice but can you please not sing so much? It's nice to have some peace and quiet."

Joanne was mad when she heard this sister. Didn't she know that she had a beautiful voice? If she didn't sing with it, what else could she do?

"You are just jealous of my beautiful voice. That's why you don't want me to sing. Well, I'm going to keep on singing and you can't do anything about it," Joanne said angrily. Joanne didn't realize it yet but she had become proud of her singing voice. So many people praised her beautiful voice that now, she thought she was the best and no one



was able to say anything to her. Nicole was beside Joanne when she said this to the sister, and she was sad.

"Joanne, I know you have a beautiful voice but you shouldn't say that to another sister. It makes you mean," said Nicole.

But Joanne didn't care. She was too proud.

A week later, Joanne woke up with a sore throat. She thought it was just a bad cough. But after a few hours, her throat was in so much pain that she could barely talk. And worse, when she tried to sing, she couldn't.

"Oh no, I lost my voice!" Joanne whispered and she started crying.

Just then the phone rang. It was Nicole. She was looking for Joanne.

When Joanne got to the phone, she didn't say anything. She just sobbed.

Nicole heard her friend crying so she asked, "Are you okay, Joanne?"

"No," whispered Joanne. "I woke up this morning and lost my voice. Now I can't sing. I don't have my beautiful voice anymore."

"I am sorry you lost your voice. But don't worry. In a while, you will have your voice back again. God will make you better," Nicole tried to comfort her. "When you regain your voice, we can both sing songs to praise the Lord because singing is a way to thank God for the blessings He has given us. I'll pray for you, Joanne,"

As she listened to Nicole, Joanne realized why she had this sore throat.

"I'm sorry for being so proud, Nicole. I wanted everyone to notice my voice so much that I didn't care about how others felt. I didn't even thank God

for giving me a voice to sing. I only thought about myself and how everyone praised me. You are right, Nicole. I should use my voice to praise the Lord and give thanks to Him. I should not use my singing to show off my voice," whispered Joanne.

Two weeks later, Joanne's sore throat was healed and she got her voice back. This time, when she got to church, she sang with everyone to praise God. Joanne was so thankful that God had healed her sore throat that tears ran down her cheeks as she sang the hymns. She knew God wanted to teach her something. She was glad she learned to always give thanks to God, even for her beautiful voice.

### Questions to Think About

1. **What was Joanne so proud of?** (She was proud of her beautiful voice.)
2. **What does it mean to be proud?** (When we are proud, we want to show off and let everyone know how great we are at something.)
3. **What happened to Joanne's throat one day when she woke up?** (She had a sore throat and couldn't talk or sing.)
4. **What did Nicole tell her friend on the phone?** (She said that she would pray for her and that God would make her better. Then they could sing together to praise God.)
5. **What did God want Joanne to learn from her sore throat?** (He wanted her to learn that her voice is from God. When she sings, she should not show off but remember to give thanks to God for everything.)
6. **What can you thank God for?** (Allow students to answer.)



### Activity 1

#### The Israelites Are Thankful

Look at the pictures. What were the Israelite thankful for? Match the picture to the numbered sentence. Color in the pictures.



### Activity 2

#### What Can We Thank God For?

Look at each picture. Write down what we should be thankful for each day (1. family, 2. friends, 3. food, 4. nature, 5. home, 6. clothing).



### Activity 3

#### **The Lord's Prayer**



A good way to give thanks to God is through the Lord's Prayer. It includes all the things we need to be thankful for. Although the children might already know how to recite it, it is important for them to know what it means in simple terms. Then they won't be saying it without meaning. Take time after the lesson to talk about the prayer. If some children do not yet know it, this is also a great opportunity to teach them the words.

***"Our Father in heaven,  
hallowed be Your name.  
Your kingdom come.  
Your will be done on earth as it is in heaven.  
Give us this day our daily bread.  
And forgive us our debts,  
as we forgive our debtors.  
And do not lead us into temptation,  
but deliver us from the evil one.  
For Yours is the kingdom and the power and the  
glory forever.  
Amen."***

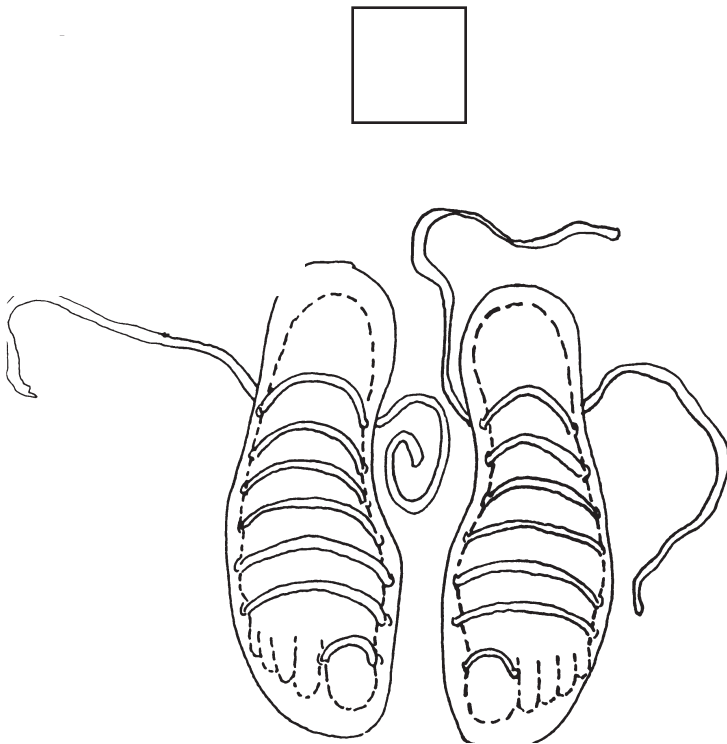
Activity 12:1

### The Israelites Are Thankful

Look at the pictures. What were the Israelites thankful for? Match the picture to the numbered sentence. Color in the pictures.




- 1. We are thankful for the clothes.
- 2. We are thankful for the food.
- 3. We are thankful for the sandals.
- 4. We are thankful for the water.




Activity 12:2

### What Can We Thank God For?


Look at each picture. Write down for each picture what we should be thankful for each day.




1. \_\_\_\_\_



2. \_\_\_\_\_



3. \_\_\_\_\_



4. \_\_\_\_\_



5. \_\_\_\_\_



6. \_\_\_\_\_



### Who Am I?

1. My father gave me a beautiful coat of many colors. Who am I? (Joseph)
2. We sold our brother to some travelers because we didn't like him. (Joseph's older brothers)
3. Joseph helped explain my dreams to me and I made him the governor of all of Egypt. (Pharaoh)
4. I watched my brother to make sure he was okay as he floated in the river in a small basket. (Miriam)
5. I grew up in the Egyptian palace even though I was an Israelite. (Moses)
6. I spoke with Moses in the burning bush. (God)
7. I am Moses' brother. I helped him talk to Pharaoh. (Aaron)
8. Pharaoh commanded us to chase the Israelites and bring them back to Egypt so that they could be our slaves again. (The Egyptian Army)
9. We complained that there was no food to eat and no water to drink in the desert. (The Israelites)
10. I helped the Israelites make the golden calf. My brother Moses got very mad after he came down from Mount Sinai. (Aaron)

### Short Answers

1. What did Joseph's father give him that made Joseph's brothers jealous of him? (He got a coat of many colors.)
2. What did Joseph's brothers do to Joseph because they wanted to get rid of him? (They sold him to some travelers who were going to Egypt, where he worked as a slave.)
3. Was Joseph a slave for the rest of his life?

(No. Later he helped to explain Pharaoh's dreams and he was put in charge of Egypt as the governor.)

4. When Joseph's brothers came to Egypt to buy grain, did Joseph get mad at them? (No, he forgave them and told them to move the whole family to Egypt so that he could take care of them.)
5. Moses saw the burning bush, and a voice spoke to him from the bush. Whose voice did Moses hear? (God's voice.)
6. What was the first plague? (The water turned into blood.)
7. What was the last plague? (The killing of the first-born.) Can you name three other plagues? (Let students respond.)
8. What pillars did God use to lead the Israelites in the desert? (The pillar of cloud and the pillar of fire.)
9. What food did God give to the Israelites in the desert? (Quail and manna.)
10. Who went up a mountain to get God's commandments? (Moses.)

### Concentration

To make the review of the Ten Commandments more fun, try drawing a simple picture to illustrate each commandment. Draw (or photocopy) so that there are two of each. (There should be identical pictures of each commandment. The pictures will be used to play the game Concentration.) Then provide the students with a set of the commandments (20 cards in total) and put them face down, shuffled. They can play Concentration and try to match the correct commandments. Each time they turn over the right pair, take a moment and review the importance of that commandment. You may wish to glue the pictures on construction paper to make it more sturdy.



# Serving God with your whole heart!

“Whatever you do, do it heartily, as  
to the Lord, not men, knowing that  
from the Lord, you will receive the  
reward of the inheritance; for you  
serve the Lord Jesus Christ.”

(Colossians 3:23-24)

