



Kindergarten

Teacher's Guide & Student Workbook

My Wonderful Lord Jesus



"I will praise Your name, for
you have done wonderful
things; your counsels of old
are faithfulness and truth."

(Isaiah 25:1)

Year 2 Book 1



This kindergarten Teacher's Guide is dedicated to those who serve God in the children's ministry. May God continue to grant you wisdom and strength to impact the future generations.

Teacher's Inspiration



Have We Left Our first Love?

"Nevertheless I have this against you, that you have left your first love." (Rev 2:4) Jesus said this to the church at Ephesus. That means they had moved from faith to formalism. In other words, losing our first love is another way of saying that we have lost our passion. We can serve tirelessly in the church, and faithfully attend every fellowship of the church, but without the passion for Jesus burning within us, we won't accomplish much. The word fervent is defined as "showing passionate enthusiasm" or "glowingly hot." Paul urged us to be "fervent in spirit, serving the Lord." (Rom 12:11) **Does our faith have passionate enthusiasm? Is it glowingly hot?**

If our church today is going to be a passionate, and spirit-filled influence on our needy world, it will require us reignite the fire within us so that we may have an intimate relationship with Jesus Christ.



My Wonderful Lord Jesus

Welcome to the world of four-and five-year-olds. This year will be an exciting one as your young students are exposed to their first formal teachings from the Bible. Your students will come to you with a variety of backgrounds, both culturally and linguistically, along with how much experience they have had with church and the words of God.

Your students will learn in a variety of ways including visually, kinesthetically, and aurally. This means that it will be very important to use pictures and hands on experiences as you tell the story in order to meet the individual needs of all the students in the classroom. Visuals are good reminders as you review prior lessons and connect them to future ones. Hands on activities will help the students to internalize the lessons and make them more meaningful. It is also vital to ask students to share what they have learned. By letting your students retell the information they have heard, you will be able to see what they really understood, and what might need to be revisited in the future.

Take the time to be involved and get to know your individual students. Try to keep them excited, involved, and focused. As you plan the lesson, it is important to remember to let them have the opportunity to move around or change activities every five to ten minutes since their attention span is only about four to five minutes long. They can come up to the board and point to an answer, give you a thumbs up or thumbs down, whisper their answer to their neighbor, or stand up to answer a question. This can help keep them on task and involved throughout the hour.

This book is designed to be teacher friendly and each lesson follows the same structure. It is very important to read and review the lesson you will be teaching at least one week ahead of time in order for you to prepare the materials you will need. Vocabulary development will be a key step to each lesson at this young age and it would be very beneficial to prepare visuals to go with each new vocabulary word. They can be posted up for the students to review each week. Also, if there are many characters to the story, you might consider preparing visuals for each one so that it is easier for the students to follow along. The last thing you will need to consider is which activities will be best for your group of students. Each lesson contains several for you to choose from. Some of your students will be able to draw on their own, but most will need a lot of help. They will likely work well on activities they can trace, color, cut, or glue.

Remember that all students develop and learn in different ways and at different rates. So be patient, persevere, and have fun as you teach. In the end it will be a wonderful experience for everyone.

C o n t e n t s

<i>Introduction & Contents</i>	<i>A</i>
<i>Your Teaching Procedures</i>	<i>B</i>
<i>Meet Your Life Application Families</i>	<i>C</i>
<i>Understanding Your Students</i>	<i>D</i>
<i>Memory Verses For This Quarter</i>	<i>E</i>
<i>Conveying Jesus Christ to Our Students</i>	<i>F</i>

Unit 1: Jesus Is Loving

1. Jesus Chooses His Twelve Disciples	1
2. Jesus Feeds the Five Thousand	9
3. Jesus Blesses the Children	17
4. Jesus Is Our Good Shepherd	25
5. Mary Shows Love For Jesus	35

Unit 2: Jesus Is Forgiving

6. Jesus Forgives a Sinful Woman	43
7. Jesus Forgives Zacchaeus	51
8. The Lost Son Comes Home	59

Unit 3: Jesus Glorifies God

9. Jesus Heals a Blind Man	67
10. Jesus Raises Lazarus From the Dead	75
11. The Greatest Commandment	83
12. Jesus Rides a Donkey into Jerusalem	91
13. Review	103

An explanation of each unit theme is on the next page

All Scriptures are quoted from NKJV

Welcome to this exciting opportunity to reach four- and five-year-olds with the wonderful news of God's love. This quarter's lessons focus on Jesus' ministry.



In **unit one**, the children will be reminded of how much Jesus cares for each of us. They will learn about His love as He feeds five thousand people, and asks the children to come to Him. Encourage them to see how Jesus is the Good Shepherd, constantly watching over us.

Unit two focuses on the forgiving nature of our Lord Jesus. The children can be reassured, as they hear stories about the sinful woman, and Zacchaeus, that when they come before Jesus with a repentant heart, He will forgive them.

In **unit three**, the glory of God is revealed through several amazing miracles that Jesus performs. The children will learn about Jesus' power as He heals someone who is blind, and raises Lazarus from the dead. They can praise God for such power, and remember to glorify Him through their daily actions.

As you teach this unit, let the theme of each lesson shine through. Make the stories come alive so the children can fully understand and appreciate their teachings. They depend on us, the teacher, to interpret the stories for them. Invite them to learn about God, to share God's love with others, and to grow ever stronger in their faith. We hope you will enjoy growing with the Kindergarten class as you teach them more about the Word of God. Enjoy this new quarter and experience the good news with all the wonder and awe of four-and five-year-olds!



Your Teaching Procedures

1

Hymnal Worship (10-15 minutes)

Purpose: To help the children praise God through hymnal worship.

Procedure: Always start a session in the name of our Lord Jesus. The teacher or assistants will then lead the children in simple hymns, or action rhymes.

2

In-Class Worship (15-20 minutes)

Purpose: To let the children hear a Bible story and respond to its teachings.

Procedure: Say a short prayer in the name of our Lord Jesus. The Bible story may be told to the class as a whole by one teacher, or the class may be broken up into smaller groups with a teacher for each group. There are 3 steps in the In-Class Worship Procedure. They are:

- 1) Bible Story
- 2) Check for Understanding
- 3) Life Application Story

Do not forget to explain the key vocabulary words which are listed in each lesson.

3

Bible Learning Activity (10-15 minutes)

Purpose: Helping your students become familiar with the Word of God is part of a teacher's mission, but an equally important part of the job is helping the students put the Word of God to work in their own lives. The activities have been planned to encourage your students to act upon what they have learned.

Procedure: Let the students work on the Student Activities. (If the activities require group involvement or cutting and pasting, be sure to have assistant teachers.) We have come up with a variety of activities as well as optional ones. Please see what suits your students' needs. End the activity with a concluding prayer.

Meet your Life Application Families

Praise and thank God that each lesson contains a Life Application Story to enhance the objective of the Bible story. We sincerely wish that you go through these family backgrounds before sharing them with the class. Enjoy sharing these stories with your loving kindergartners!

1

The Hayes Family

The Hayes family is comprised of Pastor Hayes, his wife, and their daughters Cathy and Rachel. Cathy is six and Rachel is four. Being typical sisters, Cathy and Rachel get into arguments sometimes and those are the times they remember to rely on God to work out their problems.

2

The Lewis Family

Mr. and Mrs. Lewis have two children named Julie and Tommy. Julie is eight and Tommy is six. Mr. Lewis is often away from home due to his job, so most of the time it is just Mrs. Lewis and the two children at home, at church, etc.

3

The Lopez Family

The Lopez family came to believe through a great miracle. Ricky, the oldest son, was dying from a chronic disease, but Jesus healed him. Through this, the whole family was brought to Jesus. Besides Mr. and Mrs. Lopez and Ricky, there is the youngest son named Juan. Ricky is nine and Juan is six.

4


The Lim Family

The Lim family is a relatively large family, comprised of Mr. and Mrs. Lim and their four children. Nicole, who is seventeen, is the oldest. Lisa, who is thirteen, is in junior high. Benjamin is nine years old and in the fourth grade. Susie is the youngest, at five years old. The Lim family converted from Buddhism some time ago. Nicole and Lisa might remember their former lives, but Benjamin and Susie pretty much grew up in the church.

5

The Marsh Family

The Marsh family are long-time believers in Christ. Mr. and Mrs. Marsh have two children who were baptized as babies. Michelle is seven and John is five. Both children have grown up in the church and have at least a fundamental knowledge of the truth.





Understanding Your Students

Kindergarten Stage (4-5 year olds)

Characteristics

Body

1. Fast development, non-stop activity
2. Big muscles begin to develop (need to stretch hands and feet)
3. Small muscles are developing
4. Vocal cords are developed

Mind

5. Attention span is very limited
6. Limited vocabulary
7. Active imagination, cannot discern between fiction or real-life stories
8. Limited understanding toward time & space
9. Cannot understand abstract explanations
10. Like to listen to stories
11. Can repeat biblical terms but unable to understand the meaning
12. Like to ask questions, strong sense of curiosity

Mood

13. Mood swings tends to occur: students might get angry suddenly; however, they often forget after a few minutes
14. The adult's mood will set the tone; rules must be posted and explained
15. Children are afraid of scary stories

Social Skills

16. Begin to search for likable friends
17. Often quarrel and fight during play time
18. Strong sense of self, often use "I" or "me" in speech

Spirituality

19. Understand Jesus' love through the love from adults
20. Faith towards God is expressed through faith in adults
21. Can learn to know God through worship
22. Have a certain level of understanding towards good & evil

Pedagogic Application

Provide activities that involve physical movements
 Vary activities so the students do not need to sit for too long at one time
 Include more coloring and crafts involving cutting and pasting
 Begin to teach songs that are a little longer and add some hymnal related activities

Limit story-telling time between 5 and 8 minutes
 Use simple words with pictures during lessons
 Hold the Bible when telling Bible stories, relate that the word of God is real and is different from folk tales, legends, or fairy tales
 When describing time & space, use words such as "today," "tomorrow," "a long time ago," "a place far away," etc.
 Do not use abstract ways of speaking
 Tell more edifying stories using pictures and actions
 Do not assume that the children understand the terms that they use
 Check for understanding by asking, "What does ____ mean?"
 Give simple answers to questions asked

Let the students try to resolve their own problems
 If there are situations of anger, teach methods of resolving problems
 Do not emphasize the horror sections of a story, & do not teach children by trying to scare them
 Teachers need to be gentle but firm

Encourage the children to play with everyone, not just a few friends
 Teachers need to be calm & fair when dealing with student problems
 Remind students to share, and to show love toward others; teachers must be fair

Teachers need to show love when dealing with students
 Arrange a suitable level of worship; teach appropriate behavior during worship hours in the chapel
 Teachers need to teach the truth on repentance and how to ask God for forgiveness of sins

Memory Verses For This Quarter



September, October, November

(NKJV)

1. "He went out to the mountain to pray." (Lk 6:12)
2. "So they all ate and were filled." (Mk 6:42)
3. "Let the little children come to Me." (Mk 10:14)
4. "The Lord is my shepherd." (Ps 23:1)
5. "She has done a good work for me." (Mk 14:6)
6. "Your sins are forgiven." (Lk 7:48)
7. "Today salvation has come to this house." (Lk 19:9)
8. "He was lost and is found." (Lk 15:24)
9. "I am the light of the world." (Jn 9:5)
10. "I am the resurrection and the life." (Jn 11:25a)
11. "You shall love the Lord your God with all your heart." (Mk 12:30)
12. "Give thanks to the Lord." (1 Chron 16:8a)



Conveying Jesus Christ to Our Students

The following is a list of Bible truths kindergarteners are able to understand:

1. Praying is like talking to God. We can pray to Jesus anytime and anywhere.
2. Coming to church every Sabbath is to worship God. God loves us when we worship Him.
3. We can learn more about God when we come to church.
4. The Bible is a very special book. It is full of God's word. We love to hear God's word and obey what God tells us.
5. Jesus loves us when we share, obey and give what we have to Him and to others.
6. Jesus is God and He is the creator of all things—our planet and all the people.
7. Because of our wrong-doings (sin), Jesus died for us on the cross. But He promises us that He will come back again. He will take us back to heaven to be with Him.



Jesus Chooses His Twelve Disciples

Overview



Materials You'll Need

- white paper
- markers, crayons
- construction paper
- yarn; other left over scraps
- scissors
- glue



Scriptures

Mk 3:13-19; Lk 6:12-16

Bible Truth Objective(s)

Jesus prayed constantly for God's guidance to help Him preach the good news about God's salvation

Behavioral Objective(s)

To pray to God before we make decisions, and pray for others who need God's help

Memory Verse

"He went out to the mountain to pray." (Lk 6:12)



Bible Knowledge

The Twelve Disciples

From the hundreds of people who followed Him from place to place, Jesus chose twelve disciples to be with Him and be sent out to preach, cast out demons and heal the sick (Mt 10:5-15; Mk 6:7-13; Lk 9:1-6). The word "disciple" comes from Latin, meaning "learner" or "pupil." In Matthew 10:2, the disciples are referred to as apostles, given greater responsibility and authority. The English word "apostle" comes from the Greek term *apostolos* which means messenger, or ambassador. It refers to someone who is sent on behalf of another; in this case, on behalf of Jesus Christ.

According to Matthew 10:2-4, the twelve disciples were: Simon Peter, Andrew, James (son of Zebedee), John, Philip, Bartholomew, Thomas, Matthew, James (son of Alphaeus), Thaddaeus, Simon the Canaanite, and Judas Iscariot. The names are recorded in pairs, probably because they were sent out that way. Interestingly, the Gospel of John does not have a listing of the twelve disciples, but it does mention someone named Nathanael. This

Nathanael is thought to be the one called Bartholomew in the other gospels.

What was the criteria for choosing these specific people? Jesus certainly did not choose them to be His associates because of their faith; their faith often faltered. They panicked when the storm rocked their boat. Peter denied knowing Jesus after spending several years with Him. Jesus didn't choose them because of their talent either; no one stood out with unusual abilities. In fact, they came from all walks of life-- there were fishermen, a tax collector and a Zealot. The one characteristic they did all share, though, was their willingness to obey Jesus. Even though there was much they did not understand while Jesus was with them, after Jesus' ascension, they were filled with the Holy Spirit and empowered to carry out special roles in the growth of the early church.

Although the twelve are the most well-known of Jesus' followers, He had many more disciples. Luke 10:1-17 records that Jesus sent out seventy disciples on an evangelical mission. Acts 1:15 speaks of 120 believers gathered together on the Day of Pentecost.



Understanding Your Students

Your four- and five-year-olds know that God is a great source of power. They know He can heal the sick and make thunder roar. There is nothing God cannot do. Because they can understand His power even at this young age, they have likely been encouraged to pray for others who need God's help, and to pray for themselves too if they are sick or scared. These are good beginnings to their life of prayer because these are simple and obvious examples of when they can approach God.

One of the behavioral objectives for this lesson is to encourage the students to also pray to God before making decisions. This is a bit more difficult for them to do since it is not as obvious as when someone is

sick. Decision-making often involves a judgment call. At this age, children tend to follow the crowd. Since they are young, they will need to have some concrete examples. Here are some possible scenarios: when they see a friend make fun of another (because he is dirty, doesn't speak English or too young to play with them), instead of just following the lead, what can they do? When they see a cool toy on the ground near someone's house, do they just take it or is there something else they can do? In any situation, they should be encouraged to think about what God would want them to do. Remind them to keep God in their mind and thoughts all the time! They can always pray to God when they don't know what to choose, or what decision to make. Remind the students that prayer isn't just reserved for chapel services or the end of class. We can pray anywhere to God and He will listen and help us.



Vocabulary

Salvation

when people go to heaven one day and they can be with God forever

Disciple

a follower of Jesus; he learns from Jesus' teachings

Wisdom

to know right from wrong; to do things according to God's will



Before You Teach

What does it mean to be a good disciple? This is a question for us to ponder upon as we set good examples for our students. Looking at the legacy that the disciples left behind, we know that being a good disciple is simply a matter of following Jesus with a willing heart. What does it mean to follow Jesus with a willing heart? The four fishermen dropped their livelihoods and left everything behind to follow Christ. When Philip was called, he gladly accepted the invitation to join Jesus, and even went to tell his friend Nathanael all about his great fortune. Are we willing to submit ourselves to God's calling like the disciples did? Of course, we may not do so to the degree of leaving our family behind as some of the followers did, yet there are still many things we can do to show God our willingness to be His disciple. When God calls us to help

another brother by offering our time and money, are we willing? When He calls us to study the word of God more each day, are we willing to set aside the time and effort? When God calls us to change a bad habit, are we willing to ask Him for help so that He may transform us? These are just some of the ways we can demonstrate our heart of willingness to submit to Jesus.

Another mark of a good disciple is one who constantly prays. Jesus always took time to go off by Himself and pray. He prayed before He chose the disciples; He prayed so that He would not be tempted by Satan; He prayed so that He would have the strength to continue on the difficult path into Jerusalem. By praying, Jesus performed spiritual check-ups on Himself, drew power and wisdom from God, and most importantly, made sure that He fully understood what the will of God was. Are we, as teachers and disciples entrusted by God, remembering to do the same in our journey? Let us continue to pray for guidance and power from above.



Bible Story

Jesus Shares the Good News With Everyone

In previous lessons, we talked about how wonderful Jesus was. Every day, Jesus went around doing many good things for others. Boys and girls, do you remember some of the good things that Jesus did? Can you turn to your neighbor now, and share one good thing Jesus did that you remember? (Give students a minute or two to talk to their neighbor.) Now, would anyone like to tell us what your neighbor has just told you? (Call on some students to share, and briefly mention several miracles Jesus performed. For example, Jesus healed the sick, He showed kindness by helping the poor, and the needy etc.) Jesus was a very busy person. Boys and girls, why do you think Jesus was so busy everyday? Well, Jesus was busy because He was telling people about God's love, and making sick people well. That was His job while He was living in the world. It is just like grown-ups who have jobs. Some of the parents we know work with computers. Some work in hospitals. Some stay at home to take care of the children and house. Each of us has a job to do while we are on earth. Jesus' job was to tell everyone about God and His kingdom. Sometimes He talked to just one person. Sometimes He talked to hundreds and hundreds of people. He traveled many miles to go to different places to spread the good news. Sometimes He rode in a boat; other times He walked. Jesus was busy from early morning until late at night every day of His earthly life.

Jesus Always Prays

Even though Jesus was very busy, He always took time out to talk to His heavenly Father in prayer. The Bible tells us that Jesus would often find a quiet place at the end of the day to pray to God. He wanted to be close to God and to do the things God wanted Him to do. Jesus knew that God would help Him with any problem. He also prayed for other people who needed God's help. Most importantly, Jesus always prayed before He made important decisions.

Jesus Prays Before Choosing His Disciples

One night Jesus prayed for a long time. He thought about all the people who had not yet heard

about God's salvation. There was a lot of work to be done, and it was hard for Jesus to do everything all by Himself. Therefore, Jesus decided in His prayer to choose twelve special helpers to help Him spread the good news. These chosen helpers were called the disciples. (Ask students to repeat the word "disciples" after you.) What do disciples do? Does anyone have any ideas? Well, the disciples' jobs were to go around telling other people about God and God's wonderful salvation. Jesus knew that He really needed to pick the right people for this very important job. So He prayed very hard, and He prayed all night long. Jesus asked His Father in heaven to give Him wisdom and help Him choose these disciples.

Boys and girls, have you ever prayed all night long for anything? Not many of you have had this experience of praying all night without going to sleep. You would probably be tired even after praying for ten minutes. But Jesus stayed up to pray. He didn't go to sleep, but prayed for a long time. Why do you think Jesus prayed all night long to ask God to help Him choose the twelve disciples? (Wait for students to answer.) Do you think it was easy to pick someone to be Jesus' disciple? No, it was not simple at all. There were so many people to choose from. How would Jesus know which ones were the right people to pick? Jesus wanted to make sure He picked people who really wanted to help Him, and believed in God. It was a hard task to do which is why Jesus prayed to God. He wanted to know who would be willing to follow Him wholeheartedly.

Jesus Chooses His Disciples

Finally, after spending a long time praying, morning came. Jesus was ready to find the twelve special helpers known as disciples. In the last quarter, we learned about how Jesus chose four fishermen to be His disciples. Do you remember their names? They were Simon Peter, and his brother Andrew, James, and his brother John. Does anyone remember what happened when Jesus first chose these four disciples? (Encourage students to answer.) Jesus went to the Sea of Galilee to find them, and asked them to follow Him after He helped them catch a lot of fish. When Peter, Andrew, James, and John heard Jesus calling their names, they went and followed Jesus right away.

Then Jesus called four more disciples. Their names were Philip, Bartholomew, Matthew, and

Thomas. These men also went and followed Jesus. Then Jesus called four more people. They were James son of Alphaeus, Thaddaeus, Simon the Zealot, and Judas. These men went and followed Jesus too. When Jesus finished choosing His special helpers, He had twelve disciples who would be with Him.

Do you remember why Jesus needed these disciples to help Him? He needed people to help Him tell others about God and how much God loves them. But before they could do that, they needed to learn from Jesus. He had to teach them about God's kingdom. They were glad they could learn from Jesus because He was a great teacher. Jesus also gave each of His disciples power to heal every kind of sickness. Now that Jesus had the help that He needed, He prayed that these disciples would be able to learn all that He had to teach them. Then they could help Him tell other people about God.



Check For Understanding

1. **What did Jesus do before He chose His disciples?** (Jesus prayed to God because He wanted God to help Him choose the right people to be His special helpers.)
2. **How many disciples did Jesus choose?** (12)
3. **What did Jesus want the twelve disciples to help Him do?** (Jesus wanted them to help spread the good news about God's salvation.)
4. **Jesus prayed all the time to God to ask for**



Life Application Story

Praying For Others

Mrs. Mandy is a kindergarten class teacher at church. One time she planned a field trip for the class. She wanted to take the kids to explore nature. After much thought and discussion with other teachers and parents, Mrs. Mandy decided to

We Should Always Pray

Boys and girls, Jesus prayed for God's guidance in everything He did, and He prayed even more before choosing the twelve disciples to help do God's work. Do you also pray to God before making important decisions? Let's say a friend asks you to go to his birthday party on Saturday. Will you decide to go or come to church to worship God? When things like this happen, do you pray to God to give you the wisdom to choose what is right? (Teacher may wish to hold a quick discussion on how to make right choices at this time.) We can learn from Jesus to always pray to ask God for help when we don't know what to do. We can also ask our parents or a grown-up we trust for help. We should remember that praying can help us because when we pray, God is listening to us. He will hear us and help us when we pray to Him.

help, wisdom and guidance. Can you think of the times when you pray to God each day? (Students' answers may vary-- praying in the morning, at meal times, at night, at church)

5. **What do you pray to God about?** (Allow students to answer.)
6. **Can you think of a time when you prayed to God first before you made a decision?** (Students' responses may vary. Teacher may want to encourage the students with an example first or share some possible scenarios for them to choose from.)

take her class to visit a local beach. Everyone was excited about this outing! Mrs. Mandy told the kids that they were going to the beach to discover all the interesting things God has made.

Soon, the day of the outing came. All the students who were going, along with some parent volunteers, met at church. Before they left, Mrs. Mandy did a head count and discovered that a student was missing. She called the missing student's home. After her phone call, Mrs. Mandy came back

to where everyone had gathered and asked the class, "Who do you notice is not here today?"

Everyone looked around. Who was missing? Susie raised her hand.

"Tommy is not here today, Mrs. Mandy."

"Right, Susie," Mrs. Mandy said. "Tommy had a stomach ache last night. I just called his mom, Mrs. Lewis. She said that they had wanted to come but Tommy still isn't completely well. She said that Tommy is resting at home right now, so he can't go to the beach with us today."

"I had a stomach ache one time before," commented Susie.

"I'm sure it doesn't feel good when your tummy hurts," replied Mrs. Mandy. "Before we leave, let's all kneel down and pray for Tommy so that Jesus will make him feel better soon. Let's also pray for our trip today. We should ask God to protect us, so that we may all get there and come back safe and sound."

Everybody knelt down to pray that Jesus would keep them safe on their outing. They also prayed especially for Tommy so that he would get better soon.

Then everyone piled into the church van and headed out to the beach. When they got there, Mrs. Mandy split the students up in groups to do different things. She asked the parents to help the groups. One group went to look for seashells. Susie was in this group. She found many seashells of different colors. Another group went looking for sand crabs. Juan was in this group. He dug into the sand a little bit and a little sand crab quickly ran out.

Juan laughed. "It's funny that God made sand crabs run sideways," he said.

The last group went and built sand castles. John and Rachel were in this group. They piled some wet sand into buckets, packed them down and turned them upside-down. Then they poked holes into the sand to make small windows. Everyone was having a great time.

Soon, it was lunchtime. Mrs. Mandy and some parents were spreading out the picnic items onto a picnic table. As everybody lined up to get their sandwiches and drinks, they saw someone run up to their table. It was Tommy! His dad was walking right behind him.

Everybody was so surprised to see him. It

seemed that everyone asked all at once, "Tommy, we thought you had a stomach ache last night, and you were resting at home today. How come you are here?"

"I feel much better. And my dad drove me here," Tommy said with a shy smile on his face.

Susie jumped in, "We prayed for you at church this morning before we came here."

Mr. Lewis walked up just as Susie finished speaking. "Thank you all for praying for Tommy. He is feeling better now."

Mrs. Mandy added, "Praying for others is really powerful. God truly listens to our prayers. We thank God for bringing Tommy here safely today. When any one of us needs help, let's remember to pray for each other."

Tommy spent the rest of the day looking for seashells and sand crabs. He also helped build a sand castle. And he thanked God for making him feel well again and giving him such a wonderful day at the beach.

Questions to Think About

1. **Where did Mrs. Mandy decide to take her kindergarten class for their field trip?** (They went to visit a local beach.)
2. **Why couldn't Tommy join the trip at the beginning?** (Tommy had a stomach ache.)
3. **What did everyone do before they left on the trip?** (They prayed to God. They asked God to help Tommy feel better. They also asked God to keep them safe on their trip.)
4. **How come Tommy was able to join the class at the beach at lunch time?** (He was feeling better.)
5. **What did Mr. Lewis say to everyone?** (He thanked them for praying for Tommy.)
6. **Have you ever prayed for others who needed God's help? Tell the class what happened.** (Students' responses may vary. Some suggestions for the students if they aren't sure: they prayed for their parents when they were sick, they prayed to God for their friends who were sick.)



Activity 1

Jesus Calls His Disciples

Look at Jesus' disciples. Can you count them all? Write the numbers under each person to help you count. Can you say their names? (Teacher may need to refresh their memory about the names by writing them on the board.)



Activity 2

How Can We Pray For Others?

Look at the pictures. What can each person say to pray for the other? Fill in the blank spaces with the right word from the word bank. (Teacher, please read or describe the scenario below to the students before they fill in the blanks.)

1. Your dad is flying to a faraway place for work. What can you say in your prayer? ("Lord Jesus, please keep my dad _____ (safe) on the plane.")
2. You are bringing a friend to church for the first time. What can you say in your prayer? ("Lord Jesus, please open my friend's _____ (heart) to hear your words.")
3. Your family is taking a vacation. What can you say in your prayer? ("Lord Jesus, please _____ (guide) us during our trip.")
4. Your brother is sick in bed. What can you say in your prayer? ("Lord Jesus, please help my brother get _____ (better) soon.")



Activity 3

We Are God's Disciples Too

Materials:

1. blank white paper
2. markers, crayons
3. construction paper
4. yarn; other leftover scraps
5. glue
6. scissors

Directions:

1. Provide each student with a piece of white

paper.

2. Help the students draw a self-portrait on the upper half of the paper. Remind them to write their names under their portrait. (If the teacher can take photos of each of the students in a prior week, they can use these pictures instead of drawing a portrait.)
3. Help the students cut a length of yarn and have them glue it around the portrait and name.
4. Put the papers aside and help the students brainstorm some of the good qualities they have (e.g. likes to share, is loving and kind, is helpful, always smiling, etc.)
5. Now help each student write down two of those words that describe who they are under the picture. They can decorate the remaining space with scraps or drawings of their own.
6. Encourage the students as they complete the activity that they are also Jesus' disciples. They are His followers too. The disciples Jesus chose obeyed Him. The students also have good qualities that make them good followers of Jesus.



Optional Activity

I Can Do Things Jesus Did

(Sung to the tune of "Mary Had a Little Lamb")

Jesus is my special friend,
Special friend, special friend.
I can do things Jesus did.
I know that God loves me.

I can talk to God in prayer,
God in prayer, God in prayer.
I can talk to God in prayer,
I know that God loves me.


I can tell of God's great love,
God's great love, God's great love.
I can tell of God's great love,
I know that God loves me.

Optional: Pass out shakers or other musical instruments for students to add additional rhythm to the song. You can also teach hand motions to make sing-along even more fun!

Activity 1:1

Jesus Calls His Disciples

Look at Jesus' disciples. Can you count them all?
Write the numbers under each person to help you count.




Activity 1:2

How Can We Pray For Others?


Look at the pictures. What can each person say to pray for the other?
Fill in the blank spaces with the right word from the word bank.



1. "Lord Jesus, please keep my dad _____ on the plane."

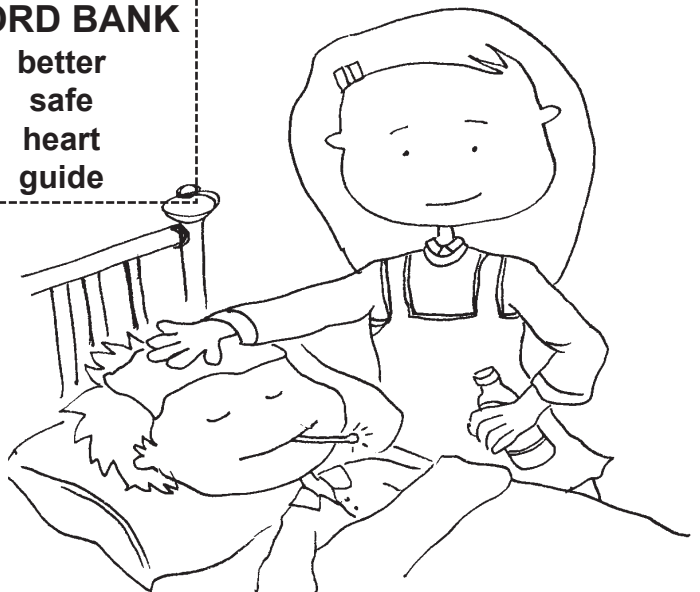


2. "Lord Jesus, please open my friend's _____ to hear your words."



3. "Lord Jesus, please _____ us on our trip."

WORD BANK
better
safe
heart
guide



4. "Lord Jesus, please help my brother get _____ soon."

Jesus Feeds the Five Thousand

Overview



Materials You'll Need

- construction paper
- pencils, colored pencils, crayons, or markers
- scissors
- clear self-adhesive vinyl (to act as a laminate)
- poster board
- tape



Scriptures

Mk 6:30-45; Lk 9:10-17

Bible Truth Objective(s)

Jesus is powerful and can perform miracles

Behavioral Objective(s)

To teach the children that they should always say grace before their meals; to say grace before meals at home without being prompted by parents by practicing the words to use

Memory Verse

"So they all ate and were filled." (Mk 6:42)



Bible Knowledge

The Signs and Miracles of Jesus

When Jesus was on earth, He performed many signs and miracles. But He did not do them to just amaze the people. All the signs and miracles reveal His purpose or character. For example, when Jesus accepted Zacchaeus' repentance, it showed the crowd who had gathered that He had come to forgive their sin. When Jesus calmed the storm, He demonstrated to His disciples that He had power over nature. Today's lesson, concerning the feeding of the five thousand, reveals several things about Jesus.

First, it shows Jesus' compassion toward the people. It was late and there were thousands of people. Jesus could just as easily have sent them on their way. But Jesus does not ignore our needs. He is concerned with every aspect of our lives, both the spiritual and physical. In contrast, the disciples asked Jesus to send the people home, thinking they were being considerate since the hour was late. But Jesus challenged them by asking if the disciples had any food to offer.

Second, it reveals Jesus as our Shepherd. The crowd, which followed Jesus and His disciples, was as pitiful as sheep without a shepherd. Sheep are easily scattered; without a shepherd they would be in grave danger. Jesus knew He was the Shepherd who could teach them what they needed to know. He would keep them from straying from God. (See Ps 23; Is 61:1; Ez 34:11-16 for descriptions of the Good Shepherd.)

Third, Jesus set a good example for all His followers to always pray to God first. Before breaking the bread and fish, the Bible records that Jesus "looked up to heaven, blessed" (Mk 6:41) and then passed out the food. Without God's power and guidance, nothing would have been possible. Even though Jesus was the Son of God, He did not take His authority for granted. He did not want to bring any glory onto Himself. By praying to God before performing this miracle, Jesus acknowledged His Father in heaven and gave all glory to Him. He understood His role on earth and did all things so that people would praise God.



Understanding Your Students

In today's lesson about the feeding of the five thousand, there are many teachings to be learned. Although the focus for the children is to say grace before meals and give thanks to God for that blessing, we can also emphasize other things as we go through the story.

First, the young boy was willing to share his food. Certainly, he knew that the small amount of food he had was not enough to help every hungry person gathered there. But he did not hesitate to offer what little he had. That is the true spirit of sharing. The students can learn from this young boy's example. Talk

about specific situations where the students might be called upon to share their belongings. What would they do and what would they say? Mental preparation can help the students be ready when the need arises.

Second, Jesus was able to use the five loaves of bread and two fish to feed a multitude. This is because He is powerful and He had compassion on the people. The students should be reminded of the great love and power of our Lord Jesus. Even though no one, including the disciples, thought it was possible, Jesus performed a miracle to feed the hungry people. Today, Jesus is the same. There isn't anything He can't do. When we need His help, we can call on His name and He will hear us.



Vocabulary

Miracle

something amazing that no one could do except for God

Disciples

the followers and believers of Jesus Christ

Crowd

a large group of people gathered together



Before You Teach

When the disciples had returned from their mission, Jesus took them away to rest. He told them to row the boat across the lake so that they could find a quiet place away from the crowd. From Jesus' instructions, we can learn several things about doing holy work.

First, Jesus recognized that physical rest was needed. He knew how important it was to take every opportunity to spread God's message, but He also realized that the tired disciples would not be very effective. They had already been on their feet all day and were probably hungry. Rest was what they truly needed. This holds true for us today. For example, there are religious education teachers who have taught for many years in the same class. But because they feel a sense of responsibility or because there is a lack of manpower, they keep doing their job, even though they may have lost their zeal. This is when Jesus wants us to take a

break and recharge, as He wanted the disciples to do. We become better at our jobs when we feel refreshed and ready to take on the tasks before us. We want to look forward to our work and not dread it.

Secondly, Jesus knew it was important to find a quiet place to rest. In order to truly have rest, we need to have peaceful surroundings. It is difficult to focus on God and understand His will if our minds are cluttered with worldly matters. When we retreat to a quiet spot, we can think about what God wants us to do. We can concentrate in deep prayer and meditate on the words of God so that they can give us strength. Just as in the example of the teacher, taking a break doesn't simply mean walking away from one's duties. If we are not teaching, that means we have more time for service in the chapel or a group Bible study. These will allow us to recharge spiritually because we are in an environment that enables us to soak in the words of God. When we feel strengthened, then we can serve Him wholeheartedly.



Bible Story

Jesus and His Disciples

In the last lesson, we learned that Jesus chose twelve disciples. Do you remember what the disciples did? (Allow time for students to answer.) The disciples were Jesus' helpers. They learned many things about God from Jesus. Then they would teach other people who did not know God yet. They would tell others how much God loves them and how God could help and save them. Jesus wanted many people to know God and be saved. Then those people could go to heaven one day. He knew it would be hard for Him to tell everyone all by Himself. That is why He chose these special people. Do you remember their names? (Have students volunteer. Teacher may wish to write down the names as they say them or just do a quick run-through.) In today's lesson, we are going to learn more about how the disciples helped Jesus and how Jesus performed a great miracle.

A Great Crowd Follows Jesus

Jesus and His disciples spent every day helping people. They would heal those who were sick or help those who needed help. They would also tell people about God's kingdom. Sometimes, they had to travel from place to place so that more and more people would know about God. Even though Jesus had some helpers now, it was still a lot of work. One time, Jesus and His disciples worked so hard that they did not even have time to eat. They must have been very hungry and tired. Jesus saw that the disciples were hungry and tired so He said to them, "Come, let's go to a quiet place to rest." The disciples were glad to hear that. They had been helping people all day. They were really tired. But where would they find a quiet place to rest? They decided to get into a boat and row to a quiet spot on the other side of the lake.

The disciples and Jesus climbed into the boat and began to row it to the other side of the lake. They were probably happy to be by themselves. They could look at the water and breathe in the cool air. They couldn't wait to find a quiet place once they rowed to shore. But some people saw Jesus and His disciples get into the boat. They wanted to hear more about God. So they followed the boat and ran

along the shore to the other side of the lake. When other people saw this, they followed the crowd and began to run too. Everyone wanted to hear Jesus speak. So when the disciples finally got to the other side of the lake, there was a great surprise waiting for them. Instead of finding a quiet place, there was a huge crowd standing there. The Bible records that there were about five thousand people. That is a lot. They had run quickly along the shore and were waiting for Jesus!

What would Jesus do now? He was really tired and He knew the disciples were too. Would He tell them all to go home because He was tired? No, Jesus didn't want to do that.

Instead, Jesus got out of the boat and began to teach them about God. The people gathered around Jesus. They listened to Jesus for a long, long time. Soon it was getting dark. Now all these people were probably really hungry. Jesus' disciples began to wonder how all those people would get their dinner. It would take them a long time to walk back home from the other side of the lake.

So Jesus' disciples said, "Jesus, maybe we should ask these people to go home now. It's getting late and they need to eat."

But instead of sending them home, Jesus said, "Why don't you give them something to eat?"

Jesus' disciples did not know what to do. There were thousands of people. Imagine you are at a picnic with all the church brothers and sisters. How many hamburgers, hot dogs or sandwiches would you need? Probably a lot, more than we could count. Now, this crowd was bigger, much bigger than the church members put together. How could the disciples feed them all?

Jesus' disciples said, "It would take a lot of money to feed everyone here. And there is no place nearby to buy that much food!" They didn't know what to do!

Jesus answered them, "Does anyone in the crowd have any food? Go and find out."

After searching for a while, the disciples found a young boy who had some food. They said to Jesus, "A boy here has five little loaves of bread and two fish." But how could five small loaves and two fish feed all the people?

Jesus Feeds the Five Thousand

"Tell the people to sit down in groups on the

grass," said Jesus. What do you think Jesus was going to do? The disciples and the crowd didn't know what Jesus was going to do. But they listened to Him and sat down on the grass in groups.

After everyone was sitting on the grass, Jesus took the basket of bread and fish. He held some bread in His hands. He looked up toward heaven and prayed. What do you think Jesus was praying about? (Allow time for students to answer.) Jesus thanked God for the food. Even though there wasn't a lot, He still remembered to give thanks to God because it is God who gives us all the blessings. Then He broke the five loaves of bread and two fish into smaller pieces

The People Are Full

With their baskets of bread and fish, the disciples walked up and down the rows and rows of people. Each person took some bread and fish, but after they took some, there was always more left in the baskets! It was as if the baskets never got empty.

The disciples kept giving out the bread and fish until everyone had food to eat. And everyone ate until they were full. After the disciples were sure that everyone had eaten, they put down their baskets.

They were amazed when they looked into them. Each basket was still full of bread and fish. How could that be? The young boy only had five loaves of bread and two small fish to share. But now, after everyone had eaten, there was still twelve baskets of food leftover.

All the people knew that Jesus had performed a miracle. A miracle is something amazing that only Jesus, the Son of God, could do! None of us could make five loaves of bread and two fish turn into so much food that thousands of people could eat and be full. The people really thanked God. They thanked God because they could learn from Jesus. They also thanked God that Jesus took care of them by giving them food to eat when they were hungry.

We learned from today's lesson that Jesus is powerful and can do wonderful things! He can do great miracles like make people well and feed five thousand people with just a little bit of food. We also learned that Jesus never forgot to thank God for everything. Before He passed out the food, He first prayed to God for His blessings. We should also remember to thank God for all our blessings, great or small because everything comes from God.



Check For Understanding

1. **Why did Jesus and His disciples get into the boat?** (They wanted to row to the other side of the lake and find a quiet spot to rest.)
2. **What did Jesus and His disciples find waiting for them when they got to the other side of the lake?** (They saw a huge crowd because the people wanted to hear Jesus talk about God.)
3. **When it began to get late, what did the disciples ask Jesus?** (They asked Jesus to tell the people to go home so they could eat dinner.)
4. **How much food did the young boy have to share?** (He had five loaves of bread and two

fish.)

5. **What did Jesus do with the bread and fish?** (He thanked God and then broke the bread and fish into pieces. There was enough to feed everyone there.)
6. **Was there any food left over?** (Yes.) **How much food was left over?** (There were twelve baskets of food left over.)
7. **Jesus prayed before giving the food to the people. Jesus' prayer reminds us to pray. God is pleased to hear our prayer of thanksgiving before each meal. We should thank God for all the ways He takes care of us. What can we say to thank God?** (Encourage your students to thank God for the food by practicing together what they can say. Go through the actual prayer from beginning to end so that each student becomes familiar with what to say.)



Life Application Story

Thank God For This Food

The bell rang and many children walked out of their classrooms. It was lunch time at school. Juan and his best friend, Nick, stood in line to get their lunch. Juan couldn't wait for lunch today because it was his turn to buy hot lunch. His mom let him buy it sometimes. He always looked forward to these lunches. When it was their turn, the two friends each took a tray and filled it with the food they wanted. Juan picked spaghetti, corn, an apple pie and a carton of white milk. Nick also got what he wanted and they walked outside. It was a nice day so they were allowed to sit at the picnic tables outside instead of the cafeteria.

"Let's sit down here," Nick said.

"Okay," Juan said.

They found a nice, shady spot not too far from the playground. After they sat down, Nick picked up his fork and dug in.

"Boy, am I hungry," Nick said as he slurped up his spaghetti. He looked up at Juan and saw that his friend had his eyes closed. Then Juan opened his eyes and began to eat.

"Juan, why do you always close your eyes before you eat?" Nick asked.

"I am praying to Jesus," explained Juan.

"Why?" asked Nick.

"Well, at church, the teacher teaches us to pray before we eat."

"Why?" asked Nick again.

"I am thanking Jesus for giving me this good food to eat," Juan said.

"Jesus? I've heard of Him. But you got the food from the cafeteria," Nick said.

"I know, but my mom says that Jesus made the apples grow so we can make apple pie. She also said He makes corn grow so we can pick them and cook them. So we have to thank Him," Juan said.

"I never thank Jesus for my food," said Nick as he drank his milk.

"Well, my whole family thanks Jesus for food all the time. We always pray before we eat," explained Juan once again.

"Does He really hear you?" asked Nick.

"I think so. That's what my mom and dad say."

"But you just close your eyes. I don't hear you say anything," said Nick.

"My mom says it is okay to thank Jesus in my heart but at home I say it out loud."

"What do you say?" asked Nick.

"I say, 'In the name of our Lord Jesus Christ we pray. Thank you Lord Jesus for the food. Amen.'"

"Hmm, it sounds hard," commented Nick.

"Yeah and sometimes I forget to do it. But now, I remember, well, most of the time," admitted Juan.

"Well, this is good food. I guess we should thank Him," said Nick.

"Yeah, and spaghetti is my favorite!" said Juan as he slurped up the noodles.

Questions to Think About:

1. **Why did Juan close his eyes at lunch?** (Juan was thanking Jesus for the food.)
2. **Why did Juan thank Jesus for the food?** (Because Jesus is God and He makes all the food grow.)
3. **What does Juan say when he thanks Jesus?** ("In the name of our Lord Jesus Christ we pray. Thank you Lord Jesus for the food. Amen.")
4. **When can we give thanks to Jesus for our food?** (Allow students to answer.)
5. **What can we say when we want to thank Jesus (or say grace) for the food we are about to eat?** (Allow students to answer; encourage the students to each say it one time so they can practice.)
6. **Juan says he sometimes forgets to pray to thank Jesus. Do you forget sometimes? How can you remember to say grace by yourself?** (Allow students to answer; brainstorm ideas to help students.)



Activity 1

How Much Food is There?

Look at the picture of the boy holding the food. How many loaves of bread are there? (5) How many fish did the boy share? (2) Write the numbers in the boxes.

How many baskets of food were left over after everyone ate? Find all the baskets hiding in the picture and circle them. (12 baskets)



Activity 2

Thank You For the Food Place Mats

Materials:

1. construction paper
2. pencils, crayons and markers
3. clear self-adhesive vinyl (to act as a laminate)

Directions:

1. Provide each student with a piece of colored construction paper (light colors might be better for drawing on).
2. Have the students draw a picture that will remind them to thank God for all the wonderful food they eat each day. For example, they could draw a table with different foods on it, or they could draw a variety of food on the paper.
3. On the paper, also leave some room so that each student can write, "Thank you Lord Jesus for giving us all the food."
4. When the students have decorated and colored the place mat, stick a layer of the clear self-adhesive vinyl over the construction paper to make it more durable. Encourage the students to use their place mats at home to remind them to say grace before each meal. The vinyl coating will also help with easy clean up should the students have a spill.



Activity 3

Thank You Poem

Materials:

1. large poster board
2. markers
3. tape

Directions:

1. In this activity, the students will all help to create a "Thank You" poem.
2. Tape the poster board to the white board.
3. Brainstorm with the students the things they are thankful for (e.g. family, food, friends, Jesus, church).
4. Now help the students put their ideas into sentence form. The sentences don't need to be fancy, nor do they need to rhyme. The teacher and students can be as creative as they want to be. Below are some sample poems:


Thank you Lord, for everything.
 For summer, fall, winter and spring.
 For Mom, and Dad and brother and sister.
 For friends and all the things in nature."

Thank you Lord, for giving us Jesus.
 Thank you Lord, for my great family.
 Thank you Lord, for loving me.
 I will always remember your blessings.


5. Once the poem is complete, the teacher can write the words on the poster board. The students can each have a turn to decorate the white spaces left on the poster board to reflect their words on the poem.
6. Hang their poem in the room so that the students are encouraged to always thank God for all the wonderful things they have in their lives.

Activity 2:1

How Much Food is There?



How many loaves of bread are there?
How many fish did the boy share?
Write the numbers in the boxes.



How many baskets of food were left over after everyone ate? Find all the baskets hiding in the picture and circle them.

Jesus Blesses the Children

Overview



Materials You'll Need

- large paper plates
- colored construction paper
- scissors
- paper fasteners
- markers
- white paper



Scriptures

Mk 10:13-16

Bible Truth Objective(s)

God is loving and compassionate; He loves all who come to Him

Behavioral Objective(s)

To know Jesus loves the children and that He is their friend; they can talk to Him anytime in prayer

Memory Verse

"Let the little children come to Me."
(Mk 10:14)



Bible Knowledge

Children of God

In today's lesson, many people brought their children to Jesus, hoping He could touch them. They had probably heard of Jesus' power and wanted Him to bless the children. When the disciples saw the young children, they assumed that Jesus was too busy and too important to deal with them. So the disciples tried to send them away. However, when Jesus saw what they were doing, He quickly rebuked them. He said, "Let the children come to Me, and do not forbid them; for of such is the kingdom of God." Jesus said this to demonstrate several things.

First, He wanted people to know He came to the world to save everyone. No one was too small or unimportant for the kingdom of heaven. There are many examples in the Bible where He showed His care for the needy, the outcasts and the sinners. Truly He had come to offer salvation to all mankind.

Second, Jesus wanted the people to understand that believers need to exhibit the characteristics of a child in order to obtain eternal life. Children are

trusting, eager to learn, and depend completely on their parents. Similarly, Jesus wants us to trust Him. He wants us to recognize that He is our true source of strength. When we need help, we can always go to Him. In addition, He wants us to be eager to learn from Him, to grow in knowledge and spirit. Only when we are filled with the word of God can we understand the mysteries of His kingdom. He is also our Father in heaven. Just as children depend on their parents, we should rely on God and accept His teachings and guidance. When we are able to demonstrate these child-like attitudes, then the kingdom of God will be ours.

Lastly, Jesus wanted to emphasize our special status as the children of God. Though we were separated from Him because of sin, when we choose to believe, repent, and be baptized, we can once again become the children of God (Eph 5:8). We are all created by God, in His image. We need to remember that privilege and live a life worthy of His calling.



Understanding Your Students

Children in today's society are materially blessed. They are showered with the latest toys and gadgets. They own brand name clothing. Their rooms are filled with various electronic entertainment equipment. This is partially because parents feel that they are giving to their children things they were not able to have when they were growing up. By doing this, parents feel they are making their children happy. Of course, children love toys and video games. But we often forget that what our children really want and need is our attention and time.

When Jesus was on earth, He didn't shower children with gifts or bribe them to get them to come to Him. He understood what they needed most, and made Himself available to them. We can tell they were attracted to Jesus because they were often surrounding

Him. Otherwise, the disciples would not have had to try to keep them away.

In our busy lives, it is easy to send our children off to play by themselves with all their toys and games. While they may seem content, in the long run, it can be detrimental to their growth. We are their role models. We are the ones whom they look up to. They will notice the difference when grown-ups spend quality time with them. We don't necessarily have to set aside a huge amount of time. We only need to be consistent. Each night before bedtime, for example, we can read the Bible together and share what our day has been like. Or in the mornings, we can pray together before heading off to school or work. On the weekends, we can make an effort to play with our children, even if it is only an hour of uninterrupted time. Our gift of time speaks volumes about our love and willingness to build a meaningful relationship with our children.



Vocabulary

Disciples

the followers and believers of Jesus Christ

Bless

when Jesus blessed the children, He probably said He wanted many good things to happen to them



Before You Teach

Jesus said, "Assuredly, I say to you, whoever does not receive the kingdom of God as a little child will by no means enter it" (Mk 10:15). As Jesus blessed the children who had been brought to Him, He emphasized that only those who are like infants can enter into the kingdom of heaven. Of course, Jesus did not mean for His followers to stay young and immature. Rather, He said this because young children are innocent, trusting and thirsting to learn. These are the kinds of qualities God seeks in His people. But how can we maintain this child-like innocence in today's age? How can we depend on God when we are taught to only depend on ourselves? In our fast-paced society, how can we slow down and take time out to spend with God so that

we may grow spiritually?

Though it is difficult, it is vital that we set aside time each day to meditate on the words of God and pray to our heavenly Father. These are the only ways through which can we remain connected to God and recognize our true source of strength. When God is a part of our daily lives, we will naturally rely in Him in all circumstances. He will not only be our God on the Sabbaths or during family services. Spending time with God regularly also allows us to reflect on what our faith was like when we first received Christ. Although our roots may not have been deep and we may not have known many Bible verses or stories, we were eager to learn. Our minds were like a sponge, ready to soak up God's teachings and words. When we renew ourselves each day, God will dwell within us and be our guidance and stay. Then we may grow in the image of our Lord Jesus.



Bible Story

Jesus Fed the Five Thousand

We learned from the last lesson that Jesus fed five thousand people with just a little bit of food. It was a great miracle because only Jesus could do something like that. A big crowd of people had followed Jesus to listen to His teachings. But when it got late, Jesus knew the people were hungry. He did not want to send them home hungry. The disciples said that there was not enough food there to feed so many people. Do you remember how much food a boy had to share? He had five loaves of bread and two small fish. Jesus took the food and blessed it. Then He started to break the bread and fish into pieces. Jesus gave the pieces to the disciples. The disciples passed out the food until everyone was full. That is amazing. Even after everyone had eaten, there were still twelve baskets of food leftover. Jesus performed this miracle to show everyone He is powerful. He can make anything happen, even when it seems hard or impossible for us. We also learned that Jesus loved the people. He knew they were hungry but they did not have food to eat. He took care of their needs by giving them food. Jesus always takes care of the things we need when we follow what Jesus tells us to do.

How do you know Jesus loves you too? The Bible story today tells us about how Jesus loves children.

Jesus Shows His Love for Everyone

After this great miracle, Jesus and His disciples continued to go around to different places to tell more people about God. They also helped the people they met. A lot of people had heard of Jesus and all the great things He had done. Some people probably talked about Jesus.

"Have you heard about Jesus? He makes the sick well. I heard He made a lame man walk and a blind man see! He is wonderful," someone said.

"He loves everyone, He is really nice," other people said.

"He is very kind too. He was kind to me and helped me," another person said.

"He tells lots and lots of stories about God, too!" others said.

As the grown-ups talked about Jesus and all the wonderful things He had done, the children were probably listening too. Sometimes, when our parents talk, we also listen to what they are saying.

Some of the boys and girls who had heard these great things about Jesus wished they could see Jesus too.

Jesus Is Coming to Town

One day, in a town, the people heard that Jesus was coming to tell them about God. He was going to be there very soon. The people were excited. The children were excited too because their parents were going to bring them along. They couldn't wait to see Jesus.

Then the people heard that Jesus was already in town. So the parents gathered their children and they walked to where Jesus was teaching the people about God's kingdom. Soon, they saw a large crowd of people. Jesus was probably surrounded by all the people who wanted to meet Him and hear Him speak. There really were a lot of people.

Some of the disciples standing near Jesus saw the parents and children coming towards them.

The disciples said to the parents, "Go away! Jesus is very busy talking with other people. He doesn't have time for all these children."

The parents were sad when they heard this. The children must have felt sad too. They had been so excited as they walked to meet Jesus. They really wanted to talk to Jesus. But now, the disciples said Jesus didn't have time for them.

Jesus Blesses the Children

As the families started to walk away, they heard a kind voice saying, "Don't send the children away! Let them come to me!"

Can you guess who said that? It was Jesus! Jesus had seen His disciples trying to send the children and their families away. But Jesus wanted to talk to the children. He wanted them to come to Him.

The children and their families felt very happy as they quickly went to Jesus. All the other people who had been standing around stepped back and let the children through. Jesus opened His arms and welcomed all the children. All the children could tell that Jesus loved them. He was their friends!

Then Jesus said, "People who want to enter

into the kingdom of heaven must be like these little children." Do you know why Jesus said that? He said that because He wanted the people who were listening to Him to know that His followers must love Jesus the way the children did. The children were excited to get to know Jesus. We should be excited too when we come to church so that we can learn more about Jesus. As the children gathered around Him, Jesus held them in His arms and blessed them.

We learned from today's story that many chil-

dren went to see Jesus. The disciples thought that Jesus did not have time for young children. But Jesus told the children to come to Him. That means Jesus had time for them. Jesus always makes time for people who want to know Him because He loves them. Even though we can't see Jesus the way the children did in the story, we know we can always talk to Him when we pray. He will make time for us too because He loves us and He is our friend.



Check For Understanding

1. **Who were the parents and children going to see?** (Jesus Christ.)
2. **What did the disciples do when they saw the children coming towards Jesus?** (The disciples told the parents to take the children away because they thought Jesus was too busy with other people.)
3. **How do you think the children felt when they couldn't meet Jesus?** (They were probably very sad.)
4. **What did Jesus say to the parents and children?** (He told them to come to Him. He wanted them to know He always had time for children and He was their friend.)

5. **What did Jesus do as the children gathered around Him?** (He blessed them.)
6. **How do you think the children felt after they got to see Jesus?** (They felt happy; they knew He was their friend and He loved them.)
7. **How do you know that Jesus loves you?** (Allow students to answer. Some possibilities: He gives us families, He provides us with food, He gives us nature to enjoy.)
8. **We can't see Jesus the way the children did in the story. How can we get to know Jesus? How can we be with Him?** (Allow students to answer. We can pray to Him, go to church, attend class and read the Bible. Jesus is always our friend.)



Life Application Story

God Is Always Ready to Listen

Michelle couldn't believe her ears! She had been picked to be the queen in the class play. She was so excited she couldn't wait to tell everyone, especially her mom. Mrs. Marsh knew how much she had wanted to be the queen. She really wanted it to be the end of the school day so that she could go home and tell her mom all about it. For the rest of the day, her friends kept telling her she was going to make a great queen.

Finally, the bell rang and Michelle rushed out

the door with her backpack. She walked as quickly as she could to the sidewalk and waited for her mom. She looked around but couldn't see her. As she scanned the parking lot, she saw someone who looked like her grandmother. As the old lady walked closer, Michelle realized it was her grandmother.

"Grandma!" yelled Michelle, as she gave her a hug. "What are you doing here?"

"Well, a sister from church called your mom this morning and needed some help. Your mom is helping her now. She didn't think she could make it on time to pick you up, so here I am!" replied Michelle's grandmother.

"Oh, that means I will have to wait to tell her about my great news," said Michelle.

"Well, maybe your mom will be home by the time we get back. She did say she was almost done. What's the good news, anyway?" asked Michelle's grandmother. As they walked, Michelle told her grandmother all about her part in the play.

"I am so excited, I think I am going to have a hard time sleeping tonight," said Michelle.

"I can see that," said her grandmother. "Well, we are almost home. Maybe your mom is waiting for you."

Michelle ran past four houses and up the driveway to her house. She didn't see her mom's car. Maybe she parked it in the garage today, thought Michelle. As she thought about how to tell her mom, her grandmother came up the walkway and opened the front door. Michelle ran past the door, and threw down the backpack.

"Mom, are you home? I have some great news to tell you!" yelled Michelle, as she went from room to room.

But after looking around the house, there was no sign of her anywhere. Michelle was a bit sad. She was so excited, she wanted her mom to hear all about her great news.

"I guess I will have to wait to share my news," said Michelle.

"Well, you don't really have to wait. There is someone else who would love to hear your news," said Michelle's grandmother.

Michelle looked surprised. There was no one else in the house. Who else could she tell now?

"Who are you talking about, Grandma?" asked Michelle.

"I am talking about God, Michelle. He is your friend too and I am sure He would love to hear all about your play," explained her grandmother.

"God?" thought Michelle. She hadn't thought about that. Michelle's grandmother continued to speak.

"You know, we always think about God when

we have problems we want Him to help us with. Remember last week, we prayed for Mrs. Dobson because she wasn't feeling well? God listens to our prayers when we have hard times. But He also listens when we are happy and have exciting things we want to share with Him."

"Do you mean I should just kneel down and tell God the good news?" asked Michelle.

"Well, why not? He is our friend. He wants to hear about all the good things and the bad things that happen to us. When no one is around, we can be sure that God is always waiting to listen to us," said Michelle's grandmother.

"Okay, Grandma. I will pray to Him. I am so excited that I really want to tell somebody and I don't know when Mom will get back. Will you pray with me too?"

"Of course."

So Michelle and her grandmother went to the living room, knelt down and began to pray to God to tell Him all the news.

Questions to Think About

1. **Why was Michelle so excited?** (She was chosen to be the queen of the class play.)
2. **How did Michelle feel when she realized her mother wasn't home yet?** (She was a bit sad because she really wanted to tell her mom the good news.)
3. **Michelle's grandmother told her she could tell God the good news because He is our friend. He is always ready to listen to us. What is something you have prayed to God about?** (Allow students to share. Take note to see if they are mostly "problems." Encourage the students to pray to God too when they are happy and thankful.)
4. **How do we know that God is our friend?** (Allow students to answer.)



Activity 1

Jesus Loves the Children

Help the students fill in the blanks (Jesus loves the children). Have the students color the picture. They can also draw themselves in the picture.



Activity 2

What Kind of Children Does Jesus Love?

Look at each picture. Share each situation with the students and talk about why Jesus loves these children. Also share the key words for each picture.

Honest- "I broke the vase by accident. I am sorry."
Obedient- "I always hold hands with my mom or dad to cross the road."
Helpful- "I help clean the dishes or table."
Cheerful giver- "I am happy to share my things."



Activity 3


Jesus Makes Time For Me Clocks

Materials:

1. large paper plates
2. colored construction paper
3. paper fasteners
4. markers
5. scissors

Directions:

1. Give each student a paper plate. It will be easier if the teacher can pre-mark each plate with short lines to indicate where the numbers go for the clock.
2. Help them write the numbers 1-12 for the clock using a dark-colored marker.
3. In the middle of the plate, help students write, "Jesus Makes Time For Me."
4. Using the construction paper, cut out two hands (one longer than the other) for the clock.
5. Help the students fasten the hands to the clock. They can set the clock to a certain time (e.g. when they pray at night).
6. Encourage the students to hang their clocks so that they will remember that Jesus always makes time for them, just like in the Bible story. When they need to talk to Him, He will listen to them.



Optional Activity

Jesus Loves the Children

Materials:

1. white paper (one per student)
2. crayons or markers

Directions:

1. Give each student a sheet of white paper. Have them draw a self portrait. For added fun, they can trade papers and draw their friends.
2. After they have colored their portraits, hang them under a banner that reads, "Jesus Loves the Children."

Activity 3:1



Jesus loves the

C _ _ _ _ _ .

Activity 3:2


What Kind of Children Does Jesus Love?

Look at each picture. Share each situation with the students and talk about why Jesus loves these children.

HONEST




"I broke the vase by accident. I am sorry."



OBEDIENT


"I always hold hands with my mom or dad to cross the road."

HELPFUL



"I help clean the dishes or table."

CHEERFUL GIVER



"I am happy to share my things."

Jesus Is Our Good Shepherd

Overview



Materials You'll Need

- sheep pattern
- cardboard
- white cotton balls
- scissors
- glue and tape
- white chenille wires



Scriptures

Lk 15:3-7; Jn 10:14

Bible Truth Objective(s)

Jesus is our Shepherd; He always guides His sheep and takes care of their daily needs

Behavioral Objective(s)

To recognize and list the blessings God has given us; to thank God for all our blessings

Memory Verse

"The Lord is my shepherd." (Ps 23:1)



Bible Knowledge

Sheep and Shepherds

From the beginning, the Israelites have kept sheep. In fact, the very first shepherd was Abel (Gen 4:2). In ancient times, sheep were very important commodities, and they represented wealth. From sheep, people obtained meat and milk for food, wool and skins for clothing, and horns for flasks and trumpets. Sheep were also used in sacrifices to God. They were offered as burnt offerings (Lev 1:10), sin offerings (Lev 4:32), guilt offerings (Lev 5:15), and peace offerings (Lev 22:21).

In this parable of the lost sheep, there were one hundred sheep. This was considered a medium-sized flock. Larger flocks could consist of over three hundred animals. In any case, a shepherd's job was not easy. A shepherd had to lead the sheep to water and pasture during the day. At night, he had to count and guard the flock, sometimes in the open fields. A shepherd could not have true rest since he was always on the lookout for wild animals.

In the New Testament, Jesus Christ spoke of Himself as the Good Shepherd who knew His sheep and would lay down His life for them (Jn 10:7-18). Jesus also commanded Peter to feed His sheep (Jn 21).

Jesus made it clear in the parable of the lost sheep that He is a friend of the lost. That is why He often associated with the outcasts and despised groups of society. Jesus especially wanted to tell this parable to demonstrate the lengths to which He, a good shepherd, is ready to go to recover the straying sinner.



Understanding Your Students

Four- and five-year-olds are still too young to comprehend the deeper spiritual significance of the parable-- God's concern for those who are lost in sin. But your kindergartners can begin to understand how God's love is like that of a shepherd's and we are like His sheep.

Take time to talk about what shepherds do and how hard their jobs are. It is almost a 24-hour job because the sheep need protection from wild animals that could attack at any time. This is because the sheep are not very smart nor can they protect themselves. The sheep also need to graze and drink so the shepherd has to constantly make sure they have enough food and water. Also talk about how safe the sheep would feel, knowing that the shepherd is hard at work, taking care of

them. After the students have a pretty good understanding of the relationship between a shepherd and his sheep, relay that God is like a shepherd. He does not sleep and is always there watching over us, His sheep. Just like the real animals, He does not stop caring for us and taking care of our needs. To help the students grasp the concept, discuss concrete examples of how He provides for our needs (e.g. we have food to eat, just as the sheep had grass and water; we have a house to live in, just as the sheep have a sheep pen). And just like the one lost sheep, if we need help, God will come to look for us.

Although this is an abstract relationship for young students to really comprehend, over time, with clear explanations, they will come to know Jesus as their Good Shepherd.



Vocabulary

Shepherd

someone who looks after sheep

Secure

to be safe

Celebrate

to have a party, where people have fun and a good time



Before You Teach

Have we ever really thought deeply about how much our heavenly Father loves us? Sometimes, it is hard to truly appreciate all that God has done for us because our relationship with Him isn't something we can always "see." That is why in the New Testament, Jesus Christ often uses parables and stories to illustrate God's love for His children.

One such example is the story of the shepherd and his lost sheep. The shepherd was the keeper of one hundred sheep. He worked hard daily to take care of all their needs. And when he lost one of them one day, he became frantic and did not stop looking for that sheep. When we read the story, it seems matter-of-fact that the shepherd should do his best to find that sheep. But let's take a moment and really think about that situation. If we had one

hundred of something and lost one of them, we might be a bit sad. We might even try very hard to look for it at first, but we would likely comfort ourselves with the fact that we still had ninety-nine left. And after a while, we would probably stop searching and move on. But in this story, Jesus clearly tells us that for the sake of even one lost soul, God will not give up, even if it means taking our whole lifetime.

Before we became believers, we may not have even realized how much God has loved us. We take our blessings for granted, and our good fortune as a part of life. Yet during that entire time, God has been looking for us, hoping that we can return to Him. And when we confess that Jesus is our Lord and Savior, it is a very sweet time because then we come to know all that God has done for us.

Let us always remember God's love and grace so that we may be renewed daily with His strength and guidance.



Bible Story

What Shepherds Do

Play a short game before class. Before the children arrive hide a stuffed/plush sheep somewhere in the room. The teacher can play the role of the shepherd, looking for the lost sheep and calling for the sheep to come. The shepherd can then ask the children if they saw his lost sheep and ask them to help him find the sheep. When the sheep is found, the children can help bring the sheep back to the class to listen to the story.

(Hold up a picture of a shepherd.) In that game we just played, I was a shepherd. Who can tell me what a shepherd does? That's right, he takes care of sheep. Sheep are very cute and beautiful creatures made by God. They need a shepherd to protect them from wild animals, like wolves that want to eat them, and also to help them find grass to eat and water to drink. A shepherd's job is not always easy since he always has to watch the animals. What does the shepherd do if his sheep are lost? Let's imagine the shepherd had all of his sheep except for one. Do you think the shepherd would go looking for just one sheep? (Allow for opinions. Don't be upset if a child says the shepherd would not look for the sheep, since he still has others. The children will soon hear the Bible story.) Sometimes, one of the sheep will have their nose down to the ground, eating peacefully. As the sheep eats, it might begin to walk to find more grass and wander away from the other sheep. Whenever this happens the shepherd needs to find it and bring the lost sheep back to where he belongs.

In today's class, we are going to hear a story that Jesus told about a shepherd who lost one of his sheep. We learned from other lessons that Jesus taught people about God and His kingdom. One of the ways Jesus liked to teach people was through story telling. The Bible records many stories that Jesus told. Today we will hear about one of them.

The Good Shepherd

There was once a shepherd who looked after one hundred sheep! That is a lot of sheep for one man! But he loved them and took great care of them all. Every day, he would lead them to places

where they could find fresh green grass to eat and clear water to drink. He kept watch over them in case wild animals attacked any of them. He would never leave them alone. He would spend all his time with them. But those are not the only things he had to do. Every night, the shepherd would bring his sheep back to the sheep pen. (Explain that the sheep pen is where the sheep are kept.) He would count each of his sheep as they went into the pen. After making sure all one hundred sheep were together, safe and sound, he would lock the gate securely. That would keep the sheep safe at night. Because the shepherd spent so much time with the sheep, he knew every single one of them really well, even though there were one hundred of them. If he ever ran into another shepherd and his sheep, he would still be able to tell which ones were his. There was no way he would get them mixed up! The sheep also knew the shepherd because they spent every day with him. They knew his voice, and all he ever had to do was call out and the sheep would follow him.

The Shepherd Looks For His Lost Sheep

One day, probably after a nice warm day of eating flowers and grass, the sun was beginning to set. It was time to take the sheep back to the pen. As usual, the shepherd started counting his sheep; 1, 2, 3, 4, 5... 98, 99...! Oh no, what happened to the hundredth one? The shepherd looked around. There was one sheep missing! Even though he had one hundred sheep to take care of, the shepherd knew just which little sheep was lost because he knew all of his sheep. So what do you think the shepherd did? First, he put the ninety-nine sheep in the pen so they would not get lost. Then he went looking for this little sheep. He went searching and calling. It was probably getting dark too so it was not easy to see the way. But he went back along all the paths and the fields that they had been on that day, calling and listening really hard to hear a little "baaaa." The shepherd was probably feeling very worried and anxious. What if there was a wolf who saw the sheep first? The wolf might chase the sheep and eat it for dinner. Even though it was only one sheep, this sheep was like a friend. He knew the sheep well and did not want anything bad to happen to it. The shepherd did not give up and he kept walking and calling.

The Lost Sheep Is Found

As the shepherd called out, he heard the softest noise. He stopped moving and listened again. There it was! He could hear a little “baaaa.” He ran over to where the sound came from and looked all around. It was probably not a big sheep so the shepherd had to look very very hard. Then saw where the little sheep had wandered. The shepherd was so happy when he saw the sheep that he shouted, “There you are! You were lost, but I found you!” The shepherd gave the sheep a big hug.

“I’m going to pick you up, and carry you back home.”

The shepherd put him over his shoulders and the little sheep felt safe and secure again. The shepherd carried the sheep all the way home, back to the pen where he was safe with all the other sheep.

The shepherd was happy because he had found his lost little sheep. He was so happy that he called all his neighbors and his friends together and said, “My sheep was lost but now it is found!” They

were all so happy for him too and celebrated with Him!

Jesus Is Our Shepherd

Why do you think Jesus told this story about the lost sheep? Jesus told this story because He wants us to know how much He loves us. In the last lesson, we learned how much Jesus cared about the children. He wanted them to be near Him. We also know that Jesus loves all the people. In this story, there were many sheep. We are like the sheep. But the sheep need someone to look after them and love them. Jesus loves us very much so He is like our shepherd. He always watches over us and makes sure we are okay. When the shepherd in the story lost one sheep, he wanted to find that sheep. Jesus is telling us the same thing. If we are lost, Jesus will also come and find us. He loves us so much that He would never leave us alone. We can trust Him, just like the sheep trust their shepherd. So let’s remember that Jesus is our Shepherd.



Check For Understanding

1. **What does a shepherd need to do?** (He needs to take care of his sheep, feed, and protect them.)
2. **How many sheep did the shepherd have in this story?** (100)
3. **How many sheep went missing?** (1)
4. **What does a good shepherd do if his sheep is missing?** (He would find the lost sheep.)
5. **How do you think the shepherd felt when he found his lost sheep?** (He felt really happy.)
6. **Who came to celebrate with the shepherd after he found his sheep?** (His neighbors and friends.)

7. **Why did Jesus tell this story?** (He wants us to know that He loves us very much. He is like our Shepherd and we are His sheep. He always watches over us and takes care of us.)
8. **God loves us and takes care of us. He loves us the way a shepherd loves his sheep. That’s what the Bible means when it says, “The Lord is my Shepherd.” We are not real sheep, but it means Jesus cares for us and looks after us just like how a shepherd cares for his little sheep. Can you think of some ways God cares for us?** (Allow students to answer. Some possibilities: He gave us parents, and our parents take care of us. We can be thankful that Jesus will never leave us, but is always protecting us like a Good Shepherd.)



Life Application Story

A New Family

One day, Juan was playing outside on the front lawn. His mom was sitting on the bench on the porch, reading a magazine. Ricky, his older brother, had gone to basketball practice so Juan decided to play with his new marble collection outside. As he was lining up his marbles, he saw a big red truck pull up to a house three houses down.

There was a new family moving into the house! Juan saw a mother and a boy, and a large yellow dog. Two big men helped them move in their things. Juan watched for a while but then he had to go in and do some homework.

A little while later, Juan's mom called him.

"Juan, let's go introduce ourselves to the new neighbors and welcome them!"

"Okay. I want to go and see their dog. He looks friendly," said Juan as he put on his shoes.

"Yes, and it looks like there might be a new friend for you to play with too," said Mrs. Lopez as they walked out the door with a plate of fresh, yummy brownies. Juan grabbed his mom's hand as they crossed the road together.

As Mrs. Lopez was about to ring the doorbell, a lady came out from the backyard door, holding a big box.

"Hi, you must be the new neighbor. I am Mrs. Lopez and this is my son, Juan," Mrs. Lopez said.

The lady put down the box and wiped her hands on her jeans.

"Hi, it's nice to meet you. I am Lisa Roberts. Wait, there is someone I would like you to meet," Mrs. Roberts said.

"Joseph! Come down and meet our neighbors."

After a few seconds, a boy with black hair came out with the big yellow dog following close behind him. His head hung down and he didn't say anything. He stood next to his mom.

"Joseph is still sad that we had to move. He is missing his friends," Mrs. Roberts explained. Then she turned to Joseph and said, "Joseph, why don't you show Juan where your room is? I am sure he would love to see all your things."

Juan patted the big yellow dog on the head as

the two boys headed inside the house.

As they walked, Juan said to Joseph, "Are you sad, Joseph?"

Joseph replied, "Yes, I miss my friends."

Juan smiled and said, "Don't worry, you can make some new friends! I can be your friend. And I have a big brother too, but he's at basketball practice now."

For the first time, Joseph smiled back at Juan and led him up the stairs to his room. In his room was a bed, a desk and many, many boxes. Juan saw that there was a poster on Joseph's desk that said, "Jesus loves me." There was even a huge rainbow on it.

"I made that in church," Joseph explained.

"I go to church too," Juan said. "I have a poster that I made too. It's above my bed but mine has a sheep on it. I made it in RE class and it tells me that Jesus is always watching over us and taking care of us because we are His sheep."

The two boys began to take things out of the boxes. They were having a good time unpacking when Mrs. Lopez and Mrs. Roberts came in to check on them.

"It looks like you have a new friend to play with Joseph," said Mrs. Roberts.

"Yeah, I am not as sad now," said Joseph.

"Remember what I told you? Jesus is always watching over us, no matter where we are and He will always give us the things we need. We need to remember to thank Him for all the wonderful blessings He gives us."

Mrs. Lopez agreed and invited their new neighbors to church so that they could all thank God.

Questions to Think About

1. **Why was Joseph, the new neighbor, a bit sad?** (He just moved and missed his friends.)
2. **What did Juan find out about Joseph after he went to see his room?** (He learned that Joseph goes to church, just like he does.)
3. **What did Mrs. Roberts say about Jesus after she saw Joseph and Juan playing together?** (She said that Jesus always gives us many blessings and knows the things we need. We do not need to be sad or worried. He will take care of us.)
4. **What has God done to take care of you?** (Allow students to answer.)



Activity 1

The Shepherd Looks For His Lost Sheep

Review the story of the shepherd and his lost sheep. Read the captions out loud. After each caption, ask the students if the shepherd is happy or sad. Have them circle the right face. How did the shepherd feel at the end?

1. The shepherd looks after one hundred sheep. (happy)
2. Oh no! The shepherd lost one of his sheep. (sad)
3. The shepherd looks every where for his sheep. (sad)
4. The shepherd is very happy he found his sheep. (happy)



Activity 2

How Does God Bless Us?

God blesses us in many ways. Below are some things He has given us. We should thank God for all the wonderful blessings we have. Fill in the blanks.

1. I thank God for my _____ (friends).
2. I thank God for giving us _____ (Jesus).
3. I thank God for my _____ (family).
4. I thank God for the _____ (food).



Activity 3

The Shepherd and His Sheep

Materials:

1. sheep pattern and cardboard
2. white cotton balls (can be purchased at drug stores)
3. glue, tape and scissors
4. white chenille wires (other colors are okay too)

Directions:

1. Provide a sheep pattern for each student.
2. The students should glue the paper pattern onto cardboard to make the sheep more sturdy. They can cut out the sheep pattern.
3. Take two chenille wires and bend them into a

“U” shape, so they will form the two legs.

4. Turn the sheep pattern over and tape the chenille wires to the back of the body. Make sure the loop parts of the legs that are showing are just big enough to fit the students’ index and middle fingers (that is how they can “move” their puppets).
5. Turn the sheep over again. Now the students can glue cotton balls all over the body to give the sheep some “wool.” Make sure they do not cover the face.
6. When the students are finished, the teacher can review today’s story. The teacher can be the shepherd and the students can each be a sheep. They can put their fingers through the leg loops and move their puppets. They can say “Baaa” to pretend they are the sheep. One student can be picked to be the lost sheep. They can choose to hide their sheep somewhere in the room. Then the shepherd will go looking for that sheep. Review the story for as long as the students are interested.
7. Be sure to also talk about how Jesus is our Shepherd and cares for us too.



Fingers will fit in here.

Activity 4:1

The Shepherd Looks For His Lost Sheep

Read the captions out loud. After each caption, ask the students if the shepherd is happy or sad. Have them circle the right face.



1. The shepherd looks after one hundred sheep.



2. Oh no! The shepherd lost one of his sheep.



3. The shepherd looks every where for his sheep.



4. The shepherd is very happy he found his sheep.



Activity 4:2

How Does God Bless Us?



God blesses us in many ways. Below are some things He has given us. We should thank God for all the wonderful blessings we have. Fill in the blanks.

friends
Jesus
family
food



1. I thank God for my _____.

2. I thank God for giving us _____.



3. I thank God for my _____.

4. I thank God for the _____.

Activity 4:3

Sheep Pattern



Mary Shows Love For Jesus

Overview



Materials You'll Need

- beads (for stringing), colored ones and lettered-ones
- child-length shoelaces (thin ones)



Scriptures

Mt 26:6-13; Mk 14:3-9; Jn 12:1-8

Bible Truth Objective(s)

Jesus is worthy of our love

Behavioral Objective(s)

To offer our best and show love toward others; to understand that showing love toward others is the same as showing love to Jesus

Memory Verse

"She has done a good work for me."
(Mk 14:6)



Bible Knowledge

Mary, Martha and Lazarus

Mary, Martha and Lazarus of Bethany were friends of Jesus and they had known Him for a while. Jesus had visited the home of Mary and Martha, where Mary listened to Jesus' teachings (Lk 10:38-42). When Mary's brother Lazarus was sick, she and Martha sent a messenger to Jesus, hoping He would come and heal Lazarus (Jn 11:1-3). Jesus did indeed raise Lazarus from the dead, but only after he had been in the tomb for four days to demonstrate the glory and power of God. From the sequence of events, it was after this miracle that the sisters Mary and Martha prepared supper for Jesus to thank Him for resurrecting their brother (Jn 12:1-2).

John 12:3 records that Mary took a pound of very costly spikenard to anoint Jesus' feet. (The Gospels of Matthew and Mark record that Mary anointed Jesus on the head.) Judas Iscariot claimed that the oil could have sold for about three hundred denarii (Jn 12:5). If that were true, then the

oil would have been worth about a year's wages since a denarii was a laborer's wage for one day (Mt 20:2). Spikenard was in fact a very expensive perfume that was made from plants that grew in the high elevations of the Himalayas. Mary's gift highlighted the great value of Jesus' life.

It was the custom at the time to anoint the heads of guests with oil as they entered the home. That was a way to show honor and respect. So by anointing Jesus' feet, Mary was showing her complete devotion to Him. In addition, in Jewish society at that time, no woman would have appeared in the presence of a group of men with her hair unbound. For Mary to have wiped Jesus' feet with her hair was very unconventional. This act could only be done because of Mary's great love for Lord Jesus.

Normally, a body was embalmed by anointing it with oil and spices after a person's death. Here, Jesus was anointed with the expensive oil before He died. It is not clear if Mary realized that she was anointing Jesus for burial. But in any case, Jesus acknowledged His forthcoming death through her act of devotion (Lk 12:7).



Understanding Your Students

In today's lesson, Mary demonstrated her great love for Jesus by anointing Him with expensive oil and wiping His feet with her hair. The students will probably not understand the value of the perfume, or the significance of her hair. But they can understand that Mary loved Jesus and wanted to show it in a special way.

Throughout the class, talk about the different ways the students can show their love for Jesus. It can be simple things such as picking up a hymn book and returning it to the shelf. God can see how much they care about Him since they are keeping the church clean. And it is not so much what they are doing that pleases God, but the attitude in which they do it. Sometimes, when we ask the children to pick up extra garbage or do more than

another child, they will complain. They might say, "How come he doesn't have to do it?" or "I didn't make this mess, so I don't need to clean it up." Children are especially self-centered, and it is normal for them to care only about themselves. That is why it is all the more critical to foster the correct attitude when doing work for God, even at a young age.

It can be hard, though, for the students to understand what it means to have the right attitude. Try discussing in concrete terms how a person might feel or look like when they are doing things happily for God (eg.. smiling, humming a tune, working hard). Conversely, if they are complaining, they might say certain words, look sad, have a frown on their face or their hearts might be beating fast. These concrete ideas can help the students identify whether they have the right attitude or not as they work for God.



Vocabulary

Custom

something that is done all the time

Perfume

a liquid with a sweet smell



Before You Teach

The Olympics is a widely watched event. Everyone is interested because they want to know who will win the gold medal in the various competitions. Interestingly, in today's advanced technological age, we see that many events are decided by fractions of a unit. Sometimes what separates a gold medal from a silver one is one-thousandth of a second. It is hard to lose that way, but the athletes resign themselves to the fact that this is the way the races are decided. They need to just accept their fate and move on.

Luckily, the kingdom of heaven is not like this. There isn't just one winner, decided by fractions of a second. Many of us want to enter into heaven and

we know that it is not easy to get in. Jesus has said that it is easier for a camel to go through the eye of a needle than it is for a rich man to get into God's kingdom (Mt 19:24). This means those who are chosen are few. However, it is not impossible to obtain eternal life and, more importantly, the race is not given to the swiftest. In fact, it doesn't matter if we come in first, second, or even last. What matters is how we run the entire race. God wants to see, as we live in this world, whether we are more concerned about being number one or demonstrating humility. God wants to see if we are willing to share and make sacrifices instead of just focusing on ourselves. There isn't a clock at the finish line that determines if we win or not. Rather, God is the ultimate and absolute Judge. When we follow in His teachings and ways, we can be confident that we will not be disappointed in the end.



Bible Story

In the last lesson, we learned about a shepherd who looked after one hundred sheep. One day, he lost one of them and he felt very sad. Do you remember what he did? (He went everywhere to look for this one lost sheep.) When he finally found the sheep, he was very happy. He was so happy that he invited his neighbors to celebrate with him. Jesus told this story to teach us that each of us is like a sheep. Jesus is our Shepherd. If we ever get lost, Jesus will come looking for us. He will always be there to guide us and help us, just as a shepherd looks after his sheep. Isn't Jesus a wonderful God? Today, we are going to learn more about Jesus' life and His teachings.

Jesus Is Invited to Dinner

In today's lesson we will be learning about a very special dinner that Jesus was invited to. Have you ever gone to a special dinner? Many of us might have gone to a wedding dinner or a big family dinner at a fancy restaurant. We usually have to wear nice clothes and be on our best behavior. We sit around large tables and eat a lot of great tasting food.

Well, during Jesus' time, at the special dinner Jesus went to, the people did not sit at the table. Instead, they sat leaning on one elbow with their legs stretched out. They sometimes had cushions to lean on to be more comfortable. Have you ever eaten a meal by sitting and leaning on the floor? Let's try leaning down. (Have students recline around a table.) How does it feel? Well, this was the way people ate at special dinners. Let's start the story and see how Jesus was invited to this dinner.

One day when Jesus was travelling from place to place to tell people about God, He went to a place called Bethany. Jesus had many good friends who lived in Bethany and He was invited to dinner by a friend called Simon. Jesus was the special guest at this dinner. Many of Jesus' other friends were invited too. One family that went to the dinner had two sisters and a brother. Their names were Mary, Martha, and Lazarus. They were also very good friends of Jesus and they loved Jesus very much.

Martha and Lazarus Show Love to Jesus

When Mary, Martha, and Lazarus heard that

Jesus was going to be the special guest at Simon's house, they were very excited. Have you ever had a special visitor come to your house? What did you do to help prepare for the visitor? (Allow students to answer.) Maybe your parents cleaned up the house. Maybe they cooked a yummy dinner for everyone. If the guest stayed for the night, then your parents might have had to make the bed so that the person could have a good night's rest. Well, Mary, Martha, and Lazarus wanted to do something special for Jesus too.

Martha and Mary thought about what they could do. They decided that they would go to Simon's house and cook a great meal for Jesus to show Him how much they loved Him.

Their brother Lazarus wanted to show Jesus how much he loved Him too. But what could he do? He decided that he would go to Simon's house and sit with Jesus to talk with Him.

Jesus Arrives at the Dinner

When Jesus arrived, He was glad to find everything ready for Him. Jesus was probably tired and wanted to rest from all His travelling. He was probably hungry too! As soon as He came into the house, a servant brought a pitcher of clean water and washed His feet. This may seem a little bit strange to us but the people did this because it was the custom at that time. A custom is something that people do all the time. For example, we don't wash our feet when we visit a friend's house, but we usually take off our shoes. That is a custom. Jesus' feet were washed to show also how much everyone in the house respected and loved Him.

There were many people at the dinner and everyone was really happy to see Jesus. Remember Mary, Martha, and Lazarus? Remember how much they wanted to show Jesus they cared about Him? So right away, when Jesus sat at the table, Lazarus showed his joy by sitting with Him and talking with Jesus. While Jesus and the other disciples talked, Martha helped to serve the food and drinks. Both Lazarus and Martha were glad they could be with Jesus. Mary was happy too but she wished she could do something really special to show Jesus how much she loved Him.

Mary was probably thinking to herself, "What can I do to show Jesus I love Him?"

Mary thought and thought. Suddenly she

thought of something that she could do. She thought of a special gift she wanted to give to Jesus.

"Jesus should have my special gift. Instead of using it for myself, I will give it to Him to show how much I love Him," Mary thought.

Mary Pours Her Perfume on Jesus

While everyone was busy eating and talking, Mary got her gift and went up to Jesus. Do you know what her gift was? Mary was holding a beautiful perfume bottle. Suddenly all the guests around the table smelled something very sweet. They stopped eating. The air smelled like beautiful flowers. What do you think happened next? Mary was standing beside Jesus. Then she began to pour all of the good-smelling perfume on Jesus' head and feet. After she poured the perfume, she took her long hair and wiped Jesus' feet with it. This may be a bit strange to us but this was another custom to show a guest that he was really loved and respected.

Now this bottle of perfume was very expensive. Mary could have used it on special days like going to a wedding or a special dinner. But she wanted to give it to Jesus to show Him how much she loved him. And she didn't just pour a little and save the rest for herself. She used the whole bottle of perfume. Sometimes it's not easy to give up something you love very much, but Mary was very happy to give her best to Jesus. She loved Jesus more than any expensive perfume! Jesus was also pleased that Mary did this.

However, someone at the dinner didn't think this

was a good idea. He thought Mary had wasted her expensive perfume.

"Why did she put that very expensive perfume on Jesus?" he asked out loud. "She could have sold the perfume for a lot of money and given the money to the poor people."

Jesus heard the man. He knew the man was not happy with what Mary had done. Jesus wanted the man to understand why Mary did this.

"Don't say anything against Mary," Jesus told him. "She has done this because she loves Me. Whenever people hear about Me, they will also hear about how Mary gave Me a very special gift because she loves Me."

We Love Jesus Too

In today's story, we learned about the different ways Jesus' friends wanted to show Him how much they loved Him. Simon invited Jesus to a special dinner. Martha cooked and served Jesus the food. Lazarus made sure he sat with Jesus at the dinner table so that He would have someone to talk to. Mary poured all her expensive perfume on Jesus and wiped His feet with her hair. Each person showed in a different way how they loved Him so much. What can we do today to show Jesus that we love Him a lot too? (Allow time for some brainstorming. We can be kind to others, share our things with others, help others in need, pray to God, etc.) Jesus is happy when we show Him we love Him very much.



Check For Understanding

- 1. Who invited Jesus to his house for dinner?** (Simon.)
- 2. What are the names of the two sisters and brother who showed their love for Jesus?** (Mary, Martha, and Lazarus.)
- 3. What did Martha do?** (She helped to prepare the dinner and served Jesus the food.)
- 4. What did Mary offer?** (She gave her best gift to Jesus, her precious perfume.)

- 5. What did Mary do with the perfume?** (She poured it onto Jesus' head and feet and then wiped His feet with her hair.)
- 6. When Jesus was on earth, He spent His days doing kind things and teaching people about God. Since Jesus had no home of His own, He visited and stayed in the homes of His friends. What would you do if Jesus came to your home?** (Allow students to answer.)
- 7. Although we cannot talk to Jesus, cook for Him or give Him an expensive gift like the others could, what can we do to show Jesus how much we love Him?** (Allow stu-

dents to share their ideas. For example, when we cook for others, share with others what we have or talk to visitors who are new to the church or class, we are

showing Jesus how much we love Him because those are the things He would do too. Jesus wants us to always be kind, generous and helpful.)



Life Application Story

"I Love My Sister More Than My Doll"

One afternoon after school, Cathy was playing with her dolls in her bedroom. She loved her toys and she had a whole collection of dolls that she took care of very carefully.

There was one special doll she had named Samantha. This doll was special because she had used her birthday money from her grandparents to buy the doll. It was the first thing she had ever bought for herself, and the doll was her favorite. Samantha wore a pretty blue dress and had beautiful long brown hair that Cathy could brush with a small brush. At night, Samantha would sleep in a special doll bed that Cathy had made out of a shoebox. The shoebox had a small pillow and a small blanket for Samantha. Cathy had made the box look pretty by painting the outside purple.

While Cathy was playing with her dolls, Rachel came into her bedroom.

"Can I play too?" Rachel asked.

"Only if you promise to be careful with them," Cathy said.

Cathy didn't like Rachel playing with her dolls because Rachel was still little and didn't know how to take care of things. Once, Rachel had taken one of her dolls and cut her hair off because she thought the doll would look prettier with a haircut. Cathy had cried and yelled at her sister but her mom, Mrs. Hayes, had explained to Cathy that Rachel didn't understand that the hair wouldn't grow back. Plus, her mom had told her that she needed to be a good sister and share her things because Jesus would be happy with her.

"Thank you!" Rachel said. Rachel was really happy that she could play with her sister and her toys. Cathy had such nice dolls and her new doll Samantha was so pretty!

After a while, Mrs. Hayes popped her head in to check up on the girls.

"It's so nice to see you play nicely together," Mrs. Hayes said, "Would you like an afternoon snack, girls?"

"Yes, please," they both said.

"Then tidy up the dolls and come to the kitchen," Mrs. Hayes said. "I made some chocolate muffins."

Mrs. Hayes left and both girls began to pack up. Rachel was so excited about having chocolate muffins that while she was putting one of the dolls away she didn't pay attention to the other things lying on the floor. Uh oh! Rachel had stepped on Samantha's purple shoebox bed.

"How could you?" Cathy screamed. "You broke Samantha's bed!"

"I'm sorry," Rachel said. "I didn't see it."

"You're not playing with my toys ever again," Cathy screamed. "Get out of my room!"

Rachel began to cry. She didn't mean to step on the shoebox and now her sister was angry with her. She ran out of the room and down the stairs to find Mrs. Hayes. As she was nearly at the bottom of the stairs she tripped and fell.

"Ouch!" Rachel cried loudly as she felt a very sharp pain in her arm.

Both Cathy and Mrs. Hayes ran to Rachel to see if she was okay. But Rachel did not look okay at all so Mrs. Hayes took Rachel to the emergency room right away.

Later that night, Rachel lay in bed. She had broken her arm when she fell down the stairs. The doctor had covered her arm with wet bandages that dried hard after a little while. The doctor said that the hard bandage was called a cast and it would help her arm get better.

As she lay in her bed, Rachel heard a knock on her door. Cathy walked in with one hand behind her back.

"I'm sorry for yelling at you, Rachel," Cathy said. She hugged her little sister with one arm. "I really thank God you're okay now. I was so scared when you were in the hospital. I want you to have

this." Cathy showed Rachel what she was hiding behind her back. It was Samantha!

Cathy put Samantha on Rachel's bed.

"You are giving this doll to me?" asked Rachel.

"Yes. I talked with Mom and she said that I shouldn't have yelled at you. She also said Jesus doesn't like it when we are angry. He wants us to be kind and nice to others. Mom says that is the same as being kind and nice to Jesus," explained Cathy.

"Thank you!" Rachel said happily, as she looked at the doll lying next to her.



Activity 1

Mary Shows Love For Jesus

Look at the pictures. The story of how Mary showed love for Jesus is mixed up. Which should be the first picture? Put the pictures in the right order.

(Picture 1: Everyone is eating at Simon's house.

Picture 2: Mary pours the oil onto Jesus.

Picture 3: Mary wipes Jesus' feet with her hair.

Picture 4: Jesus tells Mary she has done a wonderful thing.)



Activity 2

Things I Can Do To Show Love

Look at each picture. What kind of things can we do to show love for others and Jesus? Fill in the blanks with these words: **hello, care, pray, help.**

1. I can say _____ (hello) to another brother or sister in church.
2. I can take _____ (care) of a younger person who needs help.
3. I can _____ (pray) for someone who is sick or can't come to church.
4. I can _____ (help) my parents around the house.

Cathy smiled at her little sister. "Let's pray together before we go to bed."

Questions to Think About

1. **What was Cathy's favorite toy?** (The doll she called Samantha.)
2. **Why did Cathy give her favorite toy to her little sister?** (She was sorry she was angry at her sister. She wanted to show Rachel that she loved her more than her favorite toy.)
3. **How can we show kindness to others?** (Allow students to answer.)



Activity 3

Love Bracelets

Materials:

1. lettered beads for stringing, regular colored beads
2. children-length shoelaces (thin ones)



Directions:

1. Provide each student with a shoelace.
2. Look through the beads and help the students spell out a word with the letters that will remind them to show love to people and God. Some examples: God, Love, Jesus, Help, Pray.
3. They can also pick out other regular colors to fill in the rest of the string. They only need as much as their wrists or ankles can fit.
4. Once they have strung their beads in the order they want to, help the students tie off their bracelet (or anklet).
5. As they wear their bracelets, remind them to show love to people and to God daily.

Activity 5:1

Mary Shows Love For Jesus

Look at the pictures. The story of how Mary showed love for Jesus is mixed up.
Which should be the first picture? Put the pictures in the right order.



Activity 5:2

Things I Can Do to Show Love

Look at each picture. What kind of things can we do to show love for others and Jesus? Fill in the blanks with these words: hello, care, pray, help.



1. I can say _____ to another brother or sister in church.



2. I can take _____ of a younger person who needs help.



3. I can _____ for someone who is sick or can't come to church.



4. I can _____ my parents around the house.

Jesus Forgives a Sinful Woman

Overview



Materials You'll Need

- construction paper (8.5 by 11)
- stapler
- markers (permanent and washable)
- fat craft sticks
- yarn
- hole punch



Scriptures

Lk 7:36-50

Bible Truth Objective(s)

God forgives those who repent

Behavioral Objective(s)

To enable the children to know that Jesus is able to forgive people who have done wrong things, but we must have a repentant heart

Memory Verse

"Your sins are forgiven." (Lk 7:48)



Bible Knowledge

Jesus at Simon the Pharisee's House

In this passage, a Pharisee named Simon (Lk 7:40) invited Jesus to come to eat at his home. This would have been considered a formal meal. In New Testament times, a guest such as a religious teacher would have sat at the main table with the host. Others would sit along the outside wall of the room but could listen to the conversation.

Although the stories seem similar, it is important to note that this story is not the same as the one told in the previous lesson (Mt 26:6-13; Mk 14:3-9; Jn 12:1-8). In last week's lesson, Jesus went to the house of Simon, a leper. No Pharisee would have gone into the house of a leper at that time, since they were seen as unclean. The word "Pharisee" means "separate one." The Pharisees separated themselves from the gentiles and the people they considered sinful. So even though Simon the leper may have been healed by Jesus, it was unlikely any Pharisee would have associated with him, before or after the healing.

It is not entirely clear why Jesus was invited to Simon's house. It is possible that Simon wanted to receive personal honor for inviting a religious figure to his house. It is also possible that he wanted to catch Jesus in some action that was against Old Testament law.

The identity of this sinful woman is unknown, as is the exact nature of her sin. She was not invited to the banquet, but it was not uncommon for uninvited guests to be present. Houses then had easy access, and uninvited guests were often allowed to listen in on the conversation of distinguished rabbis.

By telling the story of the creditor, Jesus wanted to teach those present that the more a person forgives, the more he will love. Jesus might have even implied that Simon had little understanding of God's love and forgiveness, since he doubted Jesus' authority in the first place (Lk 7:39).



Understanding Your Students

Your four- and five-year-olds need to know that Jesus loves them, and He wants them to tell Him they are sorry for doing wrong things. They need to understand that Jesus will forgive them if they are honest about what they have done and ask God to forgive them.

It is not always easy for young children to admit they have done something wrong. They are often scared they might be reprimanded or even yelled at. Or, they may choose to lie to cover up their mistakes. Rather than focusing on the lie, point out how important it is to always tell the truth. God wants all His children to be honest. Also let them know that when they

tell the truth, the grown-ups won't be angry or raise their voices (be sure that the adults follow through with this promise).

To help the children understand repentance and forgiveness, model the use of the words "I'm sorry." Help them be specific about what they are sorry for (e.g. "I am sorry for taking your things without asking you first.") Otherwise, the words won't mean very much in the long run. Model forgiveness also, by showing love to a child who does something wrong, perhaps during class time. Over time, your students will begin to apologize in a meaningful way and show forgiveness to others who may have hurt them.

While they may not be mature enough to understand God's full plan of salvation, we can help them understand that Jesus came to save sinners.



Vocabulary

Forgive

to stop being angry at someone; to pardon someone (e.g. Jesus forgave the woman's sins)

Sinful

to break God's commandments and laws; to have sin; to be evil; to have done wrong things



Before You Teach

The woman in this story demonstrated deep gratitude to Jesus for having forgiven her sins. Although the Bible does not record the kind of sin she had, it is obvious that at some point in her life, she realized that she could no longer live as she did. We do not know how long she had lived in agony, knowing she was a sinner, yet was unable to rid herself of her sins. So when she learned that Jesus was going to be at Simon the Pharisee's house, she went to seek forgiveness.

From the passage, we can see that she went with a contrite and repentant heart. Upon seeing Jesus, she could not hold back her tears and began to cry uncontrollably. That was her way of showing God how sorry she was. But she also knew Jesus had the authority to forgive her past. So she took hold of the opportunity before her and she wiped Jesus' feet dry with her hair. She then anointed His

feet with perfume. This was her way of showing how thankful she was. She realized now that she did not have to live in desperation anymore. She could begin a new life. That is amazing.

Each one of us experienced the same thing this woman did when we were baptized into Christ. All of our sins were cleansed and we were able to begin a new life with a new slate. This is indeed a great grace from our Lord Jesus. What have we done to show God that we are thankful, as the woman in the story did? How have we repaid even a part of what God has given us? The sinful woman did not care she was creating a scene in the house. She only knew that she had to seize that moment and show God her gratitude. Today, let us also take hold of every opportunity to thank God. For example, teaching the words of God to the next generation wholeheartedly is one way we can show God our thanks. As we share God's good news with our students, let us remember all that God has done for us.



Bible Story

In the last lesson, we learned that many of Jesus' friends showed Him how much they loved Him. Do you remember who they were? A man called Simon invited Jesus to his house for a special dinner. Mary, Martha, and Lazarus also went to the dinner and they did special things for Jesus too. Martha helped to cook the food and served Jesus. Lazarus sat close to Jesus to make sure He had someone to talk to. Mary gave Jesus a very expensive gift. Do you remember what it was? It was a bottle of perfume. She took the bottle and poured the perfume on Jesus' head and feet. She even took her own hair to wipe Jesus' feet. These were the things they did to show Jesus how much they loved Him.

A Woman Wants Forgiveness

Today, we are going to hear about a story of a woman who wanted Jesus to forgive her. Do you know what it means to forgive? (Allow students to answer.) To forgive someone is to stop being mad or angry at that person for something he has done. For example, sometimes we get mad at our friends for breaking our things. But if our friends say they are sorry, then we forgive them. That means we stop being mad at them and become good friends with them again. In today's story, the woman wanted to ask Jesus to forgive her. Let's find out what happened.

Simon Invites Jesus to Dinner

One time, as Jesus was travelling and telling others about God, a man He had met invited Him to come to his house for dinner. His name was Simon. (Be sure to remind the students that this is not the same Simon as in the last lesson.) Simon invited Jesus to his house to get to know Him better. Simon also invited some other guests to the dinner.

Many people came to Simon's house that evening. Many people came because they wanted to listen to Jesus speak. The people at that time did not sit at tables with chairs like we do to eat their food. The people would put rugs on the floor to sit on. At meal time, they would put the food on the rug or they would put the food on low tables (like coffee tables today). So the people found a place to sit.

Jesus also found His seat. Then the food was served and the people began to eat.

A Sinful Woman Comes In

While they were eating, someone else walked in. Simon had not invited this person. The person who came in was a woman. She looked very sad. She was sad because she knew she had done many wrong things before. She wanted Jesus to forgive her and help her. This woman came to Simon's house because she had heard that Jesus was there.

In the time of Jesus, people didn't wear shoes like we do. They wore sandals. (Show a picture of sandals.) What do you think would happen if you walked on the dirty, dusty road with sandals? When you walk on the dusty road, of course your feet will easily become dirty. That is why when people went to visit someone, the owner of the house would wash the visitor's feet to show that he cared for them. But when Jesus came to Simon's house for dinner, Simon did not bring out water to wash Jesus' feet.

This sad woman who came to see Jesus wanted to do something for Jesus. She wanted to do something special and loving to show Him that she really wanted Him to forgive her. She came up from behind where Jesus was eating and she started to wash Jesus' feet. Do you know what this woman used to wash Jesus' feet? She did not use water. Instead, this woman was so sad, she began to cry at Jesus' feet. Drip, drip, drip, went her tears because she was so sorry for the wrong things she had done. This woman used her tears to wash Jesus' feet! After the woman wet Jesus' feet with her tears, she did not have a towel to dry His feet with. Can you guess what the woman used to dry Jesus' feet? (Have children guess.) She used her own beautiful long hair. (Remind them that Mary also used her long hair to wipe the perfume off Jesus' feet.) Would you use your hair to wipe someone's feet? (The answer would most likely be "No.") Why not? (Because your hair would get dirty.) But this woman was so sorry and she loved Jesus so much that she used her hair to dry His feet. As she wiped Jesus' feet with her hair she kissed them again and again. Do you know what else she did? She took a beautiful jar with sweet-smelling perfume and rubbed it on Jesus' feet. Can you just imagine how lovely that room would have

smelled? (Teacher could spray perfume in the air and then ask, "Does that smell nice?") She did all of these things because she loved Jesus and was sorry for the wrong things she had done.

Jesus Teaches Simon

Simon saw what this woman was doing to Jesus. Simon thought to himself, "If Jesus was really someone sent from God, He would know that this woman was a bad woman. He should not let her touch Him!" But Jesus knew what Simon was thinking.

"Simon, I have something to tell you", said Jesus. "When I came into your house, you did not give Me any water to wash My feet. This woman has washed my feet with her own tears and she has wiped my feet with her hair. You did not kiss Me but she has kissed my feet again and again, and rubbed perfume on my feet. This is how much she loves me. Even though she's done many wrong things before, she has been forgiven the wrong things that she has done because she loves Me."

Jesus was telling Simon that if he really loved Jesus, he would have done many things to show

Him how much he loves Jesus. But he didn't do any of those things. Even though this woman had done many wrong things, she showed a lot of love for Jesus and so her sins were all forgiven.

Then Jesus turned to the woman and said to her, "Your sins are forgiven because you have shown me how much you love and believe Me. Go in peace."

Do you know what Jesus just did? He told the woman that she doesn't have to be sad any more about all the wrong and bad things she had done before. Jesus forgave her of all her sins. She can be happy that Jesus loves her and she can do things to make Him happy.

Jesus Teaches About Forgiveness

At Simon's house, Jesus taught the people about forgiveness. When someone has done something wrong, if he is truly sorry, he should be forgiven. That means we should not be mad at that person anymore. This woman was very sorry. She showed it by washing Jesus' feet in front of all the people. So Jesus forgave her.



Check For Understanding

1. **Who invited Jesus for dinner?** (Simon.)
2. **Why did the woman come to Simon's house?** (She wanted to see Jesus.)
3. **Why didn't Simon like the woman?** (She had done wrong things; she was a sinner.)
4. **What did the woman do to Jesus to show she loved Him?** (She washed His feet with her tears, wiped them with her hair, kissed them, and rubbed (anointed) them with perfume.)
5. **What did Jesus say to the woman?** (He told her that He forgave her.)
6. **Who loved Jesus more: Simon or the**

woman? (The woman.)

7. **The woman was happy that Jesus had forgiven her and that she could show her love for Him. How can we show Jesus that we are sorry today?** (We can pray to Him and let Him know we are sorry. We can show Him that we are sorry by doing the right thing next time.)
8. **How can we show our love for Jesus today?** (We can make Jesus happy by doing good things, helping out in church and by saying sorry when we do something wrong. We can be honest children and always tell the truth, even when we have done something wrong. Jesus will forgive us when we are sorry.)



Life Application Story

A Visit From Henry and Sam

Aunt Judy and Uncle Joey were coming to visit the Lopez family, and so were the cousins, Henry and Sam. Henry and Sam were about the same ages as Ricky and Juan Lopez. Ricky and Juan were so excited about Sam and Henry coming over. Juan wanted to show Henry this great new football he had received. Ricky had just added three new wooden airplanes to his collection and couldn't wait to show Sam.

When they got there, Henry went out into the backyard to play catch with Juan. Ricky showed Sam his airplane collection. Ricky had sixteen wooden airplanes altogether.

"Wow," said Sam. "Did you put all of these together yourself?"

"Yes, I sure did," Ricky said. "But we can't fly them because they would break. They're not for flying. One of the new airplanes I got took me ages to put together--see the little pieces I had to stick together? Even my dad had to help me out with that one."

Ricky pointed to the airplane at the end. Sam thought it looked so real; the plane looked as if it would fly a long way.

Then the two boys heard Juan yell from the backyard.

"Hey, come outside with us and play ball," called Juan.

That sounded like a good idea.

"Are you coming?" asked Ricky, as he got up.

"I will be there in a minute. I just want to look at this plane one more time," replied Sam. So Ricky left Sam to look at the airplanes. Ricky went outside to play catch with his brother and Henry.

Sam liked Ricky's planes a lot. He picked up the plane on the end and looked at it closely. Sam thought about it for a minute and decided he wanted to fly it. He knew what Ricky had said but he was sure it could fly. He took the airplane with him and went to the backyard.

As Ricky ran for the ball, he saw Sam come outside with one of his airplanes. As Sam threw it into the air, Ricky yelled out, "Stop!" But it was too late. After twirling in the air for a bit, the plane fell

to the ground and landed in many, many pieces.

"Sam! I told you they couldn't fly," Ricky said angrily. "That plane took me a long time to put together."

"I'm sorry. I thought I could just try it. It looked so real that I thought it really could fly," Sam said.

Ricky picked up all the pieces and threw them in the trash by the back door. Then he stormed inside and sat down on the couch. Ricky was sad and angry at the same time. He had told Sam that the planes weren't for flying. Why didn't Sam listen to him? Ricky's dad, Mr. Lopez saw what had happened and came and sat down next to him.

"I know how much you liked that plane," Ricky's dad said.

"I told Sam that they couldn't fly. He decided to launch it anyway," Ricky said.

"Sometimes, we do things that we know are wrong. We know we shouldn't do it but a part of us tells us we want to try it anyway. Usually, we are sorry we did it. I am sure that Sam is sorry that he broke your plane. Remember what God teaches us? He always forgives us when we ask Him to forgive us. He wants us to do the same to others. He doesn't want us to stay mad," Mr. Lopez said.

Ricky sat there and thought about what his dad was saying. It was true. He thought about how just last week, he took his dad's cell phone without asking him and lost it at school. He was really sorry and asked his dad and God to forgive him. He was glad his dad and God were not mad at him now.

"You know what, Dad? You're right. God forgives me for all the wrong things I do. I should not be mad at Sam anymore," said Ricky.

Ricky's dad gave him a big hug.

"Let's go back out and talk to Sam. I am sure he is sorry and sad. And you know what? Maybe we can go sometime next week and get you another airplane kit."

"That sounds great!" Ricky said with a smile.

Questions to Think About

1. **What did Sam do that made Ricky angry and sad?** (Sam took one of Ricky's model airplanes and flew it into the air. It landed on the ground and broke into many pieces.)
2. **What did Mr. Lopez, Ricky's dad, tell Ricky?** (He told him that Sam was sorry. Sometimes people do things they know they shouldn't. But when

we ask God to forgive us, He always forgives us.)

3. **What did Ricky decide to do?** (He knew that he should not stay mad at Sam, and should forgive him. He knew that would make God happy.)
4. **Have you been mad at someone for breaking something that belonged to you? What happened?** (Allow students to share. It doesn't have to be something that is broken. It can be any incident where they got mad at another person for something wrong that person did.)
5. **What does it mean to forgive another person?**



Activity 1

A Woman Asks Jesus to Forgive Her

Cut out the page along the solid lines. Then fold into a book. Review the story with the students. Be sure to discuss what it means to have sin and to ask for forgiveness. Color in the pictures.



Activity 2

The Scribbling on the Wall

Look at the top strip. What is happening? (The boy scribbles on the wall but when his dad asks him what happened, he lies and runs away.) Then look at the bottom strip. What is happening? (The boy scribbles on the wall and when his dad asks him what happened, he tells the truth and says he is sorry. His dad forgives him.) Which one do you think Jesus wants us to do? Which boy is sorry and asked for forgiveness?



Activity 3

Jesus Hears Our Prayers

Materials:

1. construction paper (8.5 x 11 inches)
2. stapler
3. permanent markers
4. fat craft sticks
5. washable markers
6. yarn
7. hole punch

Directions:

1. Provide each student with a piece of construc-

(It means we have to stop being mad. We need to be friends with that person again, even though it may be hard. God says that if we want Him to forgive us for the wrong things we do, we need to forgive others first for the wrong things they do.)

6. **If we do something wrong, how can we ask God to forgive us?** (We can pray to Him, tell Him we are sorry, and more importantly, we need to do the right thing next time.)

tion paper. Help them fold it three-fourths of the way (length-wise) to create a pocket.

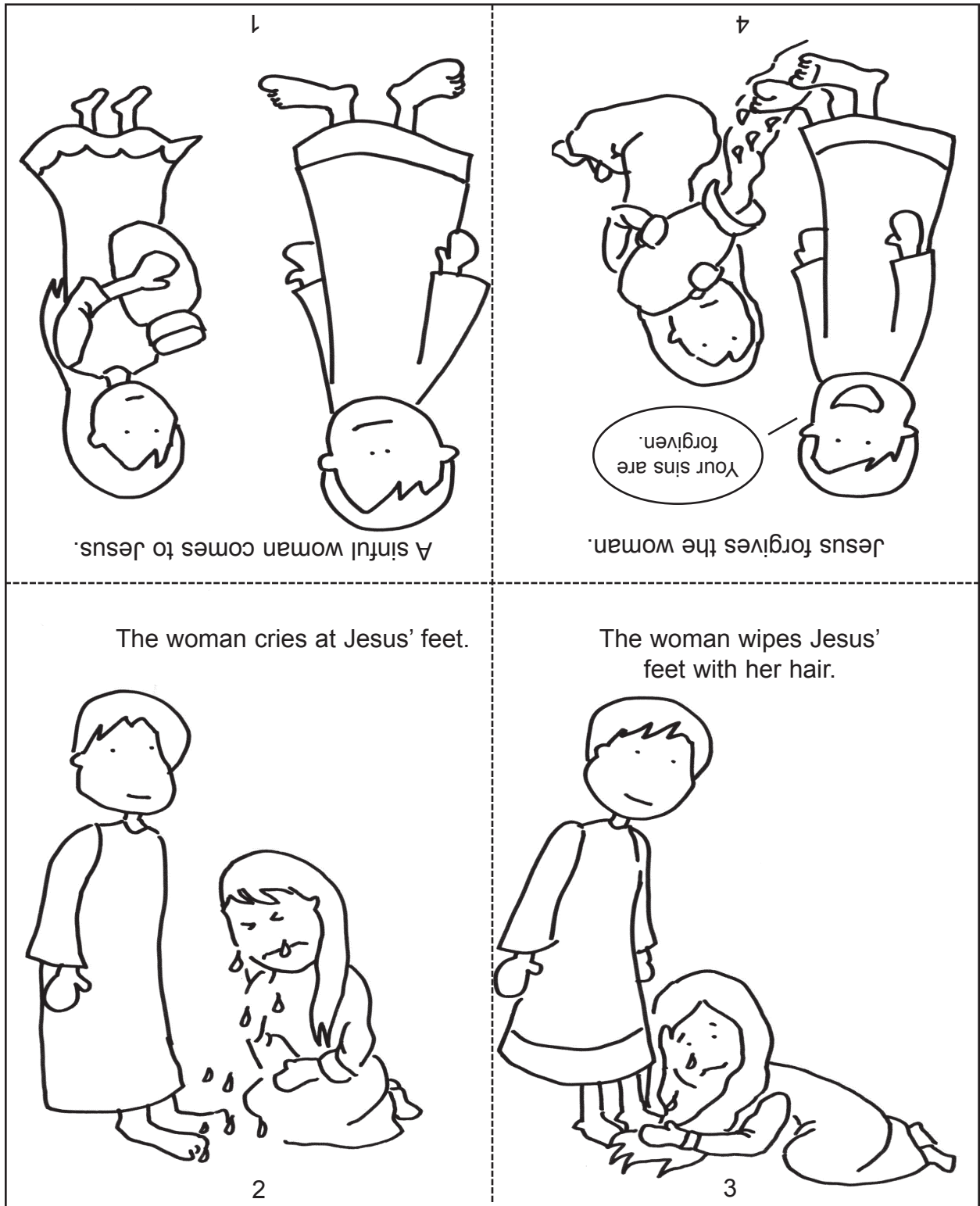
2. Staple the two sides to make the pocket.
3. On the front of the pocket, help the students write the words, "Jesus Hears Our Prayers."
4. Help the students punch two holes on the top of the pocket. String a short piece of yarn through the holes to create a hanging.
5. Give each student three fat craft sticks. On each craft stick, help students write down something they can pray for. It can be a request for something or something they want to ask Jesus to forgive. Take some time to brainstorm with the class before they begin to write down their prayer requests.
6. After they have written their prayer requests, help them insert their sticks into the pocket. Encourage them to pull out one stick each night and pray to God about the item they have written down. The teacher may also provide the students with some blank craft sticks so they can add other requests as they think of them. This is a good project to coordinate with the parents so that the students have a focus when they are praying to God each day.



Activity 6:1

A Woman Asks Jesus to Forgive Her

Cut out the page along the solid lines. Then fold into a book. Color in the pictures.



1
A sinful woman comes to Jesus.

4
Jesus forgives the woman.

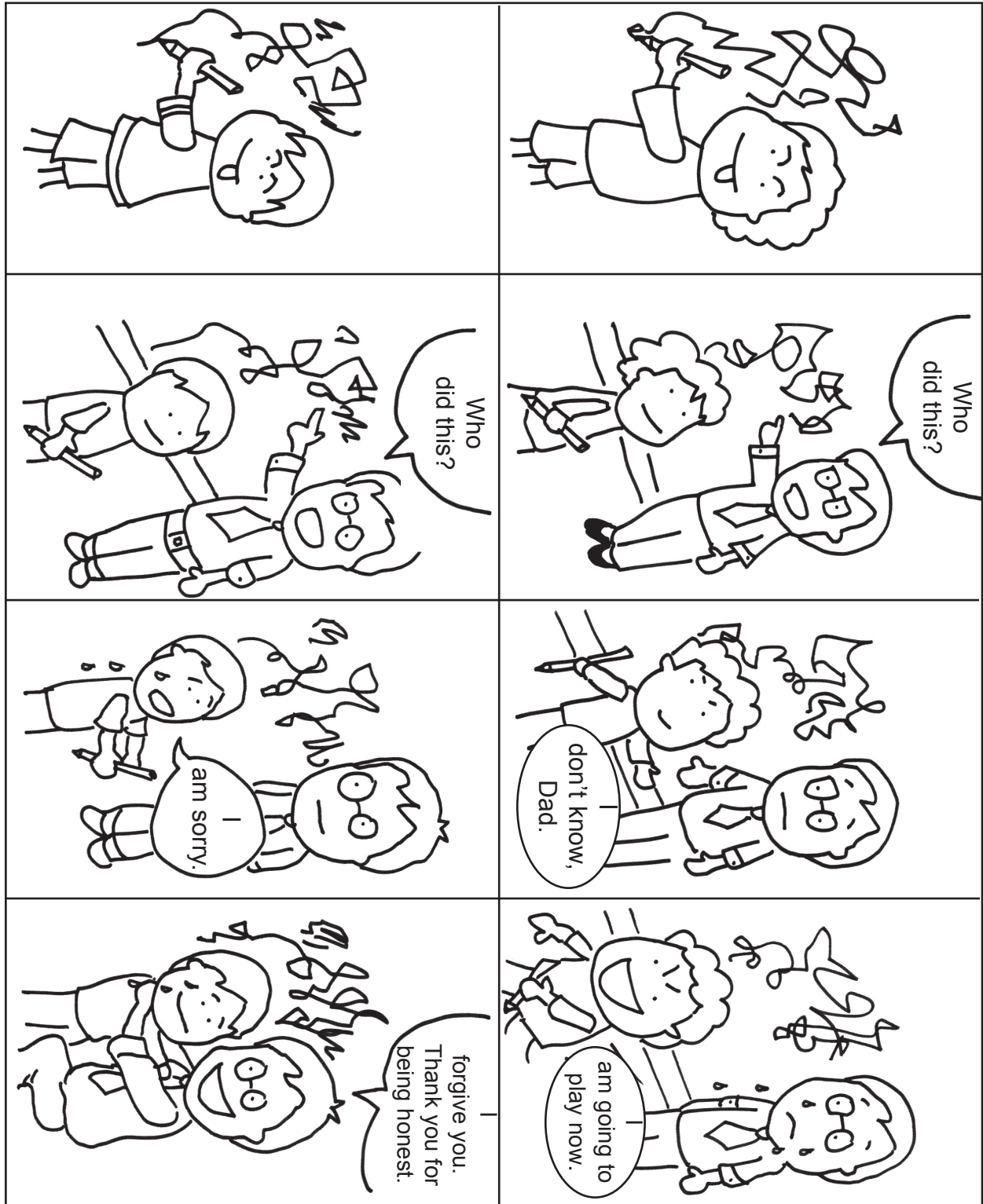
2
The woman cries at Jesus' feet.

3
The woman wipes Jesus' feet with her hair.

Activity 6:2

The Scribbling on the Wall

Look at the top strip. What is happening? Then look at the bottom strip. What is happening? Which one do you think Jesus wants us to do? Which boy is sorry and asked for forgiveness?



Jesus Forgives Zacchaeus

Overview

Materials You'll Need

- white paper
- markers
- construction paper
- glue
- scraps



Scriptures

Lk 19:1-9

Bible Truth Objective(s)

Jesus came to the world to save sinners

Behavioral Objective(s)

To ask for repentance for wrong actions

Memory Verse

"Today salvation has come to this house."
(Lk 19:9)



Bible Knowledge

Tax Collectors and Sinners

During the time of Jesus, the Romans had set up a system whereby tax collectors were hired to help collect taxes in the different provinces. The Bible records that Zacchaeus was a chief tax collector. That means he likely won a bid for the job and then hired other people who actually went out to collect the money. Zacchaeus became rich by keeping a percentage of what was collected.

Tax collectors were despised by the people in ancient Israel because they were known to collect more than they were supposed to. Thus, Zacchaeus was considered a sinner in the eyes of the crowd (Lk 19:7). In fact, tax collectors were hated to the point of being grouped with harlots (Mt 21:32). For this reason, the people had a hard time understanding why Jesus would keep company with Zacchaeus. But Paul said that Jesus came into the world to save sinners (1 Tim 1:15). What the crowd failed to understand is that Jesus came into the world to offer salvation to all mankind. It did not

matter what walk of life someone came from or what he had done in his past. As long as he was willing to repent and change, the door of salvation would be opened to him.

Although the Bible does not explicitly record what brought on the change, there is clear evidence that Zacchaeus was truly repentant. He offered to give half of what he owned to the poor and return fourfold the money he owed to others. It would not have been easy for Zacchaeus to make such a vow. Jesus said that it is easier for a camel to enter through the eye of a needle than it is for a rich man to enter into the heavenly kingdom. But once Zacchaeus realized the great treasure he had found in Jesus, he was willing to give up his riches for eternal life.



Understanding Your Students

Four- and five-year-olds are able to understand the importance of apologizing for things they have done. In fact, it is easy for them to copy the grown-ups and say, "I am sorry." It may not even mean much to them sometimes. That is why it is crucial to pair the words with action. It could be a simple hug after the words are said. It could be a note they draw or write (with

help) to express how sorry they are. Depending on how serious the behavior is, there might also be some natural consequences that follow. Afterward, the parent and child could create a chart to help the child work on a specific behavior that may be in question (e.g. hitting, screaming, taking things that don't belong to them). All these are done so that the children understand they need to be responsible for their behavior. Over time, it will be more obvious to them that they need to think about what they are doing before they do it.



Vocabulary

Tax Collector

a person who took a portion of money from the people and gave it to the rulers

Forgive

to not stay angry at someone

Honest

to be truthful; to not lie

Cheat

to lie or trick someone

Salvation

having eternal live; to be able to go to heaven



Before You Teach

In the last several lessons, the people we learned about all demonstrated with concrete actions their great love for Jesus. Mary, the sister of Lazarus, gave her expensive perfume to anoint Jesus. The sinful woman washed Jesus' feet with her tears. Here, Zacchaeus repents and promises to return to the people the money he has taken. None of these actions were easy. How many of us would give up a year's wages and offer that to God right now? How many of us would get up in front of a crowd of strangers and preach about Jesus' love? How many of us are willing to admit that we still fall short of God's glory and need His grace and Holy Spirit to overcome the temptations we face in our lives? Even if we could do any of these, we would probably need to think about it first, at the very least. Yet, these three people were able to do it without hesitation. What was the reason? They certainly were courageous, but more importantly, their actions stemmed from a deep love and devotion to our Lord Jesus.

There is a story about a woman whose husband was somewhat of a tyrant and often made lists of chores for her to finish by the end of the day. After he came home, he would inspect her work and even

if she had done a spectacular job, he would not even say thank you. Over time, she began to resent her husband and hate her chores. One day, her husband suddenly passed away and the woman was secretly happy inside. A year later, she met a man who was completely the opposite of her first husband. They got married and she felt like the luckiest woman alive. After a few years, the woman was cleaning out her attic and she came upon an old list her dead husband had written. Even though she hated him, she couldn't help but look at the list. After reading through it, she realized that all of the things on the list were things she had been doing for her current husband every day of their lives together. Yet she did not feel it was a burden, nor did she hate her job as she had with her first husband. The difference? She realized that she did these chores out of love for her second husband.

Today, are we motivated by such love as we do the work of God? Sometimes, it is easy to fall into the trap of complaining about what we do, especially if we have been doing it for a long time. If we find ourselves feeling that way, it is a good time to reread some of these stories from the Bible, so that our strength may be renewed. If we are motivated by our love for God, then nothing we will do will seem like a burden. Rather, like the woman in the story, we will do the work with great joy.



Bible Story

Jesus Is Able to Forgive

In the last lesson, we learned about a woman who came to Jesus to ask for forgiveness. Do you remember what it means to ask for forgiveness? It means we want Jesus to forget about all the bad things we have done. This woman knew that she had done some things that were wrong and she wanted Jesus to forgive her. So she came to Him and was so sorry that she cried all over Jesus' feet. Then she used her long hair to dry Jesus' feet. She did this in front of a lot of people. But she did not care that they might laugh at her. She only wanted to show Jesus how sorry she was. When she was done wiping His feet dry, she took out some perfume and rubbed the oil onto His feet. She wanted to show Jesus she was sorry by cleaning His feet for Him. In the end, Jesus told her that she had been forgiven. That means she did not have to worry about the wrong things she had done in the past. Jesus was not going to remember any of it! The woman was probably very happy she had come to see Jesus. She did not have to be sad anymore.

Today we are going to learn about another person that Jesus met and forgave. Let's learn about what he had done wrong and what Jesus said to him.

Zacchaeus Is a Tax Collector

Today's story is about Zacchaeus. Zacchaeus was a very rich man. He had a lot of money. He was a tax collector. That means his job was to take money from the people and give it to the rulers and kings of the land. That was the rule in the land where the people lived. They had to give a part of the money they made to the leaders in the land. So Zacchaeus collected money from the people for the rulers. But Zacchaeus was not an honest man. He lied and took more money than he was supposed to. Do you know why he did that? He wanted to keep the extra money for himself. That is why he became very rich. He got rich by taking money that didn't belong to him. That is called cheating. Do you think what Zacchaeus did was right? (Allow students to voice their opinions.) Everyone knew that Zacchaeus was taking more money from them than he should. That is why many people did not like Zacchaeus and did not want to be

his friend. Would you like having no friends? Probably not. Everyone wants friends. It would be lonely to have no friends to talk to or play with. Zacchaeus must have been sad that no one wanted to be friends with him.

Zacchaeus Wants to See Jesus

One day Zacchaeus heard that Jesus was coming to his town. Zacchaeus never met Jesus before. But he heard about all the wonderful things Jesus had done for people. Maybe Jesus would want to be his friend. He was very excited so he decided to go to see Jesus. He walked to the street where Jesus would pass by. But there were already many people waiting there because everybody wanted to see and meet Jesus.

Now Zacchaeus was not a tall man. The Bible says that he was very short. So with all the people already standing up and down the street, he could not see anything. Zacchaeus tried to tippy-toe and stretch his body up. But he was still not tall enough. He tried to squeeze past the crowd. But no one would let him through. It was no use. He couldn't see past all the people in front of him. There were just too many people lining up wanting to see Jesus. All these people were in his way. What was he going to do? What would you have done if you were Zacchaeus? (Allow for response.)

Even though Zacchaeus tried many ways and still couldn't see, he did not give up. He thought about what else he could do. Then he saw a tall tree next to the road. He thought for a minute and then he came up with an idea. What do you think Zacchaeus was thinking? He wanted to climb the tree so that he would be able to see Jesus.

Jesus Calls Zacchaeus

So Zacchaeus went over to the tree and began to climb it. He climbed it slowly because he didn't want to fall down and get hurt. When he climbed up the trunk of the tree, he found a good spot on the tree to rest against. Then, as he looked and waited, from far away, he saw someone coming! Everyone was so excited! It was Jesus! Jesus walked past the crowd slowly. Zacchaeus could see that Jesus was getting close to where he was on the tree. He was excited, just like everyone else. Then, Jesus walked to the tree that Zacchaeus had climbed. He looked up and saw Zacchaeus on the

tree branches. Jesus said, "Zacchaeus, come down right away! Today, I must stay at your house!" Zacchaeus couldn't believe what he had just heard. Jesus wanted to go to his house. When Zacchaeus heard this, he was very excited. Zacchaeus climbed down from the tree, and happily welcomed Jesus to his house. But the people standing there were not happy. They complained, "Zacchaeus is not a good man. Why is Jesus staying with him?"

Zacchaeus Is Forgiven

Jesus wanted to stay with Zacchaeus because Jesus loved him, even though he had done many wrong things, like taking more money from people than he should. When Jesus told Zacchaeus He wanted to stay at his house, he felt really sorry for all the bad things he had done. He was very glad that Jesus loved him. He was glad he had a friend who cared about him. After talking to Jesus, he knew that he had to stop cheating the people and taking more than he was supposed to.

Zacchaeus said to Jesus, "I am sorry I have taken so much money from other people. I am going to give half of my money to the poor. I am also going to pay back the people I have cheated by giving them four times more than I have taken." Zacchaeus was telling Jesus and all the people there

that he wanted to give back all the money he took from the people that didn't really belong to him. He was even going to give more away to help the poor people. This made Jesus happy!

Jesus said to Zacchaeus, "Today, salvation has come to this house, for I have come to save people just like you." When Jesus said this, it meant Jesus forgave Zacchaeus. That means Jesus was not going to remember the wrong things Zacchaeus had done. He forgave Zacchaeus because he was really sorry for what he had done. He promised to change and not to do wrong things again.

Have you done something wrong before? We have all done wrong things. When we do something we are not supposed to, we make many people feel sad. We make our family sad. We make our friends sad. We make Jesus sad too. But Jesus knows what we have done wrong and He wants to forgive us. He loves us, and He wants us all to be His good children. That is why He is willing to forgive us, but we must first repent. That means we must say, "I am sorry," to the person we did the wrong thing to. Then we must tell God that we are sorry. And the most important thing is to try our very best not to do it again. That is what Zacchaeus did, and Jesus forgave him.



Check For Understanding

- 1. What was Zacchaeus' job?** (He was a tax collector.)
- 2. Did the people like Zacchaeus? Why?** (The people did not like Zacchaeus because he took more money from them than he should have.)
- 3. Why did Zacchaeus climb the tree?** (He wanted to see Jesus but he was too short.)
- 4. Was Zacchaeus happy or sad when Jesus said He wanted to go to his house?** (He was happy because Jesus wanted to be His friend.)
- 5. What did Zacchaeus do to show he was sorry for taking too much money from the**

people? (He told Jesus he would give half of his money to the poor and also return four times the money he had taken from the people.)

- 6. Even though Zacchaeus had done something wrong by taking people's money, Jesus still forgave him. What does it mean to forgive?** (To forgive is to not be angry at someone anymore. Jesus forgave Zacchaeus because Zacchaeus was sorry.)
- 7. Was Zacchaeus happy or sad that Jesus forgave him?** (He was happy because Jesus loved him.)
- 8. If we do something wrong, how can we ask Jesus to forgive us?** (Allow students to share their answers.)



Life Application Story

Grandma's Cup

Julie was doing her homework in the kitchen one afternoon when she started to feel hungry. Her mom had to take her brother Tommy to a doctor's appointment, so her grandmother came over to stay with her until they got home. Her grandmother had told her a few minutes ago that she was tired and was going to lie down on Julie's bed, which was upstairs.

Julie put down her pencil and went over to the counter. She saw some peanut-butter cookies on the shelf. She knew her mom had just baked them earlier.

"Yummy," she thought. All she needed now was some milk. The cups were a little bit high for her to reach. Usually, she would get a stool and climb on it, but this time, she got lazy and just jumped up and grabbed one. Just as her feet touched the floor, she accidentally knocked over another cup. It fell to the floor with a crash and broke into a few pieces.

"Oh no!" Julie thought. "That's Grandma's favorite cup. Grandma will be mad if she finds out."

Julie thought of a way to clean things up. She wanted to make sure she cleaned up before her grandmother woke up.

"I hope she is sleeping," thought Julie as she grabbed a small broom and dust pan.

Julie thought about what to do. She could just throw the pieces into the garbage. But what if her grandmother asked her where the cup was? What would she say? Just then, she heard a sound from the stairs.

"Grandma's awake," she thought. She quickly dumped the pieces into the trash and put the broom and dust pan back as her grandmother walked into the kitchen.

"Hi Grandma," Julie said as she got back to her seat.

"Julie, I thought I heard some noise down here. That's why I came down. Is everything okay?"

"Yes, I just dropped something on the ground but I picked it up already," Julie said softly.

"Well, you look like you have been working

hard. Why don't we have some of these yummy cookies your mom made?" asked Julie's grandmother.

"Sure," Julie said.

"I am sure some cold milk would make the cookie taste even better," said Grandma as she reached for the milk in the fridge.

"Now, where is my cup?" asked Grandma.

Julie watched silently as her grandmother opened the cupboards and drawers to search for her cup. She even looked into the dishwasher.

Finally, after a few minutes, she asked Julie, "Have you seen my cup? I am pretty sure I just used it when I got here an hour ago."

Julie didn't know what to say. She didn't want to lie but she was afraid to tell the truth. Then her grandmother kicked the trash as she turned around and heard a funny sound.

"What's that sound?" asked Grandma.

Julie sat there for what seemed like the longest time. She knew Grandma would get really mad and she might get in trouble. But she knew she couldn't hide the glass from her grandmother either.

Finally, she took a deep breath and said, "Grandma, I broke your cup and I'm sorry. I knew you would be mad that I broke it, but I didn't know what to do so I just threw the pieces in the trash."

"Oh, Julie," Grandma said. "I am not mad. Of course I'm sad that my cup is gone. But I am worried about you. It's a good thing that you didn't get cut with the glass. But I am glad that you told me the truth."

"Grandma, I wanted to tell you but I was scared," Julie said.

"I know, and that was very brave of you. When you are not sure of what to do next time, remember that Jesus said that as long as we tell the truth, God will be very pleased and He will forgive you," said Grandma.

"I will remember that. Thanks for not getting mad at me. Do you still want some milk, Grandma?"

Grandma laughed and said, "I sure do! But I guess we will have to use a different cup."

Questions to Think About

1. **What did Julie do by accident?** (She broke her grandmother's cup.)

2. **Why was Julie scared to tell her grandmother the truth?** (She was afraid her grandmother would be mad at her.)
3. **Why wasn't her grandmother mad?** (Julie told

- the truth and so her grandmother forgave her.)
4. **Why is it important to tell the truth and repent (say we are sorry) when we have done something wrong?** (Allow students to answer.)



Activity 1

Zacchaeus Wants To See Jesus

Look at the pictures. Put them in the right order.

1. Zacchaeus climbs the tree and sees Jesus from afar (bottom right).
2. Jesus sees him and calls him down (top right).
3. The people wonder why Jesus is talking to Zacchaeus, a tax collector (top left).
4. Zacchaeus tells Jesus he will give back the money he owes (bottom left).



Activity 2

I Am Sorry For...

Look at the pictures. What can each person say to tell Jesus he or she is sorry? Write the word sorry in each picture.

1. I am sorry for saying mean things.
2. I am sorry for taking something that doesn't belong to me.
3. I am sorry for pushing someone.



Activity 3

Jesus Loves Me

Materials:

1. white paper
2. markers
3. construction paper
4. glue
5. other scraps

Directions:

1. Provide each student with a piece of paper.
2. Have them draw a self portrait. The teacher can be creative and cut the drawing into the shape of a heart.
3. Help them write the words "Jesus Loves Me"


above their picture.

4. They can glue their paper onto a piece of construction paper to make it more sturdy. They can also decorate it with scraps.
5. As the students are engaged in the activity, remind them that Jesus loves them no matter what they do. If they do something they are not supposed to, they should remember to tell Jesus they are sorry and try to do what is right the next time.

Activity 7:1

Zacchaeus Wants To See Jesus

Look at the pictures. Put them in the right order by filling in the numbers.



Activity 7:2

I Am Sorry For...

Look at the pictures. What can each person say to tell Jesus that he or she is sorry? Write the word sorry in each picture.



I am _____ for saying mean things.



I am _____ for taking something that doesn't belong to me.



I am _____ for pushing someone.

The Lost Son Comes Home

Overview



Materials You'll Need

- chenille wires
- large beads
- scissors



Scriptures

Lk 15:11-24

Bible Truth Objective(s)

God is always waiting for us to come to Him

Behavioral Objective(s)

To know that Jesus loves us no matter what happens; to know we are special to God; to identify situations where God is always there

Memory Verse

"He was lost and is found." (Lk 15:24)



Bible Knowledge

The Younger Son's Inheritance

In biblical times, the eldest son in the family received a "double share" of the estate (Deut 21:17). With two sons in the family, the portion for the younger son would have been one-third of the estate. It was possible for the younger son to ask for this portion during his father's lifetime. This was sometimes done so that the younger son could leave and establish himself.

However, in this parable the younger son, likely single and in his late teens, indulged himself in reckless behavior. In fact, the word "prodigal," which is often used to describe the young man in the story, means "reckless" or "wasteful." The Bible records that he wasted the money and he eventually had to get a job feeding the pigs. It was an insult for a Jewish person to take on such a job because pigs were seen as unclean animals. Eventually, he came to his senses and realized that all he had to do was admit his mistakes and return to his father. When he saw his father, he humbled himself and did not expect to be treated as a son.

Rather, he offered to work as a servant to earn his keep. But Jesus told this parable to illustrate God's mercy and grace. Instead of accepting his request to make him a servant, the father restored his son's position in the family. He was given the best robe, a ring and a pair of sandals. No only that, a fatted calf was killed and the father held a feast for the return of his lost son.

Today, God also rejoices when someone repents and comes before Him to ask for forgiveness. Just as the father in the story restored his son, God will restore us. He is waiting for us and ready to welcome us home.

However, the older son in the story was not happy about his father's treatment of his younger brother. He didn't feel his brother deserved to have such a reception and celebration. The older brother is often compared to the Pharisees or self-righteous people. They could not stand to see Jesus accept sinners, and the Bible records many incidents where they complained outright to Jesus about His fellowship with such people. But Jesus told this parable to point out their hypocrisy. God's kingdom is not about following rules and regulations. It is about love, compassion, and forgiveness.



Understanding Your Students

Share with your students that God's love is a perfect one. Just as parents forgive their children's wrong-doing, so God forgives our wrong-doing.

Instead of pointing out their specific faults, take some time to brainstorm some things that children sometimes do that are not acceptable. Then ask them what the appropriate behavior should be. This way, the children are focused on the positive aspects instead of the negative.

It is also important for us to remember that young children often don't have the ability to control themselves. That's why it is very helpful for teachers to cre-

ate a set of classroom rules. That way, the students know what kind of behaviors are expected of them and what things are acceptable. At this age, we cannot expect them to know completely right from wrong. It is our job to assist them. As they grow older, they will be more able to monitor their own behavior and will need less "rules."

Do remind the students though, if they end up doing something they know is wrong, it is their job to apologize and then ask for forgiveness from both the person and from God. They also need to make the determination to not do it again. Encourage them through gentle words. We do not want to scare them so that they are afraid to tell the truth. It may also help to share some testimonies and real life situations.



Vocabulary

Forgive

to not stay mad at a person and the bad things the person has done

Famine

when there is very little food and water in the land; many people are hungry

Celebrate

to have a good time, like at a party, where there is a lot of food and drinks

Feast

to have a huge meal, where there is a lot of food and drinks



Before You Teach

In the parable of the lost son, there is a happy ending in that the younger son returned home and repented to his father. He humbled himself and asked for forgiveness. Even when his father forgave him, he felt he was not worthy to be his son and asked only to be a servant in the house. His father didn't want that. Instead, he joyfully accepted his son as part of the family again and threw a big celebration for his return. Just like the parable of the lost sheep, the shepherd was so happy that his sheep was found, he invited his friends and neighbors to rejoice with him. Our Father in heaven is also waiting for all people to come back to Him.

The only one who didn't seem to be happy about the whole event was the older brother. He found many reasons to protest the celebration. First he brought up the fact that he had worked hard for many years but not once had his father thrown any fancy parties to honor him. Then he pointed out the sins of the younger brother. His

behavior, according to the older brother, was just inexcusable. It didn't make sense to accept him once again as part of the family, much less throw a party. Actually, his response is much like that of the scribes and Pharisees. They are interested in showing off their self-righteousness and casting the first stone at the sinners.

Today, we may sometimes fall into the trap of becoming proud and unforgiving like the older brother. In fact, he had done nothing really wrong. He did spend many years diligently working for his father. He did not squander his father's inheritance. He was probably the kind of son that many parents wanted. Yet, that might have been the very reason why he became proud and why there was a big flaw in his character. He found it difficult to forgive his brother. Jesus has said that one must love much in order to forgive much. This brother may have been hard working, and followed all the rules. But God's kingdom isn't about hard work and following rules. In order to receive eternal life, we must bear the fruit of the Holy Spirit. Then we will naturally want to obey God's commandments and follow in His ways.



Bible Story

Jesus Is Forgiving

In the last lesson, we learned about a short man who wanted to see Jesus. He had to climb a tree in order to see Him because there were too many people who wanted to see Jesus too. Do you remember his name? His name was Zacchaeus. When Jesus saw him on the tree, Jesus told him to come down. Do you remember why? Jesus wanted to stay at Zacchaeus' house. When Zacchaeus heard that, he was very happy. But the other people who heard it were not. Many of them did not like Zacchaeus because he was a tax collector. He often took more money than he was supposed to and kept some of it to himself, before giving the rest to the rulers of the land. The people didn't think Jesus should go to the house of such a bad person. But Zacchaeus wanted to change. He didn't want to be a sinner anymore. So he told Jesus that he would give half of his money to the poor and return the money he took from the people. Jesus was glad to hear that Zacchaeus was ready to change. Jesus forgave him. Sometimes we do wrong things and we feel sorry about what we have done, just like Zacchaeus. And sometimes it can also be scary to tell the truth because we don't want to get into trouble. But it is very important to tell the truth. There is someone who can always help us and who always knows if we are telling the truth! Who do you think that is? (Allow students to respond.) Jesus can help us do what is right. We can pray to Him and ask for help. Let's listen to another story that Jesus told about a loving father and his son who told the truth.

A Loving Father

There was once a father who had two sons whom he loved very much. He gave them food to eat and clothes to wear. The father looked after them as best as he could. We are happy when our parents take good care of us.

But one day, the younger son asked his father a question. He said, "Father, can you give me the money you have saved for me?"

Why do you think the younger son wanted money? (Allow students to answer.) He wanted money because he wanted to leave the house, and

go out into the world and have a good time. So when the father heard this, he was very sad because he did not want his son to leave home. He loved his son very much. But he gave his son the money. The son got excited just thinking about all the places he could go to and all the new things he would see with all the money he had! A few days later, the younger son packed all his things, took his money, and started on his journey to a country far away.

The Younger Son Spends All the Money

In this far away country, the son started to spend his money. He bought lots of expensive things and wasted his money on things he didn't even need. He was spending so much money that soon, he didn't have much left. But he didn't stop spending. He kept using his money until one day, he didn't even have money left to buy food. Where was he going to find money to pay for food? At that time, the country he was in was having a famine. A famine is when there is not much food because there is usually not enough rain for plants and fruits to grow. What was the son going to do? His stomach was grumbling and groaning. He had no money and nothing to eat. He had no choice except to get a job. If he got a job, he could make a little money and maybe buy whatever food he could. But the only job he could find was feeding pigs. Can you imagine what it would be like to feed pigs? (Let students respond.) This was a such a smelly and dirty job, but the son was so hungry that he even wanted to eat the pigs' food!

The Younger Son Is Sorry

The son started to feel really sad and lonely. One day as he was feeding the pigs, he started to think about his father and his home. He wished he could be back at home and eat the food that was there. He said to himself, "I'm so hungry here while my father's servants have a lot of food to eat at home. Maybe I should go home and tell my father how sorry I am to have spent all the money. Maybe I can ask my father to let me be one of his servants. It is better than feeding pigs here and starving." And that's what he decided to do! He said goodbye to the pigs and made his way home. He thought about what he would tell his father. What the son didn't know was that while he was away, his father

had been very sad too. He still loved his son very much and every day he went outside to look, hoping his son would come home. But every day, he would go back to the house sad because his son did not come home.

The Younger Son Returns Home

After walking for a long time, the son was almost home. As he looked down the road, he could see his house from far away. He could also see that someone was standing in front of the house. It was his father! His father also recognized his younger son right away and began to run towards him. His father had his arms wide open as he was running. When he reached him, he grabbed his son and hugged him tightly. He kissed him and was happy to see his son finally come home. The son was glad to see his father too, but he felt sorry for leaving his father.

He said to his father, "Father, I'm so sorry I left home. I have done many wrong things. I have spent all the money. Please forgive me and let me be one of your servants."

What do you think the father said? (Give students time to give their opinions.) The father was not angry at his son at all, even though he

had done many wrong things. He was just happy to have his son home.

He called his servants, "Quick! Bring the best robe and put it on my son! Put a ring on his finger and put some sandals on his feet! My son is home and we are going to celebrate with a big feast. My son was lost but now is found." That means that a long time ago, the son did many wrong things but now he knows what he did wrong and is sorry. He has found his way home. And instead of being angry, the father was happy his son was sorry and came back to him. That is why he gave him the best clothes to wear and good food to eat. That night there was a big feast, with a lot of music, singing and dancing. Everybody had a great time!

We Can Forgive Others Too

Jesus told this story to show how a father forgave his son, even though his son had done wrong things. God is our Father in heaven and He wants us to know that He loves us always and wants to forgive us when we have done wrong. God quickly forgives us each time we're sorry for the wrong things we do. Jesus' story reminds us that because God forgives us we should also forgive others. When we forgive, we are showing God's love for people.



Check For Understanding

1. **How many sons did the father in the story have?** (He had two sons.)
2. **Who wanted to go away?** (The younger son.)
3. **What did the younger son ask for before he left?** (He asked for his portion of the money.)
4. **Why did the younger son want to go to a far away country?** (He wanted to leave his father's home and live the way he wanted to.)
5. **Did the son have a good life in the different country?** (In the beginning, he was having a good time because he spent his money on whatever he wanted. But soon,

he used up all the money and did not have money for food. He had to feed pigs.)

6. **Why did the son want to come home?** (He knew he had done wrong things. He had sinned against God and was not obedient to his father.)
7. **What did the father do when his son came home?** (He hugged him, kissed him, forgave him, gave him gifts and had a big feast.)
8. **Who loves us just like this father loves his son?** (God is like the father in this Bible story. When we do wrong things, we need to ask God to forgive us in our prayers and He will hear us. Most importantly, we must not repeat the mistakes.)
9. **When you do something wrong, what do your parents do?** (Allow students to respond.)



Life Application Story

The Broken Jar

Michelle and her mom, Mrs. Marsh, were out shopping at the market one afternoon. They were at the ice cream aisle. Michelle loved ice cream and her mom had promised to buy her some because she had done all her chores that week. As Michelle looked at all the different flavors, she suddenly heard a loud crash. Both Michelle and Mrs. Marsh turned their heads toward the sound. They saw that just down the aisle, a young boy had knocked over a big glass jar that was holding a lot of candy. There was glass everywhere.

"Didn't I tell you to stay close to me?" said the mother to the boy. "Now, look at what you did!"

The boy just stared at the mother. Michelle could see that he had tears in his eyes. Then the manager of the store came to see what had happened.

"Oh, it's just some broken glass. We will get it cleaned up right away. Do be careful though. I don't want anyone to get cut," said the manager.

The boy's mother picked up the boy and apologized to the manager.

"I am really sorry. I can pay you for the candy and jar that we broke," offered the mother.

"Oh no. Don't worry about it. We will take care of it. Just be careful next time, okay?" said the manager to the young boy.

The mother thanked the manager for cleaning up the mess and left the store right away with the young boy.

"How come the boy didn't get in trouble for breaking the jar?" Michelle asked her mom.

"Well, the store manager was nice and just told him to be more careful next time," explained Mrs. Marsh.

"Usually, if I break something, I have to be the one to clean up the mess," said Michelle.

"That's because you are much older than he is. Besides, the manager had the power to decide what to do. And he decided to forgive the boy and let him leave without getting into more trouble," Mrs. Marsh said.

"I wish that would happen to me the next time I do something wrong," sighed Michelle.

"You know, that does happen to you. Every time you do something you are not supposed to, God forgives you when you are sorry. He doesn't punish you if you repent and pray to Him," explained Mrs. Marsh. "Remember the story of the lost son? He asked his father for money and went to a far away country. When he was there, he wasted the money and soon, he had nothing left. There was a famine in the land and he had to go find a job feeding pigs."

"Yeah, I remember that story. It must have been kind of gross to feed the pigs since they smell and everything," said Michelle.

"Yes, that's probably true. But one day, the son remembered his father and decided to go home. He asked his father to forgive him for the wrong things he had done. And you know, the father wasn't even mad. He was so happy his son had come home, he gave him all the best things and threw a big party to celebrate."

"The son was lucky his father was so nice," commented Michelle.

"This story isn't about how lucky the son was. It is about how loving and forgiving the father was. Jesus wants us to understand that our Father in heaven is always ready to forgive us, no matter what kind of wrong things we have done, as long as we repent. That means we tell God how sorry we are and decide to change so we don't do it again," Mrs. Marsh said.

"I am glad the boy didn't get in trouble," Michelle said.

"Yes, and we should remember that God is always waiting for us to do the right things. We should feel very lucky that Jesus is our God," said Mrs. Marsh.

Michelle opened the freezer door and picked out the one she wanted- mint chocolate chip.

"I think that's all we need. Let's go and pay. Then we can go home, have some ice cream and thank God for another wonderful day!" said Mrs. Marsh as they walked toward the check-out.

Questions to Think About

1. **What did the store manager say to the boy after he broke the jar?** (He told him it's okay and to be more careful next time.)
2. **Why did Michelle think the boy was lucky?** (He was forgiven and didn't get in trouble.)

3. **When does God see what we are doing?** (He is always there watching us. We should try our best to do what makes God happy. But when

we do something we shouldn't, we need to ask for forgiveness.)



Activity 1

The Lost Son Comes Home

Cut out the book along the solid lines. Fold along the dotted lines. Review the story with the students by reading it out loud. The students can color in the pictures.



Activity 2

God Is Always With Us

Look at the pictures. God is with us all the time, no matter where we are or what we are doing. That means we should do things that please God all the time. Fill in the blanks.

1. God is with when we _____ (sleep).
2. God is with us when we are at _____ (school).
3. God is with us when we are at _____ (church).
4. God is with us when we are at the _____ (park).



Activity 3

Special Rings

Materials:

1. chenille wires
2. large beads
3. scissors

Directions:

1. In this activity, the students will be making rings to remind them of the ring the son received from his father in the story.
2. Provide each student with a short piece of chenille wire.
3. Have them slip several beads onto the wire.
4. Help the students bend the wire into a circle. Tuck the ends of the wire into one of the beads.
5. Help the students adjust the ring so it will fit on


their finger.

6. As the students work on this activity, discuss how the father felt when his son came home. Talk about why he gave his son the robe and ring. How are we also special to God?

Activity 8:1

The Lost Son Comes Home

Cut out the book along the solid lines. Fold along the dotted lines. Review the story.



The younger son has to find a job feeding pigs.



The younger son spends all the money.

The younger son tells his father he is sorry.



The younger son takes the money and leaves ~~the house~~.



Activity 8:2

God Is Always With Us

Look at the pictures. God is with us all the time, no matter where we are or what we are doing. That means we should do things that please God all the time. Fill in the blanks.



WORD BANK

school
church
park
sleep



God is with us when we

_____.

God is with us when we

are at _____.



God is with us when we
are at _____.



God is with us when we
are at the _____.

Jesus Heals a Blind Man

Overview



Materials You'll Need

- large paper plates
- white construction paper
- markers or crayons
- scissors



Scriptures

Jn 9:1-11, 35-38

Bible Truth Objective(s)

Jesus showed His love and power by healing a blind man

Behavioral Objective(s)

To teach the children that we should thank God for the ability to see; to encourage the children to use their eyes to look for ways to help others.

Memory Verse

"I am the light of the world." (Jn 9:5)



Bible Knowledge

The Pool of Siloam

The Pool of Siloam was made by King Hezekiah. His workers built an underground tunnel from a spring outside the city walls that carried water into the city. Thus the people could always get water without fear of being attacked, particularly by the Assyrians at that time. This water source was especially important too in times of siege (see 2 Kgs 20:20; 2 Chron 32:30).

Jesus' Healing

A common belief in Jewish culture was that sickness and suffering was the result of some great sin. In this case, the man was born blind. That is why Jesus' disciples asked if the man's parents had sinned, which could have resulted in the baby being born with a disease. But Jesus rejected these claims. Instead, Jesus used this man's suffering to teach faith and what it means to glorify God.

It was common at the time to mix clay and saliva to help with eye infections. But according to the rules and regulations created by the Pharisees, there was a long list of specific things a person

could or could not do on the Sabbath because it was a day of rest. Kneading the clay and healing the man were considered work and therefore forbidden. Jesus could have chosen to heal the man with merely a word. Yet, He chose to make the clay with His hands. By doing so, Jesus may have wanted to make His point about the Sabbath, that it is important to care for others' needs, even on a day of rest.

Excommunication

In John 9:22 it records that the parents of the healed man were afraid they would be "put out of the synagogue." This would be the same as being excommunicated. The Jews had three types of excommunication. The first was when a person was not to come within six feet of anyone else for 30 days. The second lasted an indefinite time and the person was not allowed to worship or fellowship with anyone. The last and most severe was when a person was expelled forever. Any of these would have been considered serious since no one would want anything to do with a person who was excommunicated. This man, however, had less to lose since he had been an outcast his entire life before he met Jesus. Now he had a chance at a new life.



Understanding Your Students

Young children are usually fascinated with fantastic stories. They especially like to listen to stories about Jesus' great power. In today's lesson, Jesus healed a man who had been born blind. Although it is certainly a great miracle, the students may not really understand the significance of such a healing.

In order to help them see the story from the man's perspective, the teacher could try blindfolding the students before the lesson so that they may experience, even if it is only for a few minutes, what the man felt like. When done in an organized fashion, one or two of the students could also try walking around the room blindfolded. They will get a taste of what it is like to be blind. After they take off the blindfolds, talk about how scary it is when someone who cannot see

walks around, not knowing where things are. They could trip or fall, and even get hurt. Also take some time to discuss all the things a person would not be able to do for himself if he were blind. Today, there are assistance dogs, government provided transportation, and Braille to help those who are unable to see. But back in the time of Jesus, there were no such things. A person who was blind was very limited in the kinds of things he could do. How would that have made the blind man feel? It is critical to tap into the empathy of the students. The more they are able to develop a sense of awareness of others, the less self-centered they will become. If they saw the blind man, what kinds of things could they do to help him out? What about today? What kinds of situations do we come across where we are able to offer help? Through this kind of discussion, we can help them become good helpers.



Vocabulary

Blind

to be unable to see

Punishment

a consequence (usually something not enjoyable) for breaking the law or rules

Miracle

something amazing and great that only God can do



Before You Teach

The blind man experienced a new and transformed life through Jesus. Before meeting Jesus, he spent much of his life as a beggar. He had no hope. But when Jesus told him to wash in the pool of Siloam, he was able to see for the first time in his life. He no longer had to beg for money or food. He could enjoy the outdoors. He could have a real future. Even more important was that this man gained not only physical sight but also spiritual sight, as he recognized Jesus as Master and the Lord.

Many of us try to take good care of our bodies. We exercise and eat healthy food because we want our bodies to be in shape. But how many of us invest the same amount of time and energy into our spiritual well-being? Of course, it is good to be

healthy, but we know that one day, our physical being will perish. What is important for eternal life is our spirit.

Peter tells us to grow in spiritual strength and become better acquainted with our Lord and Savior Jesus Christ (2 Pet 3:18). When we spend time reading the Bible, praying to God, and meditating on His teachings, our spiritual eyesight will also be opened like the blind man in the story. We will recognize our Lord as our Savior and that nothing else is more important. Then we will naturally prioritize our life in such a way that God's teachings and commands come first. Our values will be based on the standards of the Bible and not of the world. The blind man's life was certainly changed forever when he was able to see. But that would only be his life on earth. Because his spiritual eyesight was opened, he received the gift of eternal life, and that is more precious than anything the world can offer.



Bible Story

Jesus Is Loving and Forgiving

In the last lesson, we learned about a story that Jesus told. There was a father and his two sons. One day, the younger son asked his father for the money he had saved for him. He wanted the money because he wanted to travel far away and spend it on the things he wanted to. The father didn't want his son to leave, but he loved his son so much he gave the son the money. The younger son packed up his belongings and left his father's house. After he got to the far away land, he began to use his money carelessly. He bought a lot of things and ate a lot of good food. But soon, his money ran out and he was hungry. He knew he had to get a job. So he went to work. His job was to feed the pigs. He was so hungry that he wanted to eat what the pigs were eating. Then he knew he had to go home and say sorry to his father for all the things he had done. When he got home, he told his father how sorry he was. He would have been happy if his father had let him be a servant in the house. But his father was just glad his son had come home. He forgave his son and told the servants to give the son a robe, a ring and a good pair of sandals. He even welcomed his son home with a big feast. Jesus told this story because He wanted people to know that He is like the father in the story. When someone comes to Jesus and says that he is sorry, Jesus will forgive him for the wrong things he has done. Jesus will be like the father in the story and not be angry anymore. Jesus is a loving and forgiving Father, isn't He? Jesus is also full of power. In today's story, we are going to learn about a great thing He did for a blind man.

A Blind Man Begs For Food and Money

Has anybody met a blind person before? A blind person is someone who cannot see. Can you imagine what it would be like to not see? It would probably be hard to do things for yourself. If you could not see, what would you miss seeing? (Teacher may choose to blindfold some of the students or turn out the lights if the kids are willing and let them experience total darkness. Talk about what it is like to be blind and help them understand what it is like not being able to see. Let them express their opinions.) Our Bible story is about a man who couldn't see. Actually, he was

born blind. Because he was blind, he couldn't work or do many things for himself. So most of the time, he sat on the roadside, asking people who passed by for money or food.

One day, Jesus was walking with His disciples. It happened that Jesus saw this blind man who was sitting on the roadside. Just like before, the man was asking people to give him some food or just a little bit of money.

Jesus Puts Mud on the Blind Man's Eyes

During this time, people thought that bad things happened only to people who had done wrong things. They thought that being blind was a punishment for having done something wrong before. So when the disciples saw this blind man, they wondered to themselves, "What made this man blind?"

So they asked Jesus, "What did this man do wrong? Or was it his parents who did something wrong to make him blind when he was born?"

Jesus answered them, "The man and his family did nothing wrong to make him blind. This man is blind so God can show His great power and love."

Then Jesus walked over to the blind man and did something very interesting. Can you guess what Jesus did? (Give students time to respond.) He did something His friends and His disciples had never seen before. He got close to the ground and spat on the dusty ground. He used his saliva to mix the dust until it became muddy. Then Jesus put some of this mud onto the blind man's eyes. The people watching probably thought this was very strange.

Jesus Heals the Blind Man's Eyes

After Jesus had put the mud on the blind man's eyes, He told him to go to a special pool to wash the mud off his eyes. This pool was called "The Pool of Siloam." These were certainly strange things that Jesus did. Do you think the blind man listened to Jesus? (Let the children raise their hands if they think yes). That's right, the blind man did just what Jesus told him to do! He got up and slowly felt his way to the pool with his hands and his feet. When he got to the pool, he took some of the cool water in his hands and washed the mud off his eyes. What do you think happened when his eyes

were clean? Yes! He could see! What do you think he was able to see? (Maybe his own hands, the water, the sky, the sun, the people around him.) He must have been so excited. If you could see after being blind, what might you do? (Allow students to share. Some ideas: you might jump up and down, or shout, "I can see!")

The blind man probably wanted to run home and tell his family what Jesus had done for him. As he headed back, many people recognized him.

Some of them said, "Isn't this the blind man who was asking for food and money by the road? How come he can see now?"

Other people said, "Maybe it's just someone who looks like him."

But the man heard what they were saying. So he said to them, "It is me! I am the man who was blind!"

So the people asked him, "How come you can see now?"

The man explained, "A man named Jesus put

some mud on my eyes and told me to wash in the pool. After I did that, I was able to see."

The people who heard the man were very surprised! What a great miracle!

Jesus Is Powerful and Full of Love

Jesus did many miracles in the Bible. Miracles are things that can only be done with God's help. Jesus healed the man by letting him see, even though he was born blind. That is a miracle. In the story, Jesus healed the blind man to show God's great power and love. Before the man met Jesus, he could not see and no one could help him to see. But Jesus loved the blind man and helped him to see. Jesus loves us today and He can help us. Today God can also heal people who are sick. He can help people get well. Jesus does this to show people how powerful God is and how much God loves everyone. Let's praise and thank God that He loves us very much.



Check For Understanding

- 1. When someone is blind, what is the one thing he cannot do?** (He cannot see.)
- 2. How long had the man in this story been blind?** (His whole life. He was born blind.)
- 3. Why did the disciples ask Jesus if the man or his parents had done something wrong?** (They thought the man or his family had done something wrong and that was why the man was born blind. They thought it was a kind of punishment.)
- 4. What did Jesus say was the reason he was blind?** (It was to show God's great power and love.)
- 5. What did Jesus do with His saliva?** (He spat on the ground and made mud with the dirt. Then He rubbed it on the man's eyes.)
- 6. What did Jesus tell the blind man to do?**

(Jesus told him to wash his eyes in the pool.)

- 7. What did the man tell other people after Jesus made him see?** (He told other people that Jesus healed him of his blindness.)
- 8. Jesus shows love for us, too. One way He shows His love is to answer our prayers when we ask for help. We can ask for Jesus' help in everything. What are some things we might need help with?** (We need help to get well when we're sick, to not feel afraid of the dark, to tell the truth, to get along with others, to obey our parents.)
- 9. God gave us eyes so that we can use it for good purposes. What are some of the things we can use our eyes for?** (We can use it to study and do well in school, we can help others when we see that they need help, we can read the words of God.)



Life Application Story

The Car Ride Home

The Marsh family was on their way home from shopping at the supermarket. They had also just bought two large pizzas for dinner. Michelle and John couldn't wait to get home so they could eat them. Smelling the pizzas in the car was making them hungry! So Michelle and John sat in the back-seat trying to think of games to play.

Michelle said, "John! I've got a game we can play. Let's list as many things as we can that are blue. I'll start. Your shoes are blue!"

"Okay," John said excitedly. "That car is blue, and so is your shirt."

"That road sign is also blue," said Michelle.

The two children looked outside the car window to try to spot more things that were blue.

Then all of a sudden, Michelle shouted, "Mom, Dad, look at that kitten on the road."

Mr. Marsh pulled the car over to the side of the road.

"Where is the kitten?" asked Mrs. Marsh.

"Over there," said Michelle as she pointed to some bushes by the sidewalk.

"Oh, I see it," said John.

"He looks like he is hurt," said Mr. Marsh as he opened his door. He got out of the car and walked over to where the kitten was. He took a look and then walked back to the car.

"Well, what happened, Dad?" asked Michelle.

"It looks like the kitten has a broken leg."

"We can't just leave it here. We have to do something," Michelle said.

"Maybe the kitten belongs to one of the neighbors here on this block," suggested Mrs. Marsh.

"We could knock on the doors and see if the kitten belongs to anyone," said Michelle.

"Well, I suppose we could try," said Mr. Marsh as the whole family got out of the car.

Mr. Marsh and Michelle went to one house and Mrs. Marsh and John started at a different house. After knocking on a few doors, the family found out that the kitten belonged to a lady at the end of the street. So they carefully picked up the kitten and walked over to the house. John saw a doorbell and rang it. After a few seconds, a woman

opened the door.

"Does this kitten belong to you?" asked Michelle right away.

"Yes, he does. Where did you find him?"

"Michelle spotted him as we were driving by. He was hiding under some bushes at other end of the street," explained Mr. Marsh.

"Well, you certainly have good eyes, young lady. I looked for him all afternoon after he ran out the back door and I couldn't find him anywhere."

"It looks like he is a little bit hurt," said Mr. Marsh as he handed the kitten back to the lady.

"I will take him to the vet right away. Thanks again for finding my kitten," said the lady as she shut the door.

As the Marsh family walked back to the car, John said, "Well, I guess it was lucky we played the game."

"Yes, Michelle, you had good eyes to spot the kitten and because you saw him, we were able to help him," said Mrs. Marsh.

Mr. Marsh took his keys to open the car door and the whole family got into the car and buckled up.

"God gave us our eyes so that we could use them to do good things, like read, study hard, and help others when we see a problem," said Mr. Marsh as they drove off. "You did a good job today, Michelle."

Michelle smiled. She was glad she did something that made God happy. She was happy that the kitten was safe too.

As she was thinking about what just happened, John said out loud, "I am so hungry now. I can't wait to get home so I can eat three slices of pizza!"

The whole family laughed and agreed that they were hungry too. But they were happy they had done something good.

Questions to Think About

1. **What can we do with our eyes that please God?** (Allow students to answer. We can read books and study hard at school, we can read the Bible and learn God's words, when we see a problem we can try to help or get help.)
2. **How can we keep our eyes healthy?** (Eat healthy food, not watch too much television, use sunglasses to protect them from the sun.)
3. **What can we do when we see someone who needs help?** (Allow students to answer.)



Activity 1

Jesus Helps the Blind Man See

Look at the picture. Can you find the things that were a part of the story? Look for: a blind man, mud, a pool of water, and Jesus and His disciples.



Activity 2

How Can We Use Our Eyes To Help?

Look at each set of pictures. How are the people using their eyes to help? Trace the bold words with a pencil or marker.

1. When we see someone hurt, we can get a grown-up to help.
2. When we see someone carrying a lot of things, we can open the door for her.
3. When we see garbage lying around, we can throw it out in the trash.



Activity 3

Eyes That Can See

Materials:

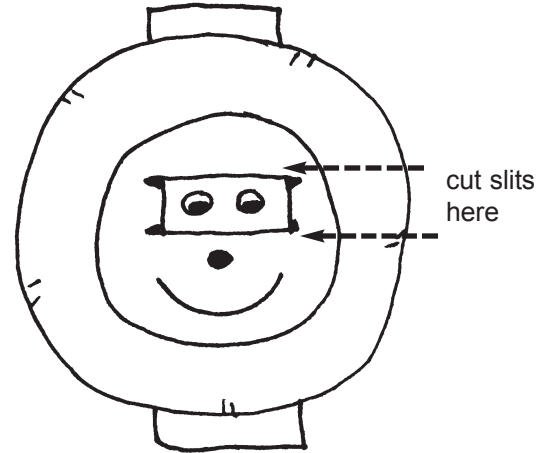
1. large paper plates (teacher will need to pre-cut slits; see diagram)
2. markers or crayons
3. white construction paper
4. scissors

Directions:

1. Give each student a paper plate with pre-cut slits (two slits about one and a half inches apart).
2. Help students slide their strip of white construction paper through the slits.
3. Have them draw a pair of eyes on the construction paper to show the blind man being able to see.
4. Now direct the students to pull their paper down (or up) slightly so that the eyes are no longer visible. On the blank space, help them draw eyes that are closed to represent the blind man.
5. Show the students how to slide the construction

paper up and down to show how the blind man became a man who was able to see.

6. The students can use markers or crayons to draw a mouth, and nose on the paper plate to complete the face.
7. As the students are creating this craft, review the story of how Jesus helped the blind man see. How must the blind man have felt? How come Jesus was able to help the man see?



Activity 9:1

Jesus Helps the Blind Man See

Look at the picture below. Can you find the things that were a part of the story?

Look for: a blind man, mud, a pool of water, and Jesus and His disciples.



Activity 9.2

How Can We Use Our Eyes To Help?


Look at each set of pictures. How are the people using their eyes to help?
Trace the bold words with a pencil or marker.

1.




When we see someone hurt, we can get a grown-up to **help**.

2.



When we see someone carrying a lot of things, we can **open** the door for her.

3.



When we see garbage lying around, we can **throw** out the trash.

Jesus Raises Lazarus From the Dead



Overview

Materials You'll Need

- no extra materials are needed for this lesson



Scriptures

Jn 11:1-45

Bible Truth Objective(s)

Jesus performed a miracle and raised Lazarus from the dead.

Behavioral Objective(s)

To teach the children to feel confident that life is in the hands of God

Memory Verse

"I am the resurrection and the life."
(Jn 11:25a)



Bible Knowledge

Lazarus' Resurrection

Lazarus and his sisters lived in Bethany. Bethany is located at the foot of the Mount of Olives, about two miles from Jerusalem.

Lazarus, whose name means "God has helped," was a close friend of Jesus, as were his two sisters Mary and Martha (see Lesson 5; Mary's anointing of Jesus happened after Lazarus was raised from the dead; the lessons are not sequential). Jesus must have had great love for this particular family because the messengers who brought the news to Jesus referred to Lazarus as the one whom Jesus loved (Jn 11:3).

Jesus knew the sisters' pain, but He did not respond immediately. His delay had a specific purpose. Sometimes, God's timing may make us think He is not answering our prayers or is not answering the way we want Him to. But He will meet all our needs according to His perfect plan and purpose. Although Jesus was capable of healing Lazarus immediately, He chose to resurrect Lazarus a few days after his death. Through this great miracle many came to believe in Him, and a greater

good was accomplished.

From the dialogue Jesus had with Mary and Martha, it is apparent that their understanding of the power of Jesus was imperfect. Their faith no doubt would have been strengthened from witnessing their brother's resurrection.

Tombs at that time were usually caves carved in the limestone rock of a hillside. A tomb was often large enough for people to walk inside. Several bodies were usually placed in one tomb. After the burial, a large stone was rolled across the entrance of the tomb to seal it.

Only the Gospel of John mentions the resurrection of Lazarus. The Synoptic Gospels do record Jesus' resurrection of Jairus' daughter and the widow of Nain. But both of these miracles occurred no more than a day after their respective deaths. Jewish custom held that the soul of the deceased hovered around the body for three days after death. When Jesus reached Lazarus' tomb, Lazarus had been dead for four days. As He stood before the tomb, Jesus commanded, "Lazarus, come out!" (Jn 11:43). To everyone's amazement, Lazarus was brought back to life. Thus the resurrection of Lazarus after four days clearly demonstrated to the Jewish witnesses that Jesus was the Author of life.



Understanding Your Students

The students at this age don't have a real grasp of death. Some may have experienced the death of a family member or a pet. But unless they were extremely close to that person or animal, it would not likely have impacted them very much. Therefore, it is our job to stress that death is permanent, so they can see how great God's power is, but at the same time, not to scare them with the profoundness of death.

If the students do express fears and concerns about death, admit to them that death may seem scary because we don't know what will happen to us. But explain that Jesus gives life after death to all who love and believe in Him. That is why we are called Christians. We believe that Jesus is God and can give

us eternal life. No one but Jesus is great enough to do something as wonderful as that.

When we explain the death and resurrection of Lazarus to the students, we want them to see that Jesus was no ordinary person. He is God Himself. Emphasize the fact that because Jesus was sent from God, He had power from God even though He was human. It is also possible that the students might see Jesus as some kind of superhero. Don't be surprised if they start to talk about favorite fictional superheroes from television and compare them to the power of Jesus. Children today are fascinated by these fictional characters, who supposedly possess incredible powers. Gently explain to them that these characters are not real, but that Jesus is and His power is real. He is the only one who has lived and resurrected. He is the only one who has overcome death.



Vocabulary

Miracle

something amazing and great that only God can do

Tomb

a cave where a dead person was buried

Linen

a kind of cloth that dead people were wrapped in before they were buried

Resurrect

to be alive again after you have died



Before You Teach

The Bible records that when Jesus heard Lazarus was sick, He stayed two more days in the place where He was before heading to Bethany. This may have seemed strange because the Bible also records that Lazarus was someone whom the Lord loved. It would be reasonable to expect Jesus to rush to Lazarus' side and help him. Why did Jesus stay away for several days? The purpose was to glorify God. If Jesus had gone immediately, He might have reached Lazarus before he died. Then many would not be able to witness the miracle of bringing the dead back to life again. The people who knew Jesus, including the disciples, did not understand this. Even Mary and Martha both said to Jesus, "Lord, if You had been here, my brother would not have died." Clearly, they did not have a mature understanding of God's power and timing. They assumed that because Jesus had come four

days later, there was nothing that could be done.

Today, when we pray to God, we also expect Him to respond to our requests in a certain way. Like Mary and Martha, we place our human reasoning onto God. We give God a timeline; we give God ultimatums; we tell God to do things our way. But through this miracle, Jesus has shown us two things: God has power over all things and is capable of anything, even resurrecting the dead, and God's timing is the best timing. When God makes us wait or doesn't answer us the way we expect Him to, we must believe that God has His purposes. We may not be able to see the reasons right away, but we need to trust that God only wants what is best for us. In due time, we will see His good purposes.

When Mary and Martha saw their brother pass away, they probably had lost all hope. Even when they saw Jesus, they probably thought He had come to mourn with them. Yet, Jesus showed them the greatest miracle of all. Let us be encouraged to trust in God and know that He can do anything, at the right time.



Bible Story

Jesus Performs Great Miracles

In the last lesson, we learned that Jesus healed a man who had been born blind. That means this man could not see anything. He spent most of his life begging for food and money because he could not work. One day, Jesus passed by where this man was sitting and Jesus wanted to help him. First He spat on the ground. Then He mixed the saliva with the dust until it became muddy. Jesus put some of the mud onto the man's eyes. Finally, Jesus asked the man to go and wash the mud off in a pool. The man obeyed and did exactly what Jesus told him to do. When he washed the mud off, he found out that he could see things he had not been able to see before. What might some of those things be? (Allow students to share their ideas.) The man was excited and happy. He never thought he could see, but Jesus gave him a new life. We know from this lesson that Jesus can do wonderful things. Today, we are going to hear about another story where Jesus performed a great miracle. He did something that no one thought anyone could ever do.

Jesus' Friends Mary, Martha, and Lazarus

Jesus had three friends named Mary, Martha, and Lazarus. We might remember Mary from a previous lesson. She was the one who poured the expensive perfume onto Jesus' feet because she loved Him very much. We might also remember that Mary and Martha were Lazarus' sisters. So they were part of the same family. They lived in a village called Bethany, which is in Judea. Jesus loved them all very much.

One day while Jesus was teaching some people, a messenger came to him from Mary and Martha. A messenger is a person who tells people news. This messenger didn't have good news.

"Jesus, I have sad news to tell you. Your friend Lazarus is very sick."

Jesus loved Lazarus very much and He was sad to hear that he was very sick. The people thought that Jesus would go to see Lazarus right away. But Jesus did not. Even though Jesus loved Lazarus and wanted to see him, He had a very special plan in mind. He wanted to show people that He was sent by God. So

Jesus decided not to go to see Lazarus and heal him right away. He decided to wait two days.

After two days Jesus said to His disciples, "Let us go to Judea again."

Jesus knew in His heart that He had to go to see Lazarus now. He knew that Lazarus was already dead. No one needed to tell Him because He is God and He knows everything.

Jesus said to His disciples, "Our friend Lazarus is dead. I want to see Him. I' have something special to show you."

The disciples obeyed and followed Jesus to Judea.

Lazarus Is Dead

Jesus and His disciples went to Judea where Martha and Mary lived. When Jesus arrived in the town, He found that Lazarus had already been in his tomb for four days. Many people came to the house of Mary and Martha to comfort them. They came to visit because they knew Mary and Martha were sad their brother was dead. These people wanted to make Mary and Martha feel better.

When Martha heard that Jesus was coming, she ran to meet Him.

When she saw Him she said, "If You had been here You could have healed Lazarus and he would not have died!"

Jesus said to her, "Your brother will be made alive again." Martha didn't really understand Jesus. She thought Jesus meant Lazarus would be taken up to heaven one day.

Jesus asked her, "Everyone who believes in Me will live. Do you believe this?"

Martha said, "I believe You are the Son of God."

She still didn't really understand what Jesus meant. She still thought Jesus meant Lazarus would be taken up to heaven. After this, Martha went back to the house and called her sister. There were many people in the house at that time. They were trying to make Mary feel better. Martha said to Mary, "Mary! Come quickly! Jesus is calling for you."

Mary ran to see Jesus. The people who were in the house followed her. They thought she was going to visit Lazarus' tomb to cry there. When she saw Jesus she fell down at His feet and cried. She was so sad!

She said, "Jesus, if You had come here sooner, Lazarus would still be alive!"

When Jesus saw all the people crying, Jesus cried too. Jesus was sad that His friend Lazarus was dead. He felt sad that Mary and Martha missed Lazarus their brother so much. All the people who followed Mary saw Jesus cry and how much He loved Lazarus.

But some of them said to themselves, "Jesus has done so many great things. He has made so many sick people better again. Couldn't Jesus heal Lazarus when he was sick so he wouldn't die?"

Even though Jesus was sad He knew that something great was going to happen.

Jesus asked them, "Where is Lazarus now?" They led him to the tomb where Lazarus was. The tomb was a big cave with a big stone covering the front of the cave.

Jesus said, "Take away the stone".

But Martha answered, "But, Jesus, Lazarus has been dead for four days! His body is going to smell."

Lazarus Is Brought Back to Life

Jesus said, "Martha, believe in Me. You will see the glory of God."

So they took away the stone and Jesus prayed

out loud. "Father, I thank You because You hear when I pray. There are so many people here. I am praying to You because I want the people here to know that You have sent Me."

Everyone who was standing near the cave wondered what Jesus was going to do next.

Then Jesus spoke in a loud voice, "Lazarus, come out!"

What do you think happened next? That's right! A great thing happened! What do you think it was? The people couldn't believe their eyes. Lazarus came out from inside the cave. He was alive! He walked out and he was still covered from top to toe in strips of linen. That's how dead people were wrapped. There was even a cloth around his face!

Jesus said, "Take off the linen and let him go."

Mary and Martha could hardly believe what had just happened. Jesus had done a great thing! Jesus had brought their brother back to life! The people who were there were also surprised. They knew that Lazarus had been dead for four days. But they saw how Jesus brought him back to life again. How amazing! They knew that only someone with God's power could do this. Many of them came to believe that Jesus was sent by God. They believed that Jesus had power over everything.



Check For Understanding

1. **Who was very sick?** (Lazarus.)
2. **How many days did Jesus wait before going to see Lazarus?** (Two days.)
3. **What did Mary and Martha say to Jesus when they saw Him?** ("If You had come sooner, then Lazarus would not have died.")
4. **What did Jesus say after the stone was rolled away from the tomb?** (He told Lazarus to come out of the tomb.)
5. **What happened after Jesus spoke those words?** (Lazarus came out of the tomb, still wrapped in linen cloth.)
6. **How long had Lazarus been dead before**

Jesus brought him back to life again?

(Four days.)

7. **Why did Jesus wait until Lazarus was dead before He came?** (He wanted to show everyone the kind of power God has. God has power over life and He can also bring back to life those who are dead.)
8. **What did many of the people who saw this miracle do?** (They came to believe in Jesus because they believed that Jesus was sent by God.)
9. **God is the only one who can resurrect the dead. What does it mean to resurrect?** (It means to come back to life after you have died. If someone in your family believed in the Lord but has died, do not feel sad.)

Jesus promised us that He is the resurrection and the life, meaning that He will make the dead come back alive in the

future. He is the greatest on earth and in heaven. We should really thank God because He loves us and gives us life.



Life Application Story

A Special Visit

The Marsh family was going to take a special trip on Sunday. They were going to visit Mr. Cox in the hospital because he was very sick. Mr. Cox was an old friend, and the caretaker of the church. Mr. Cox had watched Michelle and John grow up.

"Hurry up kids. It's time to go!" shouted Mr. Marsh from outside. John and Michelle gathered their things and rushed outside to put them in the car. John had drawn a picture for Mr. Cox. Michelle brought a handful of colorful flowers she had picked from the garden. They looked great and smelled just wonderful. Soon, the family was off.

"When will Mr. Cox get to leave the hospital?" Michelle asked from the backseat. "He's been there for a long time."

"Mr. Cox has been pretty sick, Michelle," replied Mrs. Marsh. "We've just got to keep praying for him. He has wonderful doctors and nurses looking after him, but what he really needs is for Jesus to take care of Him."

"Why don't we pray for him now?", John chipped in.

"That's a great idea," said Mr. Marsh. "Why don't we ask Mom to lead the prayer?"

They all prayed together in the car. In the prayer, they all hoped that Mr. Cox would get better soon. Mr. Cox was a good family friend and he looked after the church so well.

When they got to the hospital, a nurse showed them to Mr. Cox's room. Mr. Cox looked like he was sleeping, but when they walked in, he opened his eyes.

"Why, hello! I'm so glad you came to visit," Mr. Cox said.

The whole family crowded into the small hospital room.

Mr. Marsh asked, "Are you doing better, Mr. Cox?"

"We've been praying for you," said John.

"Praise the Lord, I'm doing better," Mr. Cox said. Michelle gave Mr. Cox the flowers she had picked and said, "These are for you, Mr. Cox. I'll put them by your window," Michelle said.

"Thank you, Michelle. They are so colorful and smell so good. These will really brighten my room," Mr. Cox said. "I was just thinking about you all. I'm so glad to see you again."

John also gave Mr. Cox the picture he drew.

"John, did you draw this yourself?" Mr. Cox asked.

"I sure did. This is a picture of you. You are standing in front of the church, taking care of the grass and flowers like you always do," John said.

"This is a wonderful picture," Mr. Cox said. "I'm going to ask the nurse to put it up right over there so I can see it. This will remind me of how much Jesus loves me and takes care of me because He gives me such good friends."

Then John asked, "When Jesus makes you better, will you plant some more flowers in the front of the church with me, like you promised?"

"Of course," Mr. Cox said. "Actually just this morning the doctors said I should be out of hospital in a week. We could go and buy some flowers then."

Michelle excitedly turned to Mrs. Marsh and said, "We just prayed in the car this morning for Mr. Cox, and the doctors say he can go home soon."

"Jesus loves Mr. Cox very much and has looked after him," Mrs. Marsh replied. "Jesus loves all of us. He listens to us when we pray, and heals us when we're sick, just like He did in the Bible stories."

Mr. Cox said, "Why don't we pray now to thank God for good friends and for helping me get better?"

Everyone bowed their heads and began to pray softly to thank God.

Questions to Think About

1. **What were Mr. Cox and the Marshes thanking God for?** (They were thanking God for taking care of Mr. Cox.)
2. **What can Jesus do that no one else can do?** (Allow students to brainstorm ideas.)



Activity 1

Jesus Raises Lazarus

Look at the pictures. They are in the wrong order. Which picture comes first, second, third, and last? Write the numbers in the boxes to tell how the story went.

1. Mary cries to Jesus.
2. Jesus tells the people to roll away the stone.
3. Jesus prays to God.
4. Lazarus comes out of the tomb.



Activity 2

Life Is In God's Hands

We know that God controls everything. Below are some things that God made and controls. What are they? How does God take care of all these things? We know we can trust God to watch over all His creation.

1. water and mountains
2. animals
3. trees and plants
4. people



Activity 3

Action Rhyme


To help your students review the Bible story, have them sing the following lyrics to the tune of "London Bridge." As your students sing the song, have them act out the verses.

1. Lazarus was feeling sick,
Feeling sick, feeling sick. (Rub hand on tummy.)
Lazarus was feeling sick,
Jesus could help him.
2. Mary and Martha were very sad,
Very sad, very sad. (Use hands to rub eyes.)
All their friends were very sad.
Jesus could help them.
3. Jesus went to help them all,
Help them all, help them all. (Extend arms out.)
Jesus went to help them all
Because He loved them.

Activity 10:1

Jesus Raises Lazarus



Look at the pictures. They are in the wrong order. Which picture comes first, second, third, and last? Write the numbers in the boxes to tell how the story went.



Activity 10:2

Life Is In God's Hands

We know that God controls everything. Below are some things that God made and controls. What are they? How does God take care of them?



The Greatest Commandment

Overview

Materials You'll Need

- construction paper, various colors
- markers
- scissors
- glue



Scriptures

Mk 12:28-34

Bible Truth Objective(s)

God is pleased when we love Him and love others

Behavioral Objective(s)

To demonstrate love for God and man through concrete actions

Memory Verse

"You shall love the Lord your God with all your heart." (Mk 12:30)



Bible Knowledge

The Jewish Sects in the New Testament

In this lesson, the passages in Mark 12 refer to several Jewish sects that came to test Jesus. The ones mentioned were the Pharisees, the Herodians, and the Sadducees.

The Pharisees were the largest and more influential of the groups. The most famous Pharisee was Saul (Phil 3:5), before he was converted. The Pharisees controlled the synagogues. There are many accounts of their opposition of Jesus. The name "Pharisee" means "the separated ones." It could mean they separated themselves from the general public because of their religion, or it could be they devoted much of their time to interpreting and studying the law. Either way, the Pharisees saw themselves as authorities in the Law of Moses. They also developed many of the oral traditions. They thought that in order to obey God, one had to obey all the laws. The Pharisees did not like Jesus because He refused to accept these traditions. In fact, the question about the greatest commandment was asked by a scribe (Mk 12:28). A

scribe was an expert in the law and was responsible for interpreting and teaching it to its followers. This scribe was probably a Pharisee.

The Herodians are not mentioned in many places (Mt 22:16; Mk 3:6; Mk 12:13). Each time they are mentioned, they opposed Jesus. In this passage, they were sent along with the Pharisees to ask Jesus about paying taxes to Caesar. Because of their name, it is assumed that they were supporters of Herod Antipas and thus sided with the Roman government.

The Sadducees were the sect of the rich and the priestly families. They were in charge of the temple and its services. They claimed to be the descendants of Zadok, the high priest during the time of Solomon. But this cannot be verified. Although they controlled the temple, they did not believe in life after death (Mk 12:18) or any punishment beyond this life. In fact, they opposed the Pharisees in that they did not believe in the oral traditions. They took only the first five books of the Old Testament (the Pentateuch) as the ultimate authority. They mostly concerned themselves with their wealth and position in society. That is why they opposed Jesus. They were afraid He would be a threat to their status.



Understanding Your Students

If we were to ask the kindergartners whether they love their parents, they would all respond with an astounding, "Yes." However, it often isn't apparent through their actions or words. It isn't because they don't really love their parents. At this young age, the children are still very self-centered. This is the same with God. They will say that they love God, but it's hard to tell when they are constantly running around in class, talking during service, or not willing to share their things. That is why it is important for us to teach them concrete ways to demonstrate love for others and for God.

Tell your students that they can show love by

treating others with kindness and concern. Although it may seem rehearsed, it is very valuable to role-play specific scenarios. For example, if a friend is hurt, what could we say or do? If an elderly person didn't have a place to sit and we had a seat, what could we say or do? How does keeping the classroom clean show God we love Him? How does sharing our things tell God we love Him? How does telling the truth relate to showing our love to Him?

Also, whenever the opportunities arise, praise the students for their loving behavior in and around the church. It could be something as simple as throwing out a piece of trash or handing a pair of scissors to a friend. It could also be staying in their spot and praying for five minutes. Over time, the students will associate these concrete actions with loving others and loving God.



Vocabulary

Commandment

the special rules and laws God gave us to follow

Preach

to tell others about God and His kingdom

Wisdom

to know right from wrong; to do things according to God's will

Clever

to be smart

Trick

to fool someone



Before You Teach

The Pharisees, Herodians, Sadducees, and scribes had come to Jesus with several questions (Mk 12:13-34). But their purpose was not to get any real answers. They were more interested in trying to trap Him. One of the questions was which was the most important law. Jesus answered that we are to put God first in our lives, and love Him with every faculty of our beings (Deut 6:5). That was the first commandment. The second was to love our neighbor (Lev 19:18) because this also brings love for God into tangible form.

With these two new commandments, Jesus was essentially summarizing the Ten Commandments of the Old Testament. Loving God encompasses the first four of the Ten Commandments. Loving man is the essence of the fifth to the tenth commandments. By restating the Ten Commandments, Jesus

wanted to demonstrate that loving God and loving man are more than just laws to follow. They are more important than sacrifices and burnt offerings (1 Sam 15:22; Hos 6:6). Loving God and man should be a worship in spirit and in truth (Jn 4:24). It should not be about doing anything for the sake of obeying the laws God has laid down, or because we are afraid of the consequences. This was the very reason that kept the Pharisees and scribes from truly worshiping God. They were too burdened by the regulations and rules they had formed over the years to love God from their hearts.

Today, when we observe Sabbath, are we going to church because we want to draw near to God, or are we going out of habit? Can others see that we are Christians based on the things we say and do and not because we claim to be followers of Christ? As we live our lives, let us remind ourselves to worship God in spirit and in truth. Let us encourage one another to do things out of love. Then we will have fulfilled the intent of all of God's commandments.



Bible Story

In the last few lessons, we learned about some miracles that Jesus performed. One time, He healed a blind man. Another time, Jesus brought Lazarus back to life even though he had been in the tomb for four days already. These are amazing things that only God can do. That is why they are called miracles. While Jesus was on earth, He did many wonderful miracles to show people that He was God. He also spent a lot of time teaching people about God and how to love God. In our lesson today, we are going to learn about the greatest commandment that God wants us to follow.

God's Commandments

Do you know what a commandment is? A commandment is a rule we have to follow. We follow God's commandments, or rules, because we love God and want to obey Him. In our lives, there are also other rules we need to follow. For example, we can only cross the road when the traffic light is green; when the traffic light turns red then we need to stop. Those are the rules on the road. There are rules in our home and in class. What rules do you have at home? (Allow students to share; no talking back, sharing the toys, tidying up after playing, listening to mom and dad, etc). What are the rules we have in the classroom? (Allow students to share; hands up before answering questions, be nice and kind to others, no eating or drinking in the classroom, no talking when the teacher is talking, etc). Why do we have these rules? These rules are for our good. They are to protect us, to keep us safe, and to help us be better children at home and in class. It is hard to say which rule is the most important because all of them are very important. Today we are going to learn about a rule that Jesus said is the most important of all.

Everyone Wants to Ask a Question

When Jesus was preaching, there were many people who followed Him. They followed Him because they wanted to listen to His words. Some of the people asked Jesus questions when they did not understand what He was saying because they knew Jesus always gave good answers to their questions. Jesus knew a lot of things and everyone wanted to ask Jesus questions.

But not everyone wanted to learn from Jesus. There were people who did not like Jesus. They did not like Jesus because they had done many wrong things and Jesus told them to repent and change. They didn't like that Jesus told them what to do. These people did not listen to Jesus and they became angry with Jesus. They tried many ways to get Jesus into trouble. Sometimes, they asked Jesus trick questions, hoping that Jesus would not be able to answer them. But they were surprised because Jesus always gave good answers to their trick questions.

The Greatest Commandment

One day, there was a very clever man who came to listen to Jesus. He knew a lot about God's rules for His people. He listened to Jesus answer many of the people's questions. As he listened, he wondered if Jesus could answer his question too.

He asked Jesus, "Teacher, God had given us so many commandments. Which one is the most important?"

Wow! That is a hard question, isn't it? God has given us many commandments. Do you remember the story of Moses? Moses led the Israelites out of Egypt and crossed the Red Sea. When they came to a mountain called Sinai, God gave His people His rules- the Ten Commandments. Each of the Ten Commandments is very important, and God wrote them on the stone tablets Himself. Do you remember any of them? (Allow students to share anything they might remember. If they don't remember them, take a moment to quickly review some of them, e.g. worshiping the one true God, keeping the Sabbath, no stealing, no lying.) God wanted His people to keep all the commandments because they are all important. How would Jesus decide which of these commandments was the most important?

Jesus knew that this clever man was trying to test Him.

So Jesus answered, "The greatest commandment is to love the Lord your God with all your heart."

This means that we should love God more than anything else in this world. Nothing can compare with God, not our favorite toy, or our friends and family. Some people think having a lot of money and nice things are most important. But that is not what Jesus said.

Jesus said God is the most important and we should love Him with all our heart, and all the time. We cannot just love God a little bit, or love Him only when we remember to. Some people might ask, "We cannot see God; we cannot give Him a hug or buy Him a present and say, 'I love You,' so how do we love Him? What can we do to show our love to Him?"

The Bible tells us that the best thing we can do to show our love to God is by doing what God wants us to do. For example, God wants us to keep the Sabbath day. So when we come to church every Saturday instead of going to other places, when we concentrate in class and listen to His word, when we sing hymns and pray to Him in class, then we are doing what God wants us to do. This is showing God that we love Him. There are many more things that God wants us to do. Can you think of any examples? (Allow students to share; to pray earnestly, to be kind to others, to listen to our parents, to tell the truth, to be honest, etc.) When we are doing what God wants us to do, we are showing our love for God!

Jesus continued to say to this clever man, "The second most important commandment is this: You should love your neighbor as yourself." This means that we should love others just as much as we love ourselves.

We all want other people to like us, to be kind to us, and to help us when we are in trouble; none of us want others to yell at us or hurt us. When we

love others as we love ourselves, we would do the same for others. We would be kind and help others when they are in trouble. We would not yell at others or hurt them. Jesus said that this is almost as important as loving God. When we are having a fight with our brother or sister, or when we argue with others in school, we must remember this commandment-- we should do to others what we want others to do to us. If we want others to be nice to us, then we need to be nice to others.

No More Trick Questions

Jesus had the wisdom of God, which is why He gave good answers. He put all the rules of God into the two most important commandments: To love God with all our heart, and to love others as ourselves.

When this clever man heard Jesus' answer, he said, "That's a good answer! Now I understand that to love God and to love people are the most important of all of God's commandments."

Because Jesus answered so well, those people who did not like Jesus became afraid of Him, and they stopped asking Jesus more trick questions!

The Bible has many good teachings from God. God wants us to live a life that makes Him happy. We can make Him happy by following His commandments. We can make Him happy when we show Him how much we love Him and all the people around us.



Check For Understanding

1. **What did the clever man ask Jesus?** (Which is the most important commandment?)
2. **What did Jesus say was the most important commandment?** (To love God with all our heart.)
3. **How can we show God that we love Him?** (Do what God wants us to do. Allow students to share some concrete examples, e.g. coming to church, praying, telling the truth.)

4. **What is the second most important commandment?** (To love others as ourselves.)
5. **How do we love others as we love ourselves?** (Be kind to others, help others, not to yell at others or hurt them, share our things.)
6. **After Jesus answered this question, what happened to those who wanted to trick Jesus?** (They did not ask anymore questions.)
7. **What have we done this week to show God we love Him? What have we done to love others as ourselves?** (Allow students to share one example each.)



Life Application Story

The Big Clean Up

"Julie, Tommy, are you ready yet?" Mrs. Lewis called from the hallway. "We are leaving now!"

"Coming, Mom!" Julie answered as she skipped happily down the stairs.

"Where is Tommy?" Mrs. Lewis asked.

"I thought he came down already," Julie answered.

"Tommy! Where are you?" Mrs. Lewis called out again. A voice came from the TV room.

"I will be done in five minutes!" Tommy yelled back.

Mrs. Lewis walked across the hall and found Tommy sitting on the couch playing with his video games.

"Tommy, we have to leave now, or we will be late!"

"But it's just five minutes, then I will pass this level," Tommy said without even looking up.

"No, Tommy, we are leaving NOW!"

Tommy got up from the couch unwillingly and grumbled as he turned off the TV and followed his mother and sister to the car. He was upset because he did not get to finish his game.

As they neared the church, Julie asked, "Why are we going to church today, Mom? It's Sunday."

"Yeah, why are we going?" chimed in Tommy.

"We are going to church for a big clean up, and everyone is invited to help," Mrs. Lewis said as they drove into the church parking lot.

"Wow! There are so many people here," Tommy said, forgetting that he was still upset about not being able to finish the game. "Look! Juan, John and Susan are all here too."

It seemed that the whole church had arrived. People were carrying brooms and buckets, some were wiping windows, some were sweeping the walkway, some were cleaning the pews inside the chapel.

As soon as Mrs. Lewis had parked the car, Tommy and Julie quickly jumped out and joined the others in cleaning. Tommy and the other kindergarten students were assigned to clean up their classroom, to put all the toys away and to put crayons back into their boxes. Julie and Mrs. Lewis helped to

clean up the dining hall and kitchen.

Everyone worked very hard and everyone was having a good time. People talked and laughed as they were working together for a cleaner chapel. By the end of the day, the chapel was sparkling clean.

"That was a good day, wasn't it?" said Tommy as he got into the car.

"It was. It was so good to see so many people coming to church and working together," Mrs. Lewis said.

"I didn't know everyone was coming. I thought it would just be a few people," said Julie.

"Everyone came because we love God and we know that God loves us," Mrs. Lewis said. "We want to clean up God's church and show Him how much we care about God's things."

"Mom, I didn't really want to come this morning. I wanted to play my game instead," Tommy said quietly. "But coming to church with everyone to clean is so much more fun than staying at home."

"It's not only fun, it is also a way to show your love for God and His church," Mrs. Lewis said. "God will remember how you love Him, so much so that you gave up playing your game to come and clean His house."

"I can't wait until the next cleaning day," Tommy said excitedly. "I promise I will be early next time."

Questions to Think About:

1. **Why were Julie, Tommy and Mrs. Lewis going to church on a Sunday?** (To clean up the church.)
2. **What did Tommy want to do instead of going to church?** (He wanted to play his games.)
3. **Why did so many people come and help clean the church?** (Because they love God, and they showed their love for God by caring for His church.)
4. **How did Tommy feel after the clean up?** (He felt good; he felt coming to church to clean is much better than staying at home and playing.)
5. **What can we do in our lives to show God we love Him?** (We should listen to our parents, pick up garbage in the classroom, put the toys away after playing, etc.)



Activity 1

Who Can We Love?

Look at the people in the picture. Who can we love? Can you draw some other people in the picture whom you can love?



Activity 2

How Can We Show Love?

Look at each picture. How are the people showing love?

1. I can _____ (hug) someone.
2. I can say, "I _____ (love) you."
3. I can _____ (obey) the grown-ups.
4. I can _____ (students will draw their own picture).



Activity 3

Heart People

Materials:

1. construction paper, various colors
2. scissors
3. glue
4. markers

Directions:

1. Provide each student with a piece of red construction paper.
2. Help them draw a large heart on the paper. Have them cut it out.
3. They can draw a face on the heart. Then put the heart aside.
4. Provide the students with another piece of construction paper. Help them draw arms, and hands and legs and feet for their "heart person." (Note: The teacher can be creative and make accordion legs and arms.)
5. After they have cut out the arms, and legs, they can glue them on the heart at the appropriate places.
6. Remind the students as they work on this activity that we should love the people around us.

Activity 11:1

Who Can We Love?

Look at the people in the picture. Who can we love? Can you draw some other people in the picture whom you can love?



Activity 11:2

How Can We Show Love?

Look at each picture. How are the people showing love?

HUG
LOVE
OBEY



1. I can _____ someone.



2. I can say, "I _____ you."



3. I can _____ the grown-ups. 4. I can _____.

Draw something you can do to show love.

Jesus Rides a Donkey Into Jerusalem

Overview



Materials You'll Need

- small empty chip containers, with lids
- popcorn kernels or uncooked beans
- rubber bands
- spoons
- construction paper
- tape
- scissors
- markers



Scriptures

Mt 21:1-11, Mk 11:1-11; Lk 19:37-40

Bible Truth Objective(s)

God is great and we should worship and praise Him

Behavioral Objective(s)

To praise God with our actions and words; to be careful of what we say so that we do not offend God

Memory Verse

"Blessed is the King." (Lk 19:38)



Bible Knowledge

The Triumphant Entry

Jesus and His disciples headed towards Jerusalem, where He would make His triumphant entry. They stopped near two small villages called Bethphage and Bethany, where Jesus asked two of the disciples to get a donkey. Bethphage and Bethany were located just east of Jerusalem, within two miles of the city.

By riding on a colt into the city, Jesus fulfilled Zechariah's prophecy that the Messiah would come riding on a donkey (Zech 9:9). As Jesus entered the city, there was a large crowd supporting Him. They chanted praises, took branches of palm trees and even spread their outer garments on the ground to welcome Jesus. By doing so, the people were acknowledging that Jesus was an important person, worthy to be greeted in such an honorable fashion. The multitude that welcomed Jesus was not the people who actually lived in Jerusalem. They were probably the crowd that had been following Jesus from Jericho (Mt 20:29). It is also interesting to note that prior to this event, Jesus

had tried to stay away from the spotlight, and discouraged all fanfare. But by riding into Jerusalem, He was proclaiming Himself to be the Prince of Peace, the King, the Messiah.

"Hosanna" originally meant "save" (see Ps 118:25). The people thought that Jesus had come to establish an earthly kingdom. That is why they were so enthusiastic about Jesus' entry into Jerusalem. But what Jesus came to do was to save the people from their sins.

When the disciples shouted, "Blessed is the King who comes in the name of the Lord! Peace in heaven and glory in the highest," it was essentially a citation of Psalm 118:26, with the word "King" added in. The disciples said this because they realized that Jesus was the promised King sent by God. Even though they seemed to recognize who Jesus was at that moment, they still had a limited understanding of Jesus' real purpose. When Jesus was about to be crucified, many of them scattered. Even Peter, who had stayed behind, denied knowing Jesus. It was not until Jesus' death, resurrection and ascension that the disciples finally understood all the Old Testament prophecies concerning the Messiah had been fulfilled through Jesus.



Understanding Your Students

Kindergartners enjoy learning and using new words, but we need to be sure when we introduce new words that the children know what they mean. A word that will come up repeatedly is “praise.” “Praise” is simply an expression of approval; it’s a commendation. Explain to your students that to praise Jesus means to tell Him how wonderful we think He is.

As you teach today’s lesson on Jesus’ triumphal entry, picture a happy scene with Jesus being worshiped by joyful people waving palm branches and showing Him their love. You can pass this image and attitude on to your students.

Encourage your students to use voices to express

praise. Use rhythmic instruments to accompany voices, and let your students move around. Something you can try is to have the students stand up and at timed intervals (when the Lord is entering Jerusalem during the story telling), have them shout, “Hosanna in the highest.” The students can also clap or shake some bells at the same time. Be sure to practice this with them first so it does not get chaotic during the story telling. This is a great way to involve the students in the story, as well, teach them a way to praise God.

Explain that singing is another way to praise Jesus and to let Him know that we love Him. Let your students suggest other ways of showing Jesus that He is special to them (e.g. getting along with others, being helpful to parents and teachers, obeying parents, helping the needy, etc.).



Vocabulary

Praise

to say something wonderful about another person or thing; when we praise God, we are telling Him how wonderful we think He is

Hosanna

to save; a word of praise

Preach

to tell others about God and His kingdom

Jerusalem

a big and important city in Israel



Before You Teach

When Jesus triumphantly entered Jerusalem, it must have been something to see. The crowd was singing praises, waving palm branches and spreading their clothes onto the ground to welcome Jesus. It must have been like greeting a big celebrity today. Even the disciples praised Jesus with a psalm. This excitement, however, did not last long. Within the week, Jesus was arrested, beaten, and led to be crucified. Why did the crowd turn so quickly, from being supporters to naysayers?

When Jesus rode into Jerusalem, the people chanted that He was the King. However, their understanding was that Jesus was going to be an earthly king and save them from the control of the Romans. They believed that they had hope of a new life. But this wasn’t the life Jesus had planned for them. Their focus was physical; Jesus’ was spiri-

tual. So of course, their excitement turned into great disappointment when Jesus was taken and sentenced to die. How could they resurrect their own country when their king was captured? But it was for their spiritual life that Jesus was arrested.

Like the people at the time, we often put our dreams on the things of this world. We want to have more money, more clothes, or a better house. These dreams drive us to work harder, and give us a hope for a better life. But when our hopes and dreams rest on the things of the world, we can only be satisfied for a while. Even if we are able to achieve all that we want, all those things are perishable.

Jesus’ purpose for coming into the world was to offer something that would never perish; He wants to give us eternal life. When we set our hopes on the things above, we will be satisfied. We will not be in want. We will learn to be content with what we have and pursue things that please God.



Bible Story

God Loves Us

In the last lesson, we learned about the two most important commandments Jesus gave us. Do you remember what they are? We must love God with all our heart and mind. We must also love our neighbors as ourselves. Jesus wants all of us to love God and the people around us. That is what makes Him happy. What kinds of things can we do to show God that we love Him? (Allow students to share.) What kinds of things can we do to show others that we love them? (Allow students to answer.)

We know that Jesus loves us and takes care of us. We know that He is our Lord and God. That is why we should worship and praise Him. Today, we are going to learn more about Jesus and how the people praised Him.

Jesus Will Ride on a Donkey

Today's story is about Jesus riding down a road on a donkey. Do you know what a donkey looks like? A donkey is an animal. It is like a horse, but it is smaller. In Jesus' time, people often traveled on donkeys if they needed to go far away. Back then, people did not travel the way we do today. Today we use many different things to get from one place to another. What are some of the things we use today to get to places? (Let children answer; e.g. cars, bikes, roller blades, airplanes, etc.) In Jesus' time they did not have any of those things. Most of the time, people just walked. When Jesus was preaching, He walked to most places. Sometimes He used a boat if He was going to another place where he had to cross a sea. Sometimes He used animals such as horses and donkeys. Remember when Mary was going to give birth to Jesus? She rode on a donkey too. Today's story is about Jesus riding on a donkey. Let's find out why He had to ride on a donkey.

Jesus Asks His Disciples to Get a Donkey

Jesus was going to a lot of places preaching and teaching the word of God. This was something He loved to do because He wanted everyone to hear the word of God. One day, Jesus was on His way to Jerusalem with His disciples. They were on their way to a big special dinner that the Jewish people cele-

brated. This dinner was called the Passover.

But instead of walking, Jesus knew that He would have to ride on a donkey. This is because He wanted to show all the people that He was the Savior. He was like a king and He was going to go into the city riding on the donkey to show that He was special and sent by God.

So Jesus called two of His disciples and said, "Go to the little town near the big city of Jerusalem. When you get there, you will find a donkey. Untie it and bring it to me. If anyone asks you what you are doing, say the Lord needs the donkey."

So Jesus' disciples, who loved God very much, obeyed Jesus and went to the little town. They saw a donkey, just as Jesus had said. They started to gently untie the donkey.

Then some people who were standing nearby saw them and asked, "What are you doing, untying that donkey?"

"It is for the Lord," the disciples said. "He needs to ride on it."

When the people heard that, they let the disciples go. So the disciples brought the donkey back to Jesus.

Jesus was happy His helpers had obeyed Him and brought back the donkey. Before Jesus climbed to sit on it, the disciples put some coats on top of the donkey to make it more comfortable. When everything was ready, Jesus climbed onto the donkey. Then He rode the donkey down the road toward Jerusalem.

The People Praise Jesus

The road to Jerusalem was full of people who were going there to celebrate the Passover. There were probably babies, boys and girls, mothers and fathers, grandmothers and grandfathers, and aunts and uncles. Jesus and His disciples travelled along the road with everyone. Some of the people watched as Jesus went by. Others walked beside Him. As the people heard that Jesus was going to Jerusalem, more and more people came to see what was happening.

"It's Him! It's Jesus!" some of the people shouted as He rode the donkey down the road. How do you think that people knew who Jesus was? (Let the children answer). In some of the other lessons, we talked about how Jesus did many miracles. In one of them, He raised Lazarus from the dead. Many peo-

ple talked about this great miracle. So by now, a lot of people knew who Jesus was. Everyone on the road knew who Jesus was and they were very excited.

The people were so happy to see Jesus that as He travelled on the donkey they began to praise Him. How do you think they praised Jesus? (Let them answer.) They sang and shouted praises. They put their coats and palm branches on the ground for Jesus to ride over. Some even waved the palm branches. At that time, people would put their coats on the ground and wave palm branches to welcome a king into the city. Although Jesus was not a king who sat in a castle, we know that He is the King of peace. He is our King in heaven. So as Jesus rode the donkey the people showed their love for Jesus by spreading their coats and waving palm branches.

It was a great scene. Some people, like the disciples, praised God by shouting, "Hosanna! Praise the Lord!" The word Hosanna means "to save." The disciples knew that Jesus was here to save the people. Others waved their branches in the air. The people were saying that Jesus was their King.

As Jesus got closer to Jerusalem, the people

inside the city heard the singing and shouting.

"What's going on? Who is coming?" they asked.

"It's Him! It's Jesus!" other people replied.

The people in the city were also very happy and excited to hear that Jesus was coming and ran out to see Him. More and more people sang and waved branches in the air as Jesus rode the donkey through the big gate to the city. Everyone was happy that Jesus had come to Jerusalem and they welcomed Him with all their hearts.

We Should Praise Jesus

What kinds of things do we do to praise God today? We can sing hymns, and we can pray. We can also help other people know who God is by being helpful and kind. These are all different ways to praise God. We should praise God because, like the people in the story, we know that God is the greatest. He is our Lord and King. He loves us very much and even died for us to save us. Every day, we should remember to praise God.



Check For Understanding

- 1. Which city was Jesus going to?**
(Jerusalem.)
- 2. How was Jesus going to get into the city of Jerusalem?** (He was going to ride a donkey.)
- 3. What did the people do to praise Jesus as He rode on the donkey?** (They put their coats on the ground for Jesus to ride over, they put palm leaves on the ground, they

waved palm branches, the disciples shouted, "Hosanna".)

- 4. Why did the people do all these things to praise Jesus?** (They thought Jesus was a king, they thought He had come to save them, they wanted to show Him that they loved Him.)
- 5. What can we do to praise Jesus?** (Allow students to share; use our words, sing hymns, pray to God, be careful of what we say because we might hurt God and we will not be praising Him.)



Life Application Story

Praise the Lord

All the children in Mrs. Marsh's kindergarten class got to church early one Saturday. The children were early because they had to prepare for the

Religious Education Day performance. This was a very special day since every class could show the rest of the church the things they learned in class. The kindergartners were going to sing a hymn in front of everyone and they were all very excited.

Mrs. Marsh was already waiting for them when the children got to class. She greeted and smiled at them.

"What day is it today?" Mrs. Marsh asked after prayer. Some of the children raised their hands.

"Yes, John. Can you tell me what day it is?"

"Religious Education Day," John answered.

"Great answer, John. Today, we're going to be singing in front of the grown-ups for Religious Education Day. It is very important. You'll not only be praising God but showing everyone what you have learned," Mrs. Marsh said.

Susie said, "My grandma is coming to hear us today."

Juan said, "My aunt Maria is also coming all the way from the city to hear us sing. She's going to stay with us for a while."

"Well," Mrs. Marsh said, "we have many friends and relatives visiting today. We also have a special visitor in class today. Everyone, please say hello to Nicole."

The children smiled at Nicole.

"Hi Nicole!" They all knew Nicole was Susie's older sister.

"Nicole is here to help us today," Mrs. Marsh said. "So let's sing the hymn through once and remember we need to sing out loud to praise God. Don't forget to smile!"

As they sang, the children clapped their hands and stepped to the tune. They noticed as they sang, though, that Nicole was not singing. But Nicole was making different motions with her hands. The motions changed every time they sang a different word.

After the hymn, Mrs. Marsh said, "You may have noticed that Nicole is not singing. That's because she is using sign language. Some people who are visiting our church today can't hear. But they can use their hands to talk. They use their hands to spell out the words. It's a special language. Nicole is learning sign language at school

because she wants to help people who can't hear."

Juan asked, "Can God understand this language?"

Mrs. Marsh replied, "Yes, Juan. People who can't hear or talk can learn to use sign language to praise God. God will know what they are doing."

The children looked at each other excitedly. This language sounded very special.

John asked, "Can we learn this special language too?"

"Of course!" Mrs. Marsh said. "I'm so glad you asked because that's what Nicole came to do today—to teach us our hymn, but in sign language! That way, we can sing and use sign language in our praises to God!"

"I'm glad Nicole came today," Juan said.

"Me, too," John said.

"I am too," Mrs. Marsh said. "And we're learning different ways to praise God!"

The children worked very hard at learning some of the hand signs. When it was time to perform they sung the hymn twice. The first time they only sang. But the second time they also used some sign language. The children were very happy. The rest of the church was also happy that they had such special young kindergarten students.

Questions to Think About

1. **What were the children going to do for the special day?** (They were going to sing a hymn to praise God.)
2. **Besides singing, what else did the children do to praise God?** (They used sign language.)
3. **What else can we do to praise God?** (Besides just saying or doing good things (give examples), we should also be careful of our words; e.g. we should not say "Oh my God" or "Holy cow" since they don't praise God, or really mean anything.)



Activity 1

Jesus Enters Jerusalem

Ask the students to color in the picture. Have the students cut out the squares and put the puzzle back together.



Activity 2

Using Our Words Wisely

Look at the pictures. Why can't we say, "Oh my God!" and words like stupid? These words don't give praise to God. What can we say instead so that we are using our words wisely.



Activity 3

Praise Instruments

A good way to praise God is through singing. Help the students make the following instrument. Then pick a hymn from the hymn book and use the instrument to help the students praise God.

Materials:

1. *small empty chip containers, with lids*
2. *popcorn kernels or uncooked beans*
3. *rubber bands*
4. *spoons*
5. *construction paper*
6. *tape*
7. *scissors*
8. *markers*


Directions:

1. *Give each student an empty container.*
2. *Help students remove the lid and fill the container partially with the kernels or beans.*
3. *Put the lid back on. (Teacher may wish to seal the lid with tape so the beans do not fall out.)*
4. *Help the students wrap a piece of construction paper around the container (cut to size).*
5. *Tape the ends of the construction paper to the container.*
6. *Have the students decorate their containers by drawing on the paper.*
7. *Place a rubber band around the container.*
8. *Provide some students with a spoon.*
9. *As the students sing, and praise God they can shake their instrument, pluck the rubber band or use the spoon to hit the lid.*
10. *Ask the students how God feels when we praise Him.*

Activity 12:1

Jesus Enters Jerusalem

Ask the students to color in the picture. Have the students cut out the squares and put the puzzle back together.



Activity 12:2

Using Our Words Wisely

Look at the pictures. Why can't we say, "Oh my God!" and words like stupid? These words don't give praise to God. What can we say instead so that we are using our words wisely.



I can say,
"Oh no!"

I can say,
"Opps!"



I can say,
"Look at
what you
did!"

I can say,
"Please be
more careful
next time!"



Who Am I?

1. We are the twelve people who followed Jesus and learned from Him. Who are we? (The twelve disciples)
2. I performed a miracle and fed more than five thousand people with just two fish and five loaves of bread. (Jesus)
3. I am Lazarus' sister and I poured perfume on Jesus' feet. (Mary)
4. I was a short man who climbed a tree to see Jesus. (Zacchaeus)
5. I spent all of my father's money in a far away country. But in the end, I went home and told him I was sorry. (The younger son)
6. Jesus put mud on my eyes and told me to wash it off in a pool. (The blind man)
7. I was really sick and then I died. But Jesus raised me from the dead. (Lazarus)
8. I was the animal Jesus sat on when He rode into Jerusalem. (A donkey)
9. We ran to see Jesus, but the disciples didn't want us to bother Jesus because we were too small. (The children)
10. I asked Jesus what the most important commandment was. (A scribe or Pharisee)

Short Answers

1. Can you name the twelve disciples? (Peter, Andrew, James, John, Philip, Bartholomew, Matthew, Thomas, James, Simon, Thaddaeus and Judas.)
2. Who offered the two fish and five loaves of bread to help feed the five thousand people? (A boy)
3. What did the shepherd do when he found out his sheep was lost? (He went to look for it. Jesus also looks for us when we are lost.)
4. How did Zacchaeus show he was sorry for taking the people's money? (He promised to return the money and also give more

money to people who needed it.)

5. What did the father do when his younger son came home, having spent all the money? (He forgave him and even gave him the best things to wear and eat.)
6. How come Jesus was able to raise Lazarus from the dead? (Jesus is God and He is powerful.)
7. What are the two most important commandments that Jesus said we need to follow? (To love God and to love man.)
8. What did the people do as Jesus entered Jerusalem on the donkey? (They waved palm branches, put down their coats on the ground and shouted praises.)
9. Mary showed her love for God by anointing His feet with perfume. What can we do today to show love to God? (Allow students to answer.)
10. Jesus forgave Zacchaeus and the sinful woman. Jesus wants us to forgive too. What must we do to forgive others? (Allow students to answer.)

Memory Game

To review some of the important concepts learned in this quarter, the students will enjoy a game of memory. While they play, they will match and identify some Christian symbols. This would be a good chance to teach them in simple terms what they represent.

Directions:

1. Copy and cut out the patterns as needed (depending on the number of students).
2. The symbols can be colored by the students first or pasted onto construction paper to make them more sturdy.
3. Play the game by first leaving the cards face up. Ask the students to find the pairs. As they match the pairs, talk about what each of the symbols mean (see next page). When they are familiar with them, you may wish to play the

Memory Game Pattern

Lamb- Jesus takes care of us like a shepherd takes care of his sheep.

Cross- Jesus died on the cross so that we would know God's love and be saved.

Fish- Jesus asks us to be fishers of men and tell others about Him.

Dove- The dove represents the Holy Spirit, the Spirit of God. We need the Holy Spirit in order to enter into heaven.

