



This Kindergarten Teacher's Guide is dedicated to those who
serve God in the children's ministry.

May God continue to grant you
wisdom and strength to impact the future generations.

Teacher's Inspiration



Jesus Died For All

Most of us try not to think about death too much. As much as we know there is a heavenly kingdom awaiting us, it can still be a scary thought, trying to grasp not living in this world. Yet, this is the fear Jesus Christ had to face. He faced it as a human being, complete with the angst and pain anyone would feel, knowing he was about to die. But even more amazing is why Jesus died. He did not die of old age; He did not die because He was sick; He did not die because He deserved it. Jesus Christ died for all mankind to save our souls, even though each and everyone of us falls short of His glory. We are sinners, unworthy of the gift He has given us. But because of His great love, we are now able to inherit this wonderful, heavenly kingdom. Praise the Lord for His mercy and grace.

*"But God demonstrates His own love toward us, in that while we were still sinners, Christ died for us."
(Romans 5:8)*



The Greatest Love

Wome to the world of four- and five-year-olds. This year will be an exciting one as your young students are exposed to their first formal teachings from the Bible. Your students will come to you with a variety of backgrounds, both culturally and linguistically, along with how much experience they have had with church and the words of God.

Your students will learn in a variety of ways including visually, kinesthetically, and aurally. This means that it will be very important to use pictures and hands on experiences as you tell the story in order to meet the individual needs of all the students in the classroom. Visuals are good reminders as you review prior lessons and connect them to future ones. Hands on activities will help the students to internalize the lessons and make them more meaningful. It is also vital to ask students to share what they have learned. By letting your students retell the information they have heard, you will be able to see what they really understood, and what might need to be revisited in the future.

Take the time to be involved and get to know your individual students. Try to keep them excited, involved, and focused. As you plan the lesson, it is important to remember to let them have the opportunity to move around or change activities every five to ten minutes since their attention span is only about four to five minutes long. They can come up to the board and point to an answer, give you a thumbs up or thumbs down, whisper their answer to their neighbor, or stand up to answer a question. This can help keep them on task and involved throughout the hour.

This book is designed to be teacher friendly, and each lesson follows the same structure. It is very important to read and review the lesson you will be teaching at least one week ahead of time in order for you to prepare the materials you will need. Vocabulary development will be a key step to each lesson at this young age, and it would be very beneficial to prepare visuals to go with each new vocabulary word. They can be posted up for the students to review each week. Also, if there are many characters to the story, you might consider preparing visuals for each one so that it is easier for the students to follow along. The last thing you will need to consider is which activities will be best for your group of students. Each lesson contains several for you to choose from. Some of your students will be able to draw on their own, but most will need a lot of help. They will likely work well on activities they can trace, color, cut, or glue.

Remember that all students develop and learn in different ways and at different rates. So be patient, persevere, and have fun as you teach. In the end it will be a wonderful experience for everyone.

C o n t e n t s

<i>Introduction & Contents</i>	A
<i>Your Teaching Procedures</i>	B
<i>Meet Your Life Application Families</i>	C
<i>Understanding Your Students</i>	D
<i>Memory Verses for This Quarter</i>	E
<i>Conveying Jesus Christ to Our Students</i>	F

Unit 1: Jesus' Death and Resurrection

1. Jesus Washes His Disciples' Feet	1
2. Jesus Dies and Comes Back to Life	11
3. Jesus Appears to His Disciples	19
4. Jesus Goes Back to Heaven	27

Unit 2: Jesus' Good Workers

5. Jesus' Followers Share	35
6. Seven Helpers Are Chosen	43
7. Philip Meets an Ethiopian	51


Unit 3: The Gospel is Spread

8. Dorcas Is a Good Helper	59
9. Cornelius and His Family Believe in Jesus	67
10. Timothy Learns About Jesus From His Family	75
11. Lydia Shares Her Home	83
12. Aquila and Priscilla Teach Apollos	91
13. Review	99

An explanation of each unit theme is on the next page

All Scriptures are quoted from NKJV

Welcome to this exciting opportunity to reach four- and five-year-olds with the wonderful news of God's love. This quarter's lessons focus on the death and resurrection of Jesus.




In **unit one**, they will learn how Jesus Christ lived His last days on Earth, was crucified on the cross, and rose on the third day. They will see how He set good examples for His followers, and hear about His great commission. As they learn these stories, they can be encouraged by how much Jesus loves them.

In **unit two**, they will learn about Jesus' good workers. They will hear about how the followers shared their belongings, looked after the church, and spread the gospel. The children should be encouraged to imitate the examples of the early Christians by sharing, and taking care of the church.

Unit three allows the students to see the many people who came to believe in Christ. They will learn about Cornelius, Timothy, Lydia, as well as Aquila and Priscilla. They will hear how dedicated they became in their faith and lived lives to prove their love for God. In their own lives, the students should be reminded to live out their faith.

As you teach this unit, let the theme of each lesson shine through. Make the stories come alive so the children can fully understand and appreciate their teachings. They depend on us, the teacher, to interpret the stories for them. Invite them to learn about God, to share God's love with others, and to grow ever stronger in their faith. We hope you will enjoy growing with the Kindergarten class as you teach them more about the word of God. Enjoy this new quarter and experience the good news with all the wonder and awe of four- and five-year-olds!



Your Teaching Procedures

1

Hymnal Worship (10-15 minutes)

Purpose: To help the children praise God through hymnal worship.

Procedure: Always start a session in the name of our Lord Jesus. The teacher or assistants will then lead the children in simple hymns, or action rhymes.

2

In-Class Worship (15-20 minutes)

Purpose: To let the children hear a Bible story and respond to its teachings.

Procedure: Say a short prayer in the name of our Lord Jesus. The Bible story may be told to the class as a whole by one teacher, or the class may be broken up into smaller groups with a teacher for each group. There are 3 steps in the In-Class Worship Procedure. They are:

- 1) Bible Story
- 2) Check for Understanding
- 3) Life Application Story

Do not forget to explain the key vocabulary words which are listed in each lesson.

3

Bible Learning Activity (10-15 minutes)

Purpose: Helping your students become familiar with the word of God is part of a teacher's mission, but an equally important part of the job is helping the students put the word of God to work in their own lives. The activities have been planned to encourage your students to act upon what they have learned.

Procedure: Let the students work on the Student Activities. (If the activities require group involvement or cutting and pasting, be sure to have assistant teachers.) We have come up with a variety of activities as well as optional ones. Please see what suits your students' needs. End the activity with a concluding prayer.

Meet your Life Application Families

Praise and thank God that each lesson contains a Life Application Story to enhance the objective of the Bible story. We sincerely wish that you go through these family backgrounds before sharing them with the class. Enjoy sharing these stories with your loving Kindergartners!

1

The Hayes Family

The Hayes family is comprised of Pastor Hayes, his wife, and their daughters Cathy and Rachel. Cathy is six and Rachel is four. Being typical sisters, Cathy and Rachel get into arguments sometimes and those are the times they remember to rely on God to work out their problems.

2

The Lewis Family

Mr. and Mrs. Lewis have two children named Julie and Tommy. Julie is eight and Tommy is six. Mr. Lewis is often away from home due to his job, so most of the time it is just Mrs. Lewis and the two children at home, at church, etc.

3

The Lopez Family

The Lopez family came to believe through a great miracle. Ricky, the oldest son, was dying from a chronic disease, but Jesus healed him. Through this, the whole family was brought to Jesus. Besides Mr. and Mrs. Lopez and Ricky, there is the youngest son named Juan. Ricky is nine and Juan is six.

4


The Lim Family

The Lim family is a relatively large family, comprised of Mr. and Mrs. Lim and their four children. Nicole, who is seventeen, is the oldest. Lisa, who is thirteen, is in junior high. Benjamin is nine years old and in the fourth grade. Susie is the youngest, at five years old. The Lim family converted from Buddhism some time ago. Nicole and Lisa might remember their former lives, but Benjamin and Susie pretty much grew up in the church.

5

The Marsh Family

The Marsh family are long-time believers in Christ. Mr. and Mrs. Marsh have two children who were baptized as babies. Michelle is seven and John is five. Both children have grown up in the church and have at least a fundamental knowledge of the truth.





Understanding Your Students

Kindergarten Stage (4-5 year olds)

Characteristics

Body

1. Fast development, non-stop activity
2. Big muscles begin to develop (need to stretch hands and feet)
3. Small muscles are developing
4. Vocal cords are developed

Mind

5. Attention span is very limited
6. Limited vocabulary
7. Active imagination, cannot discern between fiction or real-life stories
8. Limited understanding toward time & space
9. Cannot understand abstract explanations
10. Like to listen to stories
11. Can repeat biblical terms but unable to understand the meaning
12. Like to ask questions, strong sense of curiosity

Mood

13. Mood swings tends to occur: students might get angry suddenly; however, they often forget after a few minutes
14. The adult's mood will set the tone; rules must be posted and explained
15. Children are afraid of scary stories

Social Skills

16. Begin to search for likable friends
17. Often quarrel and fight during play time
18. Strong sense of self, often use "I" or "me" in speech

Spirituality

19. Understand Jesus' love through the love from adults
20. Faith towards God is expressed through faith in adults
21. Can learn to know God through worship
22. Have a certain level of understanding towards good & evil

Pedagogic Application

Provide activities that involve physical movements
 Vary activities so the students do not need to sit for too long at one time
 Include more coloring and crafts involving cutting and pasting
 Begin to teach songs that are a little longer and add some hymnal related activities

Limit story-telling time between 5 and 8 minutes
 Use simple words with pictures during lessons
 Hold the Bible when telling Bible stories, relate that the word of God is real and is different from folk tales, legends, or fairy tales
 When describing time & space, use words such as "today," "tomorrow," "a long time ago," "a place far away," etc.
 Do not use abstract ways of speaking
 Tell more edifying stories using pictures and actions
 Do not assume that the children understand the terms that they use
 Check for understanding by asking, "What does ____ mean?"
 Give simple answers to questions asked

Let the students try to resolve their own problems
 If there are situations of anger, teach methods of resolving problems
 Do not emphasize the horror sections of a story, & do not teach children by trying to scare them
 Teachers need to be gentle but firm

Encourage the children to play with everyone, not just a few friends
 Teachers need to be calm & fair when dealing with student problems
 Remind students to share, and to show love toward others; teachers must be fair

Teachers need to show love when dealing with students
 Arrange a suitable level of worship; teach appropriate behavior during worship hours in the chapel
 Teachers need to teach the truth on repentance and how to ask God for forgiveness of sins

Memory Verses For This Quarter



June, July, August

(NKJV)

1. "Love one another." (Jn 13:34)
2. "He is not here, but is risen!" (Lk 24:6)
3. "Do not be unbelieving, but believing." (Jn 20:27)
4. "They were all filled with the Holy Spirit." (Acts 2:4)
5. "But do not forget to do good, and to share." (Heb 13:16)
6. "If you love Me, Keep My commandments." (Jn 14:15)
7. "I believe that Jesus Christ is the Son of God." (Acts 8:37)
8. "Serve one another in love." (Gal 5:13)
9. "We are witnesses of all things which He did." (Acts 10:39)
10. "Blessed is he who reads and those who hear the words." (Rev 1:3)
11. "Come to my house and stay." (Acts 16:15)
12. "You shall serve Him and hold fast to Him." (Deut 10:4)



Conveying Jesus Christ to Our Students

The following is a list of Bible truths kindergarteners are able to understand:

1. Praying is like talking to God. We can pray to Jesus anytime and anywhere.
2. Coming to church every Sabbath is to worship God. God loves us when we worship Him.
3. We can learn more about God when we come to church.
4. The Bible is a very special book. It is full of God's word. We love to hear God's word and obey what God tells us.
5. Jesus loves us when we share, obey and give what we have to Him and to others.
6. Jesus is God and He is the creator of all things—our planet and all the people.
7. Because of our wrong-doings (sin), Jesus died for us on the cross. But He promises us that He will come back again. He will take us back to heaven to be with Him.



Jesus Washes His Disciples' Feet

Overview



Materials You'll Need

- no extra materials are needed for this lesson



Scriptures

Jn 13:1-7, 34, 35

Bible Truth Objective(s)

Jesus showed His love and His willingness to serve by washing His disciples' feet

Behavioral Objective(s)

To follow Jesus' example to care for each other, and be willing to do things for one other

Memory Verse

"Love one another." (Jn 13:34)



Bible Knowledge

The Sacrament of Footwashing

Jesus demonstrated His love and humility by performing the task of a slave or servant. He removed His outer cloak, wrapped a towel around His waist, took a basin of water, and began to wash the feet of the disciples.

Peter recognized how improper it was for Jesus to perform such a task. Yet, even when he objected, Jesus insisted. Jesus was providing a lesson in humility. He wanted to let them know how important it was to show unconditional love. Jesus' love was a sacrificial love, and He wanted to set this example to everyone who followed Him.

The sacrament of footwashing is one of the True Jesus Church's sacraments. The Lord Jesus Himself instituted the sacrament of footwashing and commanded His disciples to follow His example (Jn 13:14, 15). A Christian needs to have his feet washed after water baptism, for the Lord has said, "He who is bathed needs only to wash his feet, but is completely clean" (Jn 13:10).

Many Christians today feel that footwashing is merely symbolic of certain teachings (e.g. the

teaching of humility). Therefore they feel they can forego the sacrament so long as they embody the teachings of the sacrament. But Jesus' footwashing has a significance beyond mere Jewish customs and practices. Jesus said to Peter, "If I do not wash you, you have no part with Me" (Jn 13:8). The Bible clearly relates the Lord's footwashing to having a "part with the Lord" and being spiritually clean. In addition, the sacrament of footwashing is the Lord's invitation to participate in His divine nature (see 2 Pet 1:4).

In the True Jesus Church, the person who administers the sacrament of footwashing must be sent by the Lord. As a rule, the elders, deacons, or pastors represent those who are sent (i.e. God's holy workers). The person must humbly pour water in a basin and wash the believer's feet one by one before drying them with a towel (Jn 13:4, 5). The sacrament must be performed in the name of Jesus.

The person who is receiving the footwashing should have first received the sacrament of water baptism. He should also understand the significance of this sacrament, receive it with thanksgiving, and be determined to obey the Lord's teachings. He must be willing to accept and receive continuous spiritual washing.



Understanding Your Students

Children at this age have difficulty empathizing and putting themselves in the shoes of others. They are still very much self-centered, thinking that the world revolves only around them. They don't automatically realize that others' feelings are crucial and that there is a great deal to be learned from giving up something they really want for the sake of someone else. Nevertheless, children can begin to learn sensitivity and unselfishness at a very young age.

The story of Lord Jesus washing the disciples' feet can be a great starting point to introduce the concepts of giving and generosity. There are a variety of ways to motivate the students to imitate the unselfish acts of Christ. Here are some examples:

1. **Praise:** Heap praise on even the smallest signs of selflessness in your students. Selflessness can become quite contagious in a classroom if the students hear about the positive things the other students have been doing. Be specific in your use of positive reinforcement. Instead of simply saying, "Good

job, Charlie " it is much more effective to say something along the lines of, "Charlie, it was so sweet of you to offer your snack to Chris I'm sure you really brightened his day, by sharing something you really liked with him " Let others hear about Charlie's offering to God.

2. **Give responsibility:** A Harvard study pointed out a connection between how much responsibility children were given and their tendencies to be altruistic (selfless and compassionate) and extra-centered. The study showed that children who were given everything but responsibility became people who were quite spoiled. They were also people with the tendency to lose a sense of caring and concern. To foster an environment for your students to be responsible, you can assign various jobs to your students. This will provide them with opportunities to help each other, and this can lead to helpful acts in a larger group later on. Create a chart where the students' names can be changed from week to week. This visual aid can also motivate them to complete their tasks. To encourage consistency, make sure this is something all the teachers are on board with .



Vocabulary

Disciple

Jesus' student; someone who followed Jesus and learned from Him

Servant

someone who serves another person; he has to follow the orders of a master

Basin

a large bowl



Before You Teach

The night before His crucifixion, the Lord Jesus got up to show His disciples the full extent of His love. The Lord stripped Himself of His robes and served His subjects. The Creator bent before His creatures to wash the humblest part of their bodies. It was more than just a farewell ceremony. As He knelt before them one by one and washed the feet of the followers who would abandon Him, the Teacher gave His last, greatest lesson of love.

In following Jesus' command, we also receive the spiritual teaching He conveyed. "For I have given you an example, that you should do as I have

done to you. Most assuredly, I say to you, a servant is not greater than his master; nor is he who is sent greater than he who sent him" (Jn 13:15, 16). Just as our Master washed the feet of sinners, we who follow Him are called to shed the outer shell of our ego, to bend humbly in service, and to share Christ's love with others.

Take a moment and reflect on our service to the Lord. Though we may be serving God in various ways, are we working with a humble heart? Is there a feeling of love among the believers? In the church, we are one body. There is no function higher than another. We all work together for the good of God's church. That goal can only be achieved when we work out of love and humility, as Christ has set before us.



Bible Story

Ask the students to line up in the classroom. "Today, let's pretend that we're taking a walk in a garden." Begin to walk around the classroom slowly. As you walk, point out the different things you "see" in the garden such as beautiful flowers, green plants, small animals, etc. As you are walking, you see this muddy area in front of you. Don't slow down, and pretend that you all accidentally walk into the mud and get dirt all over your shoes and pants. "Oh no Look at me Look at how dirty my shoes and pants are. How about you? Does anyone have mud all over their shoes and pants too? (Ask the students to raise their hands if they also got dirty. Allow time for them to respond. At this point, you can ask the students to go back to their seats.) How does it feel to get your pants, shoes, and socks all dirty? It doesn't feel good to be dirty like that, does it? Who usually helps you get cleaned up when you get dirty? (Students might say their parents, older brothers and sisters, babysitters, grandparents, aunts, and uncles, etc.) It's nice of your parents, brothers and sisters, babysitters, grandparents, aunts, and uncles to help you clean up. When people do nice things for us, it makes us feel really good. Today we're going to hear about something our Lord Jesus did for His disciples that was loving and special.

"Did you know that a long time ago, during the time of Jesus, the shoes people wore weren't like the shoes we wear today? The people in the Bible only wore sandals to protect the bottoms of their feet. Sometimes they even went barefoot. There weren't any buses or cars, so people walked everywhere. The roads were dusty and everyone's feet got very dirty all the time. They needed to have the sand and dirt washed off their feet when they went inside a house. And when they washed their feet, the cool and clean water felt good on their tired, dirty feet."

The Last Supper

One night while Jesus was still on this earth, He and His disciples were going to have a special dinner together. Jesus asked Peter and John to get everything ready.

Jesus told them, "When you enter the city, you

will meet a man carrying a pitcher of water. Follow him to the house. Then say to the owner of the house that I need to use the guest room to eat a special meal with all of my disciples. Then the owner will show you the room and where to prepare the dinner."

So Peter and John followed Jesus' words and they found the man carrying the water just as Jesus said they would. They followed the man to the house and the owner of the house let them use the room. Jesus had everything planned out for them.

Peter and John got everything ready. They fixed a table and prepared the places to sit. They prepared special food. They probably also set a big jar of water by the door for people to wash their feet.

Soon Jesus and the other disciples came to the house. The disciples sat down around the table and waited for Jesus to start the dinner. Jesus wanted to have this special meal with His disciples because He loved them very much. He wanted to spend more time with them. However, Jesus knew that He was going to die on the cross soon. He wanted to make sure the disciples knew how much He loved them. He wanted to show them that He loved them, even if He was not going to be with them on earth.

Jesus Washes His Disciples' Feet

So during the dinner, Jesus got up from the table. He took off His outer robe and wrapped a towel around His waist. Then He poured water into a basin and began to wash His disciples' feet. After that He dried their feet with the towel. The disciples were surprised They didn't know what to say. They all felt that Jesus should not be touching or washing their feet. That kind of job was only for servants. But Jesus was willing to do a servant's job. He washed His disciples' dirty feet, a job that no one else wanted to do.

Then Jesus came to Peter to wash his feet.

Peter said to Him, "Lord, are You washing my feet?"

Jesus answered, "What I am doing you do not understand now, but you will know after this."

Jesus was telling Peter that the disciples might not understand why Jesus was washing their feet now. But He said that they would understand later why He was doing this.

Peter said to Jesus, "You shall never wash my feet "

Peter didn't want Jesus to wash his feet. Jesus was his teacher. He could not let Him do this.

But Jesus answered, "If I do not wash you, you have no part with Me."

Jesus was telling Peter that if He didn't wash his feet, then Peter could not be with Jesus. When Peter heard that, he changed his mind. He wanted to be with Jesus.

So Peter said, "Lord, then wash my hands and my head too."

But Jesus answered, "Someone who has already bathed only needs to wash his feet. He is completely clean."

Jesus explained that only the feet needed to be washed. The rest of the body was clean already. So Peter let Jesus wash his feet.

After Jesus finished washing all of His disciples' feet, He put away the bowl and came back to the table. He sat down and explained why He had washed His disciples' feet.

"I showed that I cared for you when I washed your feet. From now on I want you to show that you care for others too by washing each other's feet. I have already set the example for you. You should do as I have done."

Jesus wanted His disciples to follow His example. He wanted them to wash each other's feet and show love to one another.

Let's Follow Jesus' Example

Jesus wants us to follow His example and show love to others. We probably won't be washing each other's feet. But there are many other ways to show love. How can we show our love? Does anyone have any ideas? (Wait for students to respond.) We can show our love by being kind and helpful. We can be polite, and serve each other. What does it mean to serve each other? (Write the students' ideas about serving others. Try to gather at least five to six things the students can do to serve others.)

This is what we are going to do with all the ideas. I want you to take a look at the ideas about serving others that are written on the board and pick one that you can do next week. (Go over each item again, and have the students pick one that they can do to serve others. Write their names down by their action to hold them accountable, and do not erase this section of the board until next week.) When you come back next Saturday, next week's teacher will check with you to see if you have been able to serve others by doing what is written on the board. Feel free to do more helpful things for others. Let's pray and ask God to give everyone power and love to serve the people around us.



Check For Understanding

1. **What did Jesus ask Peter and John to do?** (He asked them to prepare a special meal for all the disciples.)
2. **What did Jesus do during the dinner that surprised His disciples?** (He washed their feet.)
3. **Why did Jesus do that?** (Jesus was going to die on the cross soon. He wanted to show His disciples that He loved them even though He could not be with them.)
4. **What did Peter say to Jesus when Jesus**

was about to wash his feet? ("You shall never wash my feet.")

5. **How did Jesus answer Peter?** ("If I do not wash you, you will have no part with Me.")
6. **Did Jesus need to wash other parts of Peter's body?** (No, he only needed to have his feet washed.)
7. **How could the disciples show people that they were Jesus' disciples?** (They could show it by loving each other.)
8. **Why do we have footwashing today?** (Jesus set the example for us to follow.)
9. **How can we love one another, as Jesus commanded?** (Allow students to answer.)



Life Application Story

Helping Each Other Out of Love

Tommy got a brand new bike for his sixth birthday from his grandparents. He was really excited to finally learn to ride a grown-up bike with just two wheels. So on Sunday morning Tommy told his mom that he wanted to go to the park across the street to learn how to ride his new bicycle. Mrs. Lewis said that it would be okay since she would be outside working on her garden. She would be able to keep an eye on him as he practiced.

Tommy took the bike out of the garage and walked it to the curb. Then he looked both ways. When he saw that there were no cars, he crossed the street. Once he was on the grass, Tommy looked for a nice open area where he could practice on his own. Tommy stopped rolling the bike and tried to get on. Once he got on, Tommy found it really hard to balance the bike. He kept falling to the left, and then to the right. He couldn't even keep the bike straight. How was he ever going to start riding it if he couldn't even keep it upright? Tommy was starting to feel frustrated. He decided to get off the bike and rest for a minute. As he was resting, he saw Lisa, who also lived in the same neighborhood, riding her bike towards him.

"That's a cool bike you have," Lisa said as she laid her bike on the grass.

"My grandparents gave it to me. But it's no use because I can't even ride it," Tommy said sadly.

Lisa smiled and said, "I remember when I first learned how to ride my bike, I just kept falling. It felt like it took forever for me to really learn how to ride mine. Don't worry, Tommy, you will get it soon. All you need is practice and a little help from someone who knows how to ride a bike."

Suddenly Tommy had a great idea.

"Lisa, you ride well. Do you think you can teach me?" Tommy asked excitedly.

"Sure, Tommy," Lisa said willingly. "I was just out riding anyway. Come on, let's get you on your bike."

For the next hour, Lisa taught Tommy how to ride a bike. Whenever Tommy fell, Lisa helped Tommy up patiently. Lisa kept telling Tommy not to feel bad, and just to keep trying. They just kept try-

ing until the magical moment happened--Tommy could finally keep his balance on his bike. At first, he could only go halfway around the park without falling, but eventually Tommy stayed on his bike the whole time. Lisa and Tommy were so excited that they cheered out loud together.

Just as they were getting off their bikes, Mrs. Lewis came up to them.

"Tommy, I am so proud of you. I saw that you kept trying, even though it was hard. And you finally learned how to ride a two-wheeler. Wait until your dad hears about it," Mrs. Lewis said, patting Tommy on the shoulder.

Then she turned to Lisa and handed her a cold glass of lemonade.

"Thanks, Mrs. Lewis," said Lisa.

"How come I don't get one, Mom?" asked Tommy.

"Yours is waiting for you in the house. I had to give Lisa a drink first because she worked hard all afternoon helping you. That is a great teacher and friend," Mrs. Lewis said, thankfully. "Even though I couldn't hear what you were saying, I could tell that you were very patient. It took Tommy a long time to learn how to ride the bike but you just kept encouraging Tommy to stay up and keep going. I am very thankful for that."

"Well, that's what you taught me last week in class, remember?" laughed Lisa.

"Yes, that's true. We did talk about ways to show love to others. That is the best way, following God's command," Mrs. Lewis said.

"See, we do listen to our teachers," Lisa said.

Finally, it was time for Lisa to go home.

"Lisa," Tommy said, "I had fun learning how to ride my bike. Thank you so much for your help."

"You're welcome, Tommy. I had lots of fun, too. I hope to see you around with your new bike," Lisa said and waved goodbye to Tommy.

Questions to Think About

1. **Was Lisa nice or mean when she taught Tommy how to ride a bike?** (She was patient and nice, even though it took a long time.)
2. **What is the nicest thing a friend has ever done for you?** (Allow students to answer.)
3. **What is something that you can do to serve others and show the love of God?** (Allow students to answer.)



Activity 1

What Did Jesus Say to Peter?

Look at each picture. What did Peter say to Jesus? How did Jesus answer? Use the words below to help you.

1. "Do not wash my _____ (feet)."
2. "Unless I wash you, you will have no part with _____ (Me)."
3. Then _____ (wash) my hands and feet."
4. Jesus says to Peter, "Your body is (clean) _____, only your feet need to be washed."



Activity 2

Helping and Serving

How can the girl help and serve? Begin at *START* and help her find the people who need help along the way. How does each person need help? Can you get to the *FINISH*? (Please discuss with the students how each person needs help. Talk about specific things they can say or do to help and serve.)

1. An elderly person is carrying a heavy bag of groceries.
2. A person is hurt.
3. There is a lot of garbage on the ground.



Activity 3

Word Search

Can you find the word *SERVE* in the word search? The word is hidden five times.

Activity 1:1

What Did Jesus Say to Peter?

Look at each picture. What did Peter say to Jesus?
How did Jesus answer? Use the words below to help you.

Me, feet, clean, wash.

“Do not wash my _____.”




“Unless I wash you, you will have no part with _____.”



“Then _____ my hands and feet.”




“Your body is _____, only your feet need to be washed.”



Activity 1:2

Helping and Serving

How can the girl help and serve? Begin at START and help her find the people who need help along the way. How does each person need help? Can you get to the FINISH?



Activity 1:3

Word Search

Can you find the word SERVE in the word search?
The word is hidden five times.

S	E	R	V	E	T	G
F	T	Z	X	P	O	L
K	S	E	R	V	E	H
J	M	E	P	K	Y	S
R	T	G	R	B	N	E
P	O	W	Q	V	H	R
O	L	H	J	N	E	V
S	E	R	V	E	J	E



Jesus Dies and Comes Back to Life

Overview



Materials You'll Need

- cardboard
- markers
- scissors
- glue
- white paper
- yarn



Scriptures

Mk 14:43, 53, 15:25, 37, 46, 16:1-7

Bible Truth Objective(s)

Jesus died because He loves us; now He is alive again

Behavioral Objective(s)

To give thanks to Jesus for dying on the cross and coming back to life again

Memory Verse

"He is not here, but is risen!" (Lk 24:6)



Bible Knowledge

Crucifixion

Crucifixion was a punishment usually reserved for slaves and the lowest types of criminals. It was considered the most painful and degrading form of capital punishment in the Roman Empire.

The condemned person was first scourged with a whip, which had bits of metal attached to it. Then the person had to carry the cross to the place of execution. The victim was stripped naked, laid on the ground with the cross under him, and tied or nailed to it. Nailing obviously made the person die quicker. This was the case with Jesus because the Jewish officials wanted Him dead before the Sabbath. Once the person was nailed or tied, the cross was lifted and secured to a post, usually with the victim's feet hanging just off the ground. Although it would have been extremely painful, some people have been known to survive on the cross for days. Sometimes, the legs of a criminal were broken to make the person die sooner.

The Death and Resurrection of Jesus

Jesus was charged with the crime of being the

"King of the Jews" (Lk 23:38). After being whipped and mocked, He was nailed between two criminals. Having suffered on the cross for six hours, Jesus died with a prayer and a quote from Psalm 31:5, "Father, into your hands I commit My spirit" (Lk 23:46).

Joseph of Arimathea and Nicodemus were members of the Sanhedrin who had secretly believed in Jesus. After Jesus' death, Joseph of Arimathea courageously asked for the body and placed it in his own tomb. Great haste was needed for the burial since no work was allowed on the Sabbath. The burial preparations were therefore probably incomplete.

The morning after the Sabbath, Mary Magdalene, Salome, and another Mary went to the tomb with spices for anointing the body. Imagine their astonishment when they arrived and found an angel and an empty tomb. The angel reminded them that Jesus had risen from the dead. They then hurried to share this wonderful news with the disciples.

Although Jesus died an agonizing death, it was not an ordinary death. After Jesus resurrected on the third day, He appeared to His disciples and encouraged them with the good news that He had overcome death and sin.



Understanding Your Students

It is natural for everyone to fear death. But death is still an abstract concept for young children. Rather than dwelling on the morbidity, it is better to simply explain that after Christians die, they will go to heaven. Heaven is a safe and happy place.

Of course, if the opportunity arises, openly discuss the issue of mortality with your students. They may have many questions, concerns, and even misconceptions about death, and a discussion will help to clear things up for them. Talk about the fears but keep the explanations simple, so as not to confuse them even more. It is also important to talk about the wonder of God's kingdom. Spend plenty of time sharing some of the testimonies our church brothers and sisters have given regarding visions of heaven. Hopefully, if the beauty of a Christian death is emphasized, the children will consider it a good thing, and thank God for dying for us to prepare this place for us to go to when we pass on.

The story of Jesus Christ's resurrection may be hard for some students to understand, especially if they have lost loved ones. Your students may wonder how someone can be dead and come back to life again. They may wonder, if Jesus can do it, why can't we?

Again, try to keep the explanations simple. Explain to them that Jesus is God's Son, and He came back to life to show us that we will live with Him in heaven someday. If we truly obey His commandments and live as good Christians, we will see Him in heaven one day. A Christian who has died is waiting for that day, when Jesus will wake all of His believers so that they can be with Him forever.

Do, however, emphasize the miracle of Jesus' resurrection. Unlike our loved ones, Jesus is the only One who can and has come back to life, so that we may have salvation. That is amazing. That is why we are always praising Him and giving Him glory by coming to church. We want to tell Him how thankful we are that He saved us and took all of our sins away. No one else on earth could ever do that for us. Only Christ.



Vocabulary

Praise

to say nice things about someone or something

Strength

to have power

Courage

to be brave

Spices

like a seasoning; used to make things smell nice

Tomb

a place where a dead person is buried or placed



Before You Teach

All the disciples declared that they would die before disowning Jesus (Mt 26:35). A few hours later, however, they all scattered. It is easy to say we are devoted to Christ, but our claims are meaningful only when they are tested in the crucible of persecution. How strong is our faith? Is it strong enough to stand under intense trial?

Peter thought he was going to be able to withstand all trials. But we see that his faith slowly fell apart as he was approached by various people throughout the night. There were three stages to Peter's denial. When the servant girl came to him,

he acted confused and tried to divert attention from himself by changing the subject. Then when another girl claimed that Peter was with Jesus, he used an oath to deny that he knew Jesus. When a group of people accused him, he began to curse and swear.

Believers who deny Christ often begin doing so subtly, by pretending not to know Him. When opportunities to discuss religious issues come up, they walk away or pretend they don't know the answers. With only a little more pressure, they may even flatly deny their relationship with Christ. If we find ourselves subtly diverting conversation so we don't have to talk about Christ, we need to be careful. To be truly devoted to Christ means giving all glory to Him, no matter where we are or what we are doing.



Bible Story

I am very excited today. Do you know why? This is because after class I have prepared a surprise for all of you (Make sure you prepare a small surprise for the students after the lesson, e.g. a fun activity, snacks, etc.) Put your hand up if you like surprises. Today, I'm going to tell you a story from the Bible about some people who had a very happy surprise. Let's find out what it was.

Some People Want to Kill Jesus

We've heard a lot of stories about Jesus. He did many wonderful things and helped so many people. Most people who met Jesus loved Him and wanted to be His friend. However, there were some people who didn't love Jesus. Do you know why? When Jesus did kind things, they got angry because they couldn't do the things that Jesus could do. They wanted people to pay attention to them and to praise them, not Jesus. So these men thought of a way to get rid of Jesus.

They said to each other, "Let's kill Jesus. That way, people will forget all about Jesus and do what we say."

Jesus knew that these people wanted to hurt Him.

One night, Jesus sat down and had supper with His disciples. This was when Jesus got up and washed their feet. Do you remember that story from our last lesson? Jesus knew He was not going to be on this earth much longer, so He washed His disciples' feet to show them how to love one another. But during this dinner, Jesus also talked to them about how He was going to die soon.

Jesus said to them seriously, "Something is going to happen tonight. Some people who do not love me are going to come and take me away. And you are going to run away and leave me because you are afraid."

As soon as Peter heard this, he immediately said to Jesus, "I would never ever leave you, my Lord. Even if everybody else leaves you, I won't "

But Jesus said, "Peter, before the rooster crows early tomorrow morning, you will say three times that you do not know me."

"No," Peter said. "I will never say that I don't

know you. You know that I love you."

Jesus Is Taken Away

After dinner, Jesus and His friends walked to a garden called Gethsemane (allow students to repeat after you). Jesus wanted to go to this garden to pray. He knelt down and prayed really hard to God to give Him strength and courage because there were people who wanted to kill Him. These people wanted to nail Jesus onto a cross and leave Him there to die. (Explain to the students that a cross is made out of two big pieces of wood crossed together. Use a picture if necessary.) It was a very painful way to die, but Jesus knew that by dying, He would be able to save us, so He was willing to die for us.

The men who wanted to kill Jesus did not love Him. They found Him in the garden after He finished praying. Jesus let the men take Him and all of His friends were so scared they didn't know what to do. Remember how Peter said he would never leave Jesus? Well, Peter got so scared when he saw the men come and take Jesus that he ran away, just as Jesus said he would. Later on, he said three times to other people that he did not know Jesus. This made both Peter and Jesus very sad.

Then the men who wanted to kill Jesus took Him into the city. They told lies about Jesus so that He would be nailed to the cross. This was a sad time for the people who loved Jesus. They didn't understand what was happening. But Jesus knew this had to happen in order for Him to save the people in the world. This was the only way people could go to heaven one day.

Jesus Is Nailed to the Cross

So the men who wanted Jesus to die handed Him over to some soldiers. These soldiers made the cross from two big pieces of wood and nailed Him to the cross. Then they left Him to die.

Jesus' friends watched Him being nailed to the cross. This must have made them very sad and afraid. They watched Jesus die. They felt as if they would never be happy again. They thought they would never be able to see Jesus again. After He died, one of Jesus' followers took His body carefully down from the cross and wrapped Him in cloth. They carried Him to a garden and took Him to a cave called a tomb. They put His body in this tomb and rolled a big, heavy rock at the entrance. Then they

went home sad and heartbroken. Jesus was dead and could not be with them any longer.

Jesus Rises From the Dead

Three days passed by and Jesus' friends must have missed Him. Early in the morning three women who were Jesus' friends decided to go to His tomb. They wanted to put sweet smelling spices on His body. They walked up the garden path to where the tomb was and they saw that the big heavy rock at the entrance of the tomb had been rolled away. Who had rolled away this big rock?

They entered the tomb and they saw a wonderful sight. It was the biggest surprise of their lives. An angel wearing a long white robe was there and had rolled the stone away. The women were so surprised and afraid that they couldn't speak.

But the angel spoke to them and said, "Don't be afraid. You are looking for Jesus, who died. He isn't here. He has risen. He is alive. Look at the place where His body was laid. Now, go and tell His friends that He is alive, and they will see Him again."

The women couldn't believe it. They were so

happy. They had heard such good news—that Jesus was alive. They looked around. Yes, the tomb was empty. Jesus was not there anymore. It was a wonderful miracle. What good news to share with everyone. The women turned around and ran down the path. They couldn't wait to go back to tell all of Jesus' friends the most wonderful news in the world. Jesus was alive.

A Great Miracle

Remember at the beginning of the lesson I said there was going to be a wonderful surprise in today's story? Can anyone tell me what that surprise was? Yes, Jesus came back to life. He was nailed to the cross and died, but three days later, He rose from the dead. He did that because He is the Son of God. He came back to life so that He could go to heaven and prepare that wonderful place for us. Then we can all go to heaven one day. That is amazing and special. We should remember to thank Jesus for loving us so much that He died for us. We should also praise Him for coming back to life so that we can go to heaven and be with Him one day.



Check For Understanding

- 1. Why did some people want to kill Jesus?** (They did not like Jesus because they couldn't do the things Jesus could do. They wanted the people to follow them and not Jesus.)
- 2. What did the people who did not like Jesus do to Him?** (They arrested Him and nailed Him to the cross.)
- 3. After Jesus died, where did His followers put His body?** (They put Jesus into a tomb.)
- 4. Who discovered the empty tomb?** (Three women who wanted to put sweet-smelling spices on Jesus' body.)
- 5. What did the angel tell them?** (The angel said that Jesus had risen. He is alive.)

- 6. Do you believe Jesus is alive and is here with us today?** (Allow students to answer.)
- 7. Why did Jesus die for us and then come back to life?** (He did all this to give us salvation, so that we can go to heaven one day and be with Him forever.)
- 8. How does it make you feel, knowing that Jesus died for us?** (We are so thankful because Jesus came to earth to die on the cross for us. He didn't have to die for us. But because Jesus loves us, He died for us to save us. We are so glad He is now alive.)
- 9. What could you give Jesus to show Him how much you love Him? What kinds of things do you think Jesus would like you to bring to Him?** (Let the students respond. Possible answers: our prayers, tithes, best effort, etc.)



Life Application Story

Jesus Is Alive

Ding dong

Susie hoped it wasn't her mom coming to pick her up. She was having so much fun, she wasn't ready to leave yet. But a few moments later, her friend's mom came to the room and told her that it was time to go home.

"I'll see you at school," Susie said to her friend Nancy as she got her things.

After Susie thanked Nancy's mom for having her over, she walked out the front door with her own mom.

"How was your play-date?" asked Mrs. Lim.

"It was fun. We played a lot of different things, like dress-up and tea-party," Susie replied.

"Oh, by the way, we are going to walk home today. I know it's a good fifteen minute walk but it's nice out and it's good exercise," Mrs. Lim said.

"Okay," said Susie. She didn't mind walking. She liked to look at the houses in her neighborhood. She also liked to pick flowers along the way.

"So, is that all you two did this afternoon?" asked Mrs. Lim as they crossed a street.

"Did I tell you that Nancy's pet rabbit died last week?"

"No, I didn't know that," Mrs. Lim replied.

"Nancy was really sad for a few days. She missed her bunny a lot. She says she is feeling better now," Susie reported.

"Well, that's good to hear. It is sad when a good friend, even if it is a pet, dies," Mrs. Lim said. "I remember when I was a kid, I had a dog. His name was Ruff. I was very sad when he died. I kept praying to God to bring him back to life."

"Can God do that?" asked Susie.

"Well, God can do anything. But I am not sure He was going bring Ruff back to life. God knew it was time for Ruff to leave the world."

"But I remember from Bible class that Jesus came back to life. He was already dead for three days," Susie said.

"Yes, you are right. But Jesus came back to life for a very different reason. He came back to life because He wants to save us. If He stayed dead, then He would not be able to go back to heaven and pre-

pare that wonderful place for us to live in. He had to come back to life so that all of His followers can go to heaven one day," Mrs. Lim explained.

"So it's not the same as a pet coming back to life?" Susie asked.

"No, definitely not. God has His plan. His plan is to save us."

"So He wouldn't bring Nancy's pet rabbit back, even if she prayed to Him about it?" asked Susie.

"I don't know what God would do. We have heard of people who have died, and God has brought them back to life. But that is for God to decide. We can only pray and ask God to help us," Mrs. Lim said. "And even if the pet or the person doesn't come back to life, we know that God is with them. So we don't have to worry."

"I guess," Susie said.

Mrs. Lim could see that Susie didn't really understand everything that she had said.

"Susie, sometimes it is hard for us to understand all the things that God does. But we can trust that He is doing everything for us because He loves us. We just have to believe in Him and love Him all the time. Sometimes happy things happen, and sometimes sad things happen. But no matter what, we can trust Jesus to help us. Remember you just told me that He came back to life? Jesus is alive. There is nothing He cannot do. We only have to trust Him."

"Okay," said Susie, as she skipped towards the house. "Maybe we can read that story about Jesus coming back to life again when we get home."

"That sounds like a great idea," Mrs. Lim replied as she skipped along.

Questions to Think About:

1. **What happened to Susie's friend's pet? (It died.)**
2. **Who came back to life to prepare heaven for us? (Jesus Christ.)**
3. **What can we pray to God about? (Allow students to answer.)**
4. **What do we do when Jesus doesn't answer our prayer right away? (Allow students to answer.)**
5. **It is a great miracle that Jesus came back to life. Can you name some other miracles? (Allow students to answer.)**
6. **What can we say to Jesus for dying for us? (We can thank Him for suffering for us and giving us the chance to go to heaven.)**



Activity 1

Jesus Comes Back to Life

Which order did these pictures happen in?

1. Jesus washes the feet of disciples.
2. Jesus prays in the Garden of Gethsemane.
3. Jesus is arrested.
4. Jesus is nailed on the cross.
5. There is an empty tomb.
6. An angel tells three women that Jesus is alive.



Activity 2

Giving Thanks to Jesus

What can you say to finish the prayer to Jesus?

"I thank Jesus for giving me _____."

Brainstorm with the students the things they can thank Jesus for (e.g. family, friends, the sun, the flowers, for dying on the cross, etc.). Write their answers on the board. Encourage them to write down their answer on the page. Have them take turns and say their prayer out loud.



Activity 3

Jesus Has Risen Badges

Materials:

1. cardboard
2. markers
3. scissors
4. glue
5. white paper
6. yarn




Directions:

1. Cut cardboard into octagonal shapes, roughly 4" by 4" (like a STOP sign). Give one to each student.
2. Cut white paper into octagonal shapes, so that it will fit on top of the cardboard.
3. Help students write the word STOP on one side of the white paper. They can color it like a real stop sign.

4. Glue this paper on to one side of the cardboard.
5. On the other side of the cardboard, help the students write "Jesus is risen "
6. Have students decorate this side of the sign.
7. Using a pair of scissors, make two small holes near the top of the sign. String yarn through the holes and tie off.
8. The students can hang the badge around their necks. Encourage them to explain what the stop sign means when someone stops them. They can also share what they have learned in today's lesson to their family or others they meet that day.

Activity 2:1

Jesus Comes Back to Life
What order did these pictures happen in?



Activity 2.2

Giving Thanks to Jesus

What can you say to finish the prayer to Jesus?

I thank Jesus for giving me

_____.

Praise God. Amen.



Jesus Appears to His Disciples

Overview



Materials You'll Need

- no extra materials are needed for this lesson



Scriptures

Jn 20:19, 24-29

Bible Truth Objective(s)

Jesus Christ conquered death and offers everyone the chance for salvation

Behavioral Objective(s)

To identify ways to show faith in Jesus

Memory Verse

"Do not be unbelieving, but believing." (Jn 20:27)



Bible Knowledge

The Appearances of the Risen Jesus Christ

Jesus appeared to Mary Magdalene in the garden by the tomb shortly after His resurrection (Mk 16:9; Jn 20:16). Although Mary did not have a good reputation before her conversion, Jesus chose to appear to her first, and commissioned her to preach the good news to the other believers. Jesus later appeared to other women (Mt 28:8-10) and to Peter (Lk 24:34).

He then appeared to the assembled disciples on the evening of His resurrection (Lk 24:36; Jn 20:19-25). The location was a house in Jerusalem, perhaps where the last meal had been shared. The disciples were hiding behind locked doors, fearful of the Jewish leaders. This also made Jesus' appearance even more miraculous. He was still in the same body in which He died, but now His flesh had been changed so that it was incorruptible and immortal. Jesus did not just appear to prove that He had risen. He also took the opportunity to remind them to wait for His Spirit to give them strength to do His work.

Eight days later, Jesus appeared to His disciples once more, this time including Thomas, who had

earlier doubted Jesus' resurrection (Mk 16:14; Jn 20:26-29).

Jesus also appeared to the disciples on the road to Emmaus (Mk 16:12; Lk 24:13-35), to five hundred people (1 Cor 15:6), to James and the apostles (1 Cor 15:7), and to Saul on the road to Damascus (Acts 9:1-6). All of these appearances left no doubt in the minds of Jesus' followers that He was indeed the Son of God, the Savior.

The chief priests and Pharisees were afraid that Jesus' followers would steal His body to fulfill His words (Mt 27:63). Therefore, they asked Pilate to set up guards outside the tomb. When they discovered that the stone had been rolled away and the body missing, the leaders decided to bribe the soldiers who had been on guard. They instructed them to lie and say that Jesus' followers had stolen the body while the soldiers were asleep. This explanation did not make logical sense for a number of reasons. First, soldiers who fell asleep on the job would have been put to death (Acts 12:19, 26:42). They would have had to be handsomely bribed in order to risk their lives. Second, if they were really sleeping, they could not have seen anything. The chief priests and Pharisees were obviously desperate to quell any stories about Jesus really resurrecting.



Understanding Your Students

Young children think at a concrete level and have a hard time understanding the abstractness of God, or of anything unseen. To assist in the understanding of God's omnipresence, you should continuously remind them that although Jesus died on the cross, He is still alive with us in spirit. They should be reminded that He is with us all the time. He is there when we sleep, when we go to school, when we play, and as we worship Him.

Though they cannot literally see Him, teach your students to look for Him in other ways. He can be seen in the wonder of nature. He can also be felt with the heart. Your students may have trouble with this at first, but if it is consistently modeled by the teacher in

the classroom, it can become second nature to them. Begin by sharing some personal testimonies. For example, you could talk about a time you knew Jesus was there when you were very close to having an accident (if applicable), or discuss a time you witnessed something absolutely beautiful and just knew that God was truly behind it. Share testimonies of brothers and sisters in our church who undoubtedly experienced the presence of Christ in certain situations. Also allow the students to share their own testimonies on a weekly basis. They need to realize that God is always with us. We just need to see Him with our spiritual eyes. As the religious education teacher, you can create a sense that God is always with us. We should have strong peace and joy in our hearts knowing that the one who loves us more than any other is leading us by the hand through everything in life.



Vocabulary

Disciple

Jesus' student; someone who followed Jesus and learned from Him

Praise

to say nice things about someone or something



Before You Teach

When Jesus appeared to His disciples in the closed room (Jn 20:19-23), Thomas was not among them. So when the other disciples excitedly told Thomas about seeing Jesus, he replied that unless he saw the nail prints for himself and touched Jesus' side, he would not believe it. It would be eight days before Jesus appeared to them again. What might Thomas have been thinking during that time? Surely he didn't think all of the other disciples were lying about seeing Jesus. Yet, he had a hard time reconciling what they said to him with what his brain was telling him. There was no way Jesus could be alive. Although he was not right up there with the crowd during the crucifixion for fear of being arrested too, he likely saw Jesus nailed on the cross and breathe His last breath. He was probably very confused for the entire week. What exactly did he believe in?

In our walk of faith, we are encouraged to walk

by faith and not by sight. This is because God knows very well that when we rely on our eyes, we become weak. What we are capable of with our human strength is very limited. How far can we really see, even if we had perfect vision?

However, Jesus knows and understands our weakness. That is why He is a merciful God. When He appeared to Thomas eight days after Thomas made his comment, He specifically asked the disciple to take a good look at the nail prints and offered to let him touch His side. Immediately, Thomas believed. Then Jesus said, "Blessed are those who have not seen and yet have believed." Jesus showed Himself to Thomas to help him overcome his unbelief. He did not want his disciple to spend the rest of his life unsure of his faith. Yet Jesus was quick to remind him that the truly blessed ones are those who believe without seeing. That is the mark of true faith. While the study of science can support the greatness of God, our faith in Him can only come through what our heart believes.



Bible Story

Look around the room. Look at all the things we have in our classroom. I see chairs for you and for me to sit on. I see windows and a door. What else can you see? (Allow students to give their opinions).

Now let's close our eyes and see if we can remember all the things we just saw. I'll name some things, and you tell me if this thing is in our room. There are small chairs in our room. (Yes.) There are windows in our room. (Yes.) There is a door. (Yes.)

Okay, everybody open their eyes. How did you know that these things are in our room? (We saw them.) Usually, we believe things that we can see with our eyes. And sometimes when we can't see the things, we might not believe them.

Our Bible story today is about a man named Thomas. He did not believe what his friends told him. Let's find out what happened.

Jesus Appears to Mary Magdalene

In our last lesson, we learned that Jesus died and came back to life. Some of His friends went to find Him in His tomb but He was not there anymore. An angel appeared and told His friends that He had risen. We know that Jesus is alive and with us all the time now. Isn't that wonderful?

On the very same day that Jesus came back to life, some other wonderful things happened. After the friends heard the news from the angel, they were very excited about what they saw and heard. They wanted to go and tell the other believers. But one of them, Mary Magdalene, stayed behind. She was crying because she didn't really know where Jesus was. As she cried, Jesus appeared to her.

Jesus asked her, "Why are you weeping?"

Jesus was asking Mary why she was crying. But Mary didn't know it was Jesus talking to her. She thought it was the gardener talking to her.

She replied, "Tell me where Jesus is."

Then Jesus said, "Mary."

When Mary heard her name, she realized it was Jesus talking to her.

Jesus continued to say, "Go and tell everyone that I am going to My Father, my God."

Mary couldn't believe her eyes and her ears. Jesus was really alive. She listened to Jesus and

quickly went to tell all the believers what she saw.

Jesus Appears to His Disciples

On that same night, all His disciples gathered together in a room. They were afraid that the people who killed Jesus would come and hurt them too. So they got together in a house and locked all the doors to keep themselves safe.

Then something happened that surprised them. Someone came in without even opening the door. Who do you think it was? (Allow for responses.) It was Jesus. Jesus had come in through the locked doors. He wanted to see His disciples so He could tell them to feel happy and not to be afraid.

He said, "Peace be with you."

All the disciples were amazed and surprised. They couldn't believe their eyes. It was Jesus. The disciples looked at Jesus' hands. They saw the marks where the soldiers had nailed Him to the cross. They knew it really was Jesus and that He was alive. How excited and happy they were to see Him.

Jesus Appears to Thomas

But one of Jesus' disciples, Thomas, was not in the room that night. So he did not see Jesus after He became alive again. The other disciples were so excited about what they had seen that they told Thomas all about what happened: that Jesus was truly alive, that they had seen Jesus, and they were even with Him in the same room. Thomas listened to them, but do you know what? Thomas didn't believe them.

Thomas said to his friends, "I want to see the marks on Jesus' hands where He was nailed to the cross. Then I will know that it is really Jesus and He really is alive."

Thomas didn't see Jesus like the other disciples did. So he didn't believe what they said. He didn't think that Jesus was really alive.

A week later, Jesus' disciples met in the same house. This time, Thomas was with them. Again, the doors to the house were locked. Just like the last time, Jesus came into the house and stood before His disciples.

Jesus said, "Peace to you."

The disciples were glad Jesus was with them again. They were also glad that Thomas was able to see Jesus for himself.

Jesus looked at Thomas. He said, "Thomas,

come and touch my hands. Do not be unbelieving, but believing.”

Jesus said these things to Thomas because He wanted Thomas to believe that He was alive.

The first time, when his friends told him about Jesus coming back to life, he did not believe. Do you think Thomas believed now? (Allow students to respond.) Thomas was surprised but He knew now that what the other disciples had said was true. It really was Jesus.

Thomas said, “My Lord and my God ”

Jesus said, “Thomas, because you have seen Me, you believed. Blessed are those who have not seen and yet have believed.”

Jesus was telling Thomas that he believed Jesus was alive after he saw Him. But how wonderful it is when people are able to believe that Jesus is alive, even without seeing Him.



Check For Understanding

1. **Who did Jesus first appear to?** (Mary Magdalene.)
2. **Where were Jesus’ disciples when He appeared to them?** (They were in a locked room because they were afraid the Jewish leaders would arrest them too.)
3. **Did Jesus have to open the door to get in?** (No, He appeared to them in the locked room, without even opening the doors.)
4. **One of His disciples wasn’t there that night. What was his name?** (Thomas.)
5. **What did Thomas say to his friends when**

Jesus Is Alive Today

Today, we cannot see Jesus like the disciples did. Jesus is in heaven preparing a wonderful place for us. Even though you cannot see Jesus, do you believe that He is alive? (Allow students to answer.) All the people who saw Him, like Mary Magdalene and the disciples, couldn’t believe that Jesus could come back to life. But they saw Him and they believed. They knew He was really God because only God could perform such a miracle. Today, we know that Jesus is alive. How do you know that Jesus is alive? (Allow a variety of responses.) We know He is alive because we see many miracles. We also have His precious Holy Spirit living inside of us. All of these things tell us that Jesus is alive. Every day, He is protecting us and watching over us. Let’s praise God and be glad for the wonderful things He has done for us.

they told him they saw Jesus? (He said he would not believe unless he saw Jesus with his own eyes.)

6. **What did Jesus do eight days later?** (He came to see His disciples, and He showed Thomas the nail prints in His hands.)
7. **How did the disciples feel when they saw Jesus?** (They were happy that Jesus was alive.)
8. **Have you ever seen Jesus?** (No, but we believe in Him because the Bible tells us many stories about Him.)
9. **Do you believe He is alive today?** (Yes. We know Jesus is alive today because we can talk to Him in prayer anytime we want to. Jesus listens to us and He will answer us.)



Life Application Story

Having Faith in Jesus

It was a cold winter morning. Mrs. Lewis had gotten up a little bit early and made pancakes for everyone. She thought it was the kind of weather

where everyone would want to eat something fresh and hot. As she put the last of the batter onto the pan, she looked at the clock on the oven.

“Hmm, Julie and Tommy are usually up by now,” she thought to herself. Just as she was taking the last pancakes out, Tommy came into the kitchen.

“Pancakes ” he shouted. “Yummy ”

"Here is your plate. Where is your sister?" asked Mrs. Lewis.

"I don't know. Probably in her room," Tommy said as he gobbled up the pancakes.

Mrs. Lewis went to Julie's room to check on her. When she knocked on the door, there was no answer. She opened the door a little and peeked in. Julie was still in bed.

"Julie, I cooked your favorite. Get up so you can have some," Mrs. Lewis called out.

Julie let out a soft, "No, thanks."

Mrs. Lewis knew something was not right. Julie would never refuse pancakes. She opened the door wider and walked to the bed.

"What's the matter honey? Are you not feeling well today?" Mrs. Lewis asked.

"Not very well," Julie said. "My throat hurts and my body feels tired all over. I was going to tell you but I didn't want to get up."

"Let me take a look," Mrs. Lewis.

She touched Julie's forehead. It was warm.

"Well, you may be getting sick. How about I go and get you some medicine to make your throat feel better?" Mrs. Lewis asked.

"Okay," replied Julie.

Mrs. Lewis went out of the room. She went back to the kitchen to tell Tommy about her sister. Then she grabbed a bottle of medicine and headed back to Julie's room. As she walked in, she saw Julie, kneeling on the bed.

"What are you doing?" asked Mrs. Lewis.

"I'm praying to God. You always tell me that if I am sick, I can ask God to make me better," Julie answered.

"Yes, and I am so proud of you for doing it," smiled Mrs. Lewis. "Actually, I went to the kitchen to tell your brother to come to your room as soon as he is done eating so that we can all pray together. I guess you beat us to it."

Just as Julie got back into bed, Tommy walked in.

"Okay, let's pray," he announced.

The three of them closed their eyes and prayed to God for a few minutes. When Mrs. Lewis opened her eyes, she saw that Julie had fallen asleep.

"Thank God Julie feels a bit better," whispered Mrs. Lewis.

"How do you know?" Tommy asked in a soft voice.

"Because she was able to fall asleep, and I didn't even give her the medicine yet," explained Mrs. Lewis.

"You mean God already made her all better?" asked Tommy as they walked out of the room. Mrs. Lewis slowly shut the door to Julie's room so as not to wake her.

"Maybe not all better, but well enough for her to get some sleep," said Mrs. Lewis. "And I am sure it had to do with the fact that your sister prayed to God to help her, even before she took any medicine. That shows God that she has a lot of faith. God likes to see us trust Him, even when we are sick."

"We prayed for her too," Tommy added.

"Yes, and I am sure God heard our prayers. When we trust God to take care of us, even when we can't see it right away, that shows faith in Him. It is just like when Jesus became alive again. Remember Thomas, who didn't believe it? He wanted to see Jesus for himself. Later on, he did see Jesus and he believed. But Jesus said that those who believe in Him, even without seeing Him, are truly blessed. That means when we have faith in God, no matter what, God will help us and bless us," Mrs. Lewis said.

"Just like how He is helping Julie now," offered Tommy.

"Yes, just like now," Mrs. Lewis smiled. "Oh, I had better keep those pancakes warm for later. She might get hungry. Come on, let's go to the kitchen and clean up."

Questions to Think About

1. **Have you ever prayed to God to make you better?** (Allow students to answer.)
2. **How can we show faith in God?** (Allow students to answer.)
3. **How does God feel when we have faith in Him?** (It makes God happy because we are showing we love Him and believe in Him.)



Activity 1

Jesus Is Alive

Review the story by reading the rebuses.

A long time ago, Jesus died on the cross. But He rose again. Jesus came back to life. But His disciples did not know that right away. After Jesus died, the disciples stayed together in a house with doors that were locked. They were afraid. But Jesus wanted them to be happy that He was alive. So one night, He went right through the locked doors and showed Himself to the disciples. They were happy to see Him alive. But Thomas was not there at that time. So a week later, Jesus went to see the disciples again. This time, Thomas was there. He was happy and believed.



Activity 2

How Do We Know Jesus Is Alive?

Draw lines to connect the pictures to the matching words.

1. Praying with the Holy Spirit.
2. Reading the words of God, the Bible.
3. Having miracles that show us He is alive.

Who Is Showing Faith?

1. Praying to God for someone who is sick.
2. Saying grace in front of friends at school.
3. Someone is saying, "Oh my God " when he breaks something.



Activity 3

Jesus Is Alive

To help the students review the story of Jesus' resurrection, sing the popular children's hymn, "Jesus Is Alive." Review the lyrics with the students and explain what they mean to impress Jesus' great love to the students.

Jesus is alive Jesus is alive



Sing of God's most wonderful surprise.

Sing from sea to sea,
Tell the news from shore to shore,
Jesus is alive forevermore


Activity 3:1

Jesus Is Alive!


Review the story by reading the rebuses.

A long time ago,  died on the cross. But He rose again.  came



Jesus back to life. But His  did not know that right away. After

 died, the  stayed together in a house with doors that



were . They were afraid. But  wanted them to be happy

that He was alive. So one night, He went right through the  doors

and showed Himself to the . They were happy to see Him alive. But

 was not there that time. So a week later,  went to see the

Thomas

 again. This time,  was there. He was happy and believed.

Activity 3:2




How Do We Know Jesus Is Alive?

Draw lines to connect the pictures to the matching words.

Miracles

Praying with the Holy Spirit

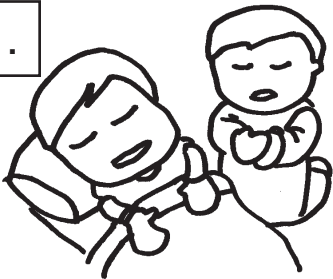
Reading the words of God



Who Is Showing Faith?


Look at each picture. Talk about who is showing faith, and how others can show faith.

1.



3.

2.



Jesus Goes Back to Heaven

Overview



Materials You'll Need

- large paper plates
- scissors
- crayons and markers
- construction paper
- fasteners or brads



Scriptures

Mk 16:20; Lk 24:49-53; Acts 1:4-14, 2

Bible Truth Objective(s)

Jesus went back to heaven and poured His Holy Spirit down to those who prayed sincerely for His Spirit

Behavioral Objective(s)

To pray earnestly for the Holy Spirit



Memory Verse

"They were all filled with the Holy Spirit." (Acts 2:4)



Bible Knowledge

Jesus' Ascension

Jesus spent forty days teaching His disciples, and they were forever changed. When Jesus Christ was still on earth, they argued with each other, and ultimately deserted their Lord. Now, in a series of meetings with the resurrected Christ (see Bible Knowledge section in Lesson 3), the disciples had many questions answered. They became convinced about the resurrection, learned about the kingdom of God, and about the Holy Spirit.

Jesus also gave them the great commission: to preach the news of salvation to the ends of the earth. Jesus is coming back to judge the world. He wants all of His followers to share God's blessings with others.

After forty days, Jesus ascended into heaven. As the disciples looked on, two angels proclaimed that one day Jesus would return in the same way He ascended: visible and in the clouds.

The Downpouring of the Holy Spirit

When the Holy Spirit came down on the day of

Pentecost, it was a fulfillment of John the Baptist's words (Lk 3:16) about the Holy Spirit baptizing with fire. This was also a fulfillment of Joel 2:28, 29 about the outpouring of the Holy Spirit.

The Bible uses words such as wind (Jn 3:8; Acts 2:2), fire (Isa 4:4; Acts 2:3), rain (Zech 10:1), water (Jn 7:37-39), and dove (Mt 3:16) to symbolize the Holy Spirit. The work of the Holy Spirit in the New Testament can be summarized as follows:

- *He gives people spiritual power (Lk 24:49; Acts 4:13, 13:9-12).
- *He convicts people of the consciousness of sin (Jn 16:8; Acts 2:36).
- *He guides people to know the Lord Jesus (Jn 15:26; Acts 16:14; 1 Cor 12:3).
- *He reveals the truth (Jn 16:12, 13; 1 Cor 2:11; Eph 1:17-19).
- *He prays for the believers (Zech 12:10; Rom 8:26, 27; Eph 6:18).
- *He sanctifies the believers (Rom 15:16; 2 Thess 2:13; 1 Pet 1:2).
- *He makes the believers bring forth the fruit of the Holy Spirit (Gal 5:22; Rev 22:1).
- *He gives various spiritual gifts (1 Cor 12:4-12).



Understanding Your Students

The concept of the Holy Spirit is probably a difficult concept for your students to understand. Many of them know brothers and sisters who have received the Holy Spirit during prayers, but they may not understand the importance of receiving the Holy Spirit for themselves.

Begin by explaining why we need the Holy Spirit. The two words that can be used (and posted around the room) are Comforter and Counselor. Say the following sentence to the students, and then ask if any of them can tell you what the word "comfort" means:

"I was so sad when my best friend moved away, but my mother hugged me and comforted me. Then I felt better."

After the students have an idea of what comfort means, clarify by giving the true definition. Explain that the Holy Spirit is called the "Comforter" because it's like having a good friend with us all the time to make us feel better. Our parents comfort us with hugs and kisses when we real-

ly need them. God is our heavenly Father and He wants us to be happy. Since God is no longer in body form, we can't see Him with our eyes or feel His hugs, so He gives us the Holy Spirit to live in us. It's His way of being with us all the time.

Also explain that the Holy Spirit is like a counselor that lives inside us. Say the following sentence, and ask what the word "counselor" means:

"I was so confused about how to finish my homework, so I asked my counselor, and she told me what I should do."

When the students have come up with the meaning of the word "counselor," explain that the Holy Spirit also acts as a counselor. The Holy Spirit helps us understand God's words much better, and it also helps us make decisions that God will be pleased with. Only the Holy Spirit knows exactly what we should do in our lives, so we have to pray to God to give us the gift of the Holy Spirit.

Because the concept of receiving the Holy Spirit is not something the students will grasp instantly, it is critical to review its importance periodically. That way, the students will be reminded and be encouraged to pray for His presence.



Vocabulary

Disciple

Jesus' student; someone who followed Jesus and learned from Him

Holy Spirit

the Spirit of God; Jesus promised to fill us with His Spirit

Preach

to tell others about Jesus and His salvation



Before You Teach

"Thus it is written, and thus it was necessary for the Christ to suffer and to rise from the dead the third day, and that repentance and remission of sins should be preached in His name to all nations, beginning at Jerusalem. And you are witnesses of these things. Behold, I send the Promise of My Father upon you; but tarry in the city of Jerusalem until you are endued with power from on high." (Lk 24:46-49)

These were Jesus Christ's last words before He ascended to heaven. We could imagine what that

moment might have been like. It would have been a majestic and inspiring scene. Yet, instead of just leaving like a King going to His heavenly home, Jesus Christ made sure His followers understood the great commission they had before them. His ascension signaled the end of Jesus' time on earth, but it also pointed to the beginning of the apostles' ministry. They were instructed to wait for the Holy Spirit in Jerusalem so that they would have power to preach this wonderful news to all who would be willing to hear.

Today, as His followers, we have been given the same commission. Let us pray for power from God to obey His command and preach the good news.



Bible Story

Remembering Jesus

Do you remember the stories of Jesus we learned about? How about the time when Jesus rode into Jerusalem on a donkey, and all the people sang, "Hosanna Hosanna Hosanna in the highest"? So many people were praising Jesus. What an exciting time it was. Peter, James, and the other disciples of Jesus remembered how exciting it was. Do you also remember how Jesus healed many people who were sick and performed many wonderful miracles? Miracles are amazing and great things that only God can do. For example, Jesus fed 5,000 people with only five loaves of bread and two fish. He also made the blind see again. How about Jesus and Peter walking on water? There were many great things that Jesus did, and His disciples and friends would have remembered them.

But then one day Jesus was put on the cross to die. Jesus was so kind and did so many good things, so why did He have to die? Jesus did not die because He did anything bad. Jesus died so that we could be saved. If He did not die for us, then we would not have the chance to go to heaven one day. Jesus loves us so much that He died for us. Jesus' friends must have felt very sad as they remembered how Jesus was put on the cross to die.

Jesus' Last Command

But on the third day after He died, Jesus came back to life again. He was not in the tomb anymore. He had risen. He showed Himself to Mary Magdalene and to His disciples. They were so happy and excited. Jesus spent many days talking to them about God and His kingdom.

Even though Jesus was alive and could never die again, He had to go back to heaven. He needed to go there to prepare that wonderful place for us. So when it was time for Jesus to leave His disciples and go back to heaven, He knew they would be sad and afraid. What would they do without Jesus? So He talked to His disciples and told them what to do.

"Stay in the city of Jerusalem," said Jesus. "Do not leave but wait for the Holy Spirit to come. The Holy Spirit will help you be strong and not be afraid. You will have to wait for Him."

Next Jesus said, "Remember, the Holy Spirit will comfort you. Although you can't see Me, I am always with you. Go into all the world and preach the gospel to every creature. He who believes and is baptized will be saved."

Jesus was telling His followers to tell everyone in the world about Him. Jesus wants everyone to be baptized and saved. The disciples listened very carefully.

When Jesus finished talking, suddenly, right before their eyes, He began to go up into the sky. Can you guess what was happening? The disciples watched Jesus go up, up, up. Then a cloud appeared in the sky and took Jesus away to heaven. The disciples stood there and stared at the sky. Jesus was gone. They were surprised and wondered where Jesus went. Then two men dressed in white robes stood beside the disciples.

The two men said to the disciples, "Why are you looking up at the sky? Jesus went up to heaven. But someday Jesus will come back to earth again, just like the way you saw Him go up."

The Disciples Go Back to Jerusalem

After that the disciples remembered Jesus' words. What did Jesus tell His disciples to do? (Allow students to respond.) He wanted them to wait in Jerusalem for His Holy Spirit. So they went back to the city of Jerusalem. They waited for the Holy Spirit to come. Peter waited. John waited. All the other disciples waited. The women waited. Jesus' mother and brothers waited. While everyone waited, they talked about Jesus and His words. They prayed together too. They knew Jesus would not forget His promise. They did not give up hope, and prayed each day for the Holy Spirit.

The Holy Spirit Pours Down

Then one day, while some of Jesus' followers were praying together in a house, suddenly a sound like the blowing of a strong wind came from heaven. It filled the whole house where they were praying. Everyone who prayed for the Holy Spirit spoke in tongues. God had sent His Holy Spirit down on them. How wonderful. As they prayed, it looked like there were tongues of fire resting on each of the followers. They were all filled with the Holy Spirit. They were not afraid anymore. Jesus had kept His promise.

Peter Preaches to Everyone

After Peter received the Holy Spirit, he became very brave and wanted to tell everyone about Jesus. So he stood up and told everyone how much Jesus loved them and why Jesus came to die for them. He explained that they just saw the power of the Holy Spirit. The people listened carefully to what Peter was saying about Jesus.

When Peter finished speaking, many people felt sad about the bad things they had done. But they were glad that Jesus had come to save them and to forgive them for those bad things.

They were so thankful to Jesus, so they asked Peter and the disciples, "We have done many bad things, but now we are sorry. What should we do?"

Peter told them to ask God to forgive them and be baptized to be saved. And they listened to Peter. So 3,000 people got baptized on that day. Can you believe that 3,000 people believed and were baptized in one day? The power of the Holy

Spirit was great.

The Disciples Preach the Good News

Because they had the power from the Holy Spirit, the disciples were no longer afraid. They knew Jesus was still with them, even though He had returned to heaven. They were happy and wanted to share the good news. So the disciples went everywhere to tell people how to be saved, just as Jesus had told them to.

Today, we are saved when we believe in Jesus and are baptized in His name. Jesus always keeps His promises. Just as He promised to give His disciples the Holy Spirit, He also promises to give the Holy Spirit to us. We should pray for His Spirit to live inside us so that we can have strength and courage just as the disciples did. That is why it is important to always ask God to fill us with His Spirit each time we pray. When God knows it is the right time, He will give us His precious Spirit.



Check For Understanding

1. **Why was Jesus put on the cross to die?** (He died so that we can be saved. This was the only way for us to go to heaven.)
2. **What did Jesus tell His disciples to wait for before He went back to heaven?** (He told them to wait for the Holy Spirit.)
3. **Why did Jesus want to give them the Holy Spirit?** (He was going to leave them and didn't want them to be afraid.)
4. **Where did Jesus go after He told them about the Holy Spirit?** (He went back to heaven in a cloud.)
5. **What did the disciples do after Jesus went back to heaven?** (They went to Jerusalem and prayed for the Holy Spirit.)
6. **What happened while they were praying for the Holy Spirit one day?** (The Holy Spirit came down on them and they spoke

in tongues.)

7. **What did Peter do after he received the Holy Spirit?** (He told the people how Jesus loved them and died to save them.)
8. **How many people were baptized that day after listening to Peter?** (3,000)
9. **How do we know Jesus is with us today?** (We have the Holy Spirit.)
10. **Why do we need the Holy Spirit?** (Allow students to respond. Reinforce the concepts of the Holy Spirit as a comforter and a counselor.)
11. **We learned that Jesus died but is now alive. Jesus is in heaven. Heaven is a very special place. We don't know where heaven is, but we know God is there. God wants us to live with Him in heaven someday. Those who love Jesus will someday live in heaven. What can we do so that all our family and friends can be with us in heaven one day?** (We can tell others Jesus is alive and lives in heaven.)



Life Application Story

Keeping Our Promises

Michelle ran to her mom's room excitedly. She was almost out of breath by the time she got there.

"Mom, I just got off the phone with Hilary. She is having her party this Friday afternoon, instead of next week. I told her that I could go. I can go, right? It's not on Saturday," Michelle pointed out.

"Michelle, slow down. I can barely hear what you are saying. Come here and sit next to me," Mrs. Marsh said, as she fluffed the pillows on the bed.

"So can I go?" Michelle asked again.

"Well, normally I would say that it's okay but I think you forgot about something," Mrs. Marsh said.

"What did I forget?" Michelle asked.

"You promised Nicole that you would go early to church tomorrow and help her clean up the classrooms. Remember that was the project all the students were going to be a part of? You were very excited when you told me about it two weeks ago."

"That's tomorrow?" Michelle asked in disbelief.

"Yes, I remember because Mrs. Lim called me this morning to ask me to drive some of the kids tomorrow," replied Mrs. Marsh.

"But I really want to go to the party. And I already told her I would go," Michelle pleaded.

"You know, Michelle, when you were younger, I would tell you what to do. But you are older now, and I think you need to think about what you need to do," Mrs. Marsh said.

Michelle frowned.

"I don't know, Mom. I know I promised to help at church. But I also want to go to the party. Oh, it's so hard," Michelle said, almost about to cry.

"Sometimes, things in life can be pretty hard. We want to have things our way but we know we should also obey God," Mrs. Marsh explained.

"So that means I have to obey God and go to church?" Michelle said softly.

"No, it doesn't mean you have to. It just means that if you decide to help, you are obeying God

because you are keeping your promise to help someone. You had agreed to the church project first."

"Yes, I know. I would feel bad if I didn't go to help. God teaches us be helpful and to keep our promises. But I also feel sad that I can't go to the party," Michelle answered.

"Yes, but I am proud of you for thinking like a grown-up. It is important to keep our promises, just as God does. He always does what He says He will do. That is why we believe in Him. Remember when Jesus was about to go back to heaven? He promised His followers that He would send the Holy Spirit down. And now, look at us. We have the Holy Spirit just as God promised," said Mrs. Marsh.

"So I guess I have to call Hilary back and tell her I can't go," Michelle said as she got off the bed.

"Well, maybe you could ask her if you could go over with a couple of your friends on another day. I am sure that would be fun," Mrs. Marsh offered.

Michelle's face lit up.

"Okay, that's a good idea, Mom. Thanks," said Michelle as she skipped out of the room.

Questions to Think About

1. **Why was Michelle sad?** (She wanted to go to her friend's party but she also promised to go to church to help out.)
2. **How did Michelle obey God in the end?** (She decided to keep her promise and go to church to help.)
3. **What does God promise us?** (Allow students to answer. Some possibilities: His Spirit to live inside of us, to protect us, to take us to heaven one day, etc.)
4. **Do you have the Holy Spirit? Why do we need to pray for the Holy Spirit?** (Allow students to answer. We need to pray for the Holy Spirit because it is God's promise to us. He promised to send His Spirit to live inside us so that He can help us and take us to heaven one day.)



Activity 1

The Disciples Receive the Holy Spirit

Review the story by folding the page along the dotted lines into a booklet.

1. The disciples pray in a room.
2. Suddenly, there is wind and tongues of fire resting on their heads.
3. The believers receive the Holy Spirit.
4. Peter preaches bravely to the people.



Activity 2

How Do We Pray for the Holy Spirit?

1. We say, "Hallelujah " over and over again.
2. We close our eyes to help us think about God.
3. We think about the wonderful things God has done.
4. We have to ask God for His Spirit every time we pray.



Activity 3

Time to Pray for the Holy Spirit

Materials:

1. large paper plates
2. scissors
3. construction paper
4. fasteners or brads
5. markers or crayons

Directions:





1. Give each student a paper plate. Guide them to write the numbers 1 to 12 on the edge of the plate, like a clock.
2. Cut the construction paper into the long and short hands of the clock. Give one set to each student.
3. Make a small hole with the scissors in the middle of the plate.
4. Using the fastener, attach the the two hands to the clock, so that the hands can swivel.
5. Allow the students to decorate the clock.

6. When the students are done with the project, talk about how to tell time. Keep it to the hour to make things simple for kindergartners (e.g. five o'clock, two o'clock).
7. Talk about the times of the day the students can pray (e.g. when they get up at seven o'clock or before they go to bed at eight o'clock).
8. Encourage the students to take their clocks home to remind them to pray for the Holy Spirit each time they pray to God.

Activity 4:1

The Disciples Receive the Holy Spirit

Review the story by folding the page along the dotted lines into a booklet .

<p>1</p>  <p>The disciples pray in a room.</p>	 <p>Peter preaches bravely to the people.</p>
<p>Suddenly, there is wind and tongues of fire resting on their heads.</p>  <p>2</p>	<p>The believers receive the Holy Spirit.</p>  <p>3</p>

How Do We Pray for the Holy Spirit?



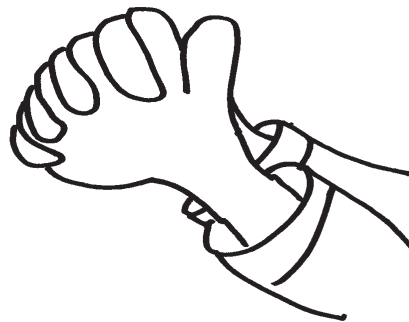
1. We say, "Hallelujah!" over and over again.

2. We close our eyes to help us think about God.



3. We think about the wonderful things God has done.

4. We have to ask God for His Spirit every time we pray.



Jesus' Followers Share

Overview

Materials You'll Need

- crayons
- paint
- paintbrush
- large art quality paper
- newspaper



Scriptures

Acts 2:42-47

Bible Truth Objective(s)

Jesus' followers gladly showed their love to each other by sharing

Behavioral Objective(s)

To share the things they have with one another

Memory Verse

"But do not forget to do good, and to share."
(Heb 13:16)



Bible Knowledge

The Early Christians

The early Christians were strongly committed to the teachings of Christ. The apostles led the new believers in worship, teaching, and fellowship. Upon receiving the Holy Spirit, they were full of courage and understood that they had been given the responsibility of building up the church.

The believers devoted themselves to growing in their understanding of Christ by listening to the apostles' teachings and by regularly observing Holy Communion. The early Christians also met in the homes of other Christians, where they shared all they had. Sometimes they would share a simple meal. However, it was not uncommon for the Christians to sell their land or houses and give the money to the apostles. The apostles would then distribute these funds to meet the needs of other believers. The love of Christ could be seen in a very visible way in the lives of the early Christians. They demonstrated their love for one another in a self-sacrificial way.

The Bible points out several people who had sold their land and brought their money to the apostles. One was Barnabas (Acts 4:36, 37). The other was a couple named Ananias and Sapphira (Acts 5:1-11). Barnabas was a man of excellent reputation. His motive for selling his land and then sharing his money was purely to serve God and His believers. Obviously his name became well-known for his act of generosity. Perhaps hearing of the recognition Barnabas received, Ananias and Sapphira decided to sell their land. However, they kept a portion of their money. Though they were not required to donate all that they had, they lied and said that they had given everything. They probably wanted everyone to think they had made a great sacrifice. When both the husband and wife were questioned, Peter rebuked them. He said that they had allowed Satan to fill their hearts and lied to the Holy Spirit. Ananias and Sapphira died on the spot. Although some have said that their end was especially harsh, it was to let the believers understand the seriousness of lying to God, especially since Ananias and Sapphira were Christians. The church was only in its infancy and it was important for the members to be united and pure in faith.



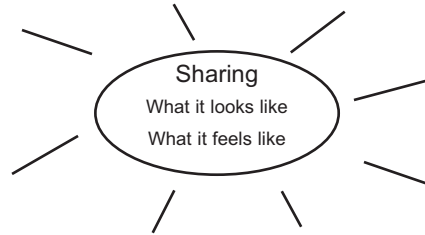
Understanding Your Students

Kindergartners are beginning to understand the concept of sharing. But let sharing come naturally rather than by force. If a student isn't really ready to share, maybe he simply hasn't reached that level of social readiness. Be patient with him, and very likely he'll outgrow the "mine only" stage before too long. In the meantime, try to establish a sharing atmosphere in your classroom so that when a student is developmentally ready, he'll be encouraged to share.

When you see a student sharing something, reinforce this behavior by praising him and telling him that he's doing just what Jesus wants him to do. Provide plenty of opportunities for the students to share things in a natural way. For instance, instead of handing out papers yourself, let volun-

teers help with this. They can also help distribute crayons or craft supplies.

Another way to teach your students to share is by having them list the ways they can share and help each other out in the class and out in the world. You can create a thought or web poster with the students like the one illustrated below:



Having the students come up with ideas themselves will give them the incentive to follow through. By seeing this thought or web poster on the wall around the room, your students will also be reminded of various ways to share with others whenever the opportunity arises.



Vocabulary

Preach

to tell others about Jesus and His salvation

Synagogue

a building, like a church, that Jewish people went to to worship God

Disciple

Jesus' student; someone who followed Jesus and learned from Him

Holy Spirit

the Spirit of God; Jesus promised to fill us with His Spirit



Before You Teach

"And they continued steadfastly in the apostles' doctrine and fellowship, in the breaking of bread, and in prayers" (Acts 2:42). This verse records the activities of the early Christian believers. Many were likely moved by the words of Peter and the apostles, and then were baptized. However, they would have been like infants in their faith. Therefore, the apostles spent a lot of their time training up these believers. They knew that ultimately, these believers were the ones who were going to lead the church.

This verse points to four specific areas the apostles focused on: doctrine, fellowship, breaking of bread, and prayer. These areas are equally important for us today.

We must be familiar with the doctrines and word of God. Otherwise, how can we claim to know

Christ? How could we be effective preachers? Therefore, as the apostles encouraged the early believers, we should also be motivated to spend time on and study the word of God. The apostles also had fellowship with one another. This helped the early believers know and trust each other. We can see that the apostles did a wonderful job because the Christians were willing to open up their homes and share all that they had with each other. This is an excellent example for us to follow. The breaking of bread could have referred to Holy Communion. The True Jesus Church holds the sacrament of Holy Communion regularly to help us remember the death of Jesus Christ and all that He has done for our salvation. Lastly, the apostles encouraged all the believers to pray. That is the only way to truly communicate with God and build up one's faith. Let us also lead a life of prayer so that our faith can continue to grow.



Bible Story

The Disciples Receive Power From the Holy Spirit

A week before the lesson, ask all the students to bring in one of their favorite toys to class next week.

Good morning class I see that all of you are very excited today. You have brought in your favorite things and they are all very nice. (Depending on the size of the class, let each student introduce his own favorite thing.) God loves us so much that He has given us so many things in life. He gave us moms and dads. We know they love us because they bought all these wonderful things for us. If one day your friend asks you, "Your toy looks like fun, can I please borrow it?" what would you say? Would you share your favorite toy with this friend? (Allow students to share answers without passing judgment.)

Today we are going to hear a story about sharing. But before we start, let us all put away our toys so that we can listen to the story carefully. (Ask students to put away their toys in the back of the classroom where they cannot see or play with them.)

In the past few lessons, we talked about how Jesus died for us and how He came back to life on the third day. For forty days after Jesus came back to life, He taught the disciples many things about the heavenly kingdom. Just before Jesus went back to heaven, He told His disciples some very important things. Do you remember what they were?

First, Jesus told them to wait for the Holy Spirit in Jerusalem. Jesus knew that once He went back to heaven, His followers would need help and power to keep doing His work. He promised them the Holy Spirit, which is God's Spirit. He also commanded the disciples to tell everyone about Him. He wanted the disciples to tell others that Jesus loves them and wants them to be saved.

After Jesus went back to heaven, the disciples did just as Jesus told them to. They stayed in a city called Jerusalem and they prayed for the promised Holy Spirit.

The Disciples Preach

The disciples prayed every day, and about ten days after Jesus went back to heaven, He sent down the Holy Spirit just as He had promised. After they received the Holy Spirit, they began to tell others the good news about Jesus. They talked to many, many

people about Jesus so that everyone knew about Him. They would talk about Jesus on the streets and in people's homes. The disciples talked to the people about the things Jesus had told them, such as how they should pray and have faith in God. They probably told them that Jesus can take care of all their worries too. They shared all the wonderful things that Jesus did. Do you remember what Jesus did? (Allow time for the students to reflect and answer.) Jesus made blind people see, deaf people hear, and He healed many people who were sick. The disciples also talked about how Jesus died on the cross to save everyone. Many people heard this and believed in Jesus.

Because the disciples preached to many people about Jesus, many became followers of Jesus. They believed in what the disciples said and were baptized in Jesus' name. Remember there was one time that 3,000 people got baptized? That is a lot of people. And everyone who got baptized loved Jesus. They listened and obeyed all the teachings that the disciples taught them. They gathered in synagogues (which is like our church today) and at home. They listened and talked about the teachings of Jesus. They prayed and they had their meals; they did many things together. They were all happy because they could feel the love of Jesus. We can feel the love of Jesus today, and that is why we come to church. We come to church to sing hymns, to listen to the stories in the Bible, and to pray. These were all the things the believers did too.

Jesus' Followers Share Their Belongings

These people who loved Jesus also loved each other. Jesus taught them to show love by sharing. If someone was hungry, they shared their food. They probably shared things like bread, milk, figs, and fruits. They shared because they didn't want anyone to be hungry.

When someone was cold and needed clothes, the believers shared too. They might have shared wool from their sheep, leather to make sandals, and cotton for making shirts and coats.

The believers might have also shared other things such as fish nets, saws, and pottery bowls or olive oil for cooking and lighting lamps. They shared many different things to help people in different areas. Some might have needed help at home and some might have needed help at their jobs.

Sometimes there would be believers who needed money. Some of the followers of Jesus who owned fields sold them and gave the money to Jesus' disciples. The disciples used the money to buy the things that the people needed. Because the believers shared everything they had, everyone had enough food and clothes, and they were happy because they were like a big family.

One person the Bible talks about is Barnabas. Barnabas saw that the believers needed help. So he sold his land and gave all of the money to the disciples. Then the disciples shared that money with people who really needed help. Isn't that wonderful?

Many other people saw how Jesus' followers showed love to each other. They saw how Jesus' followers were happy.

They probably said, "Just look at those people who love Jesus. They share everything and they are so happy "

Many people wanted to know why Jesus' followers were so happy. So Jesus' followers told them all about Jesus and how much He loved all people. Jesus wanted them to be saved and be a part of the big family, too. And do you know what happened?

More and more people came to believe in Jesus and became a part of God's family.

The People See the Love of Jesus

We are also the believers of Jesus, and we need to love each other. We can share just as the believers shared a long time ago. What are the things we can share with others? (Let students respond.) If someone is hungry, we can share our food. If someone needs clothes, we can share our clothes. If someone needs a place to sleep, we can invite him or her to stay with us. We can also share our toys, books, pens, and coloring pencils with others when they forget to bring them to class.

Do you know why Jesus wants us to share? When we share, others can see how much love we have. And then they may want to come to church and believe in Jesus too. When we share with others who are already believers, we are showing God's love, just as God commanded us to do. That's why even though it isn't always easy to share things, especially the things we really love, it is important for us to try our best. This makes Jesus happy and it also makes the people around us happy.



Check For Understanding

1. **What did Jesus' disciples do after Jesus was taken up into heaven?** (They stayed in a city called Jerusalem just as Jesus told them to and they prayed for the promised Holy Spirit.)
2. **What did Jesus' disciples do after they received Holy Spirit?** (They were filled with power and told many people about Jesus.)
3. **How did Jesus' followers show love for each other?** (They shared everything, such as food, clothes, and tools. They did many things together too. They prayed, learned the words of Jesus, and ate together.)
4. **What did other people do when they saw Jesus' followers sharing everything?** (They

wanted to know why they were happy and so full of love. They came to believe in Jesus and became a part of God's family.)

5. **What was the name of the person who sold his land and gave all the money to the disciples so that they could share it with people in need?** (Barnabas.)
6. **Jesus' followers were happy to share. They loved Jesus and they also loved each other. We can be like them and help one another by sharing. What are some of the things we can share?** (Allow students to answer. Encourage them to take real action by sharing one thing this week, whether at home or at school. They will need to be as specific as possible so that they can be made more accountable.)



Life Application Story

A Cheerful Giver

"What are you doing, Mom?" Juan asked as he watched his mom put old clothes into cardboard boxes.

"I am packing away some of the clothes that Ricky and you have grown out of. Then we can give these clothes to those who need them," Mrs. Lopez replied.

"Give them away? To whom? Who needs these clothes, Mom? Why can't they buy them from the stores?" Juan asked curiously.

Mrs. Lopez turned around and sat Juan down on the carpet with her.

"Well, Juan, we are very blessed. We have food to eat to help us grow, clothes to keep us warm on a cold winter's day, and a nice house we can come home to each day. But there are many people in this world who are not as fortunate. That means they don't have as much as we do. There are people who have no money to buy food or clothes, and there are also many children who have lost their moms and dads, so they can't buy clothes from the stores."

"If they cannot buy any food or clothes, how do they live?" Juan asked.

"Well, these people receive help in different ways. The government helps them by providing for their daily needs, such as food. And if a person really has no place to sleep, then they will also give him a temporary place to stay in. But life is still difficult for these people; they probably don't have money to buy a jacket, and they don't have money to buy books or toys," Mrs. Lopez explained.

"Wow, that sounds terrible," Juan said.

"Yes, it is. That's why we do what we can to help. That is what Jesus taught us to do. We should help and share what we have. Remember every Thanksgiving, there is a food drive in your brother's school?" asked Mrs. Lopez.

"Yes, my school had one this year too. And we counted the cans we brought in. I remember Alice had the most cans. She had, like, forty " Juan said excitedly.

"Well, those food drives are to help the people who don't have enough money to buy more food. When we donate those cans of food, they

are given out to families who need them so that they will have food to eat and not go hungry. So you see, there are many ways we can help by sharing what we have."

Juan was a little bit more excited now. His mind was racing. He was thinking about what he could do to share and help others in need.

"You know, Juan, it's just like the story we heard in kindergarten class a few weeks ago. The believers shared everything so that no one would be in need of anything," Mrs. Lopez continued to say.

"Does that mean I can share my toys and books?" Juan asked.

"Of course you can. If you find anything you would like to give, we can pack it away in these boxes together," Mrs. Lopez offered.

"Okay. Wait for me "

Juan got up and ran to his bedroom. He looked at all the books on his bookshelf, and he started to pick out the ones that he had finished reading. He also picked out some toys that he didn't play with as much. He brought them all back to the living room where his mom was. Together they put away the toys and the books into a cardboard box.

"Look at how much stuff we have We are very blessed, aren't we, Mom?" Juan said as they taped up the last box.

"Yes, we are indeed. God has given us so much," Mrs. Lopez replied. "But we should not forget that God gives us so much so that we can share with others."

"Now I know. God gives us so much so that we can share with others " said Juan. "Can we do this again soon? It feels good to share with others "

"Sure we can I am sure God would like that," Mrs. Lopez replied.

Questions to Think About

1. **Why was Mrs. Lopez packing away old clothes?** (To give them away to those who needed them.)
2. **What did Juan want to share with others?** (His books and toys.)
3. **What can we do when God blesses us with many things?** (Share the blessings with others.)
4. **What do you have that you can share with others?** (Allow students to answer.)
5. **Is it easy or hard to share?** (Allow students to answer.)



Activity 1

What Did the Believers Share?

Look at the believers standing in the middle. Circle the things they shared with others. Cross out the things they did not share.



Activity 2

What Can You Share?

Draw yourself in the middle of the page. Then draw lines to the things you can share with others.



Activity 3

I Can Share □

Today's lesson is about the importance of sharing. Help the students remember this concept with some crayon art.

Materials:

1. crayons
2. paint
3. paintbrush
4. large art quality paper
5. newspaper

Directions:

1. Cover the table tops with newspaper.
2. Provide each student with one piece of art paper.
3. Help them write "I can share" on the paper with crayons only. The students can decorate the paper with items they can share. But remember to draw using crayons only.
4. Once the students are done, have them select one paint color.
5. Have them dip their brush into the paint and paint over their picture. The paint will only stain the areas of the paper that have not been touched by the crayons.
6. Hang their pictures in class or have them bring it home to put on their fridge. Either way, remind the students about the importance of sharing.

Activity 5:1

What Did the Believers Share?




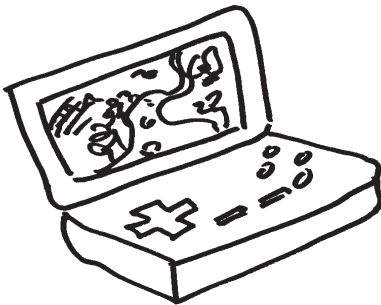


Look at the believers standing in the middle.
Circle the things they shared with others. Cross out the things they did not share.



Activity 5.2

What Can You Share?

Draw yourself in the middle of the page.
Then draw lines to the things you can share with others.



Seven Helpers Are Chosen

Overview

Materials You'll Need

- light snack foods (i.e. fresh fruit, vegetables and dip, chips, candy)



Scriptures

Acts 6:1-7

Bible Truth Objective(s)

Jesus wants His followers to show love by helping others

Behavioral Objective(s)

To identify ways we can help others in need

Memory Verse

"If you love Me, keep My commandments."
(Jn 14:15)



Bible Knowledge

Widows and the Early Church

Acts 6:1-7 describes how the early Christian community handled disputes and responsibilities. The Hellenists (Jewish believers who spoke Greek, grew up outside the land of Israel, and used the Greek translation of the Hebrew Old Testament) complained against the Hebrews (Palestinian Jews who spoke Aramaic and used the Hebrew Old Testament). They claimed that their widows were not being looked after properly in the daily distribution. In Jewish law, a woman did not receive any inheritance. She was dependent on her husband or relatives. So a widow was greatly disadvantaged during that time.

Jesus also condemned the teachers of the law for taking advantage of the widows (Mk 12:40). James described looking after widows and orphans as "pure and undefiled religion before God and the Father" (Jas 1:27).

1 Timothy lists the requirements necessary for widows to receive help from the church. They were to be over sixty years old, known for good deeds,

and to have been faithful to their husbands (see 1 Tim 5:9, 10). Obviously, this task was a priority to the early church.

The dispute over unfair distribution did not linger on indefinitely. The leaders of the community gathered the entire group together to consider the complaints and to take fair action to settle them. The solution involved a sharing of jobs. In that way, the apostles could continue to spread God's word while certain helpers took charge of other tasks.

The apostles chose seven men to serve as deacons. These men were to be responsible for the physical needs of the church while the apostles continued to preach the good news.

The administrative task of the deacons were not taken lightly. Notice the requirements for the men who were to handle the feeding program: (1) good reputation, (2) full of the Holy Spirit, and (3) full of wisdom.

While the seven helpers (Stephen, Philip, Prochorus, Nicanor, Timon, Parmenas, and Nicolas) were commissioned to oversee the distribution to those in need, two of them, Stephen and Philip, were also described as dynamic preachers.



Understanding Your Students

Everyone has experienced a feeling of loneliness at times. Even the students in your classroom have felt this at least once in their lives. There may be students who are without siblings, or those who are naturally too shy to interact with the others. Sometimes, children can feel alone on the first day of school. When good friends have to move, children can also experience anxiety and loneliness. These experiences can be discussed in the classroom.

In order for your students to realize the importance of extending their love to those who are lonely, they will need to know what it means to be lonely, how it feels to be lonely, and when people can feel

especially lonely. Have your students explain situations when they felt lonely, and let them tell each other how it felt. Afterwards, introduce a brand new addition to the classroom (a teddy bear or other stuffed animal). Explain that this new student has just come to our church and so far, he hasn't met friends yet. Ask your students to share how they think he might be feeling. After discussing how this new "student" might be feeling, ask for suggestions on how to help him feel less lonely. List their responses on the board. Then review the various ways the students can help people when they are lonely. This is a very important topic, especially if there are certain students who are being ignored in the class for various reasons. Even kindergartners can form cliques. It is vital to talk about including everybody and showing love to all of God's people.



Vocabulary

Apostles

the twelve followers Jesus chose to be His helpers while He was on earth

Preach

to tell others about Jesus and His salvation

Deacon

a person who looks after the needs of the church



Before You Teach

As the early church grew, there was more work involved in looking after the members. It came to a point where the apostles felt divided. They wanted to take care of the believers, but they also wanted to continue to preach the gospel. In the end, they decided to put seven people in charge of the administrative tasks of the church. That way they could concentrate on spreading the good news and not have to worry about the day to day needs of the members.

The seven who were chosen were not just some random believers. They had to meet strict requirements. "Therefore, brethren, seek out from among you seven men of good reputation, full of the Holy Spirit and wisdom, whom we may appoint over this business" (Acts 6:3). Obviously, the apostles understood that this was a very important job. There were three criteria the appointed men had to

meet: to have a good reputation, to be full of the Holy Spirit, and to have wisdom. Why did the apostles single these out?

Good reputation comes from one's actions and speech. Although these are outward appearances, they stem from within. Usually our thoughts dictate what we do as well as the words that come out of our mouths. If we are pure and of good character, we will naturally do what pleases God. This is critical for leaders of the church. They are the ones who set the example.

The appointed men also had to be full of the Holy Spirit and wisdom. Both of these go hand-in-hand. In order to effectively lead the church, the deacons had to have the abidance of God. They needed wisdom from above, in light of the conflicts the early church faced from within. To help the church grow, it was vital to maintain peace and harmony. It is the same for us today. As holy workers we need to be full of God's spirit so that we may know His will. Let us continue to pray for wisdom from above.



Bible Story

Teacher's Helpers

Depending on the size of the class, assign a different task for each student to do before the lesson starts (e.g. clear all the tables, arrange the chairs, pick up any garbage, put away the colored pencils or crayons, etc.). Give the students about three minutes to complete their task. Then ask them to sit in their chairs to begin the lesson.

Good morning How are you today? You have been wonderful helpers today. Look around you: our classroom is neat and tidy And that is because every one of you helped to make this room a beautiful and clean one. Thank you all for doing this. You are all great helpers. Today we are going to learn about some very special helpers in the Bible.

Jesus' Apostles

In our last lesson, we learned that more and more people came to believe in Christ. Do you remember when Jesus was living in the world? He chose some very special people called disciples or apostles to help Him preach the gospel. How many apostles did Jesus choose? He chose twelve. After Jesus resurrected and was taken up to heaven, these twelve apostles continued to preach to others about Jesus. They traveled to many places helping people in need and telling them about the love of Jesus. Wherever they went, many people listened to the apostles and believed in Jesus.

Day by day there were more and more believers. They got baptized and learned the word of God with other believers. It was like a big and happy family. This was how the church grew. We also learned that the members shared what they had with each other so that everyone had food to eat and clothes to wear. The believers showed a lot of love.

A Problem in the Church

The church continued to grow. More and more people came to believe. There were many different kinds of people. Some members were younger, some were older, some were men, and some were women. There were also people who spoke in different languages; some spoke in a language called Aramaic and some spoke Greek. It is just like our church

today. Some speak Mandarin, some speak Cantonese, some speak English, some speak Korean, some speak French, and some speak African dialects (languages). The church during the time of the apostles had all kinds of different people. The Bible also mentions a special group of people called widows. A widow is a woman whose husband has died. During that time, if a woman lost her husband, she would need other people's help in order to have enough food and clothes.

Remember we talked about how the believers shared everything at that time? They were happy because they loved one another, and they shared everything with one another. They were joyful because they had love for God and also love for others. But now because there were more and more people in the church, and they spoke in different languages, it became really difficult to share and it was hard to make sure everyone was taken care of.

After a while, some believers went to the apostles and said, "Some of our widows are hungry. They need food and clothes and a place to sleep. When you share the food and clothes with others, you have been missing the widows."

These members were worried because they knew that the widows needed special care, but now they had been forgotten.

Choosing Seven Helpers

When the apostles heard this, they called everyone together.

"We are very busy preaching and telling others about God's love. It would be wrong for us to spend all our time making sure everyone has food and other things. Then no one would be spreading the good news," they said. "So we need helpers. Choose among yourselves seven helpers. They must be men of good reputation, and be filled with God's Spirit and wisdom. They can take care of the sharing in the church and make sure that everyone is fed and clothed. Then we can use all our time praying, teaching, and preaching."

The apostles knew about the problem. They did not want anyone to be forgotten in the church. But they were so busy telling others about Jesus that they did not have time to take care of the church. So they came up with an idea. They wanted to pick seven good helpers to take care of the church.

When everyone heard this, they thought this

was a wonderful idea. These helpers would make sure that no one would miss out on the food or clothes. So the believers did just as the apostles told them. They chose seven special people to be the helpers. They had good reputations, which meant everyone who knew them said they did what was good. These people were also filled with the Holy Spirit. They had very good faith, and were filled with wisdom so that they could make good decisions for the church. Their names were Stephen, Philip, Prochorus, Nicanor, Timon, Parmenas, and Nicolas (write the names on the board to help the students with the pronunciation).

The Seven Helpers Have a New Job

After the believers chose the seven helpers, they brought the seven of them to the apostles. They prayed together, and the apostles laid hands on them to pray for them and to ask God to help them so that they could do their job well. Then the seven helpers started their job and made sure everyone had enough food and clothes. They were there to help all the believers. They were not bossy or

better than the other believers. They were there to serve, just as Jesus taught us. So now no one would miss out in the sharing and everyone was happy again.

Because of their help, the apostles continued to pray, teach, and preach to others. Then more and more people heard about Jesus and became believers too; the church grew very quickly and God worked with them.

We Can Be Helpers Too

The seven helpers had an important job. They helped in the church so that the apostles could continue to preach to others. Today, we call these helpers deacons. But grown-ups aren't the only ones who can help in the church. We can all be helpers too. Today we all helped to clean up our classroom. We are good helpers. It is important to keep God's house clean and tidy. What other things can we do to be good helpers at church and at home? (Allow students to answer.) Let's remember to be good helpers wherever we are.



Check For Understanding

1. **Who were the apostles?** (They were the twelve people Jesus picked to help Him when He was on earth.)
2. **Who missed out on food and clothes when the believers were sharing?** (The widows.)
3. **What did the apostles do to solve this problem?** (They asked the believers to choose seven helpers to make sure everyone had enough food and clothes.)

4. **What was so special about these seven people?** (They were filled with the Holy Spirit and wisdom, and had good reputations.)
5. **While the seven helpers made sure everyone had whatever they needed, what did the apostles do?** (They continued to pray, teach, and preach to others about Jesus.)
6. **What happened when the helpers and the apostles all did their jobs?** (More people heard about Jesus, became believers, and the church grew quickly.)



Life Application Story

Helpers of God

On one bright, sunny day, Mrs. Laurie took her

kindergarten class to a picnic at a park near her house. Everyone was very excited, including Mrs. Laurie herself.

Everyone arrived on time, and a lot of parents came with the students, so there was a large group

of people. When Mrs. Laurie saw that there were so many people, she thought of a way to make sure everyone was taken care of.

"Students," Mrs. Laurie said loudly, "because there are so many of us, we are going to divide into teams; each team will have a team captain, and the team captain will help me make sure everyone is taken care of."

Even before Mrs. Laurie finished what she was saying, many students already raised their hands because they wanted to be team captains.

"Pick me " Juan yelled.

"Mrs. Laurie, please pick me " Susie raised her hand high in the air.

"Oh, pick me please, Mrs. Laurie " John pleaded.

Mrs. Laurie was happy to see how eager everyone was to help out.

"Hands down please " said Mrs. Laurie. "I know you all want to be good helpers, but being a team captain is hard work. For example, a team captain has to know what to do when something happens. Do you know what to do if someone has a fall? Or if someone is missing?" asked Mrs. Laurie.

"Not really..." the students answered in unison.

"Do we want to pick people who can tell us where to go and what to do when we are in trouble?" Mrs. Laurie asked.

"Yes," everyone answered.

Mrs. Laurie smiled and began to pick some of the adults as team captains while the children waited quietly.

After they were divided into teams, they played many games together. The team captains made sure everyone was playing and having a good time. All the students were running, jumping, and laughing. Each team won a prize at the end of the morning. When it was time for lunch, the team captains made sure their team members were sitting together, and had enough food to share. They all enjoyed a beau-

tiful Sunday morning together.

As the picnic came to an end, Mrs. Laurie called all the students and their families together again.

"Did you all have a good time?" Mrs. Laurie asked.

"Yes " the students answered together, all of them with big smiles on their faces.

"We thank God for protecting and guiding us through this morning's activities, so that we all had a wonderful time. And we also need to thank our team captains for taking good care of us, for making sure that no one was hurt or lost, and that everyone had enough food to eat. Let's all give them a big 'thank you.'"

"Thank you team captains " the students called out together.

"We can all learn from our team captains and be good helpers," said Mrs. Laurie.

"I thought we were not big enough to be team captains," said John.

"You may not be old enough to be a team captain today, but you are old enough to be a good helper now. Look around the picnic tables. What do you see?" asked Mrs. Laurie.

"Trash " shouted Susie.

"Yes. So now is our time to be good helpers by cleaning up our garbage. Can we do that?" asked Mrs. Laurie.

"Yes. We can be good helpers " shouted the students.

All of them got to work with their teams and cleaned up the picnic area.

Questions to Think About

1. **Why did all the students want to be team captains?** (They wanted to be helpers.)
2. **What can you do to help in church or at home?** (Allow students to answer. Encourage them to pick something they can do this week.)



Activity 1

How Many Helpers Were Chosen?

Count how many helpers were chosen by writing down the numbers in each box.



Activity 2

Who Can We Help?

Fill in the blanks and find out about the people we can help.

1. We can _____ (help) our grandparents.
2. We can help our _____ (parents).

3. We can help our _____ (teacher).
4. We can help our brother or _____ (sister).
5. We can help our _____ (friend).
6. We can help a truth _____ (seeker).



Activity 3


Chore Tickets

Help the students create chore tickets. They can create them on a piece of 8 1/2 by 11 inch paper, cut into two. They can write or draw the kinds of chores they can help their parents with. Brainstorm some ideas with them (e.g. wipe the table after dinner, tidy up room, etc.). Ask each student to make two chore tickets. When class is over, be sure to hand these tickets to the parents so that the students can follow-up with real action

Activity 6:1

How Many Helpers Were Chosen?

Count how many helpers were chosen by writing down the numbers in each box.




Activity 6.2

Who Can We Help?

Fill in the blanks and find out about the people we can help.

We can h ____ our grandparents.



WORD BANK

- help
- parents
- teacher
- sister
- friend
- seeker

We can help our p _____.




We can help our brother or s _____.



We can help our t _____.



We can pray for our f _____.



We can help a truth s _____.

Philip Meets an Ethiopian

Overview



Materials You'll Need

- no extra materials are needed for this lesson



Scriptures

Acts 8:4, 5, 26-39

Bible Truth Objective(s)

God wants us to tell others about Him

Behavioral Objective(s)

To identify situations where the students can use God's word to teach others about Jesus

Memory Verse

"I believe that Jesus Christ is the Son of God."
(Acts 8:37)



Bible Knowledge

Philip and the Ethiopian

This Philip in Acts chapter 8 is not the apostle Philip (see Jn 1:43, 44), but a Greek-speaking Jew. He was one of the seven deacons chosen to help with the food distribution program in the church (see Lesson 6).

Philip had a successful ministry preaching to great crowds in Samaria (Acts 8:5-7), but when an angel of the Lord spoke to him, he obediently left that ministry to go to a desert road. This road descended from Jerusalem to Gaza, which was southwest of Jerusalem. Gaza was the last major settlement before the desert which stretched to Egypt. Ethiopia was located in Africa south of Egypt. Because Philip went to where God sent him, the way was opened for the gospel to reach Ethiopia, which was like the "end of the earth" at that time.

The Ethiopian in this passage was the minister of finance. He was responsible for distributing funds of the treasury and thus held a prominent position in the Ethiopian government. When Philip

approached him, he was reading from the Book of Isaiah. The Ethiopian accepted Philip's offer to explain the Scriptures to him and was baptized immediately after he understood God's words.

The eunuch was obviously very dedicated to God because he came such a long distance to worship in Jerusalem. The Jews had contact with Ethiopia in ancient days (Ps 68:31; Jer 38:7), so this man may have been a gentile convert to Judaism. Because he was the treasurer of Ethiopia, his conversion likely brought Christianity into their country.



Understanding Your Students

Four- and five-year-olds are fascinated by picture books. They are also at a stage where they enjoy going through the printed text and pointing out words they are familiar with.

Sometimes we may brush off the fact that our students cannot really read and that the Bible is too hard for them. But this is a time when they absorb information like a sponge. Next time you teach the memory verse, consider showing your class where it is found in the Bible, or write the memory verse on the board. There may be important sight words they can learn.

Keep an open Bible in your hands or on your lap as you present the Bible story each week. Be sure to let your students know that the story comes from the

Bible and that you have to study the Bible before you can teach them.

You may wish to explain why the Bible is so important to you and to them. For example, you could tell them reading the Bible has helped you during difficult times. Let each student see how important God's word is to you.

The students can practice what they've learned about studying the Bible. Use large Bible picture books to show scenes that are being discussed. Have your students explain the messages or situations in the pictures. For example, you could ask, "How did you know that this picture is about the disciples of Christ receiving the Holy Spirit?" Let them explore the Bible in this way to develop a healthy habit of studying the Scriptures. Over time, this can also give them a sense of the Old and New Testaments, and how the Bible is sequenced.



Vocabulary

Preach

to tell another person about Jesus

Miracle

something amazing that only God can do

Chariot

a big open box with wheels, pulled by horses, to carry people

Baptize

to go completely into living water and be cleansed in the name of Jesus Christ for the remission of sins



Before You Teach

Just before an angel of God told Philip to go south toward the desert, he was having a lot of success preaching in Samaria (Acts 8:5-8). The Bible records that he performed miracles, casting out demons and healing the paralyzed. Many in that city believed what he preached about the kingdom of God and were baptized. Philip must have felt empowered and strengthened by what he witnessed. The church was growing. But it was at this time that God wanted him to go to the desert. Philip responded by obeying, and he left for the desert without asking any questions.

We can learn several things from Philip's response. First, he was obedient to the will of God. The ministry in Samaria was growing. He probably would have liked to stay and continue to preach. He

might have thought that it was strange for God to ask him to head toward the desert. What good could he do there? He did not know what lay ahead of him, but he dropped what he was doing in Samaria and went anyway. That is true obedience and faith. When God calls us today to an unknown place or area of work, are we ready to obey?

We can also see that Philip was always ready to preach. He did not know he would meet an Ethiopian, much less the passage the eunuch was reading. Yet, when he saw the Ethiopian, he asked if he understood what he was reading. Philip was ready to preach God's salvation to all those who were willing to listen. In order to be ready at all times, we need to constantly study the word of God. Do we consistently read the Bible? Are we familiar with the words of God? Are we ready to share our testimonies with others when the opportunity arises? Let us follow the example of Philip and be ready to work for God when He calls us.



Bible Story

The Disciples Do Jesus' Work

Do you remember what happened after Jesus died on the cross and was buried? He came alive again. Jesus was not dead anymore because He is God. After that wonderful miracle, Jesus had to leave to go back to heaven. Before Jesus went back to heaven He told His disciples that they had a very important job to do. What was this job? It was to tell everyone in the world the wonderful news about Jesus. This was so that other people could go to heaven and be with Jesus.

The disciples took this job that Jesus gave them very seriously. They went to many different places to tell everyone about Jesus and His salvation. Many people who heard the good news came to believe and the church grew. There were so many believers that the disciples could not look after the church and also preach the good news about Jesus. So they decided to choose seven helpers to look after the church. All the members were happy because the disciples could continue to preach and there were seven people who could take care of the church.

One of Jesus' seven helpers was named Philip. Philip loved Jesus very much, and he was glad he was chosen to help the church. Sometimes he would be helping the members. Other times, he would also visit other places and tell people about Jesus so they could be saved.

Philip Preaches in Samaria

One time, Philip went to a place called Samaria to tell people about Jesus. Everywhere Philip went in Samaria, he talked about the wonderful Savior. He told the people that Jesus is God's Son. He told them that Jesus loved them. He talked about the great things Jesus did. Because God helped Philip, he was able to perform many miracles. Do you remember what miracles are? (Let students answer.) They are special things that happen if God allows it. For example, a miracle is when Jesus heals people who are very sick. This is a big miracle. There are also small miracles that happen to us. Can you think of any miracles? (Let students answer; e.g. waking up in the morning, rainbows in the sky, etc.)

Soon almost everyone had heard about Jesus,

and there was great joy in that city. The new Christians came together to sing and praise God because they were so happy to hear the news of Jesus. They probably said, "Hallelujah Praise the Lord "

When other disciples heard that Philip had preached to Samaria, they also went there to help. After the disciples arrived to help teach the word of God, Philip knew it was time to go to other places. There were other people who wanted to hear about Jesus. So he walked to many other places, telling people about his wonderful Savior, Jesus Christ.

It is very important to know that Philip didn't just go to places where he wanted to go. He went to places where God told him to go. He didn't do things or go anywhere without asking God first. How do you think Philip asked God? (Let students answer.) He asked God by praying. When we want to do something for God, especially when we want to tell others about Jesus, we need to be like Philip and remember to pray to God first.

Philip Preaches to the Ethiopian

One day, Philip was getting ready to tell others about Jesus. Then something wonderful happened. An angel appeared to him. The angel told Philip to go down a special road that was long and dusty. Philip knew that road would take him to the desert. He didn't know why God would want him to go there but he obeyed. He knew God had a special job for him to do.

Philip traveled down the lonely desert road as he was told to do. At first, there was probably no one on the road with him. As he walked, he kept looking around. Then, he saw that far, far away were some horses pulling a beautiful chariot. Do you know what a chariot is? A long time ago the people didn't have cars, buses, or trains. They had to travel on foot, or on donkeys or horses. Some people, who had more money, could travel by chariots. A chariot was like a big open box with two wheels. This big box was pulled by horses so the person traveling inside would not have to walk and be tired. When Philip saw the chariot, he wondered if God wanted him to go there.

The Spirit of God told Philip, "Go near to the chariot."

Philip ran to the chariot to meet the person

who owned it. When he got closer to the chariot, he was surprised to find a man reading God's words. This person was from a faraway country called Ethiopia. This man had an important job. He was in charge of all the queen's money. He was on the desert road because he had just gone to a place called Jerusalem to worship God. Now, he was going home to Ethiopia.

The man in the chariot was holding a large scroll. Do you remember what a scroll is? A long time ago people didn't have books. They wrote things down on something like paper and rolled them up. This was called a scroll. The Ethiopian man was reading a Bible scroll.

When Philip got close enough to the man, he noticed that the man looked confused.

Philip asked, "Do you understand what you are reading?"

The man in the chariot said, "No, I need someone to tell me what the words mean."

So the man asked Philip to sit next to him. Philip looked at the words on the Bible scroll.

He said, "These words are about Jesus. Jesus is God's Son. He died and came alive again. He loves you and wants you to be saved."

Suddenly a big smile spread across the man's face. He was very happy to have someone tell him about Jesus. Philip and the Ethiopian man traveled together so Philip could teach him more about Jesus.

When they came to some water the Ethiopian man said, "Look. Here is some water. Please bap-

tize me."

The Ethiopian man learned from Philip that he had to be baptized if he wanted to be saved.

Philip answered the man, "If you believe with all your heart, you may."

"I believe that Jesus Christ is the Son of God," the man answered.

Philip knew that the man was ready to be baptized. So the chariot was stopped and the two of them got down. They went down to the water and the man was baptized. Then an amazing thing happened. After Philip came up out of the water, the Spirit of God caught Philip away. God took Philip away to preach somewhere else. His work on the desert road was finished. Now the man was all by himself. But he was happy. He was glad that Philip helped him understand God's word, and that he was baptized. He went home very happy. He couldn't wait to tell everyone about Jesus.

We learned that Philip obeyed God and went to the desert road where he met the man from Ethiopia. He told the man about Jesus and he baptized him. The man probably went back to Ethiopia and told everyone about Jesus. More and more people were able to hear the wonderful news about Jesus. Jesus wants us to do the same today. He wants us to tell others about Him so that they can believe in Him. There are still many people in the world who don't know Jesus yet. Let's pray to God and ask Him to help us be brave so that we can do His work.



Check For Understanding

1. **What did Philip do so he could tell more people about Jesus?** (He traveled from place to place.)
2. **How did Philip know where to go to tell people about God?** (He prayed to God.)
3. **What did the people in Samaria do when they heard about Jesus?** (They believed in Jesus.)
4. **Who did Philip meet on the long and**

dusty road? (A man from Ethiopia.)

5. **What were the words on the Bible scroll about?** (They were about Jesus.)
6. **What did the man do after he heard about Jesus?** (He was very happy; asked Philip to baptize him.)
7. **Can you think of other ways that people can help each other learn about God's words?** (Allow students to answer. Some suggestions: talk about Bible stories at home and at church, pray with one another, follow God's commands, be helpful and kind, etc.)



Life Application Story

Following Jesus' Footsteps

Julie came home from church one Saturday evening with a great idea. At church, she was learning about what Jesus did. This week she learned about Philip and the Ethiopian. Julie wanted to do something special to see if she could remember the Bible stories she had heard. Julie decided that she was going to make a board game. She was going to stick footprints she had cut out onto a large cardboard.

She went to her room and took out all the things she needed to start. She placed her scissors, glue, cardboard, paper, colored pencils, eraser, and her children's Bible on the floor. Then she began to work.

First, Julie colored the large cardboard and marked the places she was going to stick her footprints on.

After she did this, she said, "Now, I can draw some pictures of little children, men, women, Jesus' twelve disciples, and Jesus Himself."

Julie was working quietly when she heard her dad outside her room.

"Julie, are you in your room?" Mr. Lewis called.

"Yes, I'm in my room, Dad " Julie answered.

Mr. Lewis knocked on Julie's door and Julie opened the door for her father.

"What are you doing, dear?" asked Mr. Lewis.

"I am making up a game," Julie told her father excitedly. "I am going to use these footprints to show each good thing Jesus did for the people."

"That's wonderful " Mr. Lewis exclaimed. "But tell me what you plan to write on this cardboard."

Julie began to tell Mr. Lewis all the Bible stories she had heard and what she planned to do with each footprint. Mr. Lewis listened carefully to Julie's stories. Sometimes, Julie made some mistakes with the story and Mr. Lewis helped her by correcting her.

"It's very important to tell Bible stories correctly," Mr. Lewis said. "That's how we teach people to know about the true God and the true church. It's also very important to always pray and ask God to

help you when you tell others about Jesus."

"Ok, Dad. I'll remember that," Julie replied.

After Julie explained what she was going to do, Mr. Lewis left her room to let her finish her game.

An hour later, Julie ran out of her room holding her large cardboard yelling, "Dad, I finished my game."

Julie showed Mr. Lewis the wonderful pictures of the people and the animals she had drawn.

"Wow " Mr. Lewis said. "It looks fantastic I'm sure Jesus would really like to play your game."

Julie giggled and whispered to her father, "Dad, thank you for helping me."

Both Mr. Lewis and Julie smiled and gave each other a big hug.

Then Julie had another idea.

"I think I'll take it to school for show and tell on Monday," she said. "Maybe people at school would like to play my game."

"That's a wonderful idea. It's a great way to tell your friends about Jesus I'll get a box and help you pack it away."

On Monday, Julie brought her game to school. Her friends and teacher listened as she explained it during show and tell.

"It looks like you put a lot of effort into making your game, Julie. Maybe some of you would like to play Julie's game at recess or lunch," her teacher suggested.

Julie felt very happy when she saw some of her friends whisper excitedly to each other. Then Julie remembered what her dad had told her about praying to God for help. So Julie said a quick prayer in her head and asked God to help her tell her friends about Jesus.

When the recess bell rang, Julie took her game out and set it up under a tree in the playground. A few of her friends from her class came and sat around the game. Michelle Marsh, who also attended the same school as Julie, joined them.

"This game looks like fun, Julie, but we can't play because we don't know the stories in the Bible," one of her class friends said.

"That's okay," Julie said, "Michelle and I can tell you the stories. We can play in teams and when you land on one of the pictures we'll tell you the Bible story about that picture "

"That's a great idea, Julie " Michelle agreed.

The friends played until the bell rang. Some of them wanted to play again at lunch and asked Julie to bring it out later. Julie was very excited that people liked her game but she was even happier because she could tell her friends at school about Jesus. Her heart felt very joyful and she could not wait to get home and tell her dad about her day.



Activity 1

Philip and the Ethiopian Eunuch

Draw in the missing things to complete the picture. Review the story with the students.

1. Philip is preaching to a lot of people. He says "Jesus loves you."
2. Philip is led by God's Spirit and walking on a desert road.
3. Philip and the eunuch are standing in a chariot talking about God's words.
4. Philip is baptizing the eunuch in living water.



Activity 2

Helping Others Learn About Jesus

Look at the pictures. Can you do these things?

1. You can say grace before eating so others can see how you thank Jesus.
2. You can help a younger believer by reading the Bible with him.
3. You can open the door for someone at church to show Jesus' love.
4. You can follow your parents' instructions and throw out the garbage.



Activity 3

How Much Do You Know About Jesus?

Share the following information with the students. These are facts that kindergartners should know about Jesus. This can be a simple question and answer session, or it can be turned into a game (e.g.

Questions to Think About

1. **How was Julie able to tell her friends at school about Jesus?** (She made a game and told them stories about Jesus as they played.)
2. **What can we do to tell others about Jesus?** (Some suggestions: saying grace before lunch at school, telling others about church, helping others and being kind so they can see the love of God, etc.)



asking the students to raise their hands if they know the answer, leaving some answers out, etc). The purpose of this sharing is to review what we believe in, and to also spark their interest in talking about Jesus with family and friends.

1. Did you know Jesus was born in Bethlehem but raised in Nazareth?
2. Did you know Jesus was born more than 2000 years ago?
3. Did you know Jesus performed many miracles, including the feeding of the 5000 thousand?
4. Did you know that Jesus is God?
5. Did you know that Jesus told us to love God and to love our neighbors?
6. Did you know that Jesus died for us on the cross?
7. Did you know that Jesus has come back to life and is watching us in heaven?
8. Did you know that Jesus sees everything that we do?
9. Did you know that Jesus wants us to believe in Him and follow Him?
10. Did you know that Jesus wants us to tell others about Him?

Activity 7:1

Philip and the Ethiopian Eunuch

Draw in the missing things to complete the pictures.




Activity 7:2

Helping Others Learn About Jesus

Look at the pictures. Can you do these things?

1. You can say grace before eating so others can see how you thank Jesus.



2. You can help a younger believer by reading the Bible with him.

3. You can open the door for someone at church to show Jesus' love.



4. You can follow your parents' instructions and throw out the garbage.



Dorcas Is a Good Helper

Overview

Materials You'll Need

- large brown shopping paper bags
- markers or crayons
- scissors
- scraps
- glue



Scriptures

Acts 9:36-42

Bible Truth Objective(s)

God wants His believers to be good helpers

Behavioral Objective(s)

To discover ways to be helpful to others

Memory Verse

"Serve one another in love." (Gal 5:13)



Bible Knowledge

Peter's Missionary Journey

After Philip had success preaching in Samaria (see Lesson 7), Peter and John traveled there to help in the ministry. Later, Peter traveled to Lydda, where Aeneas was healed (Acts 9:32-35). Then he went to Joppa, where Dorcas was brought back to life. While staying with Simon the tanner, he saw the vision of the unclean animals. Then Peter accepted Cornelius' invitation to go to Caesarea, where the gospel was spread to the gentiles (Acts 10). This sequence of events demonstrated the power of God. Everywhere Peter went, people were able to witness God at work and as a result, many came to believe.

Joppa

The story of Dorcas took place in the harbor city of Joppa. This harbor city sat 125 feet above sea level overlooking the Mediterranean Sea. Joppa was the town into which the cedars of Lebanon were floated. The wood was then shipped to Jerusalem and used in the temple construction

(2 Chron 2:16; Ezra 3:7). The seaport of Joppa was located about thirty-five miles northwest of Jerusalem.

The city had been in the possession of Egypt until 197 BC. Greece claimed it until 63 BC, followed by Rome. In 47 BC, Julius Caesar returned it to the Jews, but in 37 BC, Herod the Great captured it again.

Joppa was both a gentile and a Jewish town, so it was common for people to have two names, one in Hebrew or Aramaic, and the other in Greek. Dorcas (Greek) and Tabitha (Aramaic) both mean "gazelle," a beautiful, fleet-footed animal.

Dorcas

The Bible doesn't mention the genealogy of Dorcas. Apparently, she was a woman of means, since she was able to help so many people, especially the poor. The words of Jesus had no doubt been the moving force in her soul. She was also well-known throughout Joppa. When she died, the Bible records that the room was filled with mourners, likely the people she had helped. When she was brought back to life, the news raced through the city.



Understanding Your Students

The Bible tells us that Dorcas helped others in need through her needlework. She sewed tunics and garments for people who needed them. Perhaps it may not have been difficult for her since she was good at that kind of work, but she ended up helping more people than she could have imagined.

Your students will learn from this story that there are different ways to help the needy. Take time to brainstorm ways they can offer help. Sometimes, the students don't realize the variety of things they can do. Even small things count, as long as the help means something to the person who needs it.

Share specific actions they can take. For example, in the church, they can hold the door open for the elderly. It may not seem like much to the students, but it

will certainly help the elderly who are physically slower and weaker. Often, the students just breeze through the doors. They don't even think much about the people around them. Take time to point out these small things they can do that will mean a lot to another. They can also be encouraged to pick up all the hymn books and Bibles from the chapel when service is over. This can help those who are in a rush to leave the church, or those who just forgot. Most of all, it helps to keep the house of God clean from week to week. Then the believers can enjoy a tidy chapel each time they come because no one wants to walk into a dirty or messy place.

Whenever the opportunities arise, continue to point out ways they can offer help. This will allow the students to make the connection to what they are doing to how they are doing God's work. Often they are little things in life, but they go a long way.



Vocabulary

Apostle

one of the twelve people Jesus chose as His helpers when He was on earth

Miracle

something amazing only God can do



Before You Teach

Dorcas was well known for her good works and charitable deeds. She was a true doer of God's words. As far as we know, she made clothes for widows with her own loving hands. The garments that Dorcas cut out and sewed represented Christian faith in action. She was not only willing to give financially, but she was willing to invest her time and effort in God's work.

The life of Dorcas encourages us to think about what it means to be a doer of God's words. As recorded in James 1:22, "But be doers of the word, and not hearers only, deceiving yourselves."

Although our salvation is not something we can earn, James reminds us that true faith is always manifested through our actions. How can we say we love our brothers and sisters, but turn a blind eye when they are cold or hungry? How can we say we love our

parents when we constantly argue with them? How can we say we love God, and yet try our best to remove ourselves from church duties? When we hear the word of God, we must receive it and also apply it to our everyday lives. Otherwise, as James has said, we would be deceiving ourselves.

As teachers, we may know some people in need. We can be the ones to set the example for our students. For example, for those who may not have as much financially within the church, we can bake some cookies, make care packages, or even start a food drive. Outside of church, there are organizations and homes for orphans and seniors that need help. We can plan to visit these homes to offer assistance or just to spend time with the people. We can be the ones to initiate these actions to show our students what it really means to be a doer.

As we teach this week's lesson, let us think about this important question: are we merely listeners or are we doers?



Bible Story

In our last lesson, we learned how the message about Jesus spread to different places. At first, the disciples and other helpers only told people in Jerusalem, but slowly, they traveled to more and more places. One of the places was called Samaria. Philip, one of the seven people chosen to look after the church, traveled there and told them about Jesus. Many of the people who heard him believed and got baptized. Philip also went to a desert road and talked to an Ethiopian. When he met the man, the Ethiopian was reading the words of God, but he didn't really understand everything he was reading. So Philip explained what God was saying. After the Ethiopian heard Philip speak, he believed and asked to be baptized. He probably went home, which was far away, and told others about Jesus. More and more people came to believe. The church was growing in different parts of the land.

When Philip was doing his work, the apostle Peter was also preaching the good news. He was in a city called Lydda. While he was there, he healed a man who couldn't walk and many people came to believe.

Dorcas Helps Others in Need

Around the time Peter was in Lydda, something sad happened in a nearby city. The city was called Joppa. In that city lived a good woman named Dorcas. She was a follower of Jesus. She was a loving person who showed kindness to others, especially to the poor. Do you know how she was kind to the poor? She made clothes for those who didn't have money to buy them. Dorcas liked to sew, but she didn't sew the clothes for herself to wear. When she saw children with ragged clothes, Dorcas sewed new clothes for them. Dorcas also sewed new clothes for grown-ups who looked like they needed warm clothes to wear. She didn't want them to be cold and get sick. She spent a lot of her time buying cloth, cutting it to the right sizes, and sewing them together to make the clothes. The people she helped loved her very much because she was so kind to them. Dorcas always helped them when she could.

Dorcas Becomes Sick and Dies

But one day Dorcas became very sick. Does it feel

good to be sick? (Allow students to answer.) It doesn't feel good to be sick. Our head might feel heavy. We might sneeze all the time or cough until our body hurts. But Dorcas wasn't just coughing or sneezing. She was really sick, so sick that she probably couldn't even get out of bed. Her friends and the people she helped were very worried about her. They did not want to see her so sick. They wanted her to get better. But Dorcas did not get better. In fact, she became so sick that she died. Her friends and those she helped were very sad. They cried and cried. They wished Dorcas would come back to them. Then they thought of an idea. The friends knew that Peter was in a nearby city. Maybe he could help them with God's almighty power. So they sent two men to find Peter. While they waited, they washed the body of Dorcas and laid it on a bed in a room.

Two Men Go to Find Peter

The two men rushed to find Peter. They wanted to find him as fast as they could. (Ask students to help them find Peter by sitting in their seats and make stepping sounds with their feet. How fast can the two men walk? Ask the students to stop after a minute, and continue with the story.)

Finally the two men found Peter. They told him what happened to Dorcas.

They might have said, "Peter, Dorcas is dead. She was a good woman. She was a dear friend. She made clothes for poor people, and she helped so many with her sewing. She is gone now. We don't want her to go. Please, Peter, can you come with us and show us God's mighty power?"

Peter went with them to see Dorcas. When they arrived at the house, many of her friends were still crying. Peter was taken to an upper room where Dorcas lay. Dorcas' friends showed Peter the nice clothes she had made for them.

These people probably said to Peter, "Dorcas was such a good helper, and a dear friend. See all the clothes she made for us? Now she is gone. Can you help us, Peter?"

Peter Helps Dorcas With God's Power

Peter could see that Dorcas was a kind and helpful person. Everyone he met in Joppa told him what a wonderful woman she was. So Peter sent everyone out of the room. He knew that the only way to help Dorcas was to pray to God. So he knelt

down and asked God to make Dorcas come back to life again.

After Peter prayed to God, he turned to the body and said, "Get up, Dorcas "

Do you know what happened next? Miraculously, Dorcas opened her eyes, looked at Peter, and sat up. She was alive again Peter took her hand and helped her stand up.

Isn't this amazing? Dorcas was not dead anymore. God had given her life back. This was a miracle.

As soon as Dorcas got up, Peter called everyone into the room.

"Come in, everybody " Peter called.

Dorcas' friends went into the room. They couldn't believe what they saw. Dorcas was alive They hugged and kissed her with great joy. Then they praised God. Dorcas' friends were thankful to God for bringing Dorcas back to life.

The good news spread quickly, and many people believed in Jesus because Dorcas was raised from the dead.

We learned that Dorcas was a kind and generous woman. She helped the poor by making them clothes to wear. That is why when she died, many people were sad because she was such a nice person. They missed her a lot. But the power of God raised her from the dead and she came back to life. That is God's amazing grace

Today, maybe we cannot sew or make clothes. But there are other ways we can help people in need. Let's take a moment and think about the people around us. Whom can we help? How can we help? (Brainstorm this topic with the students.) Let's pick something from our list that we can do this week. Let's also remember to pray to God for power so that we can be like Dorcas and help the people around us.



Check For Understanding

1. **How was Dorcas kind to others?** (She made clothes for people who didn't have money to buy or make their own.)
2. **What happened to Dorcas that made her friends sad?** (She became sick and died.)
3. **Why did Dorcas' friends ask two men to go and find Peter in a nearby city?** (They wanted to ask for his help after Dorcas died.)
4. **Who made Dorcas come back to life?** (God

gave Peter the power to make Dorcas come back to life.)

5. **What happened after people heard about the miracle?** (Many people came to believe in Christ after they learned about Dorcas coming back to life.)
6. **People can see if we are Christians by what we do or say. What can we do or say to show others we believe in Jesus?** (Students' responses may vary. Suggested answers: we can help others, show kindness, use good manners, use gentle words and not argue, follow God's commands, etc.)



Life Application Story

Glad to Help

The Manners family were neighbors of the Lewis family. But lately, the family was going through a difficult time because Mr. Manners had just lost his

job. There are two girls and two boys plus Mr. and Mrs. Manners in the family. Mr. Manners was worried about how he would be able to buy enough food to feed the whole family as well as pay for other things if he didn't find a job soon.

Mrs. Lewis learned the news while visiting the Manners family one day. Moved by what she heard, Mrs. Lewis came up with an idea. The idea also involved her eight-year-old daughter Julie. Julie

was just getting to the age where she was starting to be able to help out around the house. She was a cheerful young girl who loved to worship and serve God.

"Julie, would you like to be God's helper and my good helper?" asked Mrs. Lewis one day.

"Sure, Mom, what do you need help with?" Julie asked.

"Oh, it's not me who needs help but our neighbors, the Mannenses. You see, Mr. Mannens lost his job a month ago. He is worried that he will not have enough money to buy all the things they need. I thought we could help them, even if it's just a little bit. So, I am going to the supermarket to buy some food and give it to them as a gift. Would you like to help me pick out what you think the Mannens children would like?" Mrs. Lewis asked.

Julie thought that this was a great idea.

Julie smiled and said, "I would be happy to come with you, Mom. I hope the kids will like the food and drinks I pick out for them."

Mrs. Lewis and Julie had fun at the supermarket, picking out all kinds of tasty and nutritious food for their neighbors.

As they headed to the checkout, Julie said, "You know, Mom, this is like when we collect all the canned foods and donate them to the food bank during Thanksgiving."

"Yes, a little. Except this time, we know who the food is going to," Mrs. Lewis answered.

After Mrs. Lewis and Julie got home from shopping, Julie put the groceries down in the kitchen and ran upstairs to get something. Mrs. Lewis wondered why Julie ran away so quickly.

Before she could ask, Julie had already returned. She was holding a big box full of games her grandparents had given her for holidays.

"What's in the box?" asked Mrs. Lewis.

"Oh, it's the box of games Grandma and Grandpa sent me. Don't you remember, Mom?" Julie explained.

"Yes, I remember now, but what are you going to do with those games?" Mrs. Lewis asked.

"I want to give our neighbors something I like so that when they play, they can be as happy as our family," Julie said.

"I'm so proud of you. Our heavenly Father will be very happy to see what you have done," Mrs. Lewis said with a big smile on her face.

"Mom, let's pack all these goodies up. I can't wait to bring them to Mr. and Mrs. Mannens. I hope they will like what we got," Julie said as she put things neatly in the empty box her mom had taken out.

"I am sure they will," Mrs. Lewis answered. "I hope they will feel the love of God. Even though they are going through some hard times now, God still loves them very much, and He will take care of them."

"Maybe they will come to church with us after we bring them these things," Julie said excitedly.

"I hope you are right. That will make God very happy," Mrs. Lewis said.

Questions to Think About:

1. **How did Mrs. Lewis want to help the Mannens family?** (She wanted to buy some food to bring to them.)
2. **How did Julie help the Mannens family?** (Julie went to the supermarket with her mom to pick out some food that the Mannens children might like. She also wanted to give them a box of games that her grandparents gave her as a present.)
3. **If you were Mrs. Lewis and Julie, what else could you do to help the Mannens family?** (Students' responses may vary.)
4. **Have you shared and helped others? What did you do?** (Students' responses may vary.)
5. **How does God feel when we look for ways to help people?** (It makes God happy because we are following His command to love others.)



Activity 1

Dorcas Helps Others

How many pieces of clothing can you find? Circle them. (There should be ten items.)



Activity 2

Being Helpful Pantomime

As teachers, we should encourage our students to love others by looking for opportunities to help. While the

students are working on Activity 1, call them to your work area one by one. Ask each student to tell you about a time he or she helped another person. Write this on a strip of paper with that child's name, and place it onto a container. Do this with the rest of the students. Then after the students have completed Activity 1, explain that to them that they will be acting out what they just told the teacher. Ask one student to come to the front of the room and act out how they helped out. Let the other students guess what is being acted out. After each guess, talk about how the students are being helpful and reinforce that God sees everything and is very pleased.



Activity 3


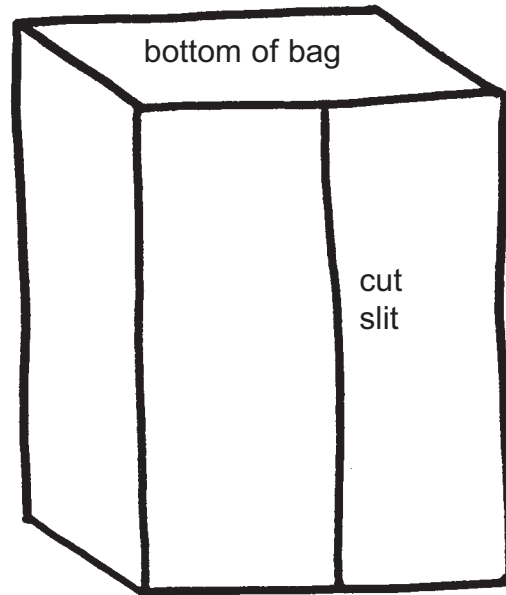
Paper Bag Vests

Materials:

1. large brown paper shopping bags (one per student)
2. markers or crayon
3. scissors
4. scraps for decorating the vest
5. glue

Directions:

1. Before the class: cut a slit down the middle of one side of the bag. Cut holes for the arms and head in the paper bag (see diagrams).
2. Encourage the students to decorate their vests with markers and other scraps they can glue on. Remind them that Dorcas made clothes for people because she was full of love and wanted to help others. This vest can help them remember Dorcas' great work.
3. On the back of their vests, write down the memory verse for today's lesson.
4. Encourage the students to share their vests and what they learned about Dorcas with their family.



Activity 8:1

Dorcas Helps Others

How many pieces of clothing can you find? Circle them.



Cornelius and His Family Believe in Jesus

Overview



Materials You'll Need

- cardboard
- markers
- yarn
- scissors



Scriptures

Acts 10:1-8, 17-48

Bible Truth Objective(s)

God commanded us to preach the good news to all people

Behavioral Objective(s)

To pray for those who tell others about Jesus

Memory Verse

"We are witnesses of all things which He did."
(Acts 10:39)



Bible Knowledge

Spreading the Gospel

The account of Peter and Cornelius marks a key turning point in the history of the early church. Before this encounter the gospel had been preached only to Jews, converts to Judaism, and Samaritans (who followed the law of Moses). Acts chapter 10 describes how God used Peter to allow all people the opportunity to accept Jesus Christ as the Savior.

As Peter was speaking to Cornelius, he stressed that through Jesus Christ, people from any nation or tribe are accepted by God (Acts 10:34-36). As he spoke, the Holy Spirit fell upon those who were gathered. It was so powerful that Peter was convinced that gentiles should not be denied baptism or a place in the church.

Cornelius

Cornelius was a gentile of Italian descent. Being a centurion, he would have been in charge of about a hundred men, who would have been a

part of a cohort of about 600 men. The Bible describes Cornelius as "a devout man and one who feared God with all his household, who gave alms generously to the people, and prayed to God always" (Acts 10:2). Before meeting Peter, the centurion's faith would have been much like that of the Ethiopian eunuch.

Peter's Vision

As Peter was getting ready to eat lunch, he fell into a trance. He was commanded to kill and eat various kinds of animals, such as reptiles and birds. Many of these animals were considered unclean. The Jews were taught to never touch or eat anything unclean. That is why Peter resisted at first. God had to correct Peter three times. It is possible that even at that point, Peter only understood the vision to concern physical food. But later, during his encounter with Cornelius, he would have realized the greater implications of God's message.



Understanding Your Students

Most kindergartners will not know what a missionary is, or what he does. Emphasize that the job of missionaries is to tell people about Jesus. Let them know that our pastors take on this role in the church. Share the places they have visited (photos will make the sharing more real to them).

Often, even for adult members, this job seems removed from their everyday lives. It is something that only pastors do, so it isn't a big concern for most of us. But in fact, there are several things we can all do. We can pray for our missionaries and offer tithe to support their work. That's why we should begin to include our students in this important holy work. Tell them that they can have a part in this great task, too. Let them know that they can do something right now to help the missionaries. They can pray and give offerings to

assist in this ministry. Encourage them to remember the pastors in their prayers. You will need to tell them the exact words to say. They could say something like, "Lord Jesus, please keep the pastors (name a local pastor they know) safe when they are traveling and telling people about You." Although it is a simple thought, if they can consistently remember this important work in their prayers, they will have done more than they can imagine. Also, as they give tithe each week, do not just collect and count the money. Take time out to discuss how their offerings are used. They might be used for supplies in the class. They could also be used to purchase food we eat in the dining hall. And the money could be used to support our pastors who travel. The church needs money to purchase plane tickets, as well as food, for them to eat when they are away. When they can see how they are helping God's ministry, the students will be motivated to do their part, which in turn will help their faith grow.



Vocabulary

Centurion

a commander of a hundred soldiers

Angel

a messenger of God

Holy Spirit

the Spirit of God; He promised to send Him to live inside of us



Before You Teach

Cornelius and Peter were two very different people. Cornelius was wealthy, a gentile, and a military man. Peter, on the other hand, was a Jewish fisherman turned preacher. But God's plan included both of them. Cornelius needed Peter and the gospel to know he could be saved. Peter needed Cornelius and his experience of salvation to know that gentiles were included in God's plan.

We know we are called to preach. But we have all been like Peter at one time or another, before his encounter with Cornelius. We have made judgment calls about whom we should preach to and whom we should just avoid altogether. However, today's passage teaches us that we really don't know what God's plan is, and whom He will save. Our job is to sow the seeds. God will open the hearts of those who are willing to listen.

This understanding also applies as we teach our students. Often, we give up on someone or something because it just seems impossible. And this may be true with our human efforts. But there is nothing God cannot do. Peter never thought that gentiles would be a part of God's plan of salvation. God showed him that His plans are different than man's plans. Today, no matter what our minds tell us, God is telling us that we don't truly know His plans. In order to understand His will, we need to pray for guidance and revelation from above. Then what was once impossible can become possible. What was once unattainable will become attainable. Instead of throwing in the towel, we should pray more to God for strength. God's will is always accomplished. If we want to be a part of His plan, we need to be sensitive and obedient to His will. Let us continue to pray for all of our fellow teachers and students so that we can be encouraged.



Bible Story

In our last lesson, we learned about a woman called Dorcas. She was a kind and generous person. She helped people by making clothes for them to wear. She especially made them for people who could not afford to buy their own because they did not have money. She did this because she believed in Jesus and she wanted to please Him by loving others. But one day, she became sick and died. Her friends and all the people she helped came to see her. They were sad. They wished she was still alive. So they asked two people to go and find Peter. They knew he was in a nearby city. When the men found Peter, he went to Joppa with them. Then he asked the people to leave the room where Dorcas laid. He prayed to God and then told her to get up. Do you remember what happened? Dorcas opened her eyes and got up. Her friends were amazed and happy she was alive again. They praised God for His power and grace. And more people came to believe in Jesus because of this wonderful miracle.

Today, we are going to learn about more people who heard about Jesus and got baptized.

An Angel Appears to Cornelius

There was a man called Cornelius. Cornelius was an Italian soldier. Actually, he was a centurion. (Allow the students to repeat the word after you.) A centurion is in charge of a lot of soldiers. He probably gave the soldiers orders so that they would know what to do. The Bible tells us that the Cornelius was a very good man, and his family loved God. He gave money to the poor and prayed to God all the time. He lived in a place called Caesarea.

One day, Cornelius was in his house and praying to God. Suddenly an angel appeared to him.

The angel called his name, "Cornelius "

Cornelius was afraid. He didn't know what to do. He had never seen an angel before.

He said, "What is it, Lord?"

The angel said, "Your prayers and gifts to the poor have come before God. Go and find a person called Peter. He is in Joppa, and staying with a person called Simon, who lives by the sea. He will tell you what to do."

God had a very special message for Cornelius.

He told Cornelius that He had heard his prayers and knew that he has been giving money to the poor. He wanted Cornelius to find Peter. Why do you think God wanted Cornelius to find Peter? (Allow students to express their thoughts.) He wanted Cornelius to know about Jesus, so that he could be baptized. Up to now, he only knew about God but he didn't know anything about Jesus and the cross.

Cornelius didn't really understand everything but he obeyed God's command. He called two servants and another soldier to go and find Peter. These three men went on a journey to Joppa (you may wish to show where the places are on a map). They knew they had a long way to go. They probably would not get there until the next day.

Peter Sees a Vision

Around noon the next day, Peter was praying in Simon's house. During those days, houses had flat roofs, which were sometimes used as resting places. Peter was praying there as he waited for lunch.

All of a sudden, Peter saw a vision. He saw the sky open, and a large sheet came down to earth. (Ask the students to imagine their bed sheet, or a table cloth.) The four corners were tied up. Then the sheet was opened. Do you know what was in this sheet? There were all sorts of animals inside: four-legged animals, reptiles, and birds.

A voice said to Peter, "Get up, Peter. Kill some of these animals and eat them "

Peter did not want to eat the animals because he was not allowed to eat some of the animals he saw in the sheet. He was taught that they were unclean animals.

So Peter said, "Not so, Lord. I cannot eat what is unclean "

The voice said, "Do not call anything unclean that God has made clean."

The voice was telling Peter to eat the animals. It didn't matter what Peter learned before. God was telling him that all the animals, reptiles, and birds were clean.

This happened three times. Then the sheet went back into the sky. What do you think Peter was thinking? He was probably walking back and forth wondering what all this meant.

After this happened, the three men sent by Cornelius found Simon's house and stopped at the

gate.

They were very polite and they called out, "Is there someone here named Peter?"

Peter was still on the roof thinking about what he just saw when God said to him, "There are three men looking for you. Go with them because I have sent them to find you."

Then Peter went downstairs and he said to the men, "I'm the one you're looking for. Why have you come?"

The men replied, "We have come from Cornelius the centurion. He is a just man and he fears God. An angel told him to find you so that he could hear what you have to say."

When Peter heard this, he invited the men into the house to stay that evening. The next morning, Peter went with them to Cornelius' house.

Peter Goes to Cornelius' House

When Peter and the three men finally got to Cornelius' house, he was waiting for them. He had called his relatives and friends to come and listen. They were all waiting for Peter at the house. Cornelius was very happy to see Peter.

He said, "An angel told me that you would have something special to tell me and my family. What is this special message?"

Peter said, "I have come to tell you about Jesus. I want you to know that Jesus loves each of you. It's true that you and I are different in many ways. But God has shown me that everyone who fears Him is accepted by Him. Jesus died and has

come back to life. He is in heaven and He loves you and wants all of you to be saved. If you believe in Him, your sins will be forgiven."

As Peter was saying these things, the Holy Spirit fell upon all those who were listening. They began speaking in tongues and praising God. Peter was so happy. Everyone there was baptized in the name of Jesus. Cornelius and his family were saved. Peter stayed with them for a few more days. He probably told them more about Jesus and the wonderful things He did while He was on earth.

Let's Pray for Everyone to Be Saved

Do you remember when Peter saw the sheet with the animals, reptiles, and birds in it? At first, he didn't understand why God wanted him to kill and eat them because he wasn't supposed to eat unclean animals. But when Peter saw Cornelius, he understood what God was trying to tell him. He knew that God wants to save everyone. It doesn't matter where they are from, or what they are like, just like all the different animals. If they believe, and become baptized, then God will save them. Just like the animals, reptiles, and birds, God was showing Peter it didn't matter if they were called clean or unclean before. God had made them all clean. Today, God wants all of us to be saved. He wants all of us to be called clean, too. Let's remember to pray for those who don't know Jesus yet. They could be our family members, our friends, or our neighbors. We can pray that God will open their hearts, so that they may come to church and learn about Him.



Check For Understanding

1. **Who was Cornelius?** (He was a centurion, a captain of many soldiers.)
2. **What did he do to show he loved God?** (He prayed to Him and gave money to the poor.)
3. **What did the angel tell Cornelius?** (To find Peter because God had something special to tell him.)
4. **What did Peter see when he was on the**

rooftop? (A sheet coming down from the sky; it had animals that were unclean in it.)

5. **What did God want Peter to do with the animals?** (Kill and eat them.)
6. **How many times did this happen?** (Three.)
7. **What did this mean?** (God was telling Peter to tell all people, even gentiles, about Jesus.)
8. **What special message did Peter tell Cornelius?** (He told Cornelius that Jesus loves everyone and He wants them to believe in Him.)

9. What happened as Peter was speaking?

(The Holy Spirit came down upon the people in Cornelius' house.)



Life Application Story

Praying for God's Workers

One Sabbath, Julie entered the elementary class with her head low and her shoulders hunched. She was not in a very good mood. In fact, she was quite sad. She slowly dragged her feet into the room, put her bag down on the floor, and sat in her usual chair. Today's teacher was Mrs. Hayes.

Julie didn't seem to notice that everyone else was excited to be there today because there were buckets of paint set up around the room— they were going to be painting. Mrs. Hayes looked around and all the students were sitting in their seats with big smiles on their faces. Everyone, except Julie.

Mrs. Hayes began the class and told the students that they would be painting a picture of their favorite Bible story that they learned this quarter.

"Now everybody, remember to share all the different colors and paintbrushes, and please don't move around too fast, in case you spill something," Mrs. Hayes said.

"Should we put on our smocks?" asked Benjamin.

"Yes, thank you for reminding me, Ben. Please get a smock and then return to your seats and begin your art project," Mrs. Hayes explained.

Everyone got up excitedly and went to put on their art smocks. Everybody, except Julie.

Mrs. Hayes walked over and sat down next to Julie.

"Julie, sweetheart, what seems to be the matter? You look very sad," Mrs. Hayes said.

Julie looked up and her eyes were full of tears.

"My dad went to Africa this morning, and I miss him already. He's never been so far away, and for so long too," Julie said, as she held back her tears.

Mrs. Hayes replied, "Oh, that's right. Your dad went with Pastor Hayes. I know he has been planning it for a long time. The last time I talked to him, he was really excited about going and helping the

10. What can we do to help people who don't

know Jesus yet? (Pray for them, pray for the pastors and missionaries, etc.)

churches in Africa."

"I know. He told me that last night, but I really miss him. He's going to be gone for almost three weeks," Julie said.

"I know how you feel," said Mrs. Hayes. "When Pastor Hayes first went away on these missionary trips, I was sad and I missed him a lot too. But it is an important job. A missionary travels and tells other people about Jesus. So I learned that the best way for me to help him is by praying for him. I pray that he will have a safe trip and that a lot of people can come to know Jesus and be baptized. It always makes me feel better."

Julie was quiet for a moment.

"Do you really think it will make me feel better if I prayed?" asked Julie.

"I am sure it would. You know what? The whole class can pray about this after our art project. We can tell God how much we love them and that we are sorry that we have to be away from them. But we ask God to watch over them as they do His work."

Julie asked, "Will God really watch over them?"

"Oh, yes. He loves His children very much."

Julie let out a little smile.

"Thanks Mrs. Hayes. I don't feel as sad anymore."

"You know what else, Julie?" Mrs. Hayes said. "I am sure your dad would love to see a drawing of something you've learned from the Bible when he comes back. Why don't you share one of your favorite stories with him and make a drawing to go with it?"

Julie nodded.

"I know he would love that I'll get started on it now "

Questions to Think About

- 1. Why was Julie sad?** (Her dad went away on a missionary trip.)
- 2. What can we do to help our pastors and missionaries?** (We can pray for them, offer tithes to support their trips, etc.)



Activity 1

Cornelius and His Family Believe

Look at the pictures. Which one happened first? Put them in the right order.

1. Peter sees a vision of unclean animals.
2. Peter goes with the three men to Caesarea to see Cornelius.
3. Peter preaches to Cornelius and his family.
4. Cornelius and his family are baptized.



Activity 2

Praying for God's Workers

We can pray for those who tell others about Jesus. What kinds of people can preach about Jesus? What are they saying about Jesus? Can you do that?

1. A pastor talks about God at church.
2. We can talk to our neighbor.
3. A choir can sing hymns.
4. A pastor or a church member can travel to other places and tell to others about Jesus..



Activity 3

Praying Hands

Materials:

1. cardboard
2. yarn
3. markers or crayons
4. scissors

Directions:

1. Give each student a piece of cardboard (large enough to fit their two hands).
2. Place their hands flat on the board, then trace around them with a marker.
3. Cut out the hand prints.
4. Poke a hole near the top of each hand print and tie a long piece of yarn to the two holes (the yarn should be long enough to drape around the neck and shoulders).
5. Ask students to decorate and personalize their


hands.

6. Encourage the students to hang their hands at home. When they see their hands, they can be reminded to pray for the workers who tell others about Jesus.

Activity 9:1

Cornelius and His Family Believe

Look at the pictures. Which one happened first? Put them in the right order.



Activity 9.2

Praying For God's Workers

We can pray for those who tell others about Jesus. What kinds of people can preach about Jesus? What are they saying about Jesus? Can you do that?



1. A pastor talks about God at church.



2. We can talk to our neighbor.



3. A choir can sing hymns.

4. A pastor or church member can travel to other places to tell others about Jesus.

Timothy Learns About Jesus From His Family

Overview



Materials You'll Need

- popsicle sticks
- glue gun and hot glue sticks
- construction paper
- scissors
- markers or crayons
- white glue



Scriptures

Acts 16:1-5; 2 Tim 1:1-6, 3:14, 15

Bible Truth Objective(s)

God wants us to draw closer to Him by learning about Him

Behavioral Objective(s)

To identify the ways we can learn about Jesus

Memory Verse

"Blessed is he who reads and those who hear the words." (Rev 1:3)



Bible Knowledge

Timothy

Timothy's father was a Greek, and his mother was a Jewess. As Timothy grew up in the Asian city of Lystra, he was taught from "the Holy Scriptures" (2 Tim 3:15). Eunice, his mother, and Lois, his grandmother, were his teachers. Through the scriptures, Timothy learned about God's promised Messiah. The groundwork for Timothy's acceptance of the gospel was the religious education he received as a child.

On Paul's first missionary journey, he and Barnabas passed through Lystra (Acts 14:8-23). Timothy may have been converted around this time. He may have seen the power of Christ at work in his hometown as Paul healed a man who had been crippled since birth. Timothy may also have seen the angry crowd that stoned Paul and therefore had been impressed with Paul's willingness to suffer for his faith.

Traveling with Silas on his second journey as a missionary, Paul met Timothy and invited him to

join the journey. Paul chose Timothy because he had a reputation for faithfulness and service to God (Acts 16:2). However, because Timothy's father was a Greek, he had not been circumcised. Paul knew they would be ministering to many Jews on their trip, so Paul had Timothy circumcised (Acts 16:3).

Paul sent Timothy on many important missions. When Paul was unable to travel to Corinth, he sent Timothy there (1 Cor 4:17). Later on, when Paul was in prison, he sent Timothy to Philippi. Even though he was young and lacked experience, we know from the Bible that he was committed and faithful (Php 2:19-22).

After Paul was released from prison, Timothy traveled with him to Ephesus. Timothy stayed there to confront the false teachers, and Paul went to Macedonia. This is where Paul wrote his first letter to Timothy. He wrote the second letter while he was imprisoned again. In that letter, he asked Timothy to come quickly to him. This was probably Paul's last letter, as he was about to die.



Understanding Your Students

Timothy is an excellent example of how young members can be an important part of the church. Although he was much older than the students when he began to work for God, he was still considered young to be preaching and entrusted with so much responsibility.

Relate how Timothy was able to do the holy work at such a young age. His success was due to his early religious education. Although his mother and grandmother are only mentioned in passing, they were vital to his emerging faith. Talk about how the students' parents (or guardians) bring them to church today. It is just like how Eunice and Lois taught Timothy. If Timothy hadn't learned from his mother and grandmother, he would not have been able to do work for God. Similarly, encourage your students to worship

God consistently so that they may know more about Him and His kingdom. Share how important Sabbath worship is. Sometimes, they may want to skip service for a party or because they are too tired to come. But God takes the Sabbath very seriously. God wants everyone to come to church because they love Him and want to be close to Him, just like Timothy.

Also take time out to talk about the things they can do now. Even though they can't travel like Timothy and share the news about Jesus, they can always pray for others who are doing this kind of work. They can also do their part by coming to service, listening to the teachers, following God's commands, and helping out in the class. It may not seem like a big deal to them to pick up the trash or tidy up the room. But let the students know that God sees what they are doing. Even if they just get up and let someone else sit down first, God remembers that action. He will bless them and give them more power to do His work later on.



Vocabulary

Scriptures

God's words in the Bible

Missionary

someone who travels to different places and tells other about Jesus



Before You Teach

In Paul's letter to the Philippians, he wrote, "for I have no one like-minded, who will sincerely care for your state. For all seek their own, not the things which are of Christ Jesus" (Php 2:20, 21). Paul is talking about Timothy in this passage. He was about to send Timothy to Philippi to pastor the church there, which had been established during his second missionary journey (Acts 16:6-12). Why did Paul want to send Timothy? First, he wrote that Timothy was "like-minded." This referred to Timothy's compassion and commitment to caring for God's people, just like Paul. Second, Paul knew that Timothy's faith was genuine and not self-seeking. He wrote that many were not interested in the things concerning Jesus and the church. Even though they called themselves

Christians, they only had time for themselves and their own interests. Timothy, on the other hand, did not let his own needs crowd out his faith.

Timothy is an excellent example for all believers today, young and old. When we serve God, are we like him, full of zeal and compassion? Or are we too preoccupied to really devote any time to God's work?

Paul wrote in 1 Timothy 4:6, "Let no one despise your youth, but be an example to believers in word, in conduct, in love, in spirit, in faith, in purity." He wrote these words to encourage Timothy because he was still relatively inexperienced in his work. These words are also a good encouragement for us. Let us strive towards these godly characters, as Timothy did. Then our faith can be a living faith because our actions and words will be a testament to what we believe in.



Bible Story

Timothy Learns From His Mother and Grandmother

If time and resources permit, prepare a small afternoon tea for your class. Bring juice, small finger sandwiches, and cookies to share. Let the students help you set up a small area with plates, napkins, and cups before class. Explain that today's lesson will be a relaxing afternoon tea with you, the teacher, and a guest.

Before we start today's lesson, can you tell me something that your mom, dad or grandparents have taught you? (They may say how to dress, feed themselves or brush their teeth.) We can learn a lot of things from our families. Our Bible story today comes from the Book of Acts (open up the Bible to the Book of Acts). It is about a young man who learned some very important things from his family. His name is Timothy (use a puppet or doll as Timothy).

Teacher: Everybody, meet Timothy (hold up puppet or doll).

Timothy: Hi everybody

Teacher: Can everyone say hello to Timothy? (Allow students to respond.) When Timothy was young, just like you, his mother and his grandmother told him about God and about Jesus.

Timothy: That's right. My mother and grandmother taught me a lot about God. I learned how God made the world and all the things in it, like the animals and trees. They also taught me that God loves me very much.

Teacher: What else did you learn from them?

Timothy: I learned that it is very important to pray to God every day. That is the best way to talk to Him. I can talk to Him when I am happy, and I can talk to Him when I am sad.

Teacher: So when you grew up to be a young man, you knew a lot about God already.

Timothy: Yes, because we always read the Scriptures. The words of God taught me many stories.

Timothy Meets Paul

Teacher: So when did you learn about Jesus?

Timothy: I didn't learn about Jesus until I met Paul. Paul traveled to many places and visited a lot of towns. He went everywhere to tell people about how Jesus died for us, and how He wants to save us. One

day he came to my hometown in Lystra. I heard him speak and he said many things that made me want to learn more about Jesus.

Teacher: What happened after you learned more about Jesus?

Timothy: I decided to be baptized. I knew a lot about God already but when I realized that Jesus Christ is God Himself, I knew what Paul was preaching was true. I wanted to be saved.

Teacher: What happened after you were baptized?

Timothy: Well, at first I just continued to learn more about Jesus. I went to worship Him during the Sabbath. I also tried my best to help the believers.

Timothy Travels With Paul

Teacher: I heard that because you were such a very good worker in the church, everybody in your town knew that you loved God and all the other brothers and sisters. Everybody said good things about you.

Timothy: After I believed in Jesus, I wanted to work for Him. I wanted other people to be saved too.

Teacher: So when Paul saw that you were such a good worker and helper, he asked you to go with him on a special trip.

Timothy: That's right. I went with Paul on a long journey to tell others about Jesus. We visited places like Philippi and Thessalonica (ask students to repeat after you, or write the words on the board for them to see). It was hard work, but it was great because many people came to believe in Jesus.

Teacher: Was it hard to leave your home and travel so far away?

Timothy: Yes. I had to say goodbye to my mother, father, and my grandmother. I was sad to leave them, but I was full of joy to go and work for God. I think all missionaries feel that way.

Teacher: What is a missionary?

Timothy: A missionary is someone who travels to different places and tells others about Jesus so that they can be saved. That is what Paul and I did. So you could call us missionaries. That was our job.

Teacher: What else did you and Paul do together?

Timothy: Mostly, we told others that Jesus

loves and cares for them. Sometimes, we would help set up a new church because that place did not have one. Other times, we would visit old churches and help the brothers and sisters there.

Teacher: That's great, Timothy. But it sounds like a lot of work.

Timothy: It was a lot of work. Sometimes, when Paul had to go to another place, I would have to stay by myself and take care of the church. Sometimes, I was scared but Paul always told me to trust God and pray to Him.

Teacher: I'm sure God was very pleased. Thanks for telling us all about your life, Timothy.

Timothy: Thanks for inviting me to the tea party. Bye.

Teacher: Let's all say goodbye to Timothy (put puppet or doll away).



Check For Understanding

1. **Who taught Timothy about God when he was young?** (His grandmother and his mother.)
2. **When Timothy grew up, who came to his hometown one day and told them about Jesus?** (Paul.)
3. **Was Timothy a good helper or a bad helper at the church there?** (He was a good helper.)
4. **What did Paul ask Timothy to do when he returned to Timothy's hometown?** (He asked Timothy to go on a special trip with

We Can Be Like Timothy

We learned a lot from Timothy today. We learned that he was a great worker for Jesus and the church. Do you know why he was such a great worker? He spent a lot of time when he was young learning about God from his mother and grandmother. When he grew up and believed in Jesus, he was ready to do God's work. Do you know what? We are just like Timothy. Our family tells us many things about the Bible. We also learn about God from our teachers at church. That is why it is important to come to church on the Sabbath and worship God. We need to learn a lot about Him so that one day, we can share the good news about Jesus with others.

him.)

5. **What did they do on this trip?** (Paul and Timothy went to many places to tell others about Jesus.)
6. **How do we learn about God today?** (We learn from our families during family service or family altars, from our teachers in church, from our friends, and other brothers and sisters.)
7. **How can we be like Timothy?** (We can study the words of God every day so that we can learn more about Jesus. Then one day, we will be ready to tell others about Jesus, too. We can also pray for the workers who are already doing this important work.)



Life Application Story

Learning About God's Words

"What are you doing, Mom?" asked John as he and his sister Michelle came home from school.

"I'm in the guest room. Where's your dad?"

"He's in the garage, talking on the phone," Michelle answered.

"What are you doing in the guest room, Mom?" asked John as he and his sister poked their heads in.

"It's winter and Grandma needs some new scarves. I know I put some new felt pieces here. I thought maybe you and Michelle could each make one for her birthday," replied Mrs. Marsh with a smile.

She showed the children the colorful felt pieces

she had bought.

"Grandma's favorite color is red " Michelle said as she grabbed the top piece. "I think I know how to do it. Can I take it to the kitchen and work on it now?"

"Are you sure you don't need any help?" asked Mrs. Marsh. "It can get a little tricky to cut."

"I'm sure, Mom," replied Michelle as she skipped to the kitchen.

"Well, I guess it's just you and me," said Mrs. Marsh to John. "Let's go to the family room and get the supplies we will need."

"I can help you get them. What do we need?" asked John.

"We will need scissors, a pencil, a ruler, and some pom-poms. I have the pom-poms, ruler, and felt, so maybe you could get a pair of scissors and a pencil," suggested Mrs. Marsh.

"Okay, I can get them and meet you in the family room," said John as he skipped away.

Mrs. Marsh took the things to the family room and laid them on the coffee table.

As soon as John returned with the scissors and pencil, the two of them got started on their scarf. Mrs. Marsh showed John what to do, step by step. First, she showed him how to measure the right length of felt so that it would fit around the neck snugly. Then she showed him how to cut fringes at the ends of the scarf. John checked with Mrs. Marsh every now and then to make sure he was getting it right.

"You are doing a great job, John. The only thing we need to do after you cut the other end of the scarf is to tie on some pom-poms. I think Grandma would like that a lot. You keep working on the cutting. I am going to check on Michelle and see how she is doing," said Mrs. Marsh.

"Okay, I can finish this part by myself," said John confidently.

Mrs. Marsh walked over to the kitchen

"How are you doing?" she asked Michelle.

Michelle sighed.

"I thought I could do this. I've seen you do it before," she said, "but it just isn't turning out right. I think I've ruined it."

Michelle showed her mom what she had done so far.

"It's not that bad. I think we can fix it," Mrs. Marsh said. "Let's start by cutting this part off."

Michelle and her mom worked on the scarf until it looked right. Just as they were about to put the pom-poms on, John walked in with his scarf.

"Mom, I think I am ready to put on the pom-poms now."

"You've got great timing. We were about to do the same thing," Mrs. Marsh said.

"Wow, your scarf looks really good," John said to his sister.

"Well, it didn't look this good in the beginning. Mom had to help me fix it," Michelle admitted.

"And that is why I am here. I am here to help you learn. I am here to help you learn about the world, good manners, cool things, and God," Mrs. Marsh said as she took out the pom-poms.

"It's good to have grown-ups teach you everything," John said.

"Yes. Do you remember the story you learned about Timothy? He learned a lot about God from his mother and grandmother. If it weren't for them, he would not know who God is," explained Mrs. Marsh.

"Do grown-ups know everything?" asked John.

"No, grown-ups don't have all the answers. But we do know more than young children, so if you have any questions, you should ask for help," said Mrs. Marsh.

"Besides knowing a lot about the Bible, I know there is something else Mom knows a lot about," said Michelle.

"What's that?" asked John.

"Making great felt scarves " Michelle said.

Mrs. Marsh smiled and picked up some pom-poms.

"Let's put these on and finish the scarves. Then we can make dinner and learn more about God. Tonight is family Bible study night, remember?"

"Yes, we remember," said Michelle and John together.

Questions to Think About

1. **How can grown-ups help us?** (Allow students to answer. Accept all possibilities.)
2. **How can grown-ups help us learn about God?** (Allow students to answer. Accept all possibilities.)



Activity 1

Timothy and His Family

Here is Timothy, his mother, and his grandmother. They loved God very much. Can you draw your family?



Activity 2

How Can We Learn About Jesus?

Fill in the blanks by using words in the word bank.

1. We can read the Bible on our own.
2. We can go to service.
3. We can have family service.
4. We can listen to hymns.



Activity 3

I Am Learning About Jesus Photo Frame

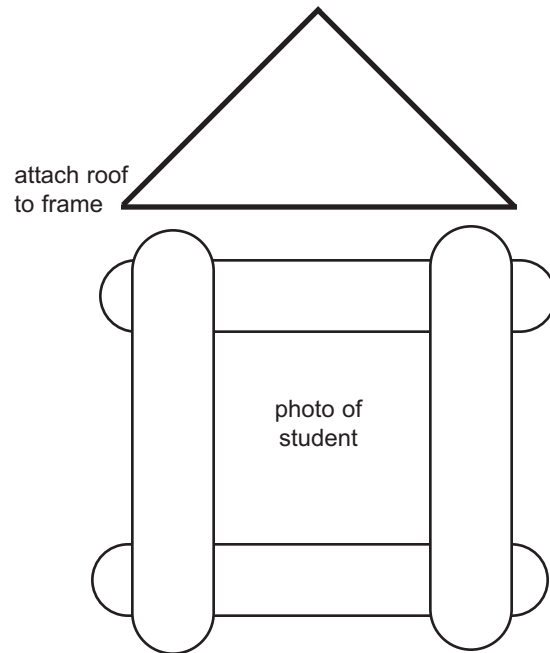
Materials:

1. popsicle sticks
2. glue gun and hot glue sticks
3. construction paper
4. scissors
5. markers or crayons
6. white glue

Directions:

1. Provide each student with four popsicle sticks.
2. Help them arrange the sticks so that they form a square (see diagram).
3. Use the glue gun to glue the sticks together to form a frame. Set it aside.
4. Give each student a piece of construction paper.
5. Help them cut it into a triangle that will fit above the frame (to form a roof).
6. Guide the students to write "I am learning about Jesus" on the triangle.
7. Using white glue, stick the roof on the top of the frame.
8. Ask the students to bring their frame home and attach a picture of themselves onto the frame to remind them that they are learning all about Jesus at church and at home.
9. Teachers can take pictures of the students a


week prior so that pictures will be ready to be glued to the frame at the end of the activity. If time permits, the students can also paint the sticks or decorate them to personalize it even more.



Activity 10:1

Timothy and His Family

Here is Timothy, his mother, and his grandmother.
They loved God very much. Can you draw your family?



My Family Loves God


A large empty rectangular box for drawing.

Activity 10:2

How Can We Learn About Jesus?

Fill in the blanks by using the words in the word bank.

Bible
service
family
hymns



1. We can read the B_____ on our own.

2. We can go to s_____.



3. We can have f_____ service.



4. We can listen to h_____.

Lydia Shares Her Home

Overview

Materials You'll Need

- two shades of purple construction paper
- glue
- scissors



Scriptures

Acts 16:10-15

Bible Truth Objective(s)

God is powerful and can perform miracles

Behavioral Objective(s)

To identify ways to repay God's love and grace

Memory Verse

"Come to my house and stay." (Acts 16:15)



Bible Knowledge

Philippi

The city of Philippi is located in northeastern Greece (Macedonia). The city was already an ancient one by the time Paul arrived there around 49 AD (Acts 16:11-40). In 168 BC, Philippi became part of the Roman Empire when the latter defeated the Persians at the battle of Pydna. However, it was still an important land route across Asia.

Paul first visited Philippi on his second missionary journey. On the Sabbath, he went to a prayer meeting on the river bank. When he spoke, Lydia and the others who had gathered there opened their hearts to the Lord (Acts 16:13-15). It was Paul's custom to visit the synagogue when he first entered a city. The fact that he did not, but went to preach at the river bank, shows that Philippi did not have one. Later on, the first church was established there and he wrote a letter to them to encourage the believers (Php 1:1).

Lydia

Paul is told in a vision to go to Macedonia. Lydia welcomes him once he is there and asks him to baptize the people in her household. This is traditionally viewed as Christianity's first successful foothold in Europe. It's Lydia's hospitality, respectability, and openness to the good news that makes this possible.

Lydia was originally from Thyatira, a province of Asia Minor, but was a resident in Philippi when the apostle Paul traveled there. Although she is mentioned only briefly in the Scriptures, she holds a prominent place in Bible history. She is the first recorded Christian in Europe converted by Paul, and her home became the place where the subsequent first church in Europe gathered to worship.

Lydia was a wealthy woman. The purple dye that Lydia sold was extracted from a shellfish and was a very expensive commodity.



Understanding Your Students

Your four- and five-year-olds may not have the natural tendency to share. But once they have made an effort to share and see that their actions make everyone happy, they will quickly learn that sharing is a good thing to do.

In order to build a classroom with an atmosphere of sharing, you can provide the students with opportunities to share. Initiate group projects for the students. Talk about the importance of sharing items such as scissors, crayons, and other supplies before the activity begins. Discuss how they would feel if they shared and how they might feel if others did not share with them.

During the group projects, provide a tub of sup-

plies where the students will need to share. During the activities, point out specific students whom you have observed sharing. Discuss what you heard, and what you saw to help the students model the correct behaviors. You could also acknowledge the good deeds with a written message for your students to bring home and cherish. Young children enjoy praise. You could consider implementing a "Good News Note" program. Whenever you catch a student doing something worth praising, write down their action with a permanent marker on a long piece of masking tape. Then tape the "Good News" across their body, over their shirt. For example, you could write, "Shannon shared her crayons," or "Brian listened quietly." The students will be proud to show off their good behavior to everyone in the church.



Vocabulary

Vision

to have a special dream from God

Missionary

someone who travels to different places to preach

Dye

a way to color or stain materials



Before You Teach

The early Christians shared what they had and in doing so, they enjoyed blessings that God bestowed upon them. Why did it seem so easy for them to just share what they had? Why were they able to sell their belongings, even their precious lands, and pour their offerings into the church? Most likely, they felt the love of God and followed through with their actions. In today's society, it is tempting, especially if we have material wealth, to cut ourselves off from one another and take care of our own interests. After all, we are taught to look out for ourselves first. Even if we do share, it is not always what we have, but what we have left over.

Lydia, being one with much wealth, did not hold back from helping others with what she had. She realized that her wealth was actually a great blessing from God. Therefore, she fervently helped

with the church work by opening her home to host holy workers and worship services.

Lydia's example encourages us to think about our own role of service in Christ. Being a part of God's spiritual family, it is our responsibility to help one another in every way possible. It could be financial assistance if we are able, or it could be as simple as offering a ride to someone who doesn't drive. Every act of kindness and generosity reflects our faith in Christ.

It is our hope that one day our Lord will say to us, "For I was hungry and you gave Me food; I was thirsty and you gave Me drink; I was a stranger and you took Me in; I was naked and you clothed Me; I was sick and you visited me; I was in prison and you came to Me... Assuredly, I say to you, inasmuch as you did it to one of the least of these, My brethren, you did it to Me" (Mt 25:35, 36, 40).



Bible Story

Greet each of your students as they walk into the classroom. As you greet them, give each of them a small, folded piece of paper that says "share" on it (or you may wish to draw some pictures to represent sharing; please prepare these materials ahead of time). Have the students sit down, and ask them what the paper says. Encourage them to tell you what it means to share with others. (Allow time for the students to respond.)

Sharing is when you are willing to take what you have and invite other people to enjoy it with you. For example, you can share your favorite toy with your friends, share a good book with someone, or share your tasty snack with others. How do you think you will feel when you share your things with other people? (Let them respond.) It makes me feel really happy when I share with others. I think you will feel good when you share your things, too. Our Bible story today is about a woman named Lydia who was loving and willing to share what she had with others.

Paul Has a Dream

In our last few lessons, we learned about the early church. Many people came to believe in Jesus, and were baptized. The church was growing. The apostles and other workers continued to travel to more places so that more people could hear about Jesus. One of the workers was called Paul. We learned in our last lesson that he was a missionary. That means he traveled to different places to preach. One place he visited was Lystra. That's where he met Timothy. Later on, he invited Timothy to travel and work with him.

As Paul, Timothy, and another worker traveled to different places, God was with them. He opened the hearts of many people and they came to believe. But there were times when God told them not to travel to certain places because it was not safe. Paul, Timothy, and the other worker listened to God's Spirit and only went where God wanted them to go.

One night, when Paul was in a city called Troas, he dreamed that a man from Macedonia appeared to him.

The man stood there and begged him, "Come over to Macedonia and help us."

After Paul saw this vision, he knew that it must

be a message from God. It was a special dream from God. Paul told the other workers and they agreed that it was God's calling. The Lord wanted them to go to Macedonia.

Paul Travels to Macedonia

They got ready and left for Macedonia (you may wish to show a map to help the students have a visual picture of how far it was from Troas to Philippi in Macedonia). It was a long trip, and they had to travel by ship. After many days of traveling, they finally arrived at Philippi, which was the largest city in Macedonia. There were different kinds of people in this city. Some of them believed in gods that were not true. But there were also some who worshiped the true God.

Paul and the workers stayed in Philippi for several days. Then they heard that a group of people met by the river to worship on the Sabbath day. So they went outside the city gate to the meeting place. They found the people by the river bank. These people worshiped God, but they did not know about Jesus yet. So Paul sat down and began to tell them the good news about Jesus and how He died to save them. Among them was a woman named Lydia.

Lydia Hears the Words of God

Lydia sold purple cloth. Purple cloth was very expensive because it was very difficult to make. The dye for the cloth came from a shellfish. It took a lot of work to catch enough shellfish to dye even one piece of clothing. Everyone in the city knew that Lydia was very good at making this purple cloth. She had her own house and was probably rich.

As Paul preached, the Lord opened Lydia's heart to accept Jesus as her Savior. She was touched by Paul's teachings. She and the members of her household were baptized in the name of Jesus Christ.

Lydia Invites Paul to Stay in Her House

Lydia thanked God that Paul and the workers told her about Jesus. She wanted to offer her home as a place for Paul and his friends to stay.

She invited them by saying, "Come and stay at my house."

They followed Lydia, and stayed at her house while they were doing God's work in Philippi. After that day at the river bank, many more people came

to believe and were baptized. The new brothers and sisters in the city began to have regular worship services at Lydia's home later on. Lydia showed her love by sharing a lot of things with the members. They were just like a big family.

We Can Share

Lydia learned that Jesus loved her. She wanted to show Jesus how much she loved Him by sharing her home. She let the believers use her house like a church. Because she had more money, it was probably bigger. She also showed her love by inviting God's workers like Paul to stay with her. Lydia was kind and liked to share things.

What kinds of things can you share? (Write down the students' ideas on the board. Give each of them a piece of construction paper that is pre-cut into a house shape. Please also have crayons available for them.)

We learned from today's story that we should

love each other and share what we have, because God has loved us first. The best place to practice loving others would be in our homes and in the church. Each of you has a house (point to the pre-cut construction paper) that represents your home or the church. Take a few minutes to think about how you can show your love to your family members or to the church members. What are some of the things you can share with them? We already have several sharing ideas listed on the board. When you know what you can share, you may begin drawing it on the paper. First, you need to draw the people you are going to share with. Then draw the things that you will share. (After this quick craft activity, you can invite the students to share their drawings. You can also hold them accountable by asking them to actually put their drawings into action in the coming week.)



Check For Understanding

1. **Who had a dream one night that told him to go to Macedonia?** (Paul.)
2. **Who was especially touched by Paul's teachings at the river bank?** (A woman called Lydia.)
3. **What did Lydia do for a living?** (Lydia sold purple cloth.)
4. **Who got baptized after hearing Paul's**

preaching? (Lydia and her entire household got baptized.)

5. **What did Lydia ask Paul and his friends when God opened her heart?** (She invited Paul and his friends to stay at her house.)
6. **What else did Lydia do for the new believers in Philippi?** (She let them use her house as a meeting place to worship God.)
7. **What did we learn from Lydia?** (Allow students to share. She taught us to share and show kindness.)



Life Application Story

Learning to Share

Juan was excited. He was going on a church field trip to the zoo. His church teachers and some of the parents had planned this outing for the students, to show them God's wonderful creations. Juan had been waiting for this day to come. His older brother, Ricky, was coming too. He was going to help the younger children. Mr. and Mrs. Lopez couldn't go

because they had to go a friend's wedding that same afternoon. Mrs. Lopez reminded Ricky to be a good big brother and take care of Juan. Ricky reassured his mom that he would take good care of Juan. Before they headed out, Mrs. Lopez made sure that she packed enough food and snacks for the boys.

As they rode in the van, Juan couldn't help but ask a lot of questions.

"Do you think they will have lions and giraffes?" he asked.

"I am sure they will," Ricky replied.

"What about hippos? I really want to see them," Juan said.

"Juan, I am sure you will see all the animals you want to," Ricky said, hoping to get Juan to stop asking so many questions.

Soon, they arrived at the zoo. After explaining the rules, Juan, Ricky, and the others were off. Juan had a lot of fun looking at all the different animals. All the children were amazed by how smart and mighty God is. Only God could create all these beautiful animals.

After visiting several sections of the zoo, it was time for them to have lunch. Ricky and Juan followed their group to a lunch area. They were hungry after all the walking. They both opened up their lunch bags, and started eating the delicious sandwiches that their mom had prepared for them. Juan was so hungry that he finished his sandwich in no time. He also ate his bag of chips, a banana, and a piece of fruit gummy. When his lunch box was empty, he still felt hungry. He looked over at Ricky and saw that his brother hadn't even gotten to his fruit or chips yet. He kept staring at Ricky's food. He didn't know why he felt so hungry.

Ricky, who was sitting right next to Juan, didn't even notice his brother staring at his food. He was talking to one of the teachers sitting across from him. As he put the last bite of bread into his mouth, he reached over to the bag of chips, which he had saved for last. As he opened the bag, he looked over at his brother.

"Are you okay, Juan? Why are you looking at me like that?"

"I'm still hungry, Ricky," Juan replied.

"But I thought you already ate all your food. You shouldn't be hungry anymore, Juan," Ricky said.

"But I am still hungry," said Juan.

Ricky looked at his bag of chips. He didn't really want to share them with anyone. It was his favorite

flavor. He wanted to enjoy every chip by himself. Then he remembered what his mom had asked him to do before they left the house. He was supposed to take care of Juan. After thinking about it for a moment, Ricky decided that it was only right for him to share his food with his little brother. So he reached into the bag and handed a bunch of chips to Juan. Juan's eyes lit up.

"Are you really going to share your chips with me?" Juan asked, as he put the chips on a napkin.

"Yes, Juan, you can eat them. I'll share them with you because you are my brother," Ricky said with a big smile on his face.

Even though Ricky really wanted to eat the chips all by himself, he knew that it would make God happy when he took care of his brother. And he knew it made Juan happy. He saw how his brother enjoyed each chip.

As Juan munched on the chips, he suddenly realized how much his brother loved him. He knew it would have been hard for him to give up his chips. Maybe he might have given one or two, but not a whole handful

"What a great brother I have," Juan thought to himself. "The next time we go out, I am going to make sure I share my chips with him "

Questions to Think About

1. **What did Mrs. Lopez remind Ricky to do before they left home?** (Mrs. Lopez wanted Ricky to be a good brother and take care of Juan.)
2. **If you were Ricky, would you share your chips?** (Students' answers may vary.)
3. **What is hard for you to share? How can you learn to share your things?** (Students' answers may vary.)
4. **What kinds of things can you share with others?** (Students' answers may vary.)



Activity 1

Lydia Loves Jesus

Complete the sentences by circling the right answers.

1. Lydia sold bread.

2. Lydia became very sick.
3. Lydia shared her home.
4. Lydia loved the church.



Activity 2

Repaying God's Love

Brainstorm with the students ways they can repay God's love (e.g. loving God, helping parents, going to church, etc). Once the ideas are written or drawn on the board, have the students sit in a circle. Have a small stuffed toy ready. Explain that the toy will be passed around the circle, so that each student will have a chance to share. The person who is holding the toy will say one thing they can do to repay God's love. Make sure each student has a chance to say something out loud to verbalize their thoughts. Then challenge the students to follow through with concrete actions in the coming weeks.

To make the game more challenging, music can be played as the students pass the toy around. When the music stops, whoever is holding the toy must be the one to share their act.



Activity 3

Purple Weave

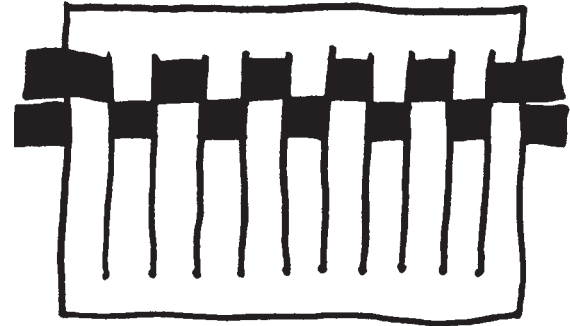

Materials:

1. two shades of purple construction paper
2. glue
3. scissors

Directions:

1. Precut one color of the purple construction paper, one per student. Cut slits across paper, approximately one inch apart, leaving a one-inch border all the way around the edge (see diagram).
2. Cut the other shade of purple construction paper (for contrast) into one-inch strips. Set these pieces on the table.
3. Show the students how to weave the strips over and under.
4. Help them weave their paper. Then trim the ends and have the students glue them down.
5. As the students are engaged in this activity, remind them how Lydia sold purple cloth. Lydia probably had to weave the cloth before she could sell it. Even though she made a lot of money selling this purple cloth, she loved God


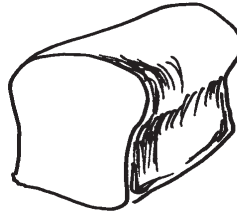
very much. When the students see their purple weave, remind them to think about Lydia and how much she loved God.



Lydia Loves Jesus

Complete the sentences by circling the right answers.


1. Lydia sold



2. Lydia became very



3. Lydia shared her



4. Lydia loved



Aquila and Priscilla Teach Apollos

Overview



Materials You'll Need

- no extra materials are needed for this lesson



Scriptures

Acts 18:1-4, 24-28; Rom 16:3-5; 1 Cor 16:19; 2 Tim 4:19

Bible Truth Objective(s)

God wants His followers to read and understand His words and teachings

Behavioral Objective(s)

To identify the right attitudes to have when learning about God and His teachings

Memory Verse

"You shall serve Him and hold fast to Him."
(Deut 13:4)



Bible Knowledge

Corinth

Corinth was the political and commercial center of Greece. However, it had a reputation for great wickedness and immorality. A temple to Aphrodite, the goddess of love and war, had been built on the large hill behind the city. In this popular religion, people worshiped the goddess by giving money to the temple and taking part in sexual acts with male and female temple prostitutes. Paul found Corinth to be both a challenge and a great ministry opportunity. Later, he wrote 1 and 2 Corinthians to the believers, dealing in part with the problems of immorality.

Aquila and Priscilla

During his stay in Corinth, Paul lived and worked with a Jewish couple named Aquila and Priscilla. Like Paul, they were tentmakers. It is not clear if they became Christians before or after meeting Paul. But at some point, they became workers in the gospel. They accompanied Paul to Ephesus (Acts 18:19) where they met and instruct-

ed Apollos. Not much else is recorded about this couple, except that Paul thanked them for risking their lives for him (Rom 16:4).

Apollos

Apollos was an Alexandrian Jew (Acts 18:24). The name is abbreviated from Apollonius. He went to Ephesus in 52 AD during Paul's hasty visit to Palestine (Acts 18:22). He was an eloquent speaker and he had a profound understanding of the Old Testament. With those gifts, he enthusiastically proclaimed the truth as he knew it (Acts 18:24, 25). However, when Apollos began to preach in the synagogue at Ephesus, Priscilla and Aquila noticed that something important was missing in his message. The Bible says that before he met Aquila and Priscilla, Apollos only knew of John's baptism. Therefore, Aquila and Priscilla took him aside and instructed him in the Christian faith. From Ephesus, Apollos went on to Corinth, where he later showed himself to be an expert in the Scriptures concerning Jesus as the Messiah (Acts 18:26). Apollos obviously had a great deal of influence in the church, as Paul often mentioned him (1 Cor 4:6, 16:12).



Understanding Your Students

Young children usually go to their parents or other grown-ups for answers. They think older people know everything there is to know. Of course, that is far from the truth. Today's lesson serves as a good reminder that all of us are still learning, and that we can make mistakes.

Sometimes, our students ask questions that stump us. Rather than pretending to know the answer and make up something to brush them off, we should be honest and tell them we don't know. But we should

not leave it at that. We should also make the effort to find out the answer and then follow through by letting them know the correct information. This helps the students know that 1) we are still learning, 2) we are honest, and 3) we will follow through with what we say we are going to do. These are important characters for them to pick up on. Teachers often share these messages as they teach their lessons, but there is no better way for the students to learn than through real-life examples. When we show them that we are human just like them, but are continuing to grow in faith and character, then they will be encouraged and strengthened in their walk of faith too.



Vocabulary

Salvation

to be saved; to go to heaven one day

Repent

to ask God to forgive us for the wrong things we have done

Baptize

to have one's sins washed away and become a Christian



Before You Teach

Apollos had been "instructed in the way of the Lord...though he knew only the baptism of John" (Acts 18:25). Even though Apollos was a fervent believer, he did not know about the finished work of Jesus Christ on the cross, the resurrection, the ascension, and the Holy Spirit. So when he boldly preached in Ephesus, Aquila and Priscilla took him aside and explained the complete Christian faith to him. Though this seems like an ordinary encounter between several people who loved God, their actions are wonderful examples for us today.

Apollos is described as an eloquent and knowledgeable speaker. He probably spoke with confidence and was respected by his peers. The Bible doesn't record what his exact reaction was to Aquila and Priscilla, who approached him and corrected him on a subject he supposedly knew a lot about. But we can imagine that he humbled himself and received the truth with joy because he wanted to continue God's work in Corinth.

Often, it is hard for a person to accept rebuke and correction, especially if he has expertise in that area. But Apollos demonstrated true Christian character by obeying the Spirit. Instead of arguing with Aquila and Priscilla, he listened to them and realized that what he was preaching was inadequate. He continued preaching, only now he was equipped with the complete truth.

Aquila and Priscilla are described as a couple who loved and served God. When they met Apollos and realized that he did not have the complete truth, they decided they needed to speak to him. We don't know exactly the words that were exchanged, but again, we can imagine the couple using gentle words of encouragement to strengthen Apollos' faith. Although they knew they had the truth on their side, they did not make themselves out to be more superior.

Sometimes, when we know we are right, we tend to rub things in, but that is not always the best way to help someone. God teaches us to obey His commands and follow His will, but to do so with a gentle spirit. Let us be strengthened by the examples of these workers of God.



Bible Story

In our last few lessons, we learned about the early church. Many people came to believe in Jesus and were baptized. The church was growing. The apostles and other workers continued to travel to more places so that more people could hear about Jesus. One of the workers was called Paul. We learned that he was a missionary. That means he traveled to different places to preach. We also learned that he preached to people like Timothy and Lydia, who came to believe in Jesus. Both Timothy and Lydia were good followers. Timothy later traveled with Paul to help him spread the good news. Lydia didn't travel with Paul, but she opened her home so that all the believers who lived in her city could go to her house and worship God together there.

Today we are going to learn about a few more people who came to believe in Jesus Christ and how they worked for Him.

Paul Meets Aquila and Priscilla

Paul was a very important worker for Jesus. After he came to know Jesus, he did not stop preaching the good news. He wanted to make sure everyone got a chance to hear about Jesus and His salvation.

Even though Paul loved to work for God, he also had a regular job, just like the ones your moms and dads have. Usually from Mondays to Fridays, your parents have to get up early in the morning and get ready to go to work. Well, Paul also had to go to work. Can you guess what his job was? (Allow students time to share.) Paul was a tentmaker. That means he made tents and sold them. That was his job and that was how he made money. But because he loved Jesus so much, he spent the time he wasn't working on his tents preaching the good news. It was like he had two jobs.

One day, Paul traveled to a city called Corinth. He went there to tell others about what Jesus did. He wanted people to repent and be baptized in Jesus' name so that they could be saved. When he arrived there, he met a couple named Aquila and Priscilla. They were very nice people. They also believed in God, and they even had the same job as Paul. They were tentmakers too. Paul was glad he met these people. They invited Paul to stay with them. Paul was

very thankful that they offered to let him live in their house. So while Paul was in Corinth, he worked with Aquila and Priscilla together, making tents. Then when he wasn't working on the tents, he traveled around the city and told people about Jesus.

Paul Worships God

Every Sabbath, Paul went to worship God in the synagogue. The synagogue was where the people went on Saturdays to worship God, just like when we go to church. When he was there, he talked to the people about Jesus. Some of them were not Christians. They did not know about how Jesus died on the cross to save us. So Paul tried his best to tell them about Jesus' love.

Paul stayed in Corinth for a long time. While he was there, he talked to many people about Jesus, and a lot of them believed and were baptized. After a year and a half, Paul left Corinth and went to another place called Ephesus. Aquila and Priscilla went with him too. They saw how Paul worked so hard at tent-making and at telling others about Jesus. They wanted to help spread the good news too.

Aquila and Priscilla Hear About Apollos

After arriving in Ephesus, Paul stayed there for a while. Then the Spirit of God told him to go somewhere else. But this time, Aquila and Priscilla did not go with him. They decided to stay in Ephesus and continue to preach the good news about Jesus.

While Aquila and Priscilla stayed at Ephesus, they heard about a great preacher named Apollos. They heard from other people that he knew a lot about the Old Testament, about God. He was a very good speaker too. But he did not know very much about Jesus--how He died, rose again, and went to heaven. So even though he said a lot of wonderful things about God, he didn't tell anyone about Jesus because he didn't know about Him. So Aquila and Priscilla wanted to find him and help him learn some things he didn't know.

Aquila and Priscilla Teach Apollos

Priscilla and Aquila went to the places where Apollos might be preaching about God. When they found him, they told him that they had some things to tell him about God and His kingdom. Even though Apollos already knew a lot about God, he

was glad he could learn even more. So Apollos probably went to where Aquila and Priscilla were staying so they could tell him about Jesus. They told him what Jesus did when He was on earth, and how He died on the cross to save all people. They also told him how Jesus came back to life on the third day, and how He appeared to the disciples. Apollos probably heard how Jesus commanded His followers to preach the good news to all the people in the world. After listening to Aquila and Priscilla, Apollos understood that Jesus was God. Apollos was glad to learn these things about Jesus. Now he knew he had to tell people about Jesus.

After talking to Aquila and Priscilla, Apollos understood God's word and he told many people about Jesus. He was very brave and spoke the things he knew about God and Jesus. And many people came to believe and were baptized after hearing him speak.

Aquila and Priscilla Love Jesus

Priscilla and Aquila were faithful to Jesus. That means they loved Him and did their best for Him. They helped Paul when he was staying with them in Corinth. They also helped Apollos understand the

word of God while they were in Ephesus. Many people came to know Jesus because of them. They showed love to the brothers and sisters by opening their home for worship. They probably shared many things with all the believers. Paul even wrote a letter in the Bible saying that Aquila and Priscilla risked their lives to save his life. We don't know what happened, but Paul said he was thankful to them. This really showed that Aquila and Priscilla were good helpers of God. They loved God by showing their love to the people

We Can Love God Too

In this lesson, we learned about people who were brave and faithful workers of God. We learned about Paul, Aquila, Priscilla, and Apollos. We can be like them too. We don't have to do big things, like travel to another country to tell others about Jesus. We can do smaller things, like open our homes for family service, tell our friends about Jesus, and follow His commands to love one another. When we do these things, it makes God happy because He sees how much we love Him. Let's pray and ask God to help us be good followers.



Check For Understanding

1. **Who did Paul stay with when he was in Corinth?** (Aquila and Priscilla.)
2. **What did Paul, Aquila, and Priscilla do to make money?** (They were tentmakers.)
3. **Who did Aquila and Priscilla help when they were in Ephesus?** (Apollos.)
4. **What did Aquila and Priscilla teach**

Apollos? (They taught him about Jesus-- how He died, rose again, and went to heaven to save us.)

5. **How were Priscilla and Aquila good workers for God?** (They helped Paul, Apollos, and many brothers and sisters. They served God with love.)
6. **How can we be good helpers for God?** (Allow students to answer. Suggestions: share their things, give tithes, open their homes for family service, etc.)



Life Application Story

Learning to Be a Good Teacher

Both Lisa and Ben just got back from school. Lisa goes to junior high and Ben is in the fourth grade. It was a Wednesday. On Wednesdays, Nicole

takes Susie to gymnastics class in the afternoon. So Lisa and Ben knew they would be home with their mom until dinner time. They knew their routine. They could have a small snack, and then it would be homework time.

Lisa had just finished drinking her milk and rinsing her cup when she saw Ben slump down on the chair next to the kitchen table. Lisa had noticed

that Ben looked unhappy since coming back from school. She wondered if something had happened at school.

"What's the matter, Ben?" she asked.

"Nothing," Ben answered.

"Well, your face says something is bothering you," Lisa replied.

"You wouldn't understand," Ben said softly.

"Well, I might not, but it might make you feel better to say it out loud. That's what Mom always tells me."

"Well, if you have to know, I got a C on my last math test. I got it back today. Mr. Mathers says there's going to be a make-up test next week so that I can show him I can do better. But I don't think I am going to be better, no matter what I do," Ben answered.

"How do you know you won't get a better grade?" Lisa asked, as she sat next to him.

"I just don't understand how to do some of the math problems. Some of them are too hard. Or maybe I am just not good in math. I studied, but I guess I am just not good enough," Ben said.

"Don't say that, Ben. At least you tried. You should feel good that you tried. Here, let me take a look at the problems," Lisa offered. She opened up Ben's math binder and looked at the math problems.

"You know, Ben, I think I can help you with these. I don't have a lot of homework today. Maybe if you practice with me, you can understand the questions better," Lisa said.

"Really? You are going to help me?" Ben asked, a little bit surprised.

"Sure, why not? Nicole helps me when I don't understand my homework," Lisa replied.

"Does this mean I don't need to tell Mom about my C?" Ben asked.

"No, it doesn't," Mrs. Lim answered.

"Mom " Ben said. "I didn't know you were in the kitchen."

"I wasn't. I was walking to the garage to find something when I overheard what you two were saying," Mrs. Lim said.

"I am sorry I got a C, Mom," Ben said.

"Don't be sorry about getting a C. I heard you tell your sister that you tried your best. Maybe there are just some things you are confused on. I am glad your sister is offering to help you under-

stand the things you are not sure about," Mrs. Lim said, as she looked over to Lisa.

"So you are not mad?" Ben asked again.

"No I am not. I am glad you told someone. And I am proud that Lisa is helping you. It makes her a good sister. It reminds me of the story in the New Testament about Apollos."

"Who's Apollos?" asked Ben.

"Apollos was a believer of God. He was a very good speaker, and he went to many places telling people to believe in God. But he didn't know about Jesus yet. So, he was a little bit like you. He tried very hard to tell people about heaven, but he didn't really understand all of what he had to say," explained Mrs. Lim.

"So then what happened?" Lisa asked.

"Well, two people, a husband and wife called Aquila and Priscilla, taught him about Jesus. It is kind of like Lisa teaching you to do the hard math problems. And once Apollos understood what they taught him, he continued to do God's work, only now, he could tell people about Jesus too "

"Wow, I guess he learned pretty fast," Ben said.

"Yes, but the most important thing was that he was willing to learn what he didn't know. He was willing to be taught. That's the only way to grow," Mrs. Lim said.

"Okay, Lisa. I am ready to tackle those problems " Ben announced. "I want to get an A on my test next week."

"That's the attitude That makes me proud, and it makes Jesus proud," Mrs. Lim said.

Questions to Think About

1. **What was Ben sad about?** (He didn't get a good grade on his math test, and he didn't think he could do better.)
2. **What do you have a hard time doing?** (Allow students to share. Some suggestions: homework, practicing piano, cleaning up the room, etc.)
3. **Is it better to give up or to keep learning?** (Allow students to share.)
4. **How can we ask God to help us when we are having a hard time learning something?** (We can pray to Him for strength and a good attitude.)



Activity 1

Aquila and Priscilla Teach Apollos

Put the pictures in the right order. The first one has been done for you.

1. Aquila and Priscilla make tents with Paul.
2. Aquila and Priscilla travel with Paul on his missionary journey.
3. Aquila and Priscilla teach Apollos about Jesus.
4. Apollos preaches about Jesus.



Activity 2

What Should Our Attitude Be?

Look at the pictures. Who has the right attitudes? Who does not? Talk about the reasons. Which examples should we follow?

1. A child says to a grown-up, "I don't need your help." What could she say instead?
2. A child is next to another child and says, "I know more than you." What could she say instead?
3. A child asks a grown-up for help tying his shoes.
4. An older child helps a younger one with math homework. How are these the right attitudes?



Activity 3

Jesus Wants Me For a Sunbeam

Sing the following hymn with the students. Review the lyrics. Talk about the attitudes that are presented in the hymn and challenge the students to do the same each day, no matter where they are or what they are doing

Note to teacher: the tune can be located at www.biblestudycharts.com/CH_Jesus_Wants_Me_For_A_Sunbeam.html

Verse 1

*Jesus wants me for a sunbeam,
To shine for Him each day;
In every way try to please Him,
At home, at school, at play.*

CHORUS:

*A sunbeam, a sunbeam,
Jesus wants me for a sunbeam;
A sunbeam, a sunbeam,
I'll be a sunbeam for Him.*

Verse 2

*Jesus wants me to be loving,
And kind to all I see;
Showing how pleasant and happy
His little one can be.*

CHORUS:

*A sunbeam, a sunbeam,
Jesus wants me for a sunbeam;
A sunbeam, a sunbeam,
I'll be a sunbeam for Him.*

Verse 3

*I will ask Jesus to help me,
To keep my heart from sin;
Ever reflecting His goodness,
And always shine for Him.*

CHORUS:

*A sunbeam, a sunbeam,
Jesus wants me for a sunbeam;
A sunbeam, a sunbeam,
I'll be a sunbeam for Him.*

Verse 4

*I'll be a sunbeam for Jesus;
I can if I but try;
Serving Him moment by moment,
Then live with Him on high.*

CHORUS:


*A sunbeam, a sunbeam,
Jesus wants me for a sunbeam;
A sunbeam, a sunbeam,
I'll be a sunbeam for Him.*

Activity 12:1


Aquila and Priscilla Teach Apollos

Put the pictures in the right order. The first one has been done for you.


Aquila and Priscilla teach Apollos about Jesus.



Apollos preaches about Jesus.



Aquila and Priscilla make tents with Paul.



Aquila and Priscilla travel with Paul on his missionary trip.

Activity 12:2

What Should Our Attitude Be?

Look at the pictures. Who has the right attitudes? Who does not? Talk about the reasons. Which examples should we follow?





Who Am I?

1. *I washed the disciples' feet. (Jesus.)*
2. *I was one of the women Jesus appeared to after He came back to life again. (Mary Magdalene.)*
3. *Jesus commanded us to wait in Jerusalem for the Holy Spirit. (The disciples.)*
4. *We were chosen to help the church because the apostles needed to spend time preaching. (The seven deacons.)*
5. *Philip found me on the desert road and preached the good news about Jesus to me. (The Ethiopian eunuch.)*
6. *I made clothes for people who needed them. I died but Jesus gave me back my life. (Dorcas.)*
7. *I saw many unclean animals in a vision. God told me to eat them because He made them all clean. (Peter.)*
8. *I was a centurion. My whole family got baptized after we heard Peter speak to us about Jesus. (Cornelius.)*
9. *My mother and grandmother taught me about God when I was young. Then I learned about Jesus from Paul. (Timothy.)*
10. *I learned about Jesus from a couple called Aquila and Priscilla. (Apollos.)*

Short Answers

1. *Why did Jesus wash His disciples' feet? (Jesus was going to die on the cross soon. He wanted to show His disciples that He loved them even though He couldn't be with them on earth.)*
2. *What happened to Jesus on the third day after He died? (He resurrected; He came back to life because He is God.)*
3. *What did the Holy Spirit feel like when He came down upon the disciples who were praying? (They felt a strong wind and some-*

thing that felt like tongues of fire resting on their heads.)

4. *What did the disciples do after they received the Holy Spirit? (They bravely preached the words of God to the people who were willing to listen. They traveled to many cities and the gospel spread very quickly.)*
5. *What did the believers do in the early church so that everyone would have food and clothes? (They were willing to share their belongings. Some people even sold their land and gave their money to the church.)*
6. *How did Philip find the Ethiopian eunuch on the desert road? (An angel of God appeared to him and told him where to go. Philip obeyed.)*
7. *Why did God show Peter a vision of those unclean animals? (God wanted Peter to know that all animals that God made are clean. Likewise, He wanted Peter to know that all people (not just the Jews) can hear the word of God and become a part of His family.)*
8. *After Timothy heard Paul speak and was baptized, how did he work for God? (He traveled with Paul and helped spread the gospel. Sometimes, he stayed by himself and helped the church.)*
9. *How did Apollos show that he was a good learner? (Even though he already knew a lot about God, he still listened to Aquila and Priscilla and learned even more about Jesus. Then he preached the good news about Jesus to others.)*
10. *How can you be a good worker and believer? (Allow students to answer.)*

Snack Fellowship

After the review, enjoy a fellowship together with the students. Prepare some light snacks for everyone to share. Play games like charades or Pictionary (of characters or stories learned in this past quarter).