



This Kindergarten Teacher's Guide is dedicated to those who
serve God in the children's ministry.

May God continue to grant you
wisdom and strength to impact the future generations.

Teacher's Inspiration



Jesus Died For All

Most of us try not to think about death too much. As much as we know there is a heavenly kingdom awaiting us, it can still be a scary thought, trying to grasp not living in this world. Yet, this is the fear Jesus Christ had to face. He faced it as a human being, complete with the angst and pain anyone would feel, knowing he was about to die. But even more amazing is why Jesus died. He did not die of old age; He did not die because He was sick; He did not die because He deserved it. Jesus Christ died for all mankind to save our souls, even though each and everyone of us falls short of His glory. We are sinners, unworthy of the gift He has given us. But because of His great love, we are now able to inherit this wonderful, heavenly kingdom. Praise the Lord for His mercy and grace.

*"But God demonstrates His own love toward us, in that while we were still sinners, Christ died for us."
(Romans 5:8)*



The Greatest Love

Wome to the world of four- and five-year-olds. This year will be an exciting one as your young students are exposed to their first formal teachings from the Bible. Your students will come to you with a variety of backgrounds, both culturally and linguistically, along with how much experience they have had with church and the words of God.

Your students will learn in a variety of ways including visually, kinesthetically, and aurally. This means that it will be very important to use pictures and hands on experiences as you tell the story in order to meet the individual needs of all the students in the classroom. Visuals are good reminders as you review prior lessons and connect them to future ones. Hands on activities will help the students to internalize the lessons and make them more meaningful. It is also vital to ask students to share what they have learned. By letting your students retell the information they have heard, you will be able to see what they really understood, and what might need to be revisited in the future.

Take the time to be involved and get to know your individual students. Try to keep them excited, involved, and focused. As you plan the lesson, it is important to remember to let them have the opportunity to move around or change activities every five to ten minutes since their attention span is only about four to five minutes long. They can come up to the board and point to an answer, give you a thumbs up or thumbs down, whisper their answer to their neighbor, or stand up to answer a question. This can help keep them on task and involved throughout the hour.

This book is designed to be teacher friendly, and each lesson follows the same structure. It is very important to read and review the lesson you will be teaching at least one week ahead of time in order for you to prepare the materials you will need. Vocabulary development will be a key step to each lesson at this young age, and it would be very beneficial to prepare visuals to go with each new vocabulary word. They can be posted up for the students to review each week. Also, if there are many characters to the story, you might consider preparing visuals for each one so that it is easier for the students to follow along. The last thing you will need to consider is which activities will be best for your group of students. Each lesson contains several for you to choose from. Some of your students will be able to draw on their own, but most will need a lot of help. They will likely work well on activities they can trace, color, cut, or glue.

Remember that all students develop and learn in different ways and at different rates. So be patient, persevere, and have fun as you teach. In the end it will be a wonderful experience for everyone.

C o n t e n t s

<i>Introduction & Contents</i>	A
<i>Your Teaching Procedures</i>	B
<i>Meet Your Life Application Families</i>	C
<i>Understanding Your Students</i>	D
<i>Memory Verses for This Quarter</i>	E
<i>Conveying Jesus Christ to Our Students</i>	F

Unit 1: Jesus' Death and Resurrection

1. Jesus Washes His Disciples' Feet	1
2. Jesus Dies and Comes Back to Life	11
3. Jesus Appears to His Disciples	19
4. Jesus Goes Back to Heaven	27

Unit 2: Jesus' Good Workers

5. Jesus' Followers Share	35
6. Seven Helpers Are Chosen	43
7. Philip Meets an Ethiopian	51


Unit 3: The Gospel is Spread

8. Dorcas Is a Good Helper	59
9. Cornelius and His Family Believe in Jesus	67
10. Timothy Learns About Jesus From His Family	75
11. Lydia Shares Her Home	83
12. Aquila and Priscilla Teach Apollos	91
13. Review	99

An explanation of each unit theme is on the next page

All Scriptures are quoted from NKJV

Welcome to this exciting opportunity to reach four- and five-year-olds with the wonderful news of God's love. This quarter's lessons focus on the death and resurrection of Jesus.




In **unit one**, they will learn how Jesus Christ lived His last days on Earth, was crucified on the cross, and rose on the third day. They will see how He set good examples for His followers, and hear about His great commission. As they learn these stories, they can be encouraged by how much Jesus loves them.

In **unit two**, they will learn about Jesus' good workers. They will hear about how the followers shared their belongings, looked after the church, and spread the gospel. The children should be encouraged to imitate the examples of the early Christians by sharing, and taking care of the church.

Unit three allows the students to see the many people who came to believe in Christ. They will learn about Cornelius, Timothy, Lydia, as well as Aquila and Priscilla. They will hear how dedicated they became in their faith and lived lives to prove their love for God. In their own lives, the students should be reminded to live out their faith.

As you teach this unit, let the theme of each lesson shine through. Make the stories come alive so the children can fully understand and appreciate their teachings. They depend on us, the teacher, to interpret the stories for them. Invite them to learn about God, to share God's love with others, and to grow ever stronger in their faith. We hope you will enjoy growing with the Kindergarten class as you teach them more about the word of God. Enjoy this new quarter and experience the good news with all the wonder and awe of four- and five-year-olds!



Your Teaching Procedures

1

Hymnal Worship (10-15 minutes)

Purpose: To help the children praise God through hymnal worship.

Procedure: Always start a session in the name of our Lord Jesus. The teacher or assistants will then lead the children in simple hymns, or action rhymes.

2

In-Class Worship (15-20 minutes)

Purpose: To let the children hear a Bible story and respond to its teachings.

Procedure: Say a short prayer in the name of our Lord Jesus. The Bible story may be told to the class as a whole by one teacher, or the class may be broken up into smaller groups with a teacher for each group. There are 3 steps in the In-Class Worship Procedure. They are:

- 1) Bible Story
- 2) Check for Understanding
- 3) Life Application Story

Do not forget to explain the key vocabulary words which are listed in each lesson.

3

Bible Learning Activity (10-15 minutes)

Purpose: Helping your students become familiar with the word of God is part of a teacher's mission, but an equally important part of the job is helping the students put the word of God to work in their own lives. The activities have been planned to encourage your students to act upon what they have learned.

Procedure: Let the students work on the Student Activities. (If the activities require group involvement or cutting and pasting, be sure to have assistant teachers.) We have come up with a variety of activities as well as optional ones. Please see what suits your students' needs. End the activity with a concluding prayer.

Meet your Life Application Families

Praise and thank God that each lesson contains a Life Application Story to enhance the objective of the Bible story. We sincerely wish that you go through these family backgrounds before sharing them with the class. Enjoy sharing these stories with your loving Kindergartners!

1

The Hayes Family

The Hayes family is comprised of Pastor Hayes, his wife, and their daughters Cathy and Rachel. Cathy is six and Rachel is four. Being typical sisters, Cathy and Rachel get into arguments sometimes and those are the times they remember to rely on God to work out their problems.

2

The Lewis Family

Mr. and Mrs. Lewis have two children named Julie and Tommy. Julie is eight and Tommy is six. Mr. Lewis is often away from home due to his job, so most of the time it is just Mrs. Lewis and the two children at home, at church, etc.

3

The Lopez Family

The Lopez family came to believe through a great miracle. Ricky, the oldest son, was dying from a chronic disease, but Jesus healed him. Through this, the whole family was brought to Jesus. Besides Mr. and Mrs. Lopez and Ricky, there is the youngest son named Juan. Ricky is nine and Juan is six.

4


The Lim Family

The Lim family is a relatively large family, comprised of Mr. and Mrs. Lim and their four children. Nicole, who is seventeen, is the oldest. Lisa, who is thirteen, is in junior high. Benjamin is nine years old and in the fourth grade. Susie is the youngest, at five years old. The Lim family converted from Buddhism some time ago. Nicole and Lisa might remember their former lives, but Benjamin and Susie pretty much grew up in the church.

5

The Marsh Family

The Marsh family are long-time believers in Christ. Mr. and Mrs. Marsh have two children who were baptized as babies. Michelle is seven and John is five. Both children have grown up in the church and have at least a fundamental knowledge of the truth.





Understanding Your Students

Kindergarten Stage (4-5 year olds)

Characteristics

Body

1. Fast development, non-stop activity
2. Big muscles begin to develop (need to stretch hands and feet)
3. Small muscles are developing
4. Vocal cords are developed

Mind

5. Attention span is very limited
6. Limited vocabulary
7. Active imagination, cannot discern between fiction or real-life stories
8. Limited understanding toward time & space
9. Cannot understand abstract explanations
10. Like to listen to stories
11. Can repeat biblical terms but unable to understand the meaning
12. Like to ask questions, strong sense of curiosity

Mood

13. Mood swings tends to occur: students might get angry suddenly; however, they often forget after a few minutes
14. The adult's mood will set the tone; rules must be posted and explained
15. Children are afraid of scary stories

Social Skills

16. Begin to search for likable friends
17. Often quarrel and fight during play time
18. Strong sense of self, often use "I" or "me" in speech

Spirituality

19. Understand Jesus' love through the love from adults
20. Faith towards God is expressed through faith in adults
21. Can learn to know God through worship
22. Have a certain level of understanding towards good & evil

Pedagogic Application

Provide activities that involve physical movements
 Vary activities so the students do not need to sit for too long at one time
 Include more coloring and crafts involving cutting and pasting
 Begin to teach songs that are a little longer and add some hymnal related activities

Limit story-telling time between 5 and 8 minutes
 Use simple words with pictures during lessons
 Hold the Bible when telling Bible stories, relate that the word of God is real and is different from folk tales, legends, or fairy tales
 When describing time & space, use words such as "today," "tomorrow," "a long time ago," "a place far away," etc.
 Do not use abstract ways of speaking
 Tell more edifying stories using pictures and actions
 Do not assume that the children understand the terms that they use
 Check for understanding by asking, "What does ____ mean?"
 Give simple answers to questions asked

Let the students try to resolve their own problems
 If there are situations of anger, teach methods of resolving problems
 Do not emphasize the horror sections of a story, & do not teach children by trying to scare them
 Teachers need to be gentle but firm

Encourage the children to play with everyone, not just a few friends
 Teachers need to be calm & fair when dealing with student problems
 Remind students to share, and to show love toward others; teachers must be fair

Teachers need to show love when dealing with students
 Arrange a suitable level of worship; teach appropriate behavior during worship hours in the chapel
 Teachers need to teach the truth on repentance and how to ask God for forgiveness of sins

Memory Verses For This Quarter



June, July, August

(NKJV)

1. "Love one another." (Jn 13:34)
2. "He is not here, but is risen!" (Lk 24:6)
3. "Do not be unbelieving, but believing." (Jn 20:27)
4. "They were all filled with the Holy Spirit." (Acts 2:4)
5. "But do not forget to do good, and to share." (Heb 13:16)
6. "If you love Me, Keep My commandments." (Jn 14:15)
7. "I believe that Jesus Christ is the Son of God." (Acts 8:37)
8. "Serve one another in love." (Gal 5:13)
9. "We are witnesses of all things which He did." (Acts 10:39)
10. "Blessed is he who reads and those who hear the words." (Rev 1:3)
11. "Come to my house and stay." (Acts 16:15)
12. "You shall serve Him and hold fast to Him." (Deut 10:4)



Conveying Jesus Christ to Our Students

The following is a list of Bible truths kindergarteners are able to understand:

1. Praying is like talking to God. We can pray to Jesus anytime and anywhere.
2. Coming to church every Sabbath is to worship God. God loves us when we worship Him.
3. We can learn more about God when we come to church.
4. The Bible is a very special book. It is full of God's word. We love to hear God's word and obey what God tells us.
5. Jesus loves us when we share, obey and give what we have to Him and to others.
6. Jesus is God and He is the creator of all things—our planet and all the people.
7. Because of our wrong-doings (sin), Jesus died for us on the cross. But He promises us that He will come back again. He will take us back to heaven to be with Him.

