

LESSON 8

ELISHA WORKS FOR GOD

BEFORE YOU TEACH

Elisha

The name Elisha means “God is salvation.” This meaning is similar to that of Moses’ successor Joshua, whose name means “the Lord saves.” Elisha was the successor to Elijah as God’s prophet for Israel.

During his ministry, Elijah exposed the transgressions of the nation and took a stand against their great sins, often living away from the people.

Elisha lived among the people and cared for their needs. Other notable events relate to how he helped the Israelite army. He was a prophet for the people, both the poor and the powerful. Elisha also traveled extensively.

In asking for a double portion of Elijah’s spirit, Elisha was expressing his desire to be like a firstborn son (see Deut 21:17). According to custom, the firstborn son received a double share of the father’s inheritance. Elisha wanted to inherit Elijah’s ministry, which he received when he took up Elijah’s cloak.

The Cloak

A cloak was a large cloth that men wore over their clothes. It served the function of a coat but it was also the most important piece of clothing a person had on because it served many other functions.

For Elijah, his cloak was a symbol of his authority because it was a tool through which God demonstrated His power.

Both Elijah and Elisha used the cloak to part the waters. When Elijah was taken up to heaven, Elisha was acknowledged as his successor because he now wore the same cloak.

BIBLE TEXT

1 Kings 19:19-21; 2 Kings 2:1-15

BIBLE TRUTH

God will remember the work of all of His workers.

LESSON OBJECTIVE

To teach the students the importance of doing God’s work and learning from other workers of God.

MEMORY VERSE

“For God is not unjust to forget your work.”

(Hebrews 6:10a)

PRAYER

In the name of the Lord Jesus Christ, we pray. Thank You, Lord, for guiding us safely here today to learn Your words. Let us learn from Elijah and Elisha and how they became Your good workers so that we can also do the same. We know that You will always remember and take care of everyone who walks in Your way. Hallelujah! Amen.

UNDERSTANDING YOUR STUDENTS

At this age, children like to help out whenever they can. In fact, they often want to participate in events that may be a bit too overwhelming for them. However, their desire to help should be acknowledged.

Sometimes, they are brushed off because it is assumed that they are still too young. However, as teachers, we need to seize these opportunities to nurture their attitudes towards serving God and His church.

It is also necessary to stress the importance of prayer and being obedient to God's will. They must understand that they are here to serve and should always humble themselves.

Whenever we serve God, there should be harmony among all members. This kind of attitude is evident through the study of the lives of Elijah and Elisha. Point out how these two prophets were remembered and led by God at all times because they knew how to do God's work the right way.

The students can also be nurtured by being given chances to help out, especially in the classroom. They can clean up the room and assist the teacher when it is needed. Teachers should recognize their correct attitudes by praising their efforts and constantly reminding and showing them the joy and rewards of serving God.

VOCABULARY

- cloak:** a loose outer garment usually worn over a person's clothes
whirlwind: a rapid moving column of air, like a tornado
fiery: burning, like fire, and very hot
plow: a tool used for turning over soil, like a huge rake; usually attached to oxen to help drag it across the field



Elisha Strikes the Water with a Cloak



Elisha Plowing with a Pair of Oxen

REVIEW

In the previous lessons, we reviewed some of the events that occurred during Elijah's ministry. He performed miracles, such as helping the widow and her son so that they would not starve and praying to God for rain to come. These things happened in order to show the power and grace of God.

Elijah also defeated the false prophets on Mount Carmel so that King Ahab and Queen Jezebel could no longer rely on them to worship idols.

During times of need, God was always there to help and comfort Elijah, such as when he ran away from the evil king and queen. When Elijah was hiding from King Ahab and Queen Jezebel, God asked him to do three things. What were those three things? (To anoint new kings over Israel and Syria, and to find and anoint a person named Elisha to take his place as prophet.)

We learned from these stories that Elijah always prayed and trusted the one true God. Likewise, we can also count on God to be there for us.

BIBLE STORY

Elijah Calls Elisha

After God instructed Elijah to find Elisha, he set off right away. Elijah came to a farm and saw his future helper plowing the fields. Elisha's parents owned a farm and there were twelve pairs of oxen plowing in the field. Elisha was plowing with the twelfth pair. Elijah walked across the field towards God's new helper.

As Elisha worked the fields, he suddenly felt something on his shoulders. The old prophet Elijah had thrown his cloak around Elisha's shoulders and walked away. Elijah did not even say a word, but Elisha knew that it was Elijah's way of telling him that he needed someone to help him with God's work.

When Elisha realized what was happening, he left his oxen and ran after Elijah. He was happy to become Elijah's helper, but he knew that he would have to leave his family.

"Please let me go back and kiss my mother and father goodbye and then I will follow you," said Elisha.

Elijah replied, "Go back! What have I done to you?"

Elisha Prepares to Work for God

Elisha went home to say goodbye to his family, but before doing so, he killed a pair of oxen and prepared a great feast for all the farmers. After the meal, he left his family and the farm and became Elijah's helper.

Bethel and Jericho

From then on, Elisha went everywhere with Elijah. He learned many things from him, especially how to work for God. In fact, the two of them became very good friends.

One day, as the two of them were walking, Elisha knew that God would take Elijah to heaven that very same day. Because of that, he decided to stay by his master's side all day.

When they were leaving Gilgal, Elijah told Elisha, "Stay here, because the Lord has sent me to Bethel," but Elisha refused to leave Elijah. So, they went to Bethel. When they arrived, some of the prophets came out to meet Elisha because they knew that he was in the area. They pulled him aside and spoke to him.

"Do you know that God is going to take Elijah away from you today?" they asked.

Elisha answered them by saying, "Yes, I know. Now please keep silent!"

Just then Elijah turned to him and said, "Please stay here, Elisha. The Lord has told me to travel to Jericho."

But Elisha replied, "I will not leave you."

So the two of them continued their journey and traveled to Jericho. When they got to the city, some prophets came out to talk to Elisha. Again, they asked Elisha quietly, "Do you know that God is going to take your master away from you today?"

Elisha gave them the same reply.

"Yes, I know. Now please keep silent!"

Elijah spoke to Elisha again, saying, "Stay here, please, because the Lord has sent me to the Jordan River now."

Elisha was determined to stay with Elijah so he said, "I will not leave you."

So the two of them set out for the Jordan River, but this time, fifty prophets also joined them for the journey.

Crossing the Jordan

Elisha stayed close to his teacher all day. They traveled with the other fifty prophets until they reached the Jordan River. The fifty men watched at a distance as Elijah and Elisha stood by the edge of the river.

Elijah took off his cloak and rolled it up. Then he struck the water with it. Suddenly, the waters parted and the two of them walked across the river on dry ground. When they reached the other side, Elijah asked Elisha a very important question. The older prophet also knew that God was about to take him away.

"What can I do for you before I leave, Elisha?"

Elisha decided to ask Elijah for something very special.

"May I have a double portion of your spirit?" Elisha wanted to work for God in the same way as Elijah had.

When Elijah heard this request, he knew that he could not grant it to Elisha. Only God had the power to give something like that. But he was happy to hear that Elisha was so eager to work for God.

Elijah replied, "You have asked for a difficult thing. But if you see me when I am taken up, then you will know that God has given you what you have asked for."

Elijah Is Taken Up by a Whirlwind

After this conversation, the two of them continued to walk.

Suddenly, a chariot of fire and horses of fire came down from heaven and separated the two of them. Elisha saw Elijah being taken up into heaven by a whirlwind. When he realized that his teacher was gone, he became sad. But he saw that Elijah's cloak had fallen from him.

Elisha picked up the cloak and walked back to the river. He took it, rolled it up, and struck the waters, just as Elijah had done earlier. The waters parted and Elisha was able to cross the river on dry ground. He knew that God was with him in his work! God would lead him just like He had led Elijah.

When Elisha returned, the fifty prophets knew that the spirit of Elijah was with him. From then on, Elisha began to work very hard for God.

Learning from Elisha's Servant Attitude

From this lesson, we can learn much about Elisha's attitude as a servant, and we should try our best to follow the example he set for us.

When Elijah first called him, he willingly and quickly left everything to follow God, showing us that he valued

serving God more than anything else, even more than his family. This is also the kind of love we should have towards God.

Elisha also learned like a sponge! He soaked up everything Elijah taught him along the way, not only by listening to what Elijah said, but also by observing how Elijah lived and the way he served.

Similarly for us, we can look upon other servants of God, such as our teachers, our parents, and our brothers and sisters, and see the positive attitudes that they have

when serving God and try to have the same attitude. We, too, can ask for a double portion of the Holy Spirit's power to help us serve God effectively and bravely.

Being open and willing to learn from other good workers of God is a great attitude to have when we do His work. This is one way we can show respect for others and see other servants as better than us.

There is always something good we can learn from other workers. The more we are willing to learn, the more we are joyful when serving with others.

CHECK FOR UNDERSTANDING

1. **What did Elijah put on the shoulder of Elisha? What did it mean?** His cloak; it was Elijah's way of telling Elisha that he needed someone to help him in God's work.
2. **What did Elisha do to show that he really wanted to follow Elijah?** He killed a pair of oxen and prepared a great feast for all the farmers.
3. **Which three places did Elijah and Elisha travel to together?** Bethel, Jericho, and the Jordan River.
4. **How many prophets followed Elisha and Elijah to the Jordan?** Fifty.
5. **How did they cross the Jordan River? Where else in the Bible does it record a similar way of crossing?** Elijah struck the water with his cloak and the water parted; Moses parted the Red Sea for the Israelites to cross.
6. **How was Elijah taken up to heaven?** By a whirlwind.

MEMORY VERSE PRACTICE

Please reinforce the memory verse every week.
You can practice the memory verse with your students anytime during class.

"For God is not unjust to forget your work." (Hebrews 6:10a)

SPIRITUAL TEACHING & LIFE APPLICATION

1. Serving Others

We are called to do God's work, and God remembers the work that we do throughout our lives. The Bible tells us that it is by grace that we have been saved through faith, which is not from ourselves but the gift of God, and not by works, so that no one can boast. For we are God's workmanship, created in Christ Jesus to do good works, which God prepared in advance for us to do (Eph 2:8-10).

As Christians, deep inside of us is a voice calling us to glorify God through good works. We need to let our light shine before men so that they may see our good works and glorify our Father in heaven.

To serve God is to serve others, which is the greatest form of love. Jesus Christ said, "A new commandment I give to you, that you love one another; as I have loved you, that you also love one another" (Jn 13:34).

Here are some ways we can serve God by serving others:

1. Help our family.

If we lovingly give of ourselves to our family members, and serve our parents with a heart of love, our acts will also be counted as service to God. Ask the students to make a list of things that they can do to help their family.

SCENARIO

Mary and her family have an agreement—every night, they take turns to wash the dishes. Tonight, it's Mary's father's turn. However, Mary knows that her father is especially tired from work today. He came home a little later than usual and looked wearied. Mary thinks to herself, "Dad had a long, busy day. He needs more rest. Since I'm free, I should help him clean the dishes tonight." In the end, Mary offers to clean the dishes for her father. Even though Mary could have used her time this evening to play with her sister, out of love for her family members, she helped her father instead.

2. Share our talents.

Each of us has been given talents from the Lord that we should develop and use to serve God and others. Examine yourself and see what talents you have. What are you good at? How can you use your talents to help those around you? Do you enjoy making cards? You could make a set of cards for someone who is sick. Are you good with tasks that use your hands, such as gardening, building, or organizing? You can help others with your skills to further develop your talents.

SCENARIO

Stephen is very gifted in art. He's naturally talented and creative. This Saturday, all of his RE teachers are staying after Sabbath service to redecorate the RE classroom. Stephen really wants to help them—to offer his ideas and also to serve God. Stephen has come up with many ideas to redecorate the RE classroom and wants to share them with his teachers. The night before Sabbath, Stephen asks his mom for permission to stay after church to help his teachers. His mom agrees and is elated and proud of him for his heart to serve God with his talents. On the Sabbath, Stephen works with his teachers to redecorate the RE classroom beautifully. Everyone is grateful that Stephen helped and gave lots of creative ideas.

3. Give tithes and offerings.

Money from offerings is used to build God's kingdom on earth. Contributing financially to God's work is a great way to serve God. Your offering will help the hungry, thirsty, naked, stranger, sick, and afflicted (see Mt 25:34-36).

SCENARIO

Tina is only in E1, and she doesn't have any money except for her weekly allowance. Usually, Tina spends her allowance on snacks and toys that she likes. She's been saving up for a book that she really wants, too. Last Sabbath, the church made an announcement that they are raising money for a new chapel. Tina knows that this is a good chance to serve God by offering her money. The church is in need of financial support. Even though Tina really wants her book soon, she decides to offer all of her savings towards the new chapel and start saving for the book from the beginning again. She's very happy that the house of God is expanding, and she is excited for when she can visit the new chapel and observe the Sabbath there.

Even though Tina knew that what she offered was only a little, she felt very joyful that she did her best to help the church. God delights in a sincere heart and will remember Tina's generous contribution to the new chapel.

4. Be the salt and the light.

Let your actions and deeds shine through every day at school and with your friends! Always show your Christian character and give God the credit. We can start in our own church. For example, we already do our part to keep the classroom clean, but what about the rest of the church? We need to treat it as our own home. If you see trash on the ground, pick it up and throw it away. God will remember that. Always watch and see if there's anything you can do to help. No matter how small the task, God will remember your deed. Remember, it is the little things in life that matter!

SCENARIO

Christine loves to help others. Everyone knows her as a good Christian. Her friends respect her because of her honesty and trustworthiness. Sometimes, her friends will even ask Christine to help settle their disputes because everyone trusts Christine and her opinions.

One time, Christine's friend Amy was being bullied in school. Christine saw it and stood up for Amy. Later that week, Amy wanted to report this bullying to the school, but she was too scared to tell her teachers about it. She didn't know if her teachers would trust her or not. Therefore, Amy asked Christine for help. Amy knew that Christine always helps others. Also, Amy knew that the teachers viewed Christine as reliable. Finally, Christine went with Amy to their

teachers and reported the bullying. After that, Amy started going to church with Christine. Amy enjoyed learning about God and applying Christian principals to her own life. When Amy's mom saw the good behavior Amy had begun to exhibit, she marveled and also wanted to go to church with Christine's family. After a period of truth-seeking, both Amy and her mom got baptized into the True Jesus Church. Amy and Christine are now best friends and sisters-in-Christ. They always encourage each other to shine the light of Jesus through their actions and deeds. Together, they enjoy helping others even more. They also set a goal together to bring all of their mutual friends to church one day!

5. Pray for ourselves.

Prayer is a conversation with God. Even though you're young, you can tell God anything. Ask God for wisdom and maturity. Tell God your problems. Only God knows your heart and He will listen. As you pray more and seek Him more, you will become more like Him. Remember, God listens even at times when it seems like He's not. You can talk to God in your mind, on your knees, on the ride home, at school, at church, or anywhere else.

SCENARIO

Almost every other day, Alex would come home from school in a bad mood. He didn't even realize this himself until his little sister said to him, "I want a happy brother..." He realized that the reason he's always in a bad mood is because he's very easily angered. For example, he gets angry when someone accidentally steps on his foot, when the teacher doesn't end class on time, or when the school bus comes late. At home, he gets angry when his parents ask him to stop playing video games or to help clean up, and when his little sister takes a long time to understand what he's saying to her. Alex tends to remember these things for a long time, which puts him in a bad mood all the time. Alex recognizes that this is a problem. He wants to change this aspect of himself to make himself a better brother, a better person, and a better Christian! Therefore, Alex has kept this matter in his prayers every day. He prays to God:

"Dear God, I feel so disappointed with myself. You teach us not to hold grudges against others, but I often get angry over little things. I want to change that about myself. I want to be a better and happier brother for my little sister. I want people around me to see Jesus in me, rather than an easily angered person. Last, but not least, I want to be a better Christian for You. I know that You want to see that change in me—to see me become more loving and forgiving towards others. Lord, please help me make that change. I don't like the feeling of being angry, and I want to have control over the anger that dishonors Your name. May Your peace and love fill my heart, and Your Spirit move me to change. May all the glory be unto Your name. Amen.

6. Pray for others.

The Bible has many cases of people praying for others. The most striking example is Abraham's. He took the initiative to step forward before God on behalf of his neighbors in Sodom and Gomorrah. He cared enough to do it, even though he knew how thoroughly wicked they were and how furious God was with their behavior. Moses also stepped in when God was angry, praying for God's people and offering his own life to save theirs. Isaiah prayed with King Hezekiah to save the nation from being defeated and destroyed by the Assyrians, and the armies suddenly turned back. Nehemiah prayed to God to bring about the rebuilding of Jerusalem and of His people. As each of these prayerful men took their concerns to God, what they all had in common was compassion. They loved the people with God's love, and it burned in them so much that they dared to approach God for their sake. Do you have this kind of heart to pray for others?

SCENARIO

Last week, Kevin's cousin passed away in a tragic car accident. Henry, Kevin's best friend, has tried so many times to cheer Kevin up, but Kevin still seems very sad. Kevin has been very quiet, and he doesn't want to talk to anybody. Not knowing what more he can do, Henry offers a prayer to God for Kevin:

"Dear heavenly Father, the God of comfort! Kevin, my best friend, has been very sad lately because his cousin died. It must be very difficult for him. There is nothing I can do to bring his cousin back, but I know that You are able to comfort Kevin and his family, and give them the strength to overcome this immense loss. I can only imagine what it feels like to lose someone who is so close to you. Lord, please give Kevin's family the peace and strength to move forward. Kevin is my best friend and it really makes me feel sad to see him unhappy all the time. Kevin needs a lot of help and comfort to become happy again. Please watch over him and help him feel better soon. In Jesus' name, I pray. Amen."

Henry is a true friend of Kevin. Even though Henry didn't know what he could do to help Kevin, he sought God's help for him by praying. God loves listening to prayers of intercession. In this case, God will surely listen to Henry's prayer and help strengthen Kevin during this difficult time. After all, Henry did help Kevin!

Teachers, here are some ways to actively involve your students in prayer:

1. Ask students to lead the class in prayer.
 - Have your students make individual prayer journals in class. Then, provide time each week for them to record their personal prayer requests and answered prayers. The journals can be sent home at the end of the quarter and serve as a permanent reminder of God working in their lives.
 - Keep a class record of prayer requests and answered prayers.
2. Challenge your class to memorize key prayers in Scripture. Make sure the students understand the meaning of the passage. Use these verses during prayer time as a way to apply them.
3. Use a globe or world map to locate worldwide missionary trips and events as a way to increase the students' awareness of church work. Regularly pray for these events as a class to develop their compassion and love for believers in other parts of the world.

2. Learning from Others

Today's lesson is a prime opportunity to teach students about learning how to serve God by learning from others. It is important for your students to realize that learning from others actually makes us better servants, and it also builds up our relationship with our brothers and sisters. One of the ways to do this is to always see the good in others—to focus on their strengths and good attitudes rather than their weaknesses and shortcomings. And this takes lots of practice!

Everyone needs encouragement. By practicing seeing the good in others, slowly over time, we will learn to enjoy other servants of God by enjoying the ways others serve. And the more we enjoy the way others serve, the more we enjoy serving together. This attitude of positivity is encouraging and beneficial for everyone. The more we practice observing the good points in other servants, the more we build up our own good habits of serving God—thus, the more serving God becomes joyful and satisfying.

As a group exercise, have the students sit in a circle and have each student share one good point about the other students—good servant habits or attitudes that they have noticed about their friends around church. For example, one student may always come to church on time, one student may always have an offering ready for class, while another student may always help the teacher to put things away at the end of class.

If you do not have a large class, the students can practice observing other church members outside of their classroom to learn good servant attitudes. For example, they can observe the pastor who comes to visit their house to show care and love, the brother who always quietly takes out the garbage, or the sister who always washes dishes in the kitchen, and so on and so forth.

You can ask the students what they think when they see such workers in action in and around the church, and encourage them to follow in their good examples and to learn to enjoy and give thanks to God for such wonderful workers.

Encourage the students to practice seeing good around the church and in other brothers and sisters. This can become a lifelong gift you can give to your students.

HOMEWORK ANSWER KEY

1. False; Elisha was a farmer.
2. False; Elisha used Elijah's cloak to part the waters.
3. True
4. False; Elisha also saw a whirlwind and horses of fire.
5. Elijah
6. Bethel, Jericho
7. Fifty
8. horses
9. Answers may vary.

ACTIVITIES

1

Elijah or Elisha?

Objective: To help the students review the two different prophets.

Instructions: Read each statement carefully. Then circle the prophet that the statement is talking about. Some of the statements apply to both prophets.



I was the older prophet.

Elijah

Elisha

I was a young farmer before God called me.

Elijah

Elisha

Someone put a cloak around my shoulders.

Elijah

Elisha

God chose me to be His worker.

Elijah

Elisha

I left my family to learn to be a prophet.

Elijah

Elisha

I said, "I will not leave you."

Elijah

Elisha

I traveled to the town of Jericho.

Elijah

Elisha

I struck the water with a cloak so that I could cross the Jordan River on dry ground.

Elijah

Elisha

I once said, "Is there something I can do for you before I leave?"

Elijah

Elisha

I went up to heaven by a whirlwind.

Elijah

Elisha

I saw a chariot of fire and horses of fire.

Elijah

Elisha

I asked God for His power so that I could become His prophet.

Elijah

Elisha

2

Elisha Prays for Power

Objective: To create a sun catcher that will remind the students of the importance of praying to God for strength and power.

Materials

- Colored tissue paper
- Paper plate
- Scissors
- Glue
- Rulers
- Construction paper
- Hole punch
- Yarn
- Pencils
- Markers

Instructions

1. Using the paper plate, trace circles on both the tissue and construction paper and then cut them out.
2. Take the construction paper circle cutout and mark another circle inside it with a pencil. Ensure that there is about 1 inch from the edge of the outer circle to the edge of inner circle. Cut out the smaller circle without damaging the 1-inch rim or the inner circle. You will end up with a small circle and a rim.
3. Write "Pray to the Lord" on the rim.
4. On the smaller circle cutout, have the students trace one of their hands with a pencil. Then cut out the handprint.
5. Glue the tissue paper circle onto the back of the rim.
6. Glue the handprint on the front of the rim onto the tissue paper. You should now be able to see the handprint on the side of the rim that says "Pray to the Lord."
7. Punch a hole at the top of the rim and tie a piece of yarn through it.
8. Hang the sun catcher to remind you to pray to the Lord.

Note: The teacher may want to create a variation of this craft. The tissue paper could show the image of the handprint. Instead of cutting out an inner circle from the large circle, simply cut the handprint from the large circle. Now glue the tissue paper onto the back of the large circle, and the hand should be accented by the tissue paper. Students can still write "Pray to the Lord" on the circle on the front.

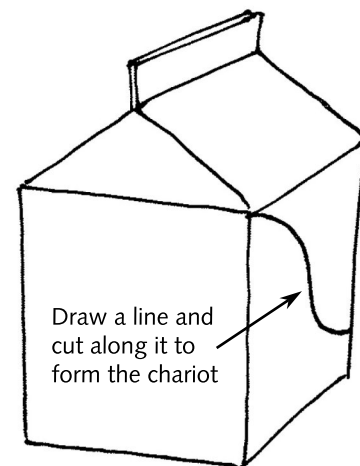
3



Chariot of Fire**Materials**

- One small milk carton (300 mL)
- Straws or pipe cleaners
- Glue
- Plastic bottle tops or stiff cardboard
- Paint and decorations for the chariot
- String (optional)
- Character cutouts
- Horse cutouts
- Clothing cutouts
- Red or orange cellophane (optional)


Instructions

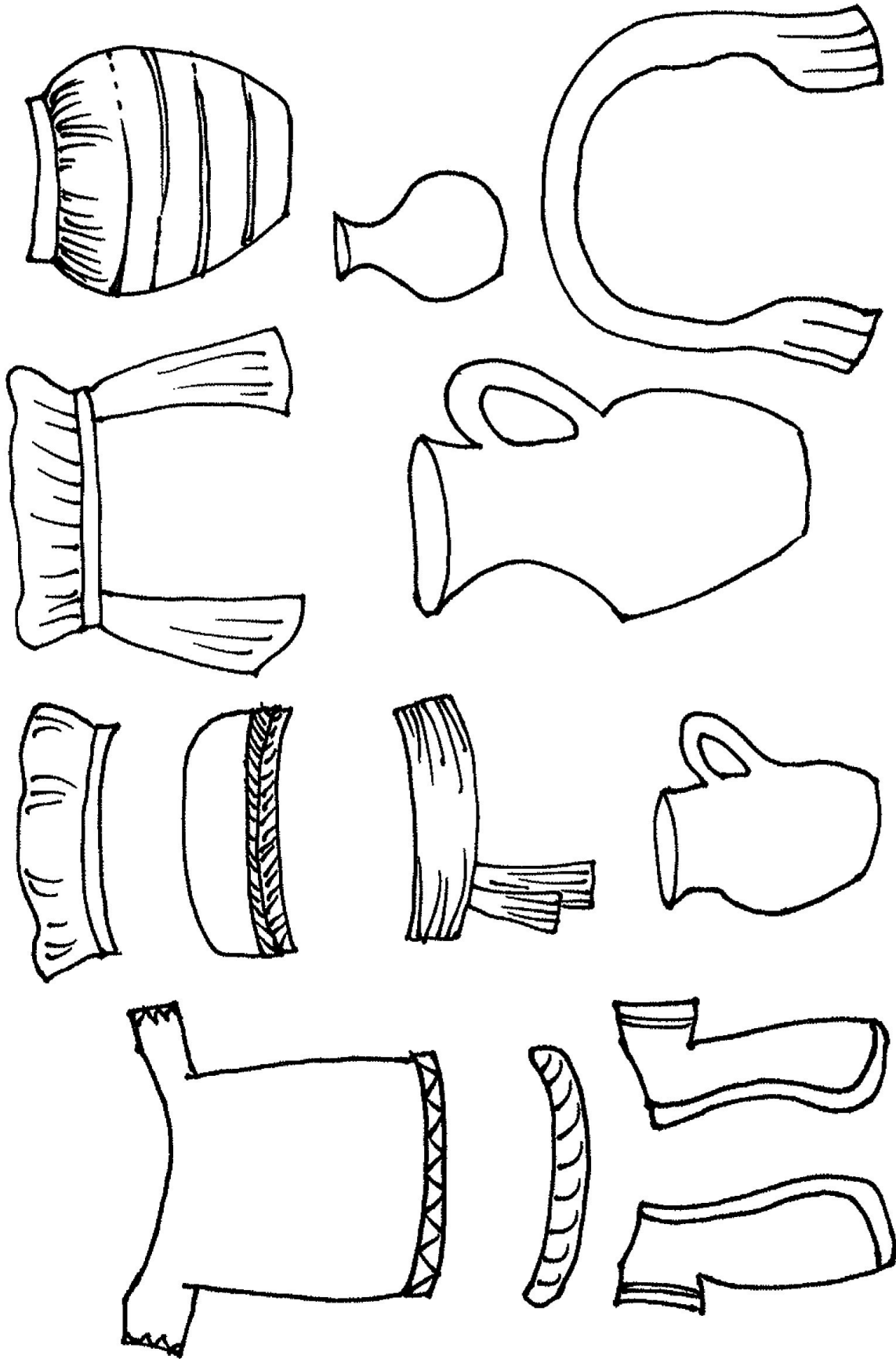
1. Cut the top and one side off the milk carton. Draw a curved shape along the left and right sides to create chariot sides. See diagram.
2. Paint and decorate as desired.
3. Print out both horse templates on stiff cardboard. Cut them out and color as desired. Fold the bottom rectangles out to form a stand. Glue the two sides of the horses together.
4. Attach two straws or pipe cleaners between the horses and either side of the chariot. Attach a string for reins, as desired.
5. Use two plastic bottle tops as wheels and glue to the sides. Alternatively, cut two circles out of stiff cardboard and glue them to the sides.
6. You can add red or orange cellophane for flames of fire.
7. Cut out the two characters (Elijah and Elisha) along with the clothes. Color the clothes and glue them onto the characters.











E1 Year 2 Book 2 Lesson 8—Elisha Works for God

Homework Assignment

Name: _____ Parent signature: _____ Date: _____

Bible Truth: God will remember the work of all of His workers.

Lesson Objective: To teach the students the importance of doing God's work and learning from other workers of God.

Bible Reading: Please put a check mark in the space when you complete the reading each day.

Prayer: Please put a check mark in the space provided on the days you prayed to God.

| | Sun | Mon | Tue | Wed | Thu | Fri | Sat |
|---------------|-----|-----|-----|-----|-----|-----|-----|
| Bible Reading | | | | | | | |
| Prayer | | | | | | | |

Memory Verse

Please write down this week's memory verse.

(Hebrews 6:10a)

What I Learned from the Bible This Week

1. _____
2. _____
3. _____

Homework Assignment

Understanding What You Have Learned

True or False

1. Elisha was a carpenter. _____
2. Elisha parted the waters of the Jordan River using his own cloak. _____
3. Elisha received a double portion of Elijah's spirit because he saw Elijah being taken up to heaven. _____
4. Elisha only saw a chariot of fire come down from heaven. _____

Fill In the Blank

5. The other prophets knew that _____ was going to be taken up to heaven by God that day.
6. Elijah and Elisha traveled together to _____ and _____.
7. _____ other prophets also witnessed what had happened.
8. Elisha witnessed a chariot of fire and _____ of fire from heaven.

Life Application

9. There are many things that you can do to help God. Write a letter to God explaining some of the things you can do to serve Him and His church—how would you do them and why would you do them?
