

This Teacher's Guide is dedicated to those
who serve God in the children's ministry.

May God continue to grant you wisdom
and strength to impact the future generations.



"But God demonstrates His own love toward us, in
that while we were still sinners, Christ died for us."

(Romans 5:8)

Elementary 1 Year 3 Book 4

Trust in God

Contents

Lesson Index	i
How to Use This Teacher's Guide	ii-iii
Your Teaching Procedures & Teaching with Music/Bible Dramatics	iv
Understanding Your Students	v
Memory Verses	vi

Lesson Index

Lesson 1	Good King Jehoshaphat
Lesson 2	King Joash Repairs the Temple
Lesson 3	Uzziah: From Royalty to Leprosy
Lesson 4	King Hezekiah Worships God
Lesson 5	King Josiah Finds a Scroll
Lesson 6	Ezra the Scribe
Lesson 7	Nehemiah Rebuilds the Walls
Lesson 8	The Sacrament of Water Baptism
Lesson 9	The Sacrament of Footwashing
Lesson 10	The Sacrament of Holy Communion
Lesson 11	The Transforming Power of the Holy Spirit
Lesson 12	The Sabbath Day of Rest
Lesson 13	Review

All Scripture is quoted in NKJV.

Always pray for your students and pray for the wisdom to teach!

Welcome to the world of six to eight-year-olds!

This is a wonderful age range to be teaching, as students are beginning to mature and understand more about the world around them. However, they haven't all grown up yet and still need your gentle nurturing to guide them.

Although your students are beginning to read, they still learn in a variety of ways, including visually, kinesthetically, and aurally. This means that it will be very important to use pictures and hands-on experiences as you tell the story in order to meet the needs of all the students in the classroom. Visuals are always good reminders at any level because it helps the students make connections to the story and retain information. Hands-on activities will help the students to internalize the lessons and make them more meaningful. For example, the students can be involved in making the scenes for the days of creation. This will help them remember what happened much more so than just through a telling of the story. It is also vital to ask students to share what they have learned at the end of each lesson. By letting your students retell the information they have heard, you will be able to see what they really understood, and what might need to be revisited before you move on. Knowledge and learning need to be built upon what they have already grasped. Only then can the students build on their experiences and make the proper connections in future lessons. Furthermore, since they are learning to read, it is vital to ask students to read at least one verse from the Bible each week during class time. You can assist them if they are having difficulty with **vocabulary** words, but this is the time to help them practice turning to the right section of the Bible they are studying. This is a great habit to build up now.

This book is designed to be teacher-and-student friendly, and each lesson follows the same structure. As in all of the textbooks, there are sections before the start of the lesson that give relevant Bible background information. Take the time to review the **Before You Teach** and **Understanding Your Students** sections to familiarize yourself with the teachings since your students are more sophisticated and require more than just an overview of the Bible story. Occasionally, there will be some teaching ideas included. These are simply suggestions you may want to consider as you prepare your lesson. Of course, you can adapt them as needed for your class and students. The story section is a retelling of what is recorded in the Bible.

*“Him we preach,
warning
every man
and teaching
every man
in all wisdom,
that we may
present every
man perfect in
Christ Jesus.”*

—Colossians 1:28

Vocabulary

Before You Teach

Understanding
Your Students

You are encouraged to read it through, but remember to be ready to share the words of God, and not to literally read from the pages of this guide. Please also review the story by using the questions provided in the **Check for Understanding** section. This will give you a good idea of how much the students understand. You can ask each question directly or use other creative ways to have students share their answers.

Check for Understanding

A key indicator to a successful lesson is what the lesson means to each student. What have they walked away with and how can they apply what they have learned? The lesson is not complete until you have shared the discussion questions found in the **Spiritual Teaching and Life Application** section. You want your students to leave the class with the feeling that they want to draw even closer to God through specific actions they can take. Help them make goals and be sure to encourage them in their efforts.

Spiritual Teaching & Life Application

The last thing you will need to consider for class time is which **activities** will be best for your group of students. Each lesson contains several from which to choose. Again, depending on the time and the abilities of your class, you may choose to do one or two to reinforce the teachings of the lesson.

Activity

Since your students are learning to read and write, this guide has included a **Homework Assignment** section. This serves to remind the students of God's word at home during the week. There is **no** separate student workbook so you are encouraged to photocopy the homework sheets. The students can store their work in a binder or file folder. You can provide homework each week for them to insert in their folder or reproduce all twelve lessons at the beginning of each new quarter. Review the homework before they leave class so that the students are aware of what to complete and how to do it. You may need to brainstorm ideas for the life application questions so that the students have something to build on when they return home. All teachers need to consistently check homework to make this a useful tool and a good extension of the teachings. The students are also encouraged, via the homework assignment, to develop a daily Bible reading and prayer devotional time. Be sure the parents are aware of this expectation. A partnership between the teachers and parents will greatly facilitate the growing faith of the students.

Homework Assignment

Remember that your students are still growing. There are so many things they can do independently, but there are areas where they need extra support. Take time to get to know each of your students so that you can meet their needs. Most importantly, remember to allow time for yourself to grow closer to God as you help your students develop their relationship with Him!

You can't do **MORE** for your students until you have knelt down and **PRAYED** for each of them daily.

“Not by might nor by power, but by My Spirit,” says the Lord of hosts.”

—Zechariah 4:6

YOUR TEACHING PROCEDURES

1

Hymnal Worship (10-15 minutes)

Purpose: To help the children praise God through hymnal worship.

Procedure: Always start a session in the name of our Lord Jesus. The teacher or assistants will then lead the children in simple hymns or action rhymes.

Be Prepared

Be Organized

Be Flexible

2

In-Class Worship (15-20 minutes)

Purpose: To let the children hear a Bible story and respond to its teachings.

Procedure: Say a short prayer in the name of our Lord Jesus. There are 3 steps in the In-Class Worship Procedure. They are:

- 1) Bible Story
- 2) Check for Understanding
- 3) Spiritual Teaching and Life Application

Do not forget to explain the key vocabulary words and practice the memory verse which are listed in each lesson.

3

Bible Learning Activity (10-15 minutes)

Purpose: To help your students become familiar with the word of God is part of a teacher's mission, but an equally important part of the job is helping the students put the word of God to work in their own lives. The activities have been planned to encourage your students to act upon what they have learned.

Procedure: Let the students work on the Student Activities. If the activities require group involvement or cutting and pasting, be sure to have assistant teachers. We have come up with a variety of activities as well as optional ones. Please see what suits your students' needs. End the activity with a concluding prayer.

Teaching with Music

Do your students seem to enjoy music more than the lesson itself? Music can be an effective teaching technique within a lesson.

- Hymns that tell stories can enhance your lessons.
- Many students learn more easily if they can "feel" the material you are teaching. Choose hymns with motions and physical movement.
- Students who do not show emotion easily may find it easier to express themselves through hymns.

Keep these in mind when using music with your students:

- Learn the hymns before you teach them.
- Sing the new hymn to the students before you have them sing it.
- Sing the hymn in a variety of ways—assign parts, use rhythmic instruments, move around, and so on.

Teaching with Bible Dramatics

- Playacting can make Bible stories come alive for the students.
- Let the children volunteer for the roles they want.
- Encourage students to think about the mood, the setting, the characters, and their expressions and motives. They all contribute to making the story come alive.
- Encourage creativity. Acting out Bible stories can help students see the story and characters in a new way.

UNDERSTANDING YOUR STUDENTS

Elementary 1 (Ages 6-8)

Characteristics	Pedagogic Application
<p>Body</p> <ol style="list-style-type: none"> 1. Still developing/growing, though the pace is slowing 2. Still get tired easily 3. No longer play alone; can adapt to group games or activities 	<p>Increase levels of difficulty in activities as the students become more able physically Do not stretch one activity for too long; find a balance between times of quietness and action Encourage student involvement with more cooperative group games; show respect to everyone</p>
<p>Mind</p> <ol style="list-style-type: none"> 1. Have strong sense of imagination 2. Still think according to words on paper; cannot accept abstract ideas 3. Concept of space and time is still limited 4. Reading ability is gradually strengthening 5. Have excellent memory 6. Deductive thinking is still limited 	<p>Encourage the use of imagination, but help students to discern fact from fiction Use familiar similes and parallels to which students can relate, just like how Jesus used the familiar to teach the unfamiliar Be careful when describing time and space Encourage the reading of books that promote spirituality Encourage the memorization of Bible verses Repeat content regarding abstract terms and truths</p>
<p>Mood</p> <ol style="list-style-type: none"> 1. Very sensitive; can have outbursts of emotion 2. At the adorable stage: like to please teachers and receive praise 3. Full of compassion and care for others 4. Still tend to fear and withdraw 	<p>Get excited or saddened easily Easy to discipline, but pay special attention to giving praise and encouragement Nurture students to help, serve, and treat others fairly Provide a sense of security</p>
<p>Social Skills</p> <ol style="list-style-type: none"> 1. Make friends easily 2. Like to please adults 3. Like to cooperate and do not like to compete 4. Have good social skills; desire acceptance from others 5. Still like to quarrel with friends; always change their best friends 	<p>Help them to establish friendships Establish a student-teacher relationship Promote cooperation by offering group projects/activities Be careful not to promote hypocrisy when teaching Place emphasis on teaching students to love one another; encourage a giving spirit instead of a selfish one</p>
<p>Spirituality</p> <ol style="list-style-type: none"> 1. Have a simple faith, are interested in a life of faith; will initiate prayer 2. Curious about death and heaven 3. Like to attend RE classes 4. Are learning to differentiate between real biblical stories and fictional fairy tales or legends 5. Are learning the moral teachings of good and evil 6. All spiritual experiences come from imitating adults 	<p>Use a systematic way of teaching faith and the truth; encourage prayer Simply explain the truth of salvation Nurture their interest in Bible reading and church activities Emphasize that the Bible contains the words of God and is not a common book, but one inspired and written by God Emphasize the moral aspects of the Bible Set a good example; share more spiritual experiences with students</p>

MEMORY VERSES

E1 Year 3 Book 4

June, July, August

1. "Do not be afraid nor dismayed [...] for the battle is not yours, but God's." (2 Chronicles 20:15)
2. "Serve the Lord with gladness; come before His presence with singing." (Psalm 100:2)
3. "A man's pride will bring him low, but the humble in spirit will retain honor." (Proverbs 29:23)
4. "God is Spirit, and those who worship Him must worship in spirit and truth." (John 4:24)
5. "Be doers of the word, and not hearers only." (James 1:22a)
6. "How sweet are Your words to my taste, sweeter than honey to my mouth!" (Psalm 119:103)
7. "I can do all things through Christ who strengthens me." (Philippians 4:13)
8. "And now why are you waiting? Arise and be baptized, and wash away your sins." (Acts 22:16a)
9. "For the word of God is living and powerful, and sharper than any two-edged sword." (Hebrews 6:12a)
10. "If I do not wash you, you have no part with Me." (John 13:8b)
11. "He saved us, through the washing of regeneration and renewing of the Holy Spirit." (Titus 3:5)
12. "Then God blessed the seventh day and sanctified it, because in it He rested from all His work which God had created and made." (Genesis 2:3)

LESSON 1

GOOD KING JEHOShAPHAT

BEFORE YOU TEACH

King Jehoshaphat

After the death of Solomon, the kingdom was divided into two: Israel in the north and Judah in the south. Judah consisted of only two tribes: Judah and Benjamin. Jehoshaphat was the fourth king of Judah, reigning from 873 to 848 BC. Overall, he was a godly king who followed King David's example, sought God, obeyed His commandments, and carried out religious reforms. He removed the pagan altars and idols from Judah and set up a program of religious education for the whole nation. Later, he appointed judges in all the major cities to ensure justice throughout the land. He also had many military victories because he knew how to rely on God. When he faced his enemies -- the Moabites, Ammonites, and Meunites -- he led the people of Judah in a fasting prayer of praise and petition. God heard King Jehoshaphat's prayer and defeated Judah's enemies even before they had to go into battle. God established Jehoshaphat's kingdom and showered him with riches and honor.

Despite his many virtues and achievements, Jehoshaphat did make a few mistakes in his lifetime. First, he formed an allegiance with Ahab, the evil king of Israel, by allowing his son Jehoram to marry Ahab's daughter, Athaliah. Second, towards the end of his reign, Jehoshaphat formed a partnership with Ahab's son Ahaziah to build ships.

UNDERSTANDING YOUR STUDENTS

When faced with the threat of war, Jehoshaphat turned to God. He knew that he had no control over the situation and that only God could determine the outcome. He led the people of Judah in a fasting prayer for God's guidance. Their prayers were heard and answered. Their enemies ended up fighting and killing one another, so Judah did not have to go to war.

Students can learn from Jehoshaphat's humility before God and his method of praying. In his prayer, he acknowledged God's sovereignty and realized that the battle was God's and not his own. He also recognized his own weaknesses and relied completely on the Lord. Lastly, he praised God and waited patiently for His deliverance.

Students can learn to trust God in all matters, no matter how small and unimportant they may seem. Even though your students may not be fighting physical wars, they face everyday battles, such as temptations and peer pressure. Remind students that if God was willing and able to help King Jehoshaphat defeat such a large army of enemies, how much more would He be able to help them with their day-to-day challenges. Encourage them to ask for God's help because He will fight for them in ways they can't even imagine. Remind them that everything is in the hands of God and He always triumphs over all.

BIBLE TEXT

2 Chronicles 17:1-6; 20:1-30

BIBLE TRUTH

God delivered King Jehoshaphat from his enemies.

LESSON OBJECTIVE

To trust and rely on God in all things.

MEMORY VERSE

"Do not be afraid nor dismayed for the battle is not yours, but God's."

(2 Chronicles 20:15)

PRAYER

In the name of the Lord Jesus Christ, we pray. Lord Jesus, we give thanks for Your daily protection. We know we have Your Spirit in us to lead us. Please help us in times of weakness and deliver us from all evil, like You did for King Jehoshaphat. Let us learn to rely on You more and pray to You with the right attitude. We want to give all glory to Your name in everything that we do. Praise the Lord. Hallelujah! Amen.

VOCABULARY

Levite: an Israelite responsible for religious duties (i.e., looking after the tabernacle, and later on, the temple)

BIBLE STORY

Jehoshaphat Is King

After King Solomon died, the Israelites fought over the kingdom. Eventually, it was divided into two kingdoms, with Israel in the north and Judah in the south. These two kingdoms were mostly ruled by evil kings who did not follow God's commands and led the people to worship idols. However, the kingdom of Judah did have a few good kings. One of these good kings was King Jehoshaphat. He trusted God and did what was right. He followed King David's example, sought God, obeyed His commandments, and destroyed idols and their altars. He helped the people and taught them about God. Because he obeyed God, God protected him, helped him win many battles against Judah's enemies, and blessed him with riches and honor. For a while, the land of Judah enjoyed peace.

The Enemies Attack

One day, some messengers came with urgent news to tell King Jehoshaphat. They cried out, "A huge army is headed this way! There are more soldiers than we can count and they are planning to attack us!"

Everyone, including the king, was frightened by the news. Their enemies, which included people from Ammon, Moab, and Mount Seir, had joined together to attack the people of Judah. The enemies had a large and powerful army, while Judah only had a small army. Judah could not possibly fight against such great numbers. Boys and girls, can you imagine how scared the people of Judah must have been at this time? What were they going to do?

But, just as everyone was wondering and panicking, King Jehoshaphat remembered how God had helped him before. Even though the enemies were much stronger this time, he knew that God could protect the people of Judah better than any army ever could. King Jehoshaphat knew that victory was in God's hands. His best weapon was not a large army, but prayer. The king spoke to his officials, "Go and tell the people of Judah to join me in fasting and prayer."

King Jehoshaphat Leads His People in Prayer

Although the people were afraid, they listened to King Jehoshaphat and gathered at the temple to pray. People from every town in Judah came to seek the Lord and crowded into the temple's courtyard.

King Jehoshaphat led the people in prayer. "Dear God," prayed the king. "You are a great God and the ruler of heaven and of earth. You have delivered us in the past,

and we have built this temple so that we can pray to you when we are in trouble. We are in great trouble now. We don't have the power to face such a huge army, but our eyes are on You. Please hear our prayers and save us."

Everyone prayed with the king and asked God to help them. How wonderful it must have been to see so many people united in prayer in God's temple! This powerful prayer reached God.

After the prayer, someone spoke up. He was a Levite named Jahaziel. The Spirit of God filled him and he had an encouraging message for the king and the people.

Jahaziel announced, "Listen to me. God says not to be afraid. The battle is not yours but God's. Go out tomorrow to meet the army. You will not have to fight them. God will be with you and He will take care of everything. Stand firm and see how God will deliver you from your enemies."

The people knew that God had heard and answered their prayers. Whatever God prepared would be the best solution, so they accepted God's instructions. After Jahaziel finished his message, everyone bowed down to worship, praise, and thank God.

The Enemies Battle

Early the next morning, King Jehoshaphat organized the people before going out to meet their enemies. The king chose some people to march in front of the army singing and praising God.

Before they set out, King Jehoshaphat reminded them of God's protection. "Believe in God and believe in His prophets," the king said. "If you do, He will establish us and we will prosper."

Everyone was encouraged by the king's words and knew that they could trust God. As the army marched towards the battle, the people began to sing and honor God, saying, "Praise the Lord, for His mercy endures forever." Even though they didn't know what to expect, they knew God would guide them, so they marched on courageously.

While King Jehoshaphat's army was heading towards the battle site, the enemies were also getting ready to fight. However, God set ambushes against all these armies, which caused them all to fall. First, the armies of Moab and Ammon started fighting against the army of Mount Seir. Second, when the Moabites and Ammonites had completely killed and destroyed the army of Mount Seir, they started fighting each other.

Everyone Praises God

In the meantime, the army of Judah marched on. Eventually, they reached a place that looked over the wilderness where they would battle their enemies. Everyone could hardly believe their eyes. Their enemies were all dead. Not one of them had escaped. Judah had won the battle even before it started. Aside from this victory, God had one more surprise in store for the people of Judah. Among the dead bodies lay valuables and treasures. There was so much, it took the people three days to gather all the treasures that God had given them.

When they had gathered all these treasures, the people of Judah remembered how God had fulfilled His promise

to them. He had defeated their enemies before the army of Judah even stepped into battle. They praised and worshipped the Lord in the Valley of Berachah. Boys and girls, if any of you have ever experienced God's protection and blessing, you can imagine how happy the people of Judah must have felt.

King Jehoshaphat and all the people returned joyfully to Jerusalem, singing all the way back to the temple of God. When other kingdoms heard about this amazing deliverance by God's hand, they feared God and didn't dare to invade Judah. Because God listened to their prayer and saved them, King Jehoshaphat and his people were able to live in peace for a long time.

CHECK FOR UNDERSTANDING**Fill In the Blanks and True or False**

1. King Jehoshaphat was the king of _____ (Judah).
2. When King Jehoshaphat learned about the attack, he told the people to join him in _____ (prayer).
3. As the army marched to the battlefield, the people sang _____ (praises) to God.
4. When the army of Judah reached a place that overlooked the wilderness, they found that their enemies had gone home. False; they found that all their enemies were dead.
5. Why did God answer the prayers of King Jehoshaphat and the people of Judah? They prayed in unity, remembered what God had done for them in the past, and trusted that He would listen to their humble and sincere prayers.
6. The army didn't have to fight because God protected them. True.
7. Name three good things that King Jehoshaphat's did as king of Judah. He obeyed God's commandments, taught others about God, and destroyed idols.

MEMORY VERSE PRACTICE

Please reinforce the memory verse every week.
You can practice the memory verse with your students anytime during class.

"Do not be afraid nor dismayed for the battle is not yours, but God's." (2 Chronicles 20:15)

HOMEWORK ANSWER KEY

1. Jehoshaphat
2. fast
3. Jahaziel
4. Berachah
5. A
6. Do not be afraid. The battle is not yours, but God's.
7. They sang and praised God.
8. He made it so that they fought and killed one another.
9. He answered their prayer. He protected them from their enemies. He won the battle for them. He gave them their enemies' treasures. He made them joyful. He gave them peace in the land.
10. Answers may vary.

SPIRITUAL TEACHING & LIFE APPLICATION

Spiritual Teaching (1)

King Jehoshaphat was a dedicated follower of God. He reminded the people to turn to God, to pray to Him, and to completely trust in God.

Mark 11:24 tells us that “whatever things you ask when you pray, believe that you receive them, and you will have them.”

When we believe that we receive the things we ask for in prayer, it means our faith is pure. By having such a pure faith, we can often experience God's abundant blessings and receive the things we pray for, if they are in accordance with God's will. Jesus said, “If you have faith as a mustard seed, you will say to this mountain, ‘Move from here to there,’ and it will move; and nothing will be impossible for you” (Mt 17:20).

Do you know what the opposite of faith is? It is doubt! Doubt is the greatest barrier in prayer. It can be likened to turbulent waves that are tossed about by the wind. When we have doubt, our mind is not like a calm sea, but rather a tumultuous storm. We cannot concentrate, because doubt interferes with our determination in prayer. Therefore, we must remember to have a pure faith without doubt.

If we have faith, we have the passport into the kingdom of God. It is a stairway which led to heaven in Jacob's dream—with one end on earth and the other end stretching upward to heaven. Through this stairway of faith, not only can our supplications reach God, but God's grace can also shower down on us abundantly.

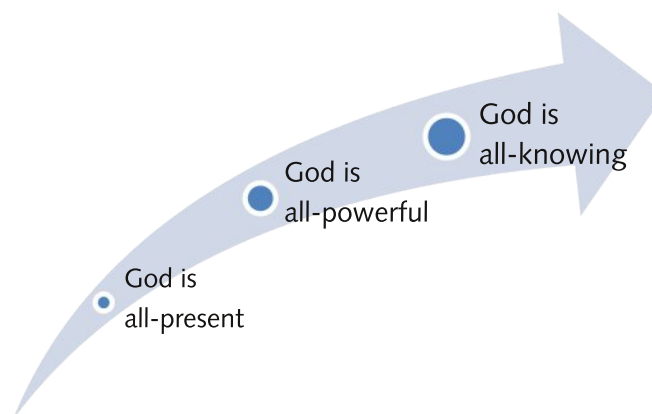
Do you remember when you were younger? You probably rejoiced when your parents promised to give you gifts, right? Although we never knew where the presents were or when they would be given, in simple faith, we trusted that our parents would keep their promise! This is the same kind of simple faith that we should have in God.

What does trusting in God mean?

It means having a simple faith, believing in God's word and His power, and completely trusting in Him.



Why do we need to pray to God to help us overcome the impossible?



Spiritual Teaching (2)

The Lord's Army

We were all chosen by God, called out from among the people of the world, and baptized into Christ. We are soldiers of the Lord! The Lord's army cannot be compared with the ranks of worldly armies. Rather, God's army is separate from the world!

A soldier's duty is to protect the nation, so a soldier should be brave and strong! Christian soldiers must be loyal to Jesus in order to gain victory for God's glory. They should also rely on God in every battle. Our enemy, the devil, is ferocious; we must not take this spiritual war lightly. We must fight it with the sword of the Spirit.

Life Application

Put on the whole armor of God! The Bible tells us that we must put on the whole armor of God. The sword of the Spirit is the weapon that we wield! When we wield the sword of the Spirit, what do we use to fight? We fight with the word of God!

1. What is the word of God?

"Your word is a lamp to my feet and a light to my path." (Psalm 119:105)
God's word—the Holy Bible—is the ultimate tool in learning how to live wisely!

"Sanctify them by Your truth. Your word is truth." (John 17:17)
God's word is truth, plain and simple. We can have perfect confidence in the fact that His word is accurate. When followed, God's word guides us without fail in the paths that we need to walk.

We can be destroyed because of our lack of knowledge about God (Hos 4:6), but we will be blessed if we hear and keep the word of God (Lk 11:28). The knowledge is not just for us. We have to be ready to answer when other people ask us questions about our faith (1 Pet 3:15).

2. Why a sword?

"For the word of God is living and powerful, and sharper than any two-edged sword, piercing even to the division of soul and spirit, and of joints and marrow, and is a discerner of the thoughts and intents of the heart." (Hebrews 4:12)

The all-powerful sword of the living God is able to cut through every defense our enemy can raise—down to the very division of bone and marrow. As soldiers in God's army, it is our responsibility and duty to use His word to discern the truth and then follow it. When God's word shows us something wrong in ourselves, we can use this spiritual weapon to remove the offending thoughts and actions (2 Cor 10:4-5).

Notice that Jesus Christ used the Bible to counter Satan's attacks (Mt 4:4, 7, 10). We must also learn to live "by every word that proceeds from the mouth of God" (Mt 4:4).

[Teachers: Hand out the worksheet on the next page and ask students to complete it. Go over it with the students after they have finished it.]

Life Application Worksheet Answer Key


1. "Remember the Sabbath day, to keep it holy." (Ex 20:8)
2. "But, speaking the truth in love." (Eph 4:15)
3. "Be self-controlled." (1 Pet 1:13 NIV)
4. "Obey your parents in all things." (Col 3:20)
5. "Pray without ceasing." (1 Thess 5:17)
6. "In your anger, do not sin." (Eph 4:26 NIV)

Fighting with the Sword of the Spirit

Instructions: Look at the following scenarios and help the children fight with the word of God by choosing the right Bible verses for them.

Bible Verses

- "Pray without ceasing." (1 Thess 5:17)
- "In your anger, do not sin." (Eph 4:26 NIV)
- "But, speaking the truth in love." (Eph 4:15)
- "Obey your parents in all things." (Col 3:20)
- "Remember the Sabbath day, to keep it holy." (Ex 20:8)
- "Be self-controlled." (1 Pet 1:13 NIV)




1. Betty's best friend Susan is having a special end-of-the-school-year pool party at her house on Saturday afternoon. Betty is thinking about asking her mother if she can attend only half of Sabbath day, miss the afternoon RE class and go to the party at lunchtime. But she knows this is not right.

Which verse does Betty need?

2. Julie's mother baked some chocolate chip cookies on a Sunday morning, and she specifically asked Julie and her older brother not to eat any of them until after lunch. When Julie's brother finished practicing his piano around 11 AM, he was so hungry that he went in the kitchen and took two pieces. When he was eating, Julie came in the kitchen and saw what her brother was doing. Julie's brother became so worried and told her not to tell their mother anything. He was afraid that he would get into trouble.




Which verse did Julie need?



3. John wanted to play video games for another hour at his friend's house. But, his mother told him that one hour was enough and that he needed to come home.

Which verse did John need?



4. June is lazy sometimes and her mother has been telling her to clean up her room. Today, when June came back from school, her mother told her that there was no school tomorrow due to a teacher's conference and that June needed to clean her room. However, June just wanted to play.

Which verse did June need?



5. It was time for RE prayer, but Mark didn't really want to go to the chapel and pray with all the students and teachers. He was trying to delay going into the chapel by hiding in the bathroom.

Which verse did Mark need?



6. It was tennis practice time again on Sunday and Ethan was very excited when he woke up. However, just one hour before they were going to leave for practice, his coach called and cancelled the class due to an impending storm. Ethan was very upset and stormed back to his room.

Which verse did Ethan need?

ACTIVITY

1

Guess Who? Guess What?

Objective: To review the story of King Jehoshaphat.

Materials

- Construction paper in two colors
- Marker
- Watch or timer
- Bell

Preparations

1. Cut the construction paper into the size of index cards. Make 10 cards per color (more if you have a larger class size).
2. On one set, write "Who?" On the other set, write "What?"
3. Fill out the back of the cards based on the list below, or come up with your own key words related to the Bible story.

Who?

King Jehoshaphat
 God
 Ammonites
 Moabites
 Messengers
 Army
 Jahaziel

What?

Praying
 Fighting
 Fasting
 Marching
 Singing
 Temple
 Battle

Instructions

1. Place the cards on the table with the "Who?" and "What?" sides facing up.
2. Divide the class into two groups.
3. Call one student from each group to come up to the front.
4. The two students play rock, paper, scissors. The winner selects a card from one of the stacks.
5. Once the student reads the card, the student has 30 seconds to act out or draw the word. Keep the time on a watch or timer, and ring the bell when the 30 seconds are up.
6. That student's team gets two tries to guess the word. If they guess correctly, they receive a point. If they do not guess correctly, the opposing team has one chance to guess.
7. Repeat steps 3-6 until all the cards are used up or all students have competed at least once.

2

Joyful Noisemaker

Objective: To make a musical instrument that can help students remember to sing praises to God at all time.

Materials

- Construction paper
- Single hole punch
- Markers
- Chenille wires
- Scissors
- Jingle bells (six per student)
- Thick paper plates
- Craft knife

Preparations

1. Before class, use a craft knife or scissors to cut an opening at the top of each paper plate to use as a handle.
2. Cut chenille wire into 2-inch (5 cm) strips, six per student.
3. Punch six evenly-spaced holes around the edge of the plate.

Instructions

1. Provide a paper plate for each student.
2. Ask students to cut out various small shapes and sizes from the construction paper.
3. Glue the shapes onto the back of the plate.
4. Thread a short strip of chenille wire into a bell. Then, thread the wire holding the bell through one of the six holes along the edge of the plate. Next, twist the ends of the wire together to secure the bell. Repeat this process for each of the remaining bells.
5. Select one or two hymns to be sung as a group. Students can use their "joyful noisemaker" as they sing.
6. Encourage the students to praise God all the time.

E1 Year 3 Book 4 Lesson 1—Good King Jehoshaphat

Homework Assignment

Name: _____ Parent signature: _____ Date: _____

Bible Truth: God delivered King Jehoshaphat from his enemies.**Lesson Objective:** To trust and rely on God in all things.**Bible Reading:** Please put a checkmark in the space when you complete the reading each day.**Prayer:** Please put a checkmark in the space on the days you prayed to God.

	Sun	Mon	Tue	Wed	Thu	Fri	Sat
Bible Reading							
Prayer							

Memory Verse

Please write down this week's memory verse.

(2 Chronicles 20:15)

What I Learned from the Bible This Week

1. _____
2. _____
3. _____

Homework Assignment

Understanding What You Have Learned

Unscramble the Word

Jahaziel Berachah Staff Jehoshaphat

1. _____ King AJHOSEHPHTA was a good ruler in the kingdom of Judah.
2. _____ People from every town in Judah gathered to SATF and pray.
3. _____ The Spirit of God came upon ALIHAIJE to encourage everyone.
4. _____ The people of Judah praised God in the Valley of REBCHAHA.

Multiple Choice

5. ____ : What three places did Judah's enemies come from?
 - a. Ammon, Moab, and Mount Seir
 - b. Ammon, Moab, and Mount Sinai
 - c. Ammon, Moab, and Mount Serra

Short Answer

6. What instructions did the Spirit of God speak through the Levite?

7. What did the people of Judah do as they marched to battle?

8. How did God win the battle against the enemies of Judah?

9. List at least three ways God helped the king and his people in this story.

Life Application

10. If King Jehoshaphat and the people of Judah had not prayed to God and God had not been a part of this story, what could have happened? Write two or three sentences giving this story a different ending.

LESSON 2

KING JOASH REPAIRS THE TEMPLE

BEFORE YOU TEACH

A Divided Kingdom

After the reign of Solomon, the kingdom split in two, just as God had revealed. The two tribes of Judah and Benjamin made up the southern kingdom of Judah. Sometimes, they were referred to as one tribe, because they shared a border and Benjamin was relatively smaller. Judah was led by Solomon's son, Rehoboam, and David's kingdom was passed on through this bloodline. The northern kingdom of Israel consisted of the remaining ten tribes. Israel was led by Jeroboam, a general who had once served under Solomon and rebelled when Rehoboam came into power. The kingdom of Israel produced a great number of evil and corrupt kings.

Rulers of Judah

These dates are based on E.R. Thiele's writings, other authorities differ. Several reigns overlapped because some kings ruled jointly with their families. All dates are BC.

Rulers of Judah

1. Rehoboam	930-913	11. Jotham	750-732
2. Abijam	913-910	12. Ahaz	735-715
3. Asa	910-869	12. Hezekiah	715-686
4. Jehoshaphat	873-848	14. Manasseh	697-642
5. Jehoram	853-841	15. Amon	642-640
6. Ahaziah	841	16. Josiah	640-609
7. Athaliah	841-835	17. Jehoahaz	609
8. Joash	835-796	18. Jehoiakim	609-598
9. Amaziah	796-767	19. Jehoiachin	598-597
10. Azariah	792-740	20. Zedekiah	597-586

Joash

Joash, also known as Jehoash, was one of Ahaziah's sons. After Ahaziah died, Joash had the right to the throne, but was unable to immediately succeed his father because of his grandmother, Athaliah. She had been married to Jehoram, Ahaziah's father. When Athaliah found out that her son Ahaziah had died, she saw the opportunity to secure the throne for herself. She ruthlessly murdered her grandsons so that no one would be able to challenge her authority (2 Chr 22:10). However, Jehosheba, Ahaziah's half-sister from a different mother, saved Joash from certain death by hiding him in the temple. Her brave act prevented Athaliah from completely destroying the house of David, which was a crucial part of God's plan of salvation. Joash became a good king. Unlike his parents, who zealously worshipped idols, Joash worked diligently to eradicate idolatry and repair the temple.

BIBLE TEXT

2 Kings 11:2-12:16
2 Chronicles 22:10-24:14

BIBLE TRUTH

Joash repaired the temple of God.

LESSON OBJECTIVES

1. To understand that God can do amazing things through us, even when we are young.
2. To understand that we can be cheerful givers.
3. To understand that we can take care of things for God.
4. To show respect for the church and help keep it clean and beautiful.

MEMORY VERSE

"Serve the Lord with gladness; come before His presence with singing."

(Psalm 100:2)

PRAYER

In the name of the Lord Jesus, we pray. Lord Jesus, thank You for guiding us to church safely. We know that we are always under Your protection and love. In today's lesson, please help us learn how to take care of the church because it is Your house. We want to keep it clean and respectable so that everyone can come and worship You with joy. In this way, we praise Your holy name. Hallelujah! Amen.

UNDERSTANDING YOUR STUDENTS

Joash had grown up in the temple. Over the years, it had been severely neglected by his father Ahaziah and the evil queen Athaliah. It needed repair, so Joash began a fund-raising program for its restoration. The repairs were important because Joash realized that the temple was a holy place, set apart for worshipping God.

Your students can follow Joash's example. He did everything he could to take care of the temple. Likewise, your students can do their best to look after the house of God. At this age, they may not care if the classroom is messy or dirty, but it is important to encourage them to clean up. Set examples for them to follow. When asking

them to pick up scraps, tell them that they need to clean up because the church is a place where God lives. Talk about the cleaning duties that other brothers and sisters are involved in. Everyone takes part because they care about God's house. Help them realize that it is their own spiritual house as well. Discuss other ways they can keep the church neat and organized. If possible, set up a special time when they can all participate in one task to beautify the church (i.e., cleaning the windows, organizing the Bibles, etc.). By allowing them to care for the church, they can come to understand the importance and holiness of God's home.

VOCABULARY

covenant: agreement

repair: to fix, patch up, renovate

REVIEW

Last week, we learned about how God delivered the army of Judah. If you remember what happened, raise your hand. Yes, the enemies of King Jehoshaphat decided to get together and attack Judah. When the king found out, he told everyone to gather at the temple and pray to God. After their prayers, a Levite got up and gave them a message from God. He said that they should not be afraid to go to battle the next day because He would fight for them. The people praised God and prepared for battle. The next day, the army marched towards the battlefield. The king appointed singers to walk at the front of the group and praise God with their songs. When they arrived at the battlefield, they discovered that their enemies had already fought and killed each other. No one was left alive. Judah's army won the battle without even fighting! How amazing and wonderful is God's work? God had kept His word and won the battle for them. The people thanked God. We learned that we should always rely on God for everything, whether it is big or small. God will certainly listen to our sincere prayers and help us in our time of need in ways we can't even imagine.

BIBLE STORY

Can you imagine being the king of an entire nation when you're only seven? That's what happened to a boy named Joash! Now let me tell you the story!

Queen Athaliah Reigns

After King Jehoshaphat died, his son Jehoram took over the throne. Jehoram married a very wicked woman called Athaliah. Neither the king nor the queen followed God faithfully and wholeheartedly like Jehoshaphat had. After reigning for about ten years, King Jehoram also died. Then, one of his sons, Ahaziah, became the new king. Ahaziah only led Judah for one year before he passed away.

According to the tradition, one of Ahaziah's sons should have become the next ruler. However, at this time, the wicked Queen Athaliah, grandmother to the rightful heir, wanted to take over the throne. She didn't even care about her own family. Rather, she set out to kill all her

grandsons, since they could keep her from assuming the throne if they were alive.

Ahaziah had only been king for one year, so his sons were probably very young. They did not know about their grandmother's evil plan. The princes were killed, one after another. Soon, it looked like Ahaziah's sons were all dead. Now no one could take the throne away from Queen Athaliah.

Joash Is Saved by Jehosheba

As Queen Athaliah was celebrating her victory, a woman was secretly trying to save one of Ahaziah's sons. Her name was Jehosheba and she was Ahaziah's sister. She heard about Athaliah's terrible plan, so she risked her own life to save at least one of her brother's children. Jehosheba managed to sneak out a small baby and his nurse before he could be killed. The baby's name was

Joash.

Where could she hide the little prince? Jehosheba needed to make sure he wouldn't be found and killed like all the king's other sons. Luckily, her husband was a priest of the temple at the time. His name was Jehoiada. They decided that the best place to hide baby Joash from the wicked queen was in the temple. Since the queen was very evil and worshipped idols, she would never come to the temple.

Joash was hidden in the temple for six years.

Joash Is Anointed King

Joash grew up in the temple, and for six years, he lived under the care of God and his uncle and aunt. Since Joash's uncle Jehoiada was a priest, he taught Joash to worship, obey, and serve God.

The days passed by very quickly and soon, Joash turned seven years old. Jehoiada thought this was the right time to make Joash king. The wicked Athaliah had been queen for about six years now. She led the people to worship idols and did not live according to the laws of God. Jehoiada knew that things had to change.

Jehoiada made an alliance with five army captains, and together, they went and gathered all the Levites and chief leaders in Judah. The people gathered in the house of the Lord.

"This is the king's son, Prince Joash," said Jehoiada. "He should be our king." Jehoiada divided up the people and set them in different parts of the temple, so together, they would all help protect Joash. Each person had his weapon. Levites surrounded Joash and followed him wherever he went. Then, Jehoiada put the crown on Joash's head and anointed him king. The people were very happy to see that Joash had survived and would be their new king. Now they would not have to live under the rule of the evil queen. They rejoiced and shouted, "Long live the king!"

Athaliah Is Killed

Meanwhile, Queen Athaliah heard a lot of noise coming from the temple grounds. The sound of people running and praising the king could be heard. It must have seemed strange to her. Who could be in the temple of the Lord? She wondered what was happening and went to see for herself. When she arrived, the scene horrified her. One of her grandsons had survived and the people had crowned him the new king! Now, they did not have to listen to her orders anymore. What was she going to do? She called out, "Treason! Treason!" Maybe she thought people would come to help her. Jehoiada ordered the captains to grab her, take her outside the temple of the Lord to the king's house, and kill her there.

The Two Covenants

After many years under Athaliah's evil reign, the people of Judah wandered far away from God. But Jehoiada was

determined to change that. He made a covenant with the Lord that King Joash and all of the people were to be His special people. This meant that they were making a commitment to follow Him. At this time, God led the whole nation to get rid of all of the idols and false gods that they had been worshipping. They went to the temple of the idol called Baal and tore everything down, smashing the altars and idols to pieces. They also killed Mattan, a priest of Baal. The people were turning back to the Lord, and God was going to use seven-year-old Joash to lead them. God can use children to do great things!

After they destroyed all the idols, Jehoiada set priests to offer burnt offerings with rejoicing and singing in the house of the Lord. He also set gatekeepers at the gates of the temple to keep those who were unclean from entering. Jehoiada wanted to make sure that God's house was protected and that people could worship Him there. Then, Jehoiada took the captains, nobles, governors, the king, and the people, and went to the palace. King Joash sat on his throne, and the city was quiet for Athaliah had been killed.

Joash Repairs the Temple

God had blessed King Joash with a kingdom and a family. Now, it was his turn to do something for God. "The temple needs to be repaired," the king said to himself.

He gathered the priests and the Levites, and told them, "Go out to the cities of Judah and gather money from all the people of Israel so that repairs can be made to the house of God. Do it quickly." It was a wonderful plan, but the Levites did not follow his orders quickly.

Joash called Jehoiada and asked why the Levites had not followed the orders of collecting money from Judah to repair the temple. They hadn't obeyed because Athaliah's wicked sons had broken into the temple and dedicated God's things to idols.

Joash had a new plan. Instead of having the priests and Levites go from town to town asking for money, he ordered a chest to be made and for it to be placed outside the gate of the house of the Lord. Then, an announcement was made in Judah for the people to bring money offerings to the Lord.

The leaders and the people rejoiced, brought their offerings, and put them in the chest. Soon, the chest was filled with a lot of money. It was so full that the king's scribe and the high priest's officer emptied the chest every day to allow people to continue offering the next day. Eventually, there was enough money to begin fixing the temple. King Joash and Jehoiada gave the money to those who worked for the house of the Lord. Masons who worked with stone, carpenters who worked with wood, and people who worked with iron and bronze were hired to repair the temple. The workers began to fix every part of the house of God. They not only returned it to the way it looked before, but also made it much stronger. What was left of the offerings of gold and silver were brought

before King Joash and Jehoiada. These were used to make tools and containers for serving and offering.

Once all the repairs were completed, the people offered burnt offerings to the Lord. They continued worshipping God in this way during King Joash's reign. The reconstruction of the temple was an important job that required everyone's contributions with offerings and work. God is pleased when we cheerfully give to His temple and when we participate in keeping His house clean and beautiful. When the temple was restored, every person could come to praise God and give offerings.

Joash reigned as king for 40 years. He did what was right in the eyes of the Lord during his 40 years. This was because he had a good teacher as he was growing up. The priest Jehoiada taught him in the ways of the Lord, which helped him to do what was right. We can learn from King Joash that when we start off with the Lord at a young age, God will do wonderful things through our lives. But it is important to always keep our eyes on the Lord through our entire lives. Let's always keep our eyes on Jesus!

CHECK FOR UNDERSTANDING

1. Queen Athaliah wanted to kill her _____ (grandsons).
2. _____ (Joash) was the only one who escaped, because his aunt saved him.
3. Joash hid in the _____ (temple) until he was seven years old.
4. Joash wanted to repair the temple. True.
5. The people placed their offerings in a chest outside the gate of the temple. True.
6. Why did Athaliah kill her grandsons? She wanted to become queen and rule over Judah. She didn't even have mercy on her own family.
7. Why do you think Joash became a good king? He became a good king because he had been raised in the temple, where he was taught to worship, obey, and serve God.
8. Why was it important for Joash to repair the temple? The temple was a place where people could come to worship and give offerings to God.
9. How can you take care of the church today? Clean the classroom, pick up trash, put away hymn books and Bibles, clean the bathrooms, etc.
10. Are we ever too young to do God's work? No. God can do amazing things through anyone, even children.

MEMORY VERSE PRACTICE

Please reinforce the memory verse every week.
You can practice the memory verse with your students anytime during class.

"Serve the Lord with gladness; come before His presence with singing." (Psalm 100:2)


HOMEWORK ANSWER KEY

1. Jehoiada
2. Ahaziah
3. Athaliah
4. Levites
5. Jehosheba
6. Joash
7. Jehosheba took Joash and hid him in the temple for six years.
8. The people and the Levites gathered in the temple to protect Joash. Athaliah went to the temple, but the people caught her and killed her at the palace. Jehoiada anointed Joash as the new king.
9. Joash had a chest made, placed it outside the temple gate, and asked people to bring their offerings. The people offered daily until the money needed to repair the temple was collected.
10. He did what was right before the Lord. He cared about God's house. He worked with others to help make the temple clean and beautiful.

SPIRITUAL TEACHING & LIFE APPLICATION

1a. God can do amazing things through our lives, and we don't even have to wait until we are grown up to do them.

1b. Did you know that God has a wonderful plan for your life, just as He did for King Joash? How can you start? You can start by studying your Bible as much as you can and asking the Lord to fill you with the Holy Spirit. Ask God to give you the knowledge of His will for your life. God will hear your prayers! God can use children to do great things!



2a. The king said that people should give what they **purpose in their heart**.

2b. It is a blessing to be able to give to God's work. He never forces us to do it. When the Lord puts something on our hearts, we should do it faithfully, and He will bless our obedience.

3a. God wants us to be good stewards of His things. A good steward is someone who takes really good care of someone else's things.

3b. God has entrusted all of us with certain things. We need to be responsible and use them in a way that gives glory to God.



4a. The Bible says that God loves a "cheerful" giver.

4b. To give to God's work is a joy. We also see that God supplied enough to get the work done. It was also a blessing that the people handling the money were faithful. They didn't try to steal anything, but were good stewards of God's money.

5a. The church is God's house and is a spiritual home we share with our family of believers. Therefore, we should be respectful to the church and work to keep it clean and beautiful.

5b. How would we feel if someone came to visit us at our house and left books and papers all over the place and scraps of trash on the floor? Why do you think they would do that? When we are asked to help clean the house of God, how does that make us feel? What can help us do it cheerfully? What does the cleanliness (or dirtiness) of a church show about the members? Would you trust or like someone who belongs to a very untidy and disorganized church? How about a person who belongs to a clean and beautiful church?



As a child of God, I can GIVE!

John chapter 6 tells of a boy in a big crowd who ended up being the source of the food that fed more than 5000 hungry grown-ups. He had only five barley loaves and two small fish.

It wasn't much, but it was probably everything he had. He could have withheld the food. Perhaps others had food but were unwilling to part with it. The boy gave it all to the Lord and he, along with 5,000 others, saw a miracle happen. His gift was multiplied to feed everyone.

As a child of God, I can PRAY and read the Bible!

Your prayers mean a lot to God! Never forget that there is almighty power in God when you pray and have faith! As a child of God, learn to pray often and believe that God will keep His promise and answer.

As a child of God, I can WITNESS!

The young girl who waited on Naaman's wife, said, "If only my master were with the prophet who is in Samaria! For he would heal him of his leprosy." Just as she could not heal Naaman but pointed him to the one who could, we can point others to the One who can make them whole. Always share with your friends what God has done for you. Invite them to come to church with you on the Sabbath!

ACTIVITY

1 Scrambling to Do Something for Church

Objective: To encourage the students to help take care of God's house.

Preparations

1. Write two sets of the five scrambled words in large font on colored construction paper. Use different colored construction paper for each word, or use different colors for each letter for added difficulty.
2. Cut out each letter in each of the words. Make sure to keep the letters of each word together.

Instructions

1. Divide the class into two groups.
2. Give each group one set of words.
3. Write the first sentence on the board, including the scrambled word.
4. The groups must first try to unscramble the word and then place the letters in the right order. The group that unscrambles the word first wins that round.
5. Repeat steps 3 and 4 for the remaining sentences.
6. When all the sentences have been completed, ask the students to vote for two things on the list that they would like to do for church.

Sentences

1. I'll pick up scraps from the _____OLORF. (floor)
2. I'll put the _____IBBELS back on the bookshelves. (Bibles)
3. I'll wash the _____DONWIWS. (windows)
4. I'll push my _____RAICH under the table. (chair)
5. I'll leave the classroom as _____ATEN as I can before I go home. (neat)

2 In the House of God

Objective: To remind the students to respect and love the house of God.

Preparations

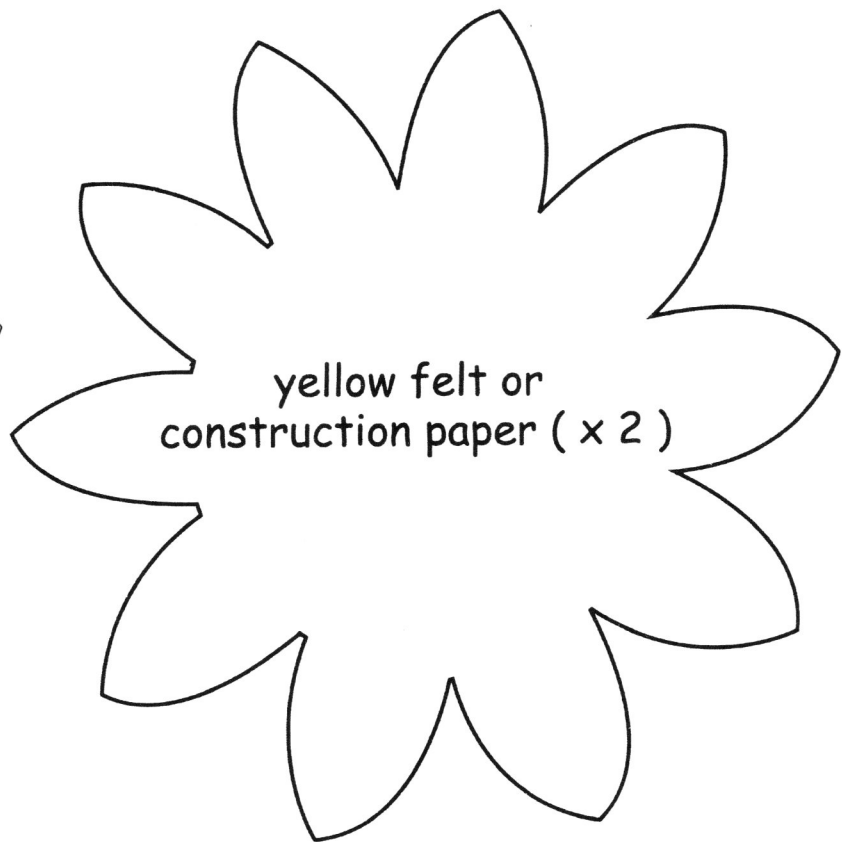
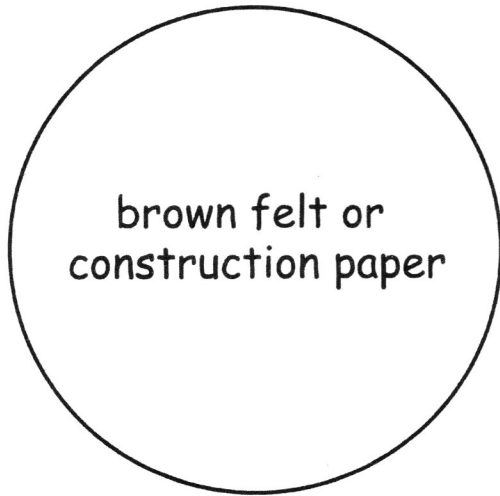
Make copies of the flower patterns and cut them out to create templates. The students will trace these onto construction paper to create their flowers.

Materials

- Cutout of Psalm 23:6b
- Popsicle sticks
- Glue
- Markers
- Yellow and brown construction paper
- Scissors
- Felt, optional

Instructions

1. Each student gets a cutout of the Bible verse, "I will dwell in the house of the Lord forever" (Psalm 23:6b).
2. Color or decorate the verse.
3. Cut out two yellow flowers and one brown circle (see patterns).
4. Glue the Bible verse on the brown circle.
5. Glue the brown circle on one of the yellow flowers.
6. Glue the yellow flower with the brown circle on the tip of the popsicle stick.
7. Glue the remaining yellow flower at the back of the first yellow flower so both pieces cover up the tip of the popsicle stick.
8. Write your name on the stick with a marker. This can be used as a bookmark or decoration.



E1 Year 3 Book 4 Lesson 2—King Joash Repairs the Temple

Homework Assignment

Name: _____ Parent signature: _____ Date: _____

Bible Truth: Joash repaired the temple of God.

- Lesson Objectives:**
1. To understand that God can do amazing things through us, even when we are young.
 2. To understand that we can be cheerful givers.
 3. To understand that we can take care of things for God.
 4. To show respect for the church and help keep it clean and beautiful.

Bible Reading: Please put a checkmark in the space when you complete the reading each day.

Prayer: Please put a checkmark in the space on the days you prayed to God.

	Sun	Mon	Tue	Wed	Thu	Fri	Sat
Bible Reading							
Prayer							

Memory Verse

Please write down this week's memory verse.

(Psalm 100:2)

What I Learned from the Bible This Week







1. _____
2. _____
3. _____

Homework Assignment

Understanding What You Have Learned

Fish for the Word

Draw a line to match the description to the right character.

(1) priest and uncle	(2) father and king	(3) grandmother and queen	(4) priests	(5) aunt and wife	(6) grandson and king
					

Amos	Aaron	Athaliah	Amnon
Joash	Joshua	Jehosheba	Jonathan
Luke	Levites	Ahaziah	Lazarus

Short Answer

7. How was Joash saved from Athaliah? _____

8. How did Joash become king? _____

9. How did they collect the money used to repair the temple? _____

Life Application

10. Joash became a king when he was only seven. It was a very great responsibility for someone so young, yet he did what was right and reigned for forty years. What are some qualities that made Joash a good king?

LESSON 3

UZZIAH: FROM ROYALTY TO LEPROSY

BEFORE YOU TEACH

King Uzziah

Also known as Azariah in 2 Kings, Uzziah became King when he was only sixteen, after his father Amaziah died. He was the 10th king of the Kingdom of Judah, and he did what was right in the sight of the Lord, according to all that his father Amaziah had done. However, he did not remove the high places, so the people still burned incense there. Uzziah's rule was largely successful because he sought after God, so God made him prosper. Consequently, Uzziah became proud and attempted to burn incense to the Lord, something that only priests were allowed to do. His pride resulted in him becoming leprosy, and he remained that way until his death. He reigned fifty-two years in Jerusalem.

UNDERSTANDING YOUR STUDENTS

Pride can be a concept that is difficult for students to understand. Most children nowadays are taught to be confident, and they are encouraged to strive to be the best in their studies, sports, etc. However, we need to instill the understanding that their talents, skills, and achievements have been given by God. They should learn to make good use of their talents to shine for the Lord, but also be careful not to let them affect their attitude towards the teachings and commandments of God.

BIBLE TEXT

2 Kings 15:1-7; 2 Chronicles 26

BIBLE TRUTH

God opposes the proud and gives grace to the humble.

LESSON OBJECTIVES

1. To know that all things come from God.
2. To learn that we should not be proud and sin against God.

MEMORY VERSE

"A man's pride will bring him low, but the humble in spirit will retain honor."

(Proverbs 29:23)

PRAYER

In the name of the Lord Jesus, we pray. Lord Jesus, thank You for guiding us safely through another week. Today, we are gathered here to pray and learn Your words. Please help us to understand the Bible stories we are learning about today, and help us to be good children. Remind us that You are not pleased with those who are proud. We humbly ask that You listen to our prayers. Hallelujah! Amen.

VOCABULARY

leprosy: a skin disease where a person's skin becomes rotten as it gets eaten by bacteria

leper: a person who has leprosy

mighty men of valor: men who were very brave and skilled in fighting

REVIEW

Last week, we learned about how King Joash repaired the temple. How old was King Joash when he became king? (Seven years old.) Joash's grandmother Queen Athaliah had seized the throne and killed all her grandsons, except for Joash. Joash's aunt and uncle, Jehosheba and the priest Jehoiada, saved him and raised him as their own son. For six years, Joash lived in the temple of God, learning all about how to serve and worship God. When the time came, the priest Jehoiada gathered everyone and crowned Joash king. Queen Athaliah found out and tried to stop it, but the guards found her and killed her. Now, it was time for Joash to turn the people back to God. Joash and the people made covenants with God, promising to worship and serve Him.

When Joash was older, he saw how the temple was in complete disrepair. It had been neglected for so long, and he set out to change that. He ordered a chest to be made so that people could offer their money to pay for the temple repairs. Everyone offered willingly and generously. Soon, there was enough money to pay for all the repairs and the temple was repaired. We learned that it is important for us to give from our hearts, willingly and joyously. In addition, we learned that even though we may be young, God can still use us to do amazing things!

BIBLE STORY

Uzziah Reigns in Judah

In the history of the kingdom of Judah, there were good kings and bad kings. If the king knew how to follow the commandments of God and did what was right, his kingdom was blessed and the people lived in peace. However, if the king did not follow the Lord's teaching and led the people to sin against God, their enemies attacked them and the people lived in fear. When King Amaziah died, his sixteen-year-old son Uzziah became the king of Judah. King Uzziah reigned for fifty-two years in Jerusalem, and he was a good king who did what was right in the sight of the Lord, like his father Amaziah. He often asked for God's guidance in the things he needed to do, so God blessed him and his kingdom prospered.

Boys and girls, can you share what kinds of blessings a king would hope to receive from God? (A strong city, protection from enemies, power and respect, etc.) Well, since King Uzziah was doing what was right in the eyes of God, the Lord blessed him with the ability to build many strong towers in Jerusalem to protect the city. King Uzziah also built many towers and dug many wells in the desert, because he had a lot of livestock and farmers who worked for him.

When King Uzziah went out to fight against the Philistines and other nations, God helped him, so his army was able to break down the enemies' city walls. Therefore, many of the nations around Judah were afraid of them. The Ammonites started to bring gifts to Uzziah, because they knew how strong King Uzziah's army was. Even people who lived as far as Egypt heard about the strength

of Judah.

Moreover, Uzziah had an army of mighty men of valor who went out to war in groups. This army had 2,600 chief officers and 307,500 soldiers. Boys and girls have you ever seen a sports stadium filled with people during a sporting match? Well, King Uzziah's army was at least ten times greater than all those people.

In addition to having a large number of fighting men, King Uzziah prepared shields, spears, helmets, body armor, bows, and slings. He also outfitted his towers with weapons that could shoot arrows and large stones. He did all this to protect his people from the attacks of their enemies. So, his fame spread far and wide, for God helped him in all that he did and he became strong.

The Penalty for Uzziah's Pride

Unfortunately, when King Uzziah became strong and famous, his heart became proud and this caused him to fall and sin against God. One day, he went into the temple of the Lord, because he wanted to burn incense on the altar. However, this was a sin, because only priests were allowed to burn incense to the Lord. A priest named Azariah went in after the king, together with eighty other priests of the Lord, to stop King Uzziah from doing this, because they knew that God would be not be pleased. Azariah and the other priests stopped King Uzziah and said, "It is not for you, Uzziah, to burn incense to the Lord, but for the priests, the sons of Aaron, who are consecrated to burn incense. Get out of the sanctuary, for you have trespassed! You shall have no honor from the

Lord God.”

King Uzziah became very angry and he refused to listen to what the priests had said to him. He held a censer in his hand, intent on burning incense. However, while he was angry with the priests, leprosy broke out on his forehead. Azariah, the chief priest, and all the priests looked at him, and there, on his forehead, he was leprous! So they took him out of that place immediately. Uzziah also hurried to get out because he knew that the Lord had struck him.

Leprosy is a skin disease where a person’s skin slowly rots away, and it is easily passed on from one person to another. If a person were to touch someone with leprosy, then they would get the disease as well. Therefore, other people were too afraid to go near lepers. Those with leprosy were cast out and lived far away from others because they were considered unclean. So, King Uzziah was not able to live in the palace anymore. He had to live on his own in an isolated house, and he was cut off from

the house of the Lord. It was a sad ending for King Uzziah because he was a leper until the day of his death.

It is sad to see that a king who had been strong and powerful at the start could come to such a tragic end. Originally, everyone worked to serve him, and people sent him gifts and showed him respect because he was a powerful king. However, because of his pride, he refused to listen to the warning from the priest and tried to sin against God. As a punishment from God, he was struck with leprosy.

Let us all learn from the example of King Uzziah and understand that God dislikes those who are proud. When King Uzziah became great and powerful, he forgot about God’s commandment and thought that he could do anything he wanted, including disobey God’s law. Therefore, God had to punish him for his wrongdoing, and as a result, he lost his status as a king and became a leper.

CHECK FOR UNDERSTANDING

1. King Uzziah did what was _____ (right) in the eyes of God and he was crowned king when he was _____ (sixteen) years old.
2. King Uzziah’s father was a good king and his name was King _____ (Amaziah).
3. God blessed King Uzziah with the wisdom to build strong _____ (towers) to protect his city from the attacks of the enemies.
4. What did King Uzziah do to sin against God? He entered the temple and tried to burn incense to the Lord.
5. King Uzziah had honor and glory when he obeyed God, but after he sinned, he became _____ (leprous).

MEMORY VERSE PRACTICE

Please reinforce the memory verse every week.
You can practice the memory verse with your students anytime during class.

“A man’s pride will bring him low, but the humble in spirit will retain honor.” (Proverbs 29:23)

HOMEWORK ANSWER KEY

1. “A man’s pride will bring him low, but the humble in spirit will retain honor.” (Proverbs 29:23)
2. B
3. C
4. C
5. False; the kingdom of Judah was powerful and prosperous.
6. False; King Uzziah had to live in an isolated house for the remainder of his life.
7. He was going to sin against God, because only priests were allowed to burn incense to God.
8. Lepers were considered unclean and leprosy was contagious.
9. Answers may vary.
10. Answers may vary.

SPIRITUAL TEACHING & LIFE APPLICATION

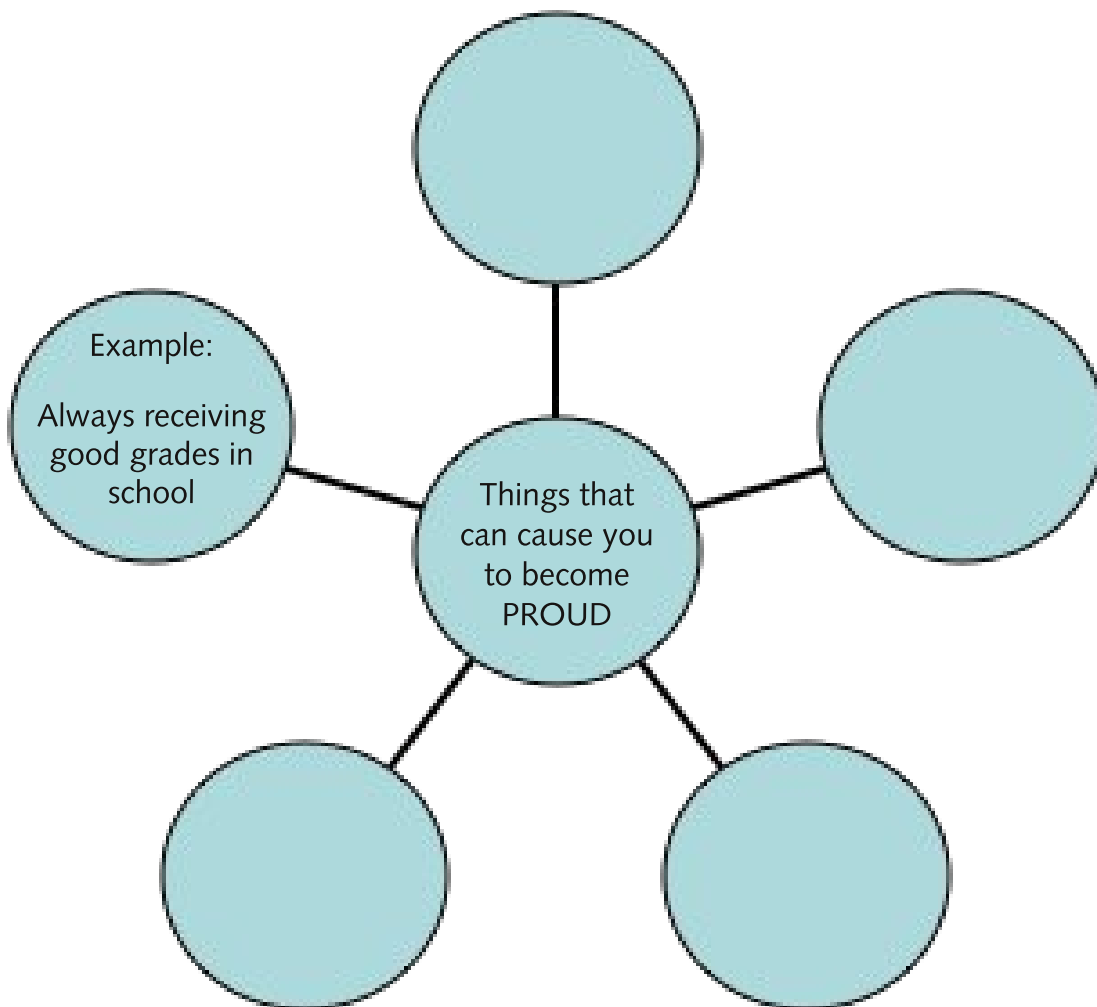
Spiritual Teaching (1)

We need to remember to stay humble and not become proud when we accomplish great achievements.

Life Application (1)

Think and reflect about the things around us that may cause us to be proud.

Students can pair up and share with their partner some things that make them become proud. Ask them to fill in the chart below using their answers. After the students have completed their charts, go over their answers as a class to remind the students to be careful about becoming proud.







Spiritual Teaching (2)

“God resists the proud, but gives grace to the humble” (Jas 4:6).

Life Application (2)

God wants all of us to know that He is the source of all our strength and blessings. We would not be able to achieve great things without the help of God. As long as we obey His teachings and behave, He will guide us and protect us from all evil. However, if we sin against God and become proud, thinking that we can do everything on our own, then God will not be pleased.

Instructions: In the table below, the left column shows something that a proud person would say. Fill in the table by writing what a humble person would say in the right column.

What a Proud Person Would Say		What a Humble Person Would Say
<p>1. “Look at all the beautiful and nice things I received from my parents. I deserve all these because I am such a good kid!”</p>		
<p>2. “I received very high grades for my tests because I have always been a clever and hardworking student!”</p>		
<p>3. “Look at all these medals! I won them in a running competition. I am the best runner in my school, and no one can run as fast as I can!”</p>		
<p>4. “I am good at many things. I am good at sports, music, and school. I also have good looks, too! I am simply the best!”</p>		

ACTIVITY

1**A Different Ending**

Objective: To encourage the students to consider the outcome of pride verses humility.

Materials

- Large, white construction paper
- Colored pencils

Instructions

1. Fold the construction paper in half to make a book.
2. Open the paper and, on the left side, write "The Result of Pride" on the top.
3. Below that title, draw a picture that represents the life of King Uzziah after he sinned against God. Underneath the picture, write a summary of his story.
4. On the right side, write "The Result of Humility: A Better Ending" at the top.
5. This page will be left to the student's imagination. The teacher needs to ask, "If King Uzziah had not sinned against God and remained faithful to God, how would his life have turned out?"
6. Draw a picture that represents the life King Uzziah would have had if he had not sinned, and write a short summary below the picture.

E1 Year 3 Book 3 Lesson 4—Uzziah: From Royalty to Leprosy

Homework Assignment

Name: _____ Parent signature: _____ Date: _____

Bible Truth: God opposes the proud and gives grace to the humble.

Lesson Objectives: 1. To know that all things come from God.
 2. To learn that we should not be proud and sin against God.

Bible Reading: Please put a checkmark in the space when you complete the reading each day.

Prayer: Please put a checkmark in the space on the days you prayed to God.

	Sun	Mon	Tue	Wed	Thu	Fri	Sat
Bible Reading							
Prayer							

Memory Verse

Please write down this week's memory verse.

(Proverbs 29:23)

What I Learned from the Bible This Week

1. _____
2. _____
3. _____

Homework Assignment

Understanding What You Have Learned

1. Please write out the memory verse without looking.

Multiple Choice

2. _____ : King Uzziah was the king of which nation?
- Israel
 - Judah
 - Assyria
3. _____ : Who was allowed to offer incense to God?
- The Ammonites
 - Army Commanders
 - Priests, the sons of Aaron
4. _____ : King Uzziah became a leper because _____.
- He was sick when he became king
 - He got the disease from other lepers
 - He was proud and sinned against God

True or False

5. During the time of King Uzziah, the people lived in a time of trouble and the land had no peace. _____
6. King Uzziah went back to his palace and stayed there as he recovered from his sickness. _____

Short Answer

7. Why did the priests stop King Uzziah from burning the incense to God?

8. Why were lepers cast away and not allowed to live with others?

Life Application

9. What main teaching did you learn from the story of King Uzziah?

10. How can we remind ourselves not to be proud?

LESSON 4

KING HEZEKIAH WORSHIPS GOD

BEFORE YOU TEACH

Hezekiah

Over a century had passed since the reforms of Joash, and the country had gone back to idolatry. Hezekiah's father, Ahaz, had worshipped heathen gods. He even made a copy of one of the Syrian altars and set it up in front of God's holy temple (2 Kgs 16:10-11). He also made images of Baal and sacrificed one of his sons in the fire (2 Kgs 16:3). Hezekiah must have witnessed this when he was very young.

Hezekiah became king at the age of twenty-five. Unlike his father, he wanted to do what was right in the eyes of God (2 Chr 29:2). He cleaned the temple and restored the broken vessels. Then, he called the priests and rulers together for a sin offering. Later on, Hezekiah brought his own gifts to God's house that prompted the people to give tithes. He also tried to reunite the northern and southern kingdoms by asking everyone to go to Jerusalem to observe the Passover. Hezekiah was a king known to put complete trust in the Lord. In a heartfelt prayer while on his deathbed, he pleaded with God to allow him to live longer so that he could help the people. God answered his prayer by adding fifteen years to his life (2 Kgs 20:2-6).

UNDERSTANDING YOUR STUDENTS

Hezekiah was a king who led the people back to God. He had the heart to follow God, and he took action by reopening and repairing the temple, eliminating the worship of idols, observing the Passover, and offering tithe. Through his actions, Hezekiah set an example for the people to follow. He demonstrated what it meant to truly worship God.

The students in Elementary 1 grow up quickly during their time in E1. In the past, they may have associated worship with coming to church, singing hymns, and listening to Bible stories. But, as your students grow older, they begin to understand more about what is involved in worshipping God. Since God is a spirit, we must worship Him in spirit and in truth, with our hearts and according to the Bible. When we worship God in the spirit, we must have a heart of sincerity and obedience. For instance, if we sing hymns with sincerity, the worship will be meaningful and not simply a formality. With proper guidance, your students will understand what it means to worship the Lord in spirit. It will be wonderful when they can set a good example for others, like Hezekiah did when he led Judah to return to God.

BIBLE TEXT

2 Chronicles 29; 30; 31:1-6

BIBLE TRUTH

Hezekiah led the people to worship God by praying, singing, and offering.

LESSON OBJECTIVE

To worship God in spirit and in truth.

MEMORY VERSE

"God is Spirit, and those who worship Him must worship in spirit and truth."

(John 4:24)

PRAYER

In the name of the Lord Jesus, we pray. Thank you, Lord, for giving us the Sabbath so that we can rest and worship You. Please help us to learn more about how we can worship You. Let us also learn from the example of King Hezekiah so that we can give glory to Your name in everything that we do. Please help us keep Your words in our hearts at all times. Hallelujah! Amen.

VOCABULARY

- purify:** to clean, sanctify
Passover: a festival celebrating the deliverance of the Israelites from the land of Egypt
tithe: to offer one's earnings to God (usually one-tenth)
covenant: an agreement, promise
negligent: failing to take care of or pay attention to something

REVIEW

Last week, we learned about King Uzziah and how his pride caused him to lose all his honor and glory. In the beginning, was King Uzziah a good king or a bad king? (He was a good king.) He followed God and did right in the His eyes. For this reason, God blessed Uzziah and allowed him to prosper. Uzziah had many mighty men of valor that would fight for him, and he also had many towers built to protect Jerusalem. Under God's guidance, the kingdom of Judah became powerful and strong, and other countries even began giving him gifts because they were afraid. However, all this power and honor would be the cause of Uzziah's downfall. The stronger the kingdom of Judah became, the prouder Uzziah got. One day, he decided to go into the temple to burn incense to God. This was a sin, as only priests could burn incense to God. What happened when the priests tried to stop Uzziah? (He became angry and refused to listen.) After Uzziah refused to listen to the priests because he was proud, God struck him with leprosy. From that point on, Uzziah no longer had the honor and glory that he used to enjoy. As a leper, he had to live away from the people, so he spent the rest of his life in an isolated house, far from his palace. We learned that it is important not to let our accomplishments cause us to become proud.

BIBLE STORY

Hezekiah Becomes King

King Joash followed God and obeyed His laws, but his great-grandson did not. His great-grandson was King Ahaz, and he was one of the worst kings in Judah. King Ahaz worshipped idols and even sacrificed one of his own sons to the false gods. He also closed the temple so that the people of Judah could not go there to worship the Lord! For us today, that would be like closing the church! Can you imagine not being able to go to church to worship God? After ruling the kingdom for sixteen years, King Ahaz died, and his son, Hezekiah, became the king.

Hezekiah was very different from his father. He knew that it was important to worship God. Soon after he became king, Hezekiah opened the doors of the temple and repaired them. Since the temple hadn't been used for a long time, there was a lot of work that needed to be done. There were unclean things in the temple that needed to be removed and the temple needed to be purified. So, King Hezekiah called the Levites and priests to tell them what to do.

The Temple Is Cleansed

When Ahaz was king, he did not let the priests carry out their duties in the temple. But after Hezekiah became king, he called the priests back to work for God. Hezekiah said, "Listen to me, Levites! Purify yourselves and the temple. Our fathers worshipped idols and it displeased God. I want

to make a covenant with God so that He will not be angry with us. Do not be negligent. God has chosen you to serve Him." The Levites listened to King Hezekiah and followed God's commands. They took action by purifying themselves and cleansing the temple. Then, the priests cleansed the inner section of the temple and removed the unclean things that they found in the temple. They cleansed the altar that was used to offer sacrifices. They also cleansed the table of showbread. They also brought back and cleansed the items that were used to worship God, which Ahaz had put away before. They cleansed the temple and finished on the sixteenth day. Then, the priests told King Hezekiah that the temple was ready.

The People Praise God

King Hezekiah woke up early and gathered the rulers of the city to go to the temple. King Hezekiah told the priests to offer sacrifices to God. They made sacrifices to ask God to forgive all of the people for their sins. When the priests offered the sacrifices, the Levites played cymbals, stringed instruments, and harps. The trumpets sounded, the people worshipped God, and the singers sang. The music continued until they finished offering the sacrifice. The Levites joyfully sang a special hymn to praise God. Everyone worshipped God together. They were all joyful because God listened to their prayers and accepted their offerings.

An Invitation to Celebrate the Passover

After the reopening of the temple, King Hezekiah thought about other ways to lead the people back to God. After the temple was cleansed, some people went to worship God. But, there were still many people who did not go to the temple to worship God. King Hezekiah decided to invite the Israelites to the Passover. Students, do you remember what the Passover was? [Allow students to respond.] The Passover was a festival that the Israelites celebrated to remember how God had delivered the Israelites out of Egypt many years ago. The people had not held the Passover for many years. So, King Hezekiah decided to write letters to people all over the country to ask them to come to Jerusalem to worship God and celebrate the Passover. He told his messengers to take the letters and read them to the people in every town.

The messengers hurried off and did as the king commanded them. They read the letters to the people that said, "You have forgotten to worship God. Come back to God and He will help you. Don't be stubborn. God will help the whole country. Come and celebrate the Passover together." After the messengers read the letters, some people did not listen. Instead, they laughed at the messengers and teased them. They thought that it was ridiculous to travel all the way to Jerusalem to celebrate the Passover. But, other people who heard the message listened and decided to go to Jerusalem to keep the Passover. These people realized that it was important to obey God. They packed some clothes and food for their trip and traveled to Jerusalem. Soon, many people gathered in Jerusalem to worship God.

The People Celebrate the Passover

Now, it was time for the Passover to begin. The people went to the temple to repent. They confessed their sins to God, and were truly sorry for what they had done. For seven days, the people went to the temple and worshipped. They prayed, and praised God every day. They were very happy. When the seven days were over,

the people were so joyful from worshipping God that they did not want to leave.

"Let's stay for another seven days," they said. "We will continue to worship God." Everyone agreed and for seven more days, they worshipped God at the temple. The people were very joyful. They had not experienced anything like this before, because the king before Hezekiah had forgotten about the Lord. Now they were together again in the presence of God. The priests blessed the people, for and God heard their voices. Their prayer had reached heaven.

King Hezekiah Gives Tithe

It was wonderful for King Hezekiah and the people to worship God. But, Hezekiah knew there was one more thing he had to do. God had commanded the Israelites to give tithe but the people had forgotten to do this over the years. It was time for King Hezekiah to remind them. So, King Hezekiah set the example by offering the tithe first. He brought many sheep and cattle to the temple. Then, the people also began to offer to God. They brought many things, such as grain, other crops of the land, wine, oil, honey, oxen, and sheep to the priests. It was their way of giving a portion of what they had to God. God was pleased with what the people did. King Hezekiah had done what he could to help the people return to God. Because the people listened and came to worship the Lord, He blessed them greatly. The people thanked God for His guidance and love.

From today's Bible story, we learned that King Hezekiah and the people worshipped God with a sincere heart. They did many things to show that they truly returned to God. King Hezekiah cleansed the temple soon after he became king and led the people back to God. He also led the people to keep the Passover and repent for their sins. When all of the people worshipped with a sincere heart, they were very joyful. Today, let us also worship God with a sincere heart, and we will also be joyful.

CHECK FOR UNDERSTANDING

- 1. Before Hezekiah became king, how did the people displease God?** They worshipped idols and disobeyed God.
- 2. What did King Hezekiah cleanse?** The temple.
- 3. Why did King Hezekiah send messengers throughout the land?** To invite the people to Jerusalem to keep the Passover.
- 4. When the people heard what the messengers said, what did they do?** Some laughed at the messengers and teased them. Others listened and went to Jerusalem. They knew it was important to keep the Passover.
- 5. Why hadn't the Israelites celebrated Passover for many, many years?** The previous kings did not follow God, so they did not lead the people to celebrate the Passover.
- 6. Before the Levites purified the temple, what did they do?** They purified themselves.
- 7. How did the Israelites feel when they were celebrating the Passover?** The Israelites were so joyful. They even kept the Passover for seven more days.
- 8. What did King Hezekiah lead the people to do after they kept the Passover?** To offer tithe.
- 9. How do we offer tithe today?** We offer one-tenth of our earnings to church each month.

MEMORY VERSE PRACTICE

Please reinforce the memory verse every week.
You can practice the memory verse with your students anytime during class.

“God is Spirit, and those who worship Him must worship in spirit and truth.” (John 4:24)

HOMEWORK ANSWER KEY

1. D
2. B
3. False; he didn't want people to worship God.
4. idols
5. themselves
6. seven, joyful
7. tithe
8. They received joy from worshipping God.
9. To remember how God delivered the Israelites out of Egypt.
10. Answers may vary. Possible answers: pray earnestly to God knowing that He listens to prayers, listen to Bible stories/read the Bible to learn more about God, sing hymns with a heart of praise and thanksgiving, etc.

SPIRITUAL TEACHING & LIFE APPLICATION

How do we worship God in truth?

The Bible

What is the truth? The Bible is the truth. Everything that we learn about God is from the Bible. That is why at church we only learn about stories from the Bible. From these stories, we learn about God's teachings so that we can put them into practice.

How do we worship God in spirit?



1. Have a sincere heart by preparing our hearts

We should prepare our hearts to worship God. We should repent for any wrong things that we have done. If we were lazy or didn't listen to our parents, we should ask God for forgive us for sinning against Him. We should also ask God to cleanse our hearts (Ps 51:2).

2. Sing hymns to praise God for all that He has done

Ps 100:1-2 "Make a joyful shout to the Lord, all you lands! Serve the Lord with gladness; come before His presence with singing."

Col 3:16 "Let the word of Christ dwell in you richly in all wisdom, teaching and admonishing one another in psalms and hymns and spiritual songs, singing with grace in your hearts to the Lord."

Eph 5:19 "Speaking to one another in psalms and hymns and spiritual songs, singing and making melody in your heart to the Lord."



3. Worship God with a reverent and thankful heart

When we come to church on the Sabbath, we need to have a reverent heart, which means we must respect and honor God.



What kinds of thoughts should we have? Discuss one of the items from the list below. Ask your students what other things they can be thankful for on the Sabbath. If they can't think of anything, help them out by using the list below.

Let us praise and thank God for:

- His beautiful creation (Ps 24:1-2)
- Dying for us on the cross
- Giving us salvation
- Promising and giving us the precious Holy Spirit
- Giving us a church where we can worship Him
- How we are alive
- How we can serve Him

Because of all the blessings and grace that God has given us, we need to worship Him with a joyful heart! Psalm 28:7 records: "The Lord is my strength and my shield; My heart trusted in Him, and I am helped; therefore my heart greatly rejoices, and with my song I will praise Him."

When we enter the chapel, we should also have a heart of reverence. Psalm 46:10 records: "Be still, and know that I am God." Therefore, when we go to the chapel, we should have a calm heart and walk quietly. In addition, Romans 14:11 records that "every knee shall bow to" God. Not only do we worship Him in Spirit, we worship Him with our totality. When we pray to our heavenly Father, we are worshipping Him in spirit. "God is Spirit, and those who worship Him must worship in spirit and truth" (Jn 4:24).

4. Offer to the Lord God

Lk 6:38 "Give, and it will be given to you: good measure, pressed down, shaken together, and running over will be put into your bosom. For with the same measure that you use, it will be measured back to you."

Mal 3:10 "'Bring all the tithes into the storehouse, that there may be food in My house, and try Me now in this,' says the LORD of hosts, 'If I will not open for you the windows of heaven and pour out for you such blessing that there will not be room enough to receive it.'"

2 Cor 9:7 "So let each one give as he purposes in his heart, not grudgingly or of necessity; for God loves a cheerful giver."



5. Serve one another

1 Sam 12:24 "Only fear the Lord, and serve Him in truth with all your heart; for consider what great things He has done for you."

Mt 25:35-40 " 'For I was hungry and you gave Me food; I was thirsty and you gave Me drink; I was a stranger and you took Me in; I was naked and you clothed Me; I was sick and you visited Me; I was in prison and you came to Me.' 'Then the righteous will answer Him, saying, "Lord, when did we see You hungry and feed You, or thirsty and give You drink? When did we see You a stranger and take You in, or naked and clothe You? Or when did we see You sick, or in prison, and come to You?" And the King will answer and say to them, "Assuredly, I say to you, inasmuch as you did it to one of the least of these My brethren, you did it to Me." ' "



ACTIVITY

1

Worship God


Objective: To review the way the people of Judah worshipped God.

Instructions: Fill in the blanks with a word from the word list. Look at the list carefully! You can use a word twice. There are extra words that don't belong in the blanks.

Word Bank

offered tithe	people	prayed	Jerusalem
Passover	joyful	worship	jumped
sang	cleansed	celebrate	sad
Levites			

1. King Hezekiah went to the temple to _____ God.
2. The _____ and priests _____ the temple.
3. The messengers read an important letter from King Hezekiah to the _____.
4. The people went to _____ to celebrate the _____.
5. The people were very _____ when they celebrated the _____.
6. The singers _____ songs of praise to God.
7. People _____ _____ to God.



2

My Hymn Book

Objective: To encourage the students to sing praises to God.

Preparations

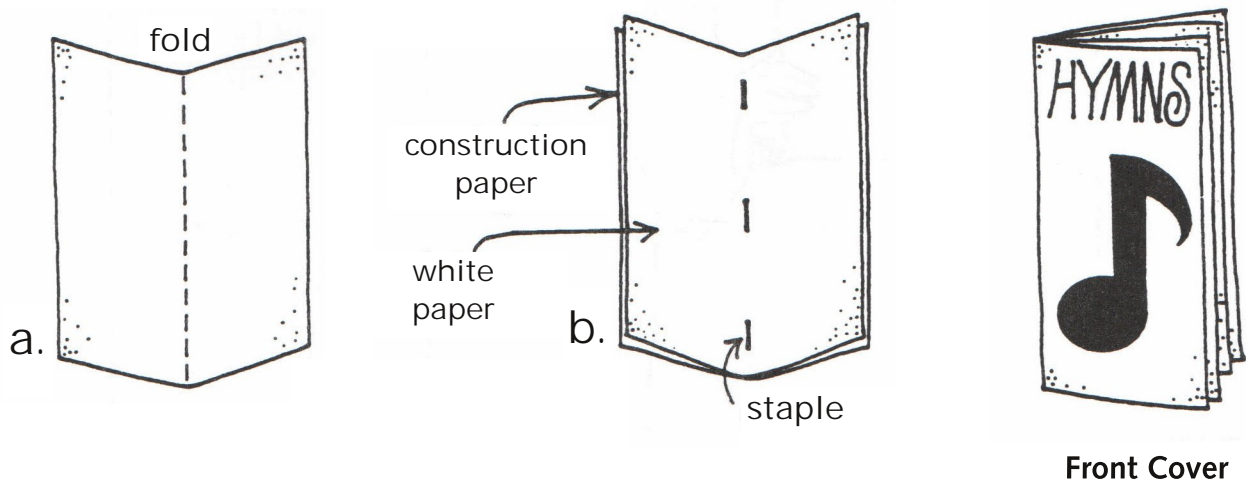
Trace the music note onto cardstock or an index card to make a template. Cut the music note out. Make as many templates as you need.


Materials

- Card stock or index cards
- Construction paper
- White paper
- Stapler
- Markers
- Scissors
- Glue


Instructions

1. Explain to the students that they will be making their own hymn book.
2. Give each student a music note.
3. Have the students trace the music note onto a piece of construction paper.
4. Cut the music note out and put it aside.
5. Give each student a piece of construction paper (for the cover of the book) and several sheets of white paper (for the "pages" of the book). Make sure the music note and book cover are different colors.
6. Fold the construction paper and white paper in half.
7. Then, place the white paper inside the construction paper and staple them together to make a book.
8. Glue the music note onto the front cover.
9. Have the students write "Hymns" or "Praise" on the front cover.
10. On the white pages, have the students write the lyrics of hymns and Bible songs that they can sing. (Encourage them by letting them choose their favorite hymns and songs.)
11. The students can use crayons or markers to decorate their hymn book as desired.





Inside



E1 Year 3 Book 4 Lesson 4—King Hezekiah Worships God

Homework Assignment

Name: _____ Parent signature: _____ Date: _____

Bible Truth: Hezekiah led the people to worship God by praying, singing, and offering.

Lesson Objective: To worship God in spirit and in truth.

Bible Reading: Please put a checkmark in the space when you complete the reading each day.

Prayer: Please put a checkmark in the space on the days you prayed to God.

	Sun	Mon	Tue	Wed	Thu	Fri	Sat
Bible Reading							
Prayer							

Memory Verse

Please write down this week's memory verse.

(John 4:24)

What I Learned from the Bible This Week

1. _____
2. _____
3. _____

Homework Assignment

Understanding What You Have Learned

Multiple Choice

1. ____ : What happened after the temple was cleansed?
 - a. The priests offered sacrifices.
 - b. The people who were at the temple worshipped God.
 - c. The Levites played instruments and the singers sang.
 - d. All of the above

2. ____ : When King Hezekiah's messengers read the letters to the people, _____.
 - a. They all laughed at the messengers.
 - b. Some of them laughed at the messengers but others went to Jerusalem to celebrate the Passover.
 - c. Everyone held the Passover at home.
 - d. Everyone went to Jerusalem to celebrate the Passover.

True or False

3. King Ahaz closed the temple because it needed to be repaired. _____

Fill In the Blank

joyful	themselves	tithe	idols	seven
--------	------------	-------	-------	-------

4. King Ahaz worshipped _____.
5. Before the Levites purified the temple, they cleansed _____.
6. The Israelites celebrated the Passover for _____ extra days because they were so _____.
7. The people offered _____.

Short Answer

8. Why were the people so joyful when they celebrated the Passover?

9. Why did God command the Israelites to celebrate the Passover?

10. How can you worship God with meaning? How can you prepare your heart to worship God? What is something you can be thankful for on the Sabbath?

LESSON 5

KING JOSIAH FINDS A SCROLL

BEFORE YOU TEACH

Josiah

At the young age of eight, Josiah succeeded his father, Amon, as king of Judah. At that time, the kingdom was a vassal of Assyria and as a result, Judah was strongly influenced to worship their false gods. Guided by a good mother and God-loving advisors, Josiah found his way to God at sixteen. By the time he was twenty, Assyrian power had declined somewhat and he seized this opportunity to rid the kingdom of idols. When he was twenty-six, Josiah ordered the repair of the damaged and neglected temple. The idols that had been placed in the temple area were also removed. During the renovation, the priest Hilkiah came across a copy of the Book of the Law. Many believe that this was the book of Deuteronomy and may even have been a temple copy of the Pentateuch. Josiah is known as one of the best kings of Judah and he worked hard to reform the kingdom and eliminate idol worship. Ironically, his father Amon and his grandfather Manasseh were two of the most wicked kings of Judah.

UNDERSTANDING YOUR STUDENTS

It is hard to imagine an eight year old becoming the leader of a nation. Even more astonishing is that by the age of twenty-six, Josiah was able to lead the country away from sin. Josiah was able to accomplish all this because he worshipped God. He was able to rid Judah of the idol worship that had crept back into the hearts of the people and turn them wholly back to God. The Bible says that there was no king like Josiah again.

Josiah is a wonderful example of one who exemplified a lifetime of faith. Your students can learn many valuable lessons from his life. Josiah set the stage at a very young age and showed that it is never too early to demonstrate having faith in God. 1 Timothy 4:12 records: "Let no one despise your youth, but be an example to the believers in word, in conduct, in love, in spirit, in faith, in purity." From the previous verse, we can see that being young is not an excuse. Everyone, including our six- to eight-year-old students can glorify God. Motivate your students by asking them how they can set examples for others in the areas of speech, life, love, spirit, faith, and purity. By discussing concrete ideas, students will know how to apply this verse to their lives. When they can successfully demonstrate an active faith at a young age, it will become a natural part of their lives as they grow up.

BIBLE TEXT

2 Kings 22-23; 2 Chronicles 34-35

BIBLE TRUTH

God wants His followers to obey His laws.

LESSON OBJECTIVES

1. To be wise and obey God's laws.
2. To carry out God's teachings at all times.

MEMORY VERSE

"Be doers of the word,
and not hearers only."

(James 1:22a)

PRAYER

In the name of the Lord Jesus, we pray. Lord Jesus, thank You for guiding us safely through another week. We want to learn Your words and obey Your commands. Even though we are still young, help us to set a good example for others so that we can give glory to Your name. Let us learn from the story of King Josiah today and apply it to our lives. Thank You for hearing our prayer. Hallelujah! Amen.

VOCABULARY

scroll: a roll of pressed plant fibers used as a writing surface
prophetess: a female prophet, one who delivers God's messages
scribe: a person who copies, writes; a government official

REVIEW

Last week, we learned about King Hezekiah. Hezekiah became king at the age of twenty-five. His father, King Ahaz, had been an evil king. However, unlike his father, Hezekiah wanted to do what was right in the eyes of God. What did Hezekiah do to the temple? (He cleaned it and restored the broken vessels.) After the temple had been cleaned and restored, Hezekiah called the priests and rulers together for a sin offering. At this time, the people of Israel had not celebrated Passover for a long time, and Hezekiah sought to change that. He sent messengers to Israel and told all the people in Judah to come together at Jerusalem to celebrate the Passover. Later on, Hezekiah also led the people in offering tithes by first bringing his own gifts to offer to God's house. Hezekiah put complete trust in the Lord and God blessed him in return. As he lay dying, Hezekiah pleaded to God to extend his life so he could continue to help the people. God answered his prayer by adding fifteen years to his life. We learned that it is important to worship God in spirit and in truth. That way, we can give glory to God in everything that we do.

BIBLE STORY

King Josiah

Today, we will learn about a king named Josiah. He became a king when he was very young. Can anyone guess how old he was? He was only eight years old! He was King Hezekiah's great-grandson. Like his great-grandfather, Josiah was a good king. He obeyed God's commands. He was very different from his father and grandfather, who had both worshipped idols.

When Josiah was still young, he saw that the temple Solomon had built was dirty and broken. He wanted to repair it and clean it up. When the people of the land heard about this, they were willing to help and they offered money. So Josiah sent his scribe, Shaphan, to take care of this. The king told Shaphan to make sure that the money that the people offered would be used to repair the temple. A high priest named Hilkiah was also in charge of the repair work. He made sure that everything was being done properly.

The Book of Law Is Found

Every day, the people worked hard to repair the temple. Some people worked on the steps, some on the walls, and some just cleaned out all the dirt that had accumulated over the years. Every now and then, Shaphan would go and see how the reconstruction was progressing. Then, he would report back to Josiah.

One day, as Shaphan was finished looking over the repairs, Hilkiah came to speak to him. He had found something special while the people were cleaning out the temple. It was a scroll.

"Look at what I found," Hilkiah said, "It is the Book of Law."

Shaphan took the scroll and read it slowly. He realized that the scroll had the laws that God gave Moses a long time ago. He knew that the king would want to see it, so he took it and rushed back to the palace.

When Shaphan saw King Josiah, he showed him the scroll. The king had never seen this before. He asked his scribe to read it to him. As Josiah listened to God's word, he knew that his people had not obeyed God's rules. Josiah became upset. He stood up and tore his clothes. He realized that, for many years, the people had not followed God's commands. He turned and spoke to Shaphan.

"Go, ask the Lord for me about the words of this book which has been found," said King Josiah. "I know the Lord is very angry because our fathers have not obeyed God's laws."

So Shaphan, Hilkiah the high priest and three other men went to see a prophetess of God. Her name was Huldah.

Huldah Gives God's Answer

After they asked Huldah about the scroll, she gave them God's answer.

"The Lord says, 'I will bring disaster to this place and on the people who live there because they have forsaken me.'" For so many years, the people had forsaken God. Even though God loved them so much and cared for them, they worshipped idols and didn't care about the temple. So, God was going to punish them for their sins.

But Huldah told the men that God had a special message for Josiah: "Because your heart was tender and you humbled yourself before God when you heard what I spoke against this place, you will go to your grave in peace. Your eyes will not see the disaster which I will bring on this place." God saw that King Josiah had a good heart and led the people to worship God. So, King Josiah wouldn't see the disaster that would happen. After hearing these answers from God, the men brought these messages back to the king.

Josiah's Reforms

When Josiah heard the words of God, he was sad. Even though God had said that he would spare the land while Josiah was the king, he knew that he had to make changes now. It was his responsibility as a king. He realized everyone had to repent for their sins.

After he realized all the mistakes they had made, King Josiah tried his best to change. King Josiah wanted everyone to obey God. "I must read God's Law to the people," King Josiah thought. So, he gathered all the people and they went to the temple. He read all of the laws to the people. Then King Josiah made a promise to

the Lord. He promised to obey the words of the law and follow God with all his heart and all his soul. Everyone also joined in the covenant with him. They promised to do everything God told them to do. King Josiah got rid of all the idols that were in the land so that they could worship the Lord faithfully. He knew that his fathers were wrong to worship false gods. He also ordered the people to celebrate the Passover because they hadn't done so for a long time.

Josiah Follows God's Teachings

What are some things that we learned today? We learned that King Josiah followed God's teachings. Although he was young when he became king, Josiah did the right thing by obeying God. When King Josiah heard the words of the Book of the Law being read to him, he asked his men to go to Huldah because he wanted to ask God about the Book of the Law. Josiah didn't just stop after he heard the words of God. He carried out the words by making a covenant with God to follow the teachings and ordering the celebration of the Passover. We can see that Josiah was a good king who led the people to carry out God's teachings.

CHECK FOR UNDERSTANDING

1. **How old was Josiah when he was crowned king?** Eight years old.
2. **What did Josiah want to repair?** The temple.
3. **How did Josiah repent before God when he realized the people had not been following God's commands?** He tore his clothes.
4. **What was King Josiah determined to keep?** God's commands/laws.
5. **What did Hilkiah find when the temple was being repaired?** The Book of the Law.
6. **What did Josiah and the people of Judah try to do after they heard the words in the Book of the Law?** They tried hard to obey God's laws.
7. **What does it mean to obey God's laws?** To listen to God's words and do them.
8. **Why did Shaphan, Hilkiah, and the other men go to find Huldah?** Because Josiah instructed the men to ask God about the words of the Book of the Law. They sought Huldah since she was a prophetess, or a messenger of God.
9. **Why did God spare Josiah from seeing the disaster that would happen?** Because Josiah humbled himself.

MEMORY VERSE PRACTICE

Please reinforce the memory verse every week.
You can practice the memory verse with your students anytime during class.

"Be doers of the word, and not hearers only." (James 1:22a)

HOMEWORK ANSWER KEY

1. C
2. B
3. False; he obeyed God's laws.
4. True
5. True
6. temple
7. Moses
8. Answers may vary.
9. Answers may vary.
10. Answers may vary.

SPIRITUAL TEACHING & LIFE APPLICATION

Spiritual Teaching

Carry out God's teachings.

I. "When the king heard the words of the Book of the Law."

How did the king react when he heard the words in the Book of the Law? The Bible said that he tore his clothes. The hearing of God's word had **a spiritual impact** on King Josiah. The tearing of clothing was an expression of horror and astonishment. In the strongest way possible, Josiah grieved for himself and for the nation. This was an expression of deep conviction of sin. Nowadays, we don't really tear our clothes, but the Bible teaches us that we should still repent when we do wrong. "The sacrifices of God are a broken spirit; a broken and contrite heart, O God, you will not despise." (Ps 51:17)

II. "Go, inquire of the Lord for me."

What did the king do after he tore his clothes? He sought after the Lord. He commanded Hilkiah the priest, Shaphan the scribe, and three others to "inquire of the Lord" for him. King Josiah didn't do this because he knew nothing of God or how to seek Him. He did it because he felt so convicted with sin that he did not know what to do next.

III. "For great is the wrath of the Lord that is aroused against us."

Josiah knew that the kingdom of Judah deserved judgment from God. He could not hear the word of God and respond to the Spirit of God without seriously confronting the sin of his kingdom. King Josiah decided to read from the Book of the Law for everyone to hear. The people listened carefully and were so surprised when they heard God's word. The people realized that they had been living against God's teachings and His laws. So, the king made a covenant before God. All the people who listened made a commitment to keep God's commandments, testimonies, and statutes, with all their heart and all their souls!

As we learned from today's lesson, it is very important to carry out God's teachings after we have heard them.

Encourage your students to apply God's teachings to their lives. Today, the students have just heard the story of King Josiah. Guide them to recognize what they can take away from the story, what they learned, and how they can apply God's teachings to their lives.

Just as Jesus Christ said before, when we carry out God's teachings, we are like a tree that bears good fruit.

Life Application

1. Be a wise builder

Jesus Christ said that anyone who hears God's words and practices them is like "a wise man who built his house on the rock." However, anyone who hears God's words but doesn't practice them "will be like a foolish man who built his house on the sand." (Mt 7:24-26) Encourage the students to remember God's words and carry them out.

Tell the students: "Jesus Christ once talked about two people. One built his house on the rock, while the other built his house on the sand."

On the whiteboard, draw a man standing next to a house built on sand. Then, draw a man standing next to a house built on a rock. Draw rain, floods, and wind beating on the houses.

Ask the students: "What do you think will happen to these houses? Why?" Have students share in pairs or as a whole class. Emphasize that the house on the rock will stand despite the rain, floods, and wind because it is founded on the rock. Explain that we are like the builders of these houses. Jesus Christ taught us that if we only hear God's words, we will be like the man who built his house on sand. But, if we hear God's words and carry them out, we will be like the person who built his house on the rock. Encourage the students to be like the wise person who built his house on the rock!

Illustrate this teaching point with paper houses. Take two trays and put a rock in one and sand in the other. Tape one house onto the rock. Then, put the other house on top of the sand. Blow on the houses to represent the wind, and pour water onto the houses to represent the rain and floods.

Since we want to be like the wise man who built his house on the rock, we should carry out God's teachings!

What would you do in these situations? (Some possible answers are listed.) The students can discuss these with each other, act them out, etc.

1. A sibling or friend yells at them. (Forgive them by not holding a grudge.)
2. Mom or Dad reminds them to do their homework. (Obey without complaining.)
3. A sibling or friend apologizes to them. (Forgive them.)
4. Mom and Dad are very busy. (Love them by helping them do chores, asking them if they need anything, praying for them, etc.)
5. Mom or Dad says they can eat 2 cookies. They really like cookies, and Mom and Dad aren't watching them while they get the cookies. (Be honest and take 2.)

2. Know God's words

King Josiah listened carefully to God's teachings. He had to remember them in order to carry them out. Encourage your students to follow after King Josiah and memorize God's words so they can carry them out. Apply this teaching by taking time to focus on the memory verse. Feel free to share a Bible verse that you like with the class. Encourage students to memorize Bible verses. "Be doers of the word, and not hearers only" (Jas 1:22a).

ACTIVITY

1 Be a Doer!

Objective: To remind students to listen to and carry out God's words.

Materials

- Pencil
- Colored pencils or markers
- Scissors
- Poster board
- Bible templates

Instructions

Today, we learned that after King Josiah heard the words from the Book of the Law, he immediately repented. Then, he put God's commands into action. What's one thing that he did? [Have students share.] We can see that Josiah was not only a hearer of God's words, but also a doer! Let's also be doers of God's words!

1. Have students brainstorm one thing that they will do. Distribute one Bible template to each student. Ask students to write their goal on the left side of the Bible and draw a corresponding picture on the right side.
2. When students are finished, have them sit in a circle. Have one student share his/her goal and picture with the class and then tape it on the poster board. Repeat until everyone has shared.
3. Conclude by encouraging the students to carry out their goal.

2 "A Young King" Role-play

Objective: To encourage the students to obey God's words by role-playing King Josiah.

Materials

- Construction paper
- Pencil
- Assorted yarn
- Markers
- Glue
- Scissors
- Tape or stapler

Instructions

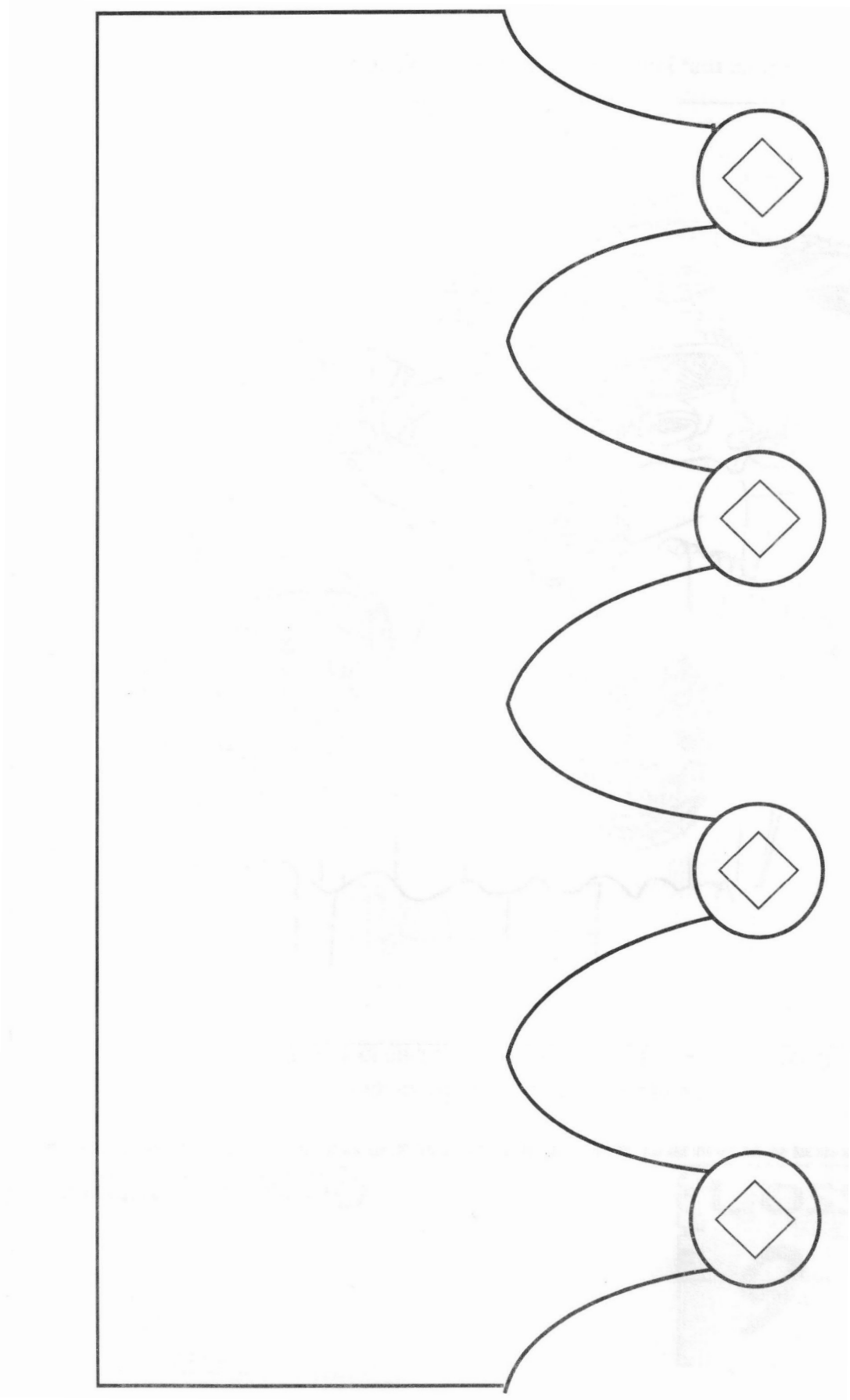
1. Cut out the crown template and trace it onto construction paper.
2. Cut out the two crown pieces and decorate them with yarn or markers. You can coil some yarn for a jeweled look.
3. Tape or staple the two crown pieces together so that the crown fits securely on your head.
4. Have each student take turns pretending that they are the young King Josiah. Let each student tell the class how they obeyed God as the king.

3 An Interview with a Young King

Objective: To review the story by interviewing and role-playing King Josiah.

Instructions

1. Have students write 3-5 questions that they would ask King Josiah. Explain that the questions should be about the story and questions to which they know the answer. [Sample questions are listed at the bottom. You can demonstrate the interview with a question or two.]
2. Arrange students into pairs.
3. Designate one student in each pair to be King Josiah and the other student to be the interviewer.
4. Have the interviewer ask their questions first. Interviewers can pretend to be holding a microphone by making a fist. Then, switch roles.
5. Some sample questions are listed below:
 - a. Hi, I'm very glad to be able to interview you today King Josiah. How old were you when you became king?
 - b. I learned that while the temple was being repaired, Hilkiah found something. What did he find in the temple?
 - c. Why did you tear your clothes?
 - d. What were the messages that God gave to Huldah?
 - e. I understand that you realized the people needed to repent for their sins. What action did you take so the people would realize that?



E1 Year 3 Book 4 Lesson 5—King Josiah Finds a Scroll

Homework Assignment

Name: _____ Parent signature: _____ Date: _____

Bible Truth: God wants His followers to obey His laws.

Lesson Objectives: 1. To be wise and obey God's laws.
2. To carry out God's teachings at all times.

Bible Reading: Please put a checkmark in the space when you complete the reading each day.

Prayer: Please put a checkmark in the space on the days you prayed to God.

	Sun	Mon	Tue	Wed	Thu	Fri	Sat
Bible Reading							
Prayer							

Memory Verse

Please write down this week's memory verse.

(James 1:22a)

What I Learned from the Bible This Week

1. _____
2. _____
3. _____

Homework Assignment

Understanding What You Have Learned

Multiple Choice

- ____ : Who was Hilkiyah?
 - A high priest who was in charge of the temple's repairs
 - The person who found the Book of the Law
 - Both A and B

- ____ : King Josiah's men went to find Huldah, because _____.
 - Huldah could read very well
 - King Josiah wanted to ask God about the Book of the Law, and Huldah was a prophetess of God
 - King Josiah didn't care about the Book of the Law

True or False

- King Josiah was like his father and grandfather. He did not obey God's laws. _____
- After the Book of the Law was found, King Josiah and the people made a promise to obey God. _____
- King Josiah ordered the people to celebrate Passover because they hadn't done so in a long. _____

Fill In the Blank

- The people offered money to help repair the _____.
- The Book of the Law contained laws that God gave _____ a long time ago.

Life Application

- When we do something wrong today, what can we do to repent?

- Have you ever replied, "I am too young to do that," when asked to help out? What if you were asked to do the same task today? What would your answer be?

- We learned that it is important not only to listen to God's words, but also to follow them. We should be doers of God's words. Write two ways you can be a doer of God's words.

LESSON 6

EZRA THE SCRIBE

BEFORE YOU TEACH

Persian Kings

In 586 BC, Nebuchadnezzar, King of Babylon, captured the southern kingdom of Judah and destroyed the temple and Jerusalem. He took many of the temple's treasures to Babylon. Later, the Medes and Persians conquered Babylon. In 539 BC., King Cyrus of Persia permitted the first group of exiled Jews, approximately 50,000, to return to Jerusalem. Zerubbabel led this first group of exiles. In 522 BC, King Cyrus' son, Darius, became king (this Darius was not Darius the Mede who ruled during the time of Daniel). Darius was succeeded by King Xerxes (also known as Ahasuerus), whom Esther married. He was succeeded by his son, Artaxerxes I. In 458 BC, Artaxerxes I permitted Ezra and a second group of exiles to return to Jerusalem. This occurred approximately 80 years after Zerubbabel's return. In 445 BC, Artaxerxes I allowed Nehemiah to travel to Jerusalem to repair the city walls.

Ezra

The author of the Book of Ezra, his name means "help." His father was Seraiah. As a descendent of the high priest Aaron, Ezra was from a priestly lineage (Ez 7:1-5). Ezra was also a scribe well-versed in the Law of Moses, commandments of the Lord, and statutes of Israel (7:6, 11). Ezra was born in Babylon. At that time, Babylon had destroyed the kingdom of Judah and had brought its people to Babylon as captives. While in Babylon, God commanded the exiles to "build houses and well in them; plant gardens and eat their fruit. Take wives and beget sons and daughters." After they stayed in Babylon for seventy years, God would visit them and bring them back to Israel (Jer 29:4-6; 10).

Ezra shows us the importance of preserving our faith, especially when in a foreign land. His determination allowed him to do extraordinary works for God. He led the second group of exiles to Jerusalem in a spiritual revival.

Scribes

In the Old Testament, Scribes held important roles in the Jewish community. The root meaning of the word "scribe" is "one who writes". Scribes could be identified by the inkpots that they placed in their belts. Prior to the invention of printing, scribes copied official documents by hand. They would also write letters and decrees, and keep financial records. In addition to copying the law, the scribes read and explained the law to the Jews.

In the New Testament, scribes were a special group among the Jewish religious leaders. Their primary duties were to study and teach the Law of Moses. They also settled legal disputes. They had leadership and authority in the Jewish community. Together with the Pharisees and high priests, scribes openly opposed the Lord Jesus.

BIBLE TEXT

Ezra 7-10; Nehemiah 8

BIBLE TRUTH

Ezra devoted himself to the study of the Law of Moses.

LESSON OBJECTIVE

To emphasize the importance of learning God's words and living a God-pleasing life.

MEMORY VERSE

"How sweet are Your words to my taste,
sweeter than honey to my mouth!"

(Psalm 119:103)

PRAYER

In the name of the Lord Jesus, we pray. Thank You, Lord, for bringing us once again to Your holy temple to worship You. Thank You for giving us Your precious Holy Spirit and Your word. Today, we will learn about Ezra, a man who loved Your word and was determined to learn it. Lord Jesus, please give us the same desire to love and learn Your word for Your word is more precious than gold or silver, and it makes our lives good and joyful. Lord, please open our hearts to hear Your word. May all glory be to our Father in heaven. Hallelujah. Amen.

UNDERSTANDING YOUR STUDENTS

Born in Babylon as a Jewish captive, Ezra had never been to Israel. Thus, Ezra grew up in an environment without the temple, worship, or priestly duties. Despite this, Ezra did not assimilate into the Babylonian culture, custom, or religion. Rather, he held firmly to his faith and became a great worker for God.

At this time, your students may not fully realize the importance of knowing God's word and how it may be

applied to their lives. They may wonder why they need to go to church and have R.E. homework while their friends can enjoy themselves on weekends. Ezra's foresight and faith helped him see the importance of God's words in his life and the life of the Israelites. Encourage your students to equip themselves with the word of God to help themselves and others accomplish extraordinary works for God.

VOCABULARY

- foreigner:** a person belonging to another country
- scribe:** a person who studied and taught the laws of God
- confess:** to admit one's sins
- pagan:** a non-believer, idol-worshipper

REVIEW

Last week, we learned young King Josiah who was determined to bring the people back to God. King Josiah's father and grandfather worshipped idols and sinned against God, but Josiah did what was right in the eyes of God.

During his time as king, Josiah removed idol worship and repaired the temple that Solomon had built. One day, the high priest Hilkiah found the Book of the Law in the temple and showed it to Shaphan, the king's scribe. Shaphan read the Book of the Law to King Josiah, who tore his clothes upon hearing the words. He realized that the people had been neglecting God's laws for all these years. After consulting Huldah the prophetess, Josiah gathered all the people at the temple and read from the Book of the Law. At that moment, the people made a covenant to follow God's laws.

We learned that even though Josiah was only eight years old when he became king, he tried very hard to serve God and obey His words. We should follow Josiah's example, because God can do amazing things through children.

BIBLE STORY

Ezra the Scribe

The people of Judah disobeyed God and did many evil acts, such as worshipping idols. God sent many prophets to warn them and encourage them to repent, but they continued in their sins. Consequently, God punished them by sending the Babylonians to destroy their country and the temple. The Babylonians took the Israelites captives and brought them to Babylon. While they were in Babylon, God still watched over them. He told them to make Babylon their home by building houses and planting gardens and vineyards. They were to marry and have families. God promised that after seventy years, He would bring His people back home to Judah again.

In Babylon, there lived a priest named Seraiah who had

a son named Ezra, which means "help." Ezra indeed became a great help to the people of God. Let's turn to Ezra 7:10 to find out how Ezra prepared himself to help the people [have students read aloud]. Ezra sought to understand God's laws and teach them to the Jews.

Ezra, like his father, was a priest. In addition, he was a scribe. A scribe was a person who copied, studied, and taught the laws of God. Although Ezra had been born in a foreign land, without a temple in which to worship God and around people who neglected God, Ezra did not forget about God or His word. He was determined to study and obey God's laws and to teach those laws to the people of Israel.

The King Helps Ezra

As time passed, God put it into Ezra's heart to return to Jerusalem. In fact, eighty years before, a group of people had already returned to Jerusalem to rebuild the temple. But things were not going well for them and many of them did not live according to God's teachings. Ezra wanted to return to Jerusalem to teach the people God's laws, so they could turn back to God.

First, Ezra had to ask the king for permission to return to Jerusalem. When King Artaxerxes learned of Ezra's request he did a very surprising thing. He not only allowed Ezra to go help his own country, but he also wrote a very important letter to Ezra.

The letter read, "Any of God's people who want to return to Jerusalem with Ezra may go. I will help by offering much gold and silver. Take the money to Jerusalem and use it to buy animals and grain as offerings to God. I will return the articles of the temple reserved for God so that you can put them where they belong. If you run out of money or anything else, you may ask for more funds from my royal treasury. I have also commanded the treasurers in other countries to supply you with wheat, wine, salt, and whatever God wants for His temple."

Ezra was overjoyed when he read the letter. He praised God for the king's generosity and kindness. God had listened to his prayer and moved the heart of the king.

Ezra Prepares for the Journey

Next, Ezra asked the Israelites to come with him. Some were very happy to join Ezra. They knew God wanted them to go to Jerusalem and rebuild the city. However, others did not want to leave. Their homes, jobs, families and friends were in Persia. Jerusalem was so distant and foreign. It was a destroyed and desolate city. Eventually, about two thousand people traveled with Ezra, determined to rebuild Jerusalem.

Ezra prepared the materials and equipment he needed for his journey. Here are some of the important things that Ezra took with him. [Prepare and post pictures of these items on the board.]

- Gold and silver
- Temple articles
- Food,
- Clothes
- Water
- Camels, donkeys, and other animals for transportation

There were a lot of things Ezra had to prepare for the journey. He made sure there was enough food to feed the 2,000 people traveling with him. He counted all the gold, silver, and temple articles. He appointed people to carry them and keep them safe from robbers and bandits. Ezra instructed the people to fast and pray to ask God to bless and protect their journey. Soon, Ezra and the 2,000 people

bid farewell to their friends and family. They spent four months traveling to Jerusalem.

Ezra Prays for the People

It was not long before Ezra found out just how badly the people in Jerusalem needed to hear the word of God. Ezra found that many of the Jewish people, including priests, Levites, and Jewish leaders, had married the pagan women who worshipped idols! God had commanded His people not to marry these types of women because they would lead them to worship idols.

Ezra was so upset to hear the news. He tore his clothes and pulled the hair from his head and beard. He sat and did not speak until evening. Bowing before the Lord with tears, Ezra prayed and confessed to God for their great sins. He knew that if the people continued to sin and disobey God, God would punish them instead of bless them. God might even hand them over to their enemies once again. As Ezra prayed, a large group of men, women, and children gathered around him. Ezra then rose up to remind them of God's teachings. He told them to repent and follow God's words. When the people heard Ezra's words, they promised to separate themselves from the foreigners and their pagan wives and return to God.

Ezra Reads the Law

The people in Jerusalem had not heard God's laws for a long time. Without God's word, they often did things that were wrong in God's sight. One day, all the people gathered together by the Water Gate and asked Ezra to read the Book of the Law to them. The people listened attentively as Ezra read it from early morning until noontime. When they heard God's word, they began to cry. But Ezra and the Levites told the people, "Do not cry, for this is a day to celebrate and rejoice." So for seven days, the people gathered together to hear Ezra read the word of God. There was great joy, because they heard and understood God's words.

CHECK FOR UNDERSTANDING

1. **Ezra was a fisherman whose name meant "forgiveness."** False; he was a scribe whose name meant "help."
2. **Ezra went back to Jerusalem to teach the people about God.** True.
3. **Ezra and the people traveled for six months to Jerusalem.** False; they traveled for four months.
4. **King Artaxerxes didn't help with Ezra's journey.** False; he provided money and supplies.
5. **When Ezra arrived at Jerusalem, he found that many of the people had married pagan wives.** True.
6. **What was Ezra determined to do?** To study, follow, and teach God's word to the people.
7. **How did Ezra help his people?** He led the people back to Jerusalem and taught them God's word so that they could turn back to God.
8. **What did Ezra do when he heard that the people in Jerusalem had married pagan wives?** He tore his clothes and pulled out hair from his head and beard. Then, he prayed and repented to God for their sins.
9. **How were the people when they heard Ezra read from the Book of the Law?** They were attentive and joyful.

MEMORY VERSE PRACTICE

Please reinforce the memory verse every week.
You can practice the memory verse with your students anytime during class.

"How sweet are Your words to my taste, sweeter than honey to my mouth!" (Psalm 119:103)

HOMEWORK ANSWER KEY

1. C
2. A
3. B
4. False; he gave them money and supplies.
5. False; they traveled for four months.
6. True
7. He was determined to study, follow, and teach God's word.
8. They were attentive and joyful.
9. God's word is like honey, a lamp, a mirror, milk, a sword, and bread.
10. "How sweet are Your words to my taste, sweeter than honey to my mouth!" (Psalm 119:103)

SPIRITUAL TEACHING & LIFE APPLICATION

Sweeter Than Honey

Materials

- Bread
- Lamp
- Sword (toy/picture)
- Mirror
- Glass of milk
- Small bowl of honey
- Plastic spoons

The Bible uses many different objects to describe the word of God. As you introduce each item, ask the students to read the relevant Bible verses. Next, divide the students into pairs and assign one scenario to each pair. Ask each pair to read the scenario and discuss the questions. After they are done, ask them to share their answers.

1. God's word is the bread of life (Jn 6:35). When we are hungry, we eat food, such as bread. Similarly, our soul becomes hungry, too. Hearing and understanding God's word gives our soul nourishment and satisfaction, so our spirituality may be strengthened.

Ben loved to watch television. Each day, Ben would sit for many hours watching his favorite shows. One day, Ben's parents decided that the family would read the Bible and pray together before bedtime every night. Ben hated this idea. He complained constantly to his parents. However, as time passed, Ben found that he looked forward to prayer and Bible reading each evening. He liked listening to the Bible stories and sharing his thoughts with his family. It made him feel content and happy. Ben realized that he no longer wanted to keep watching the television.



How did Ben show that he was hungry in spirit? How can we tell if we are hungry in spirit? Think of ways that we can eat of God's words.



2. God's word is like a lamp to our feet (Ps 119:105). A lamp provides light so that we can see the path. Without a lamp, we will get lost in the darkness and stray from the right path.

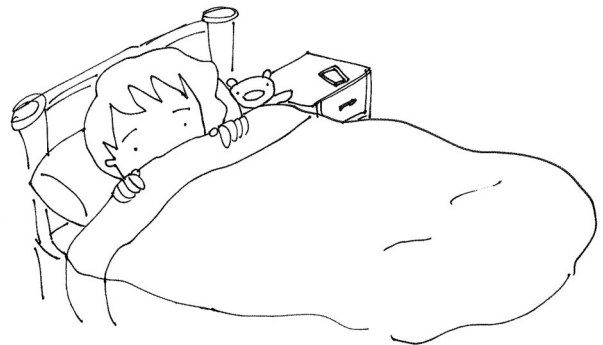
Josh liked to attend R.E. classes, but he didn't like to memorize the weekly memory verses. His teacher reminded him that it was important to store up God's word in his heart, because they would guide him in his daily life. One day, Josh saw his friends at the school playground. He noticed that they were trying to put bugs into people's backpacks. They would laugh when the people screamed upon discovering the bugs. Josh wanted to join in but suddenly he remembered a memory verse

that he learned in R.E. class, which said, "As I have loved you, that you also love one another" (Jn 13:34b). Josh knew that scaring others was not loving nor pleasing to God.


The word of God leads us to God. How was God's word a lamp to Josh? Share a time when God's word was a lamp to your feet.

3. God's word is like a sharp sword (Heb 4:12). A sword is used in battle to fight our enemies. We use the word of God, the sword, to defeat our enemy, Satan.

Cassie usually slept alone in her own room. One night, Cassie woke up from a bad dream. She felt very afraid but she didn't dare to get out from under her covers to go to her parents' room. Cassie gathered some courage to switch on her bedside light. She noticed a picture next to her. There was a Bible verse below it that read, "I will not leave you nor forsake you" (Josh 1:5b). Cassie repeated the verse many times in her mind. Soon, she no longer felt afraid and quickly fell asleep again.



Satan uses many different ways to frighten us or weaken our faith. He finds ways to tempt us and make us fall. But God has given us His word, which is a powerful, sharp sword, to fight against Satan. When we use God's word, Satan will flee from us. How did Cassie use God's word to fight against Satan?



4. God's word is like a mirror (Jas 1:23-25). A mirror shows our reflection, so we can see our physical appearance. When we listen to God's word, we can see our spiritual reflection, which shows us when we are righteous or sinful and in need of correction.

Lauren was very angry. Her little sister had accidentally spilled milk over the painting she had to do for homework. Lauren was so furious that she shouted at her sister and made her cry. Lauren threw her ruined picture into the trashcan and ran to her room. Later, Lauren's mother comforted her about the picture and explained that it was an accident. She then asked Lauren to read from James 1:19: "Let every man be swift to hear, slow to speak, slow to wrath." Lauren realized that it was wrong to be so angry with her sister and hurt her with mean words, so Lauren apologized to her sister.

How was God's word like a mirror to Lauren? Have you used God's spiritual mirror to look at yourself each day? What do you see?

5. God's word is like spiritual milk (1 Pet 2:2). Milk is nutritious and allows us to grow healthily. It makes our bones and teeth strong. God's word also helps us to grow and become strong.

Jill came to R.E. class only because her mother brought her each week. She wasn't interested in listening to the Bible stories or praying. Jill was more interested in being with her friends and doing fun things. Gradually, as Jill learned more about the Bible and prayed more, she believed that God loved her very much. She wanted to show her love for God by obeying His word and being kind to others.



How did Jill grow in faith? What made her faith grow?

6. God's word is like honey (Ps 119:103). [Have students taste the honey using the plastic spoons.] Honey is very sweet and gives us energy. However, God's word is even sweeter than honey! The sweetness of God's word is not tasted with our tongues, but experienced in our lives. Sometimes in life, we face troubles or difficulties, but God's word makes our life sweeter and more joyful.



Dora had switched to a new school. She really missed all her friends and teachers at her old school. Dora often felt very lonely. One day, Dora told her mom about this. Dora's mom comforted her, saying that she did not need to be lonely or scared because Jesus would always be with her. Jesus said, "I am with you always, even to the end of the age" (Mt 28:20). Whenever Dora felt sad or lonely at school, she could speak to the Lord Jesus. Dora felt much better hearing those words. Soon, Dora made some new friends at her school.

How did God's word make Dora's life sweeter? Share how God has made your life more joyful and sweet.

Conclusion

We can see that there are many blessings that come from knowing God's words. Ezra was determined to study, do and teach God's words. The Psalmist also understood how important God's words were. In Psalms 119:11, he writes, "Thy word have I hid in mine heart, that I might not sin against thee." He understood the importance of knowing God's word, and storing and hiding them in our hearts.

How do we store God's word in our heart? Do we write it on our hearts with a marker or pen? [Allow student to respond.] We store and hide God's word in our hearts by memorizing it. Through memorization, the Holy Spirit writes the word of God upon our hearts. And, when we think of it or talk and share about it with others, the word of God becomes deeply ingrained in our hearts. It will guide us to walk in the right way.

Let us work hard to learn, memorize, and practice God's word in our daily lives.

ACTIVITY

1

Store the Word of God in Our Hearts

Objective: To help the students memorize Bible verses through games.

Write out the suggested Bible verses on the board. Have the students recite them a few times. Then, use the following games to help students memorize the verses.

Suggested Bible Verses

- "Your word is a lamp to my feet and a light to my path." (Ps 119:105)
- "How sweet are Your words to my taste, sweeter than honey to my mouth!" (Ps 119:103)
- "The word of God is living and powerful, and sharper than any two-edged sword." (Heb 4:12)

A. Memory Verse Scramble

1. Print the verse on index cards, writing one word per card. (If the Bible verse is long, write two or more words per card.) Make one set for each team.
2. Divide class into teams of 3 and give each team a set of cards.
3. Have the teams race to put the cards in the proper order.

B. Memory Verse Hopscotch

1. If your classroom space permits, use masking tape or painter's tape to outline a hopscotch grid on the floor.
2. Print the verse on index cards, writing one word per card. (If the Bible verse is long, write two or more words per card.) Make one set for each team.
3. Tape one card in each box.
4. Have the students take turns jumping through the hopscotch in the proper order while saying the verse.
5. In the second round, remove some of the cards and repeat step 4.

E1 Year 3 Book 4 Lesson 6—Ezra the Scribe

Homework Assignment

Name: _____ Parent signature: _____ Date: _____

Bible Truth: Ezra devoted himself to the study of the Law of Moses.

Lesson Objective: To emphasize the importance of learning God’s words and living a God-pleasing life.

Bible Reading: Please put a checkmark in the space when you complete the reading each day.

Prayer: Please put a checkmark in the space on the days you prayed to God.

	Sun	Mon	Tue	Wed	Thu	Fri	Sat
Bible Reading							
Prayer							

Memory Verse

Please write down this week's memory verse.

(Psalm 119:103)

What I Learned from the Bible This Week

1. _____
2. _____
3. _____

Homework Assignment

Understanding What You Have Learned

Multiple Choice

1. _____ : Ezra's name means " _____."
 - a. Forgive
 - b. Save
 - c. Help

2. _____ : Ezra was a _____.
 - a. Scribe
 - b. Tax collector
 - c. Fisherman

3. _____ : What did Ezra do when he heard that the people living in Jerusalem had married pagan wives?
 - a. He became angry and began to beat them.
 - b. He tore his clothes and pulled out hair from his head and beard. Then he prayed and repented to God.
 - c. He decided to go back to Persia.

True or False

4. King Artaxerxes allowed the people to return to Jerusalem but refused to help them any other way. _____
5. It took Ezra and the people six months to reach Jerusalem. _____
6. Ezra decided to travel to Jerusalem because he wanted to teach God's word to the people. _____

Short Answer

7. What was Ezra determined to do?

8. How did the people react when they heard Ezra read from the Book of the Law?

9. List down four things that the word of God is like. An example has been done for you.
 - a. God's word is like honey.
 - b. God's word is like _____
 - c. God's word is like _____
 - d. God's word is like _____
 - e. God's word is like _____

10. Write out this week's memory verse.

LESSON 7

NEHEMIAH REBUILDS THE WALLS

BEFORE YOU TEACH

Nehemiah

Nehemiah means "the comfort of Yahweh." Nehemiah lived up to his name by bringing the comfort of God to the people in Jerusalem. When Nehemiah heard about the state of Jerusalem, he prayed to God and repented for the sins of Israel. As a result of his prayer, God moved the heart of King Artaxerxes to send Nehemiah to rebuild Jerusalem. Thus, Nehemiah left his position as the king's cupbearer to rebuild Jerusalem's walls. When he arrived, Nehemiah mobilized the people to rebuild the city walls. While rebuilding the wall, the people encountered opposition and attacks from their enemies, but Nehemiah encouraged the people to continue building. He also organized them to guard the city from their enemies. Nehemiah's life serves to teach us that to accomplish things for the sake of God's kingdom, we must pray, take action, persevere, and sacrifice. Nehemiah's constant prayers pervade throughout (Neh 1:4; 2:4; 4:4, 9; 5:19; 6:9, 14; 13:14, 22, 29, 31) and remind us that praying and doing go hand in hand.

The Walls and Gates of Jerusalem

A city's wall is very important, because it defends the city against invaders. Strong walls fortified Jerusalem. The Jebusites, who occupied Jerusalem before David conquered the city, built a massive wall on Jerusalem's vulnerable north side. Solomon, David's son, extended the city walls northward to include the area where he would later build the Temple. Jerusalem covered approximately 32 acres. King Hezekiah expanded the city and extended its walls westward to accommodate its growing population. The city then covered approximately 135 acres. Hezekiah built very strong walls that were five meters (16.4 ft.) deep to surround the city. Archaeologists have unearthed large sections of this wall. Nehemiah traveled to Jerusalem to repair the wall and gates built during Hezekiah's reign. The western wall was not included in the repair.

The Bible gave a detailed list of Jerusalem's gates. These gates were the Sheep Gate, Fish Gate, Old Gate, Valley Gate, Refuse Gate, Fountain Gate, Water Gate, Horse Gate, and East Gate. The Bible also gave clues as to how the gates were named. For example, the Fish Gate was likely named for the fish market run by men from Tyre who lived in Jerusalem (Neh 13:16). Additionally, Acts 3 of the New Testament mentions the Beautiful Gate, which is likely the eastern gate in Herod's temple, which led from the court of the Gentiles into the court of women.

The city gates were the weakest points along the city walls. If the city gates were destroyed, the enemies could enter the city unhindered. The doors of each gate were made of wood reinforced with metal. Iron beams barred the doors from opening when closed. Guards were posted at towers next to each gate to defend the gate. At night, the gates were shut to prevent enemies from entering the city.

BIBLE TEXT

Ezra 7; 9:1-4
Nehemiah 1:1-2:18; 6:15-16

BIBLE TRUTHS

1. Nehemiah relied on God's power to rebuild the walls and gates of Jerusalem.
2. Nehemiah overcame obstacles through prayer and perseverance.

LESSON OBJECTIVES

1. To encourage students to persevere in doing the right thing, even when it is difficult.
2. To encourage students to rely on God's power to overcome all adversities.

MEMORY VERSE

"I can do all things through Christ who strengthens me."

(Philippians 4:13)

PRAYER

In the name of the Lord Jesus Christ, we pray. Thank You for giving us Your holy Sabbath so we can gather to worship and praise You. We will encounter adversities when we do what is right, but Lord, do not allow our adversities to discourage us from following Your will. You promised to be with us, to help us, and to give us the strength and courage to obey Your commandments. Please open our hearts and ears to receive Your word. May You be praised Lord Jesus. Hallelujah! Amen.

UNDERSTANDING YOUR STUDENTS

Our students face obstacles and challenges daily. They include temptations, academic difficulties, and family problems. Unfortunately, many of today's children learn that obstacles are either there for someone else to deal with, things to be avoided, or simply not worth the trouble. This creates a mentality of "I can't" or "I give up" in the children. These attitudes are detrimental to the building of character and faith. We need to help our students see struggles, challenges, and even opposition as opportunities to experience the almightiness of God. They

give students a chance to develop strength, faith, perseverance, skill sets, and strategies. Through encouragement, prayer, and reliance on God, our students can experience the joy of overcoming problems rather than defeat.

Despite encountering much opposition, Nehemiah completed rebuilding Jerusalem's city walls in 52 days. Nehemiah succeeded because he had faith and trust in the Lord. In addition, the people worked hard and were united.

VOCABULARY

cupbearer: a person who tests the king's drinks to make sure they are safe to drink
obstacle: something that stands in the way of progress or achievement

REVIEW

Last week, we learned about Ezra and how he brought the people back to God. Ezra had been living in Babylon for a long time, but after a while, Ezra decided it was time for him to return to Jerusalem. He wanted to teach the people about God. King Artaxerxes not only allowed Ezra to go back, but he also provided money and supplies for Ezra and the people going with him on the journey. Altogether, it took them four months to return to Jerusalem. When Ezra arrived, he found that the people in Jerusalem had married pagan wives, and he was so saddened that he tore his clothes. He spent a long time praying for the people and confessing their sins to God. After his prayer, Ezra determined that he would remind the people of God's teaching's. He asked them all to gather around the Water Gate, and Ezra read from the Book of the Law from early morning to noontime. The people listened attentively and cried at first. However, Ezra comforted them and told them not to cry, for they should celebrate instead because now they had heard and understood God's word. Ezra spent seven days reading the word of God to the people and everyone rejoiced after hearing God's word. We learned that it is important to learn and store God's word in our heart, as it will make our lives more good and joyful.

BIBLE STORY

Introduction

Ask the students, "Have you ever been asked to do something, and while doing it, encountered a problem?" [Allow the students to respond.] Next, ask, "How did you feel? Did you give up or did you push through the problem and finish the task?" Explain to the students that they will encounter many problems and some of them will appear unsolvable. Naturally, they will feel discouraged, frustrated, or angry. Let the students know that Nehemiah also encountered problems that caused him to be frustrated and angry. But, he was able to overcome the problems.

Nehemiah Prays to God

After the Babylonians destroyed the city of Jerusalem, thousands of Jews were taken captive. Later, King Artaxerxes of Persia ruled over the country. Some of the captives were allowed to work in his royal court. In the

palace was a young man who served King Artaxerxes as his cupbearer. A cupbearer is a person who tests the king's drinks to make sure no one has put poison in his cup. It can be a dangerous job!

One day, a messenger from Judah arrived at the palace of King Artaxerxes. He told Nehemiah that Jerusalem's walls had been destroyed and its gates had been burned with fire. The Jews who had returned earlier were poor and suffering because their enemies oppressed them. This news filled Nehemiah with such grief that he sat down and wept. He fasted and prayed for the people in Jerusalem for many days. He repented for Israel's sins and asked God for His mercy.

The King Asks Nehemiah a Question

A few months later, as Nehemiah was serving King Artaxerxes, the king noticed that Nehemiah was unhappy.

"What's wrong, Nehemiah? You're not sick, so why are you unhappy?" asked the king. Nehemiah became afraid when he heard this, as it was custom for the king's servants to appear happy when serving the king. Servants who failed to keep this custom were killed.

"May the king live forever!" Nehemiah responded. "I am sad because Jerusalem, the city of my fathers, lies in waste and its gates are burned."

"What do you wish to do?" King Artaxerxes asked.

Nehemiah quickly prayed in his heart. "If the king permits, and if I have found favor in your eyes, I wish to travel to Judah and rebuild Jerusalem."

"How long will your journey be? When will you return?" asked the king.

Upon hearing this, Nehemiah knew that King Artaxerxes was giving him permission to return to Jerusalem. He told King Artaxerxes how long he would be gone and requested the king to allow him to use the trees from the king's forest as timber to rebuild Jerusalem's walls. The king agreed. The king also sent his army captains and horsemen to protect Nehemiah.

God had truly heard Nehemiah's prayer. Soon, Nehemiah set out for Jerusalem.

Nehemiah Makes Plans

On the third night after arriving in Jerusalem, Nehemiah went around the city to look at the broken walls and burnt gates. He examined the damage carefully and planned what needed to be done. Finally, Nehemiah called the people, the priests, and the leaders together and said to them, "See how Jerusalem lies in waste with its gates burned. Let us rise up and rebuild the wall of Jerusalem." He then encouraged the people by telling them that God would bless their work. As a result, the people were excited and eager to begin. There was much work to be done in repairing the city walls and each person had to help. Each family was given a job to do. Some repaired the gates, while others repaired the walls.

Trouble!

When the enemies of Israel saw that the Jews were rebuilding Jerusalem, they became very angry. Sanballat and Tobiah were two of the enemies. They plotted schemes to stop the building of the wall. First, they mocked at the Jews. They laughed and said, "What are you doing? You Jews are weak. Do you think you can build a wall? If a fox walked on the wall, the wall would tumble down."

How do you think Nehemiah and the people felt when they heard this? [Allow students to answer.] When Nehemiah heard this, he prayed to God saying, "God, listen to what they are saying. They look down upon us. May what they say come upon them." Nehemiah returned to rebuilding the wall.

When Sanballat and Tobiah saw that their comments had no effect on the Jews, they plotted another scheme.

They could see that the wall was coming together and was half its height already. They came up with another plan—they would attack the men of Jerusalem and kill them. When Nehemiah heard of their plans, he told the people, "Don't be afraid! Remember the Lord who is great and glorious. Fight for your friends, your family, and your homes." Nehemiah also instructed the people to arm themselves with swords and spears. They worked with one hand and held a spear with the other, always ready to defend if the enemies attacked. Nehemiah also placed guards to watch for enemies both day and night.

When the Israelites' enemies saw that the Israelites had armed themselves, they became too afraid to fight. The enemies were really stuck. Nothing they did could stop the people from working on the wall. They came up with a third plan. They approached Nehemiah as a friend to arrange a meeting with him in a remote village. But Nehemiah knew that they were trying to deceive him. They wished to trap him so they could harm or kill him. So, Nehemiah said to them, "I am doing a great work. I cannot leave to speak to you."

The enemies sent the same message four times, and each time, Nehemiah provided the same response. The fifth time, the messenger arrived with a letter for Nehemiah in his hand. It said: "You are rebuilding Jerusalem so that you can make yourself the Israelites' king. I will tell King Artaxerxes about this." Sanballat and the others were falsely accusing Nehemiah of rebelling against the king. Nehemiah answered them, saying, "This is not true. I have not come to make myself a king. You are making things up." Nehemiah knew that they were trying to frighten and scare them. Again, Nehemiah prayed to God and continued with the rebuilding.

The Work Is Done

Nehemiah and the people worked tirelessly, and after 52 days, the entire wall was finished. The people of Jerusalem rejoiced and praised God.

The work had not been easy. Not only were they physically tired and exhausted, they had also met with outside interference from their enemies. However, God helped them complete the repairs in a short amount of time. After seeing the walls completed, even the enemies agreed that it was God who had helped them to accomplish this great and good work.

CHECK FOR UNDERSTANDING

1. **Nehemiah was the king's cook.** False; he was the cupbearer.
2. **Nehemiah did not care that Jerusalem's walls were broken and its gates were burned.** False; the news made him very sad.
3. **The Israelites spent two years repairing Jerusalem's wall and gates.** False; fifty-two days.
4. **All the Israelites helped rebuild Jerusalem's wall and the gates.** True.
5. **King Artaxerxes helped Nehemiah by allowing him to take trees from the king's forest to rebuild Jerusalem and by providing soldiers for protection.** True.
6. **What were some of the ways the enemies tried to make Nehemiah and the people stop working on the wall?**
The enemies laughed at them, threatened to attack them, wrongly accused Nehemiah of wanting to be king, and tried to get Nehemiah alone to hurt him.
7. **What are some of the ways Nehemiah and the people overcame the enemies?** They prayed to God, ignored the enemies' remarks, armed themselves with weapons while keeping watch, and continued to work hard on the wall until it was finished.

MEMORY VERSE PRACTICE

Please reinforce the memory verse every week.
You can practice the memory verse with your students anytime during class.

"I can do all things through Christ who strengthens me." (Philippians 4:13)

HOMEWORK ANSWER KEY

1. C
2. B
3. A
4. C
5. False; fifty-two days.
6. False; they were angry and tried to stop them.
7. True
8. True
9. Answers may vary. Possible answers: Pray to God to tell God our problems; ignore their remarks; keep praying and reading Bible; keep doing what God wants us to do.
10. "I can do all things through Christ who strengthens me." (Philippians 4:13)

SPIRITUAL TEACHING & LIFE APPLICATION

When Sanballat and Tobiah heard that the people of Jerusalem were going to repair the city walls and gates, they were very upset and angry. They tried different ways to prevent Nehemiah and the Israelites from continuing in the work. They laughed at them, threatened to attack them, and even pretended to be nice to them.

Despite all this, Nehemiah and the people did not quit working. They knew that repairing the walls and the gates was a great and noble work that God wanted them to do. They could not allow the enemies to bother or terrify them. If they did, they would have allowed fear to prevent them from doing what God wanted.

How did Nehemiah and the people respond to their enemies? [Ask students to respond.]

- They prayed to God and told Him their problems.
- They ignored their enemies' remarks.
- They armed themselves with weapons and set guards to keep watch.
- They continued to work hard on the wall.

There may come a time when people don't understand what we are doing, even though it's right in God's eyes. They may try to frighten us, say mean things to us, laugh at us, or make us sad. What should we do then? We should do what Nehemiah did! Let's look at some situations that we may face.

Instructions: Prepare the following scenarios on index cards and pick volunteers to act out the different scenarios with you. Ask the other students to think of ways they would deal with the problem,

Scenario 1

Rebecca: Hi, may I sit here?

Lesley: Sure.

(Rebecca takes out her lunch from the lunch bag. Then, she bows her head and prays to give thanks to God for the meal. Lesley laughs when she sees this.)

Lesley: What are you doing? Why do you have to close your eyes like that? You're weird.



Ask the students: What would you do if someone laughed at you for saying grace?

Say to the students: Sometimes, it is difficult to say grace in front of our classmates or people who don't pray before they eat. We need to have the courage to bow our heads and quietly thank God for our food before we eat. People may laugh at us because they neither know God nor understand why we need to pray. We should explain to them it is God's blessing that we have food, therefore, we should thank Him.

If our classmates continue to laugh at us, we can ignore their comments or maybe move to another seat. It is important to be brave and continue to give thanks to God.

Scenario 2

Sarah and Melissa are best friends. On Saturday, Melissa had a pool party for her seventh birthday. Sarah was invited. She wanted to go, but decided to go to church to observe the Sabbath. Then, on Monday, they saw each other at school.

Sarah: Hi, Melissa! Did you have a nice birthday party? You must have gotten lots of presents! (Melissa ignores Sarah.)

Sarah: Sorry, I couldn't go to your party, but I needed to go to church. I've brought your present, though.

Melissa: I don't want your present. I thought we were best friends. If going to church is more important than my party, then I don't want to be friends. (Melissa storms away.)



Ask the students: If you were Sarah, what would you do? Have students respond.

Say to the students: Melissa is very upset, hurt, and disappointed, because her best friend did not come to the party. When people are hurt and angry, they may say mean and hurtful things. We need to be patient, be forgiving, and give them time to calm down.

Meanwhile, we can make a card to let them know that we would still like to be friends. We can explain to them that Saturday is the Sabbath. It is our special time with God, and a day we spend at church. We may also invite our friends to church so they can also spend time with both God and us. Let our friends know that we can get together with them at other times. If our friends value our friendship, they will understand.

Scenario 3

The school is holding its annual Halloween Parade. All the students are eager to put on their Halloween costumes and parade around the auditorium. Mike is talking to his friends Fred and Colin in the schoolyard.

Colin: I'm coming as Batman. What about you, Fred?

Fred: I'm going to be Raphael the Ninja Turtle. (Fred does a few karate moves.)

Colin: Hey Mike, what you are coming as?

Mike: I'm not coming in a costume.

Fred: What?! It's Halloween. Everyone dresses up.

Mike: I'm a Christian. I don't celebrate Halloween.

Fred: Christians are so boring! You can't do this! You can't do that! You're no fun!



Ask the students: If you were Mike, what would you do?

Say to the students: Halloween may seem like a fun event, however, it is something that displeases God. When something is fun, but goes against God's teachings, it is important to obey God, even when our friends are taking part in it. When our friends laugh at us, it may make us feel hurt or left out. During these times, we can speak to our parents and God. They will understand and encourage us. Then, we can explain to our friends why we do not celebrate Halloween. If they are true friends, they will understand.

ACTIVITY

1

Rebuilding the Wall

Objective: To reinforce the truth that our God is a powerful God.

Materials

- Construction paper
- Glue
- Markers
- Large poster board
- Scissors

Instructions

1. Before class, using construction paper as bricks, create an unfinished wall, filled with holes, on a large poster board.
2. Explain to the students that Nehemiah could not have completed the repairs to Jerusalem's wall in fifty-two days without the power of God.
3. Tell the students that they will finish the wall together.
4. Have them cut out "bricks" using construction paper.
5. The students will write what they think God is like on the "brick."
6. Afterward, ask them to paste their "bricks" in the gaps on the wall to repair it.
7. Repeat steps 4-6 until all the gaps on the wall have been filled.

My God Is Wise.
He Knows What I Think.

Remind the students that they do not need to be afraid when they face problems, because the almighty God will help them solve their problems.

E1 Year 3 Book 4 Lesson 7—Nehemiah Rebuilds the Walls

Homework Assignment

Name: _____ Parent signature: _____ Date: _____

Bible Truths: 1. Nehemiah relied on God’s power to rebuild the walls and gates of Jerusalem.
 2. Nehemiah overcame obstacles through prayer and perseverance.

Lesson Objectives: 1. To encourage students to persevere in doing the right thing, even when it is difficult.
 2. To encourage students to rely on God’s power to overcome all adversities.

Bible Reading: Please put a checkmark in the space when you complete the reading each day.

Prayer: Please put a checkmark in the space on the days you prayed to God.

	Sun	Mon	Tue	Wed	Thu	Fri	Sat
Bible Reading							
Prayer							

Memory Verse

Please write down this week's memory verse.

(Philippians 4:13)

What I Learned from the Bible This Week

1. _____
2. _____
3. _____

Homework Assignment

Understanding What You Have Learned

Multiple Choice

- ____ : Nehemiah was the king's _____.
 - Cook
 - Hunter
 - Cupbearer
- ____ : What did Nehemiah do when he heard that the city walls were broken and the gates were burned?
 - He got mad at the people in Jerusalem.
 - He was filled with grief and wept.
 - He didn't care. It was not his business.
- ____ : After fasting and praying for a long time, what did Nehemiah decide to do?
 - Go to Jerusalem and help rebuild the city walls.
 - Find someone to go to Jerusalem in his place.
 - Write a letter to the people in Jerusalem, telling them to fix the wall.
- ____ : When the enemies laughed and threatened to attack the city, _____.
 - Nehemiah and the Israelites were so scared that they decided to quit working.
 - Nehemiah and the Israelites argued and fought with the enemies.
 - Nehemiah and the Israelites armed themselves and continued working.

True or False

- It took two years to repair Jerusalem's wall and gates. _____
- The enemies of Israel were glad that the wall was being rebuilt. _____
- All the people did their part in rebuilding the walls and the gates. _____
- King Artaxerxes helped Nehemiah by allowing him to take trees from the king's forest to rebuild Jerusalem, and by providing soldiers for protection. _____

Short Answer

- Nehemiah and the people taught us what we should do if we meet with problems. Name some of the things you would do when you face a problem.

- Write down this week's memory verse without looking.

LESSON 8

THE SACRAMENT OF WATER BAPTISM

BEFORE YOU TEACH

Baptism in the Bible

I. Old Testament

Prophecies

- God will cast our sins into the depths of the sea (Mic 7:19).
- God will open a fountain for the house of David to cleanse them from their sins (Zech 13:1).

Prefigurations

- Noah and his family were saved during the flood (1 Pet 3:20-21; Gen 7:17-20).
- The people crossed through the Red Sea and were freed from Pharaoh and slavery in Egypt (1 Cor 10:1-2).
- Namaan was cleansed of his leprosy by bathing in the Jordan River (2 Kgs 5:1-14).
- Gentiles had to be circumcised to be part of God's people (Gen 17:12-14).
- The Israelites washed their clothes and took a bath after they were defiled (Lev 15:5-13).

II. New Testament

- John baptized people for the remission of sins. His baptism could not forgive sins because the Lord Jesus had not died and shed His blood yet (Jn 3:23; Ac 19:4-5).
- Jesus Christ was baptized to serve as an example for us (Mt 3:13-16). Jesus commanded His disciples to perform baptism (Mt 28:19; Mk 16:15-16).
- The disciples obeyed the Lord's instructions by baptizing people (Ac 2:41; 8:12, 35-36; 9:18; 10:47-48; 16:25-33; 18:8; 19:5).

UNDERSTANDING YOUR STUDENTS

The concept of baptism is abstract and difficult for children to grasp. However, by using the example of something familiar, such as bath time, children will have a basic understanding of the concept. Ask the students what they like would do if they got something very dirty or sticky on themselves. The likely answer would be to wash off or take a nice bath. Explain to the students that while water and soap get rid of all the filth on our body, they are not effective in getting rid of the filth in our heart. Getting rid of the sins and filth in our heart requires not only water, but also the blood of Christ and the presence of the Holy Spirit.

BIBLE TEXT

Matthew 3:1-17; John 19:10-35;
Hebrews 9:22; 1 Peter 1:18-19;
1 John 5:6-8

BIBLE TRUTHS

1. Jesus came in the flesh and shed His blood to save mankind.
2. Through water baptism, the blood of Jesus washes away our sins.

LESSON OBJECTIVES

1. To learn that the blood of Jesus washes away our sins through water baptism.
2. To learn the biblical way of baptism.

MEMORY VERSE

"And now why are you waiting?
Arise and be baptized, and wash
away your sins."

(Acts 22:16a)

PRAYER

In the name of the Lord Jesus Christ, we pray. In the beginning, sin entered the world through Adam and Eve. Afterward, we could no longer be Your children. But Lord Jesus, You saw how pitiful we were. You came to earth to suffer on the cross and shed Your precious blood for us. During water baptism, Your blood washes away our sins and we are cleansed and made whole again. We can once again come before You and be Your children. This is an amazing blessing! Thank You, Lord Jesus, for choosing us. May all glory be unto the Lord Jesus. Hallelujah! Amen.

VOCABULARY

sin: something that we do, or say, or think that is wrong in God's sight
original sin: the sin passed down to all mankind from Adam and Eve
immersed: to be completely covered

REVIEW

Last week, we learned about a cupbearer named Nehemiah. What did Nehemiah do? (He returned to Jerusalem to help rebuild Jerusalem's broken walls.) Before Nehemiah left, he had to ask the king for permission to leave. As he was about to ask the king for permission, Nehemiah prayed to God first. This was not the first and only time Nehemiah prayed to God. We learned that Nehemiah frequently prayed to and relied on God. The king granted Nehemiah's request and allowed him to travel to Jerusalem with some people. Upon arriving in Jerusalem, Nehemiah scouted around and saw how Jerusalem's walls were in a state of disrepair. He gathered all the people together, and they all determined to rebuild the walls. While they were rebuilding, they met with resistance from people who did not want the walls to be fixed. However, instead of succumbing to their taunts and mockeries, Nehemiah and the others persevered. After fifty-two days, they finally completed rebuilding the walls. By now, they were physically tired and exhausted, but their work had been done for the glory of God. Even their enemies could see that it was God who had helped them accomplish this great feat. We learned that it is important to rely on God's power in all things, and that we should pray and persevere whenever we encounter hardships.

BIBLE STORY

Teaching Ideas

Prepare the following before class:

- Baptism videos and/or photos
- Baptism testimonies
- An old T-shirt to illustrate how sin defiles a person
- A new, white T-shirt to illustrate the new and holy life after baptism

Today our lesson is on water baptism. What is water baptism? Have you seen someone get baptized before? What was the baptism like? [Allow students to share.]

Baptism was also performed during Jesus' time. Later, the apostles also performed baptism.

I. Who Was Baptized?

Let's turn to the following Bible verses to find out who was baptized.

[Hand out [Worksheet #1](#) and ask the students to complete Part I. Then go over the answers with them after they have finished.]

Part I Answers

1. Matthew 3:13-16 – The Lord Jesus
2. Acts 8:36-38 – The Ethiopian Eunuch
3. Acts 9:17-18 – The Apostle Paul (Saul)
4. Acts 2:41 - The three thousand on the Day of Pentecost

5. Acts 10:24, 27, 47-48 – Cornelius, his family, and friends

II. Why Do I Need to Be Baptized?

[Ask students to continue filling out [Worksheet #1](#) as you explain each point. Ask students to fill in the significance of each statement.]

1. To Have Our Sins Washed Away

We are all born with sin. Sins are the things we do, say, or think that are wrong in God's eyes. Sins make God very unhappy. Originally, man was holy like God. [Have a student volunteer to wear the old T-shirt.] We were clean, beautiful, and pure. But Adam and Eve sinned, and as a result, man was no longer holy. [Write "SIN" all over the T-shirt.] Since we are the descendants of Adam and Eve, we have inherited their sins. This is called original sin. In addition to original sin, we have our own sins from the wrongs we commit in our lives. What kind of sins do we commit? [Have students respond. Write their responses on the T-shirt.] Lying, fighting, being unkind, and disobeying our parents are all sins, which displease God. The more we sin, the filthier we become, which makes it difficult to remove sin. Sins push us away from God.

Who can erase and save us from our sins? Let's turn to Ephesians 1:7.

There is only one Person who is sinless, and thus,

capable of saving us from our sins. He is our Lord Jesus Christ. Because God loved mankind so much, He sent His only son, the Lord Jesus, to die on the cross and shed His blood for us. Only the blood of the Lord Jesus can remove our sins.

Today, the blood of the Lord Jesus can be found in the water during water baptism. Although we are not able to see the blood, we believe it is present through our faith. There are testimonies of people who had their spiritual eyes opened by God and saw the blood of Jesus in the water. This proves that the water baptism in the True Jesus Church is real and correct. The blood of Jesus is present to cleanse us of our sins.

2. To Become Children of God

Man was originally God's precious child. But when we disobeyed God, we became sinful and unholy. God no longer recognized us as His children. Now, Satan had become the father of man. But God is extremely merciful. He opened a way for us to return to Him. When a person receives baptism, the blood of Jesus washes away all their sins. After baptism, a person no longer belongs to Satan, but returns to God. Once again, God is our Father and we are His children.

3. To Be Saved

Do you want to go to heaven? Find out how we can enter heaven by reading John 3:5. This verse tells us that we must be baptized to be able to enter heaven. Baptism washes away our sins and allows us to see God. In order to enter heaven, we must be spotless and holy like our heavenly Father.

4. To Put On Christ

During baptism, our sins are washed away, and we become a new person. God gives us a new robe: a holy and pure white robe. [Ask the volunteer to remove the dirty T-shirt and put on the clean T-shirt.] When God gives us this new robe, we belong to Christ and must keep the robe clean. This means we have to imitate our heavenly Father and do what is right.

Part II Answers

- "Jesus washed my sins away."
- "I am now a child of God."
- "I can go to heaven in future."
- "I have to stay holy like the Lord Jesus."

III. How Do I Get Baptized?

We are now going to watch a video of a baptism (show photos if no video is available).

What was happening during the baptism? Describe how the person in the video/photo was baptized. [As student share their answers, write them up on the board.]

The method in which the person was baptized is in accordance with the Bible. If a baptism is even slightly different from the baptism recorded in the Bible, the baptism cannot wash away our sins. Thus, it is important to perform baptism exactly as it is recorded in the Bible.

[Hand out Worksheet #2 and go over the correct method of baptism with the students. Ask students to fill in the blanks and the speech bubble.]

Method of Water Baptism

- Baptism must be performed in **natural living water**. Living water is found in natural bodies of water, such as rivers or oceans. Jesus and His disciples received and performed baptism in natural water (Mk 1:9-10; Ac 8:36-38). Pools and tubs are not living water, thus we cannot use them for baptism.
- We must be **fully immersed** in the water. Our entire body, including our head, needs to be completely covered in water.
- The baptism must be performed **in the name of Jesus Christ** (Ac 2:38; 8:16; 10:48; 19:5). God's name is Jesus, and He came into the world to shed His blood so that our sins could be forgiven. There is no other name that has the power to forgive sins (Ac 4:12; 10:43; 22:16).
- The person being baptized must **bow his head**. When a person bows his head, he has the likeness of Jesus' death (Rom 6:5). The Bible describes that Jesus bowed His head at His death (Jn 19:30).
- The person performing the baptism must have **received correct water baptism** (Ac 2:38). In the True Jesus Church, it is the ministers and pastors who baptize people.
- The person performing the baptism must have the **Holy Spirit**. In order for the baptism to be effective, the Holy Spirit must be present in the baptism (1 Jn 5:8).

CHECK FOR UNDERSTANDING

1. **Whose baptisms were recorded in the Acts of the Apostles?** The Ethiopian Eunuch; Cornelius and his friends and family; Paul/Saul; the three thousand on the Day of Pentecost.
2. **Why do we need to get baptized?**
 - a. To have our sins washed away
 - b. To become children of God
 - c. To be saved
 - d. To put on Christ
3. **What are the requirements of the biblical water baptism?**
 - a. Performed in natural living water
 - b. Person receiving baptism must be fully immersed in the water
 - c. Person receiving baptism must bow their head
 - d. Must be performed in the name of the Lord Jesus Christ
 - e. Person performing baptism must have received the correct baptism
 - f. Person performing baptism must have the Holy Spirit

MEMORY VERSE PRACTICE

Please reinforce the memory verse every week.
You can practice the memory verse with your students anytime during class.

“And now why are you waiting? Arise and be baptized, and wash away your sins.” (Acts 22:16a)

HOMEWORK ANSWER KEY

1. True
2. False; water baptism is necessary.
3. False; only Jesus can save us from sin.
4. True
5. A
6. C
7. B
8. A
9. Answers may vary.
10. Answers may vary.

SPIRITUAL TEACHING & LIFE APPLICATION

A White Robe

During baptism, God gives each of us a new, white robe. The white robe represents our souls. After baptism, our souls are pure and holy. We must be determined to keep ourselves holy in all that we say, do, or think.

However, human beings are weak. Regardless of how hard we try, we still commit sins. Can we be baptized again? No. We can only receive baptism once. If that is the case, how can we keep ourselves pure and holy?

Instructions

1. Trace and cut out a diagram of a robe from white construction paper. Prepare one robe for each student.
2. Pass out the robes to the students.
3. Ask the students, “How can we keep our robes clean and white?” and discuss their answers with the class.
4. Have each student write their final answer on their robe.
5. Collect the robes and post them up.

Discuss the following verses with the students:

1. Confess our sins in prayer (1 Jn 1:9)

After baptism, we must continually examine ourselves to see if we have sinned. If we have, then we must confess our sins to Jesus in prayer. Jesus is faithful and will forgive us.

2. Read the Bible daily (Eph 5:26)

The word of God cleanses and purifies our hearts. It teaches us the right way.

3. Be Like the Lord Jesus (Eph 4:24)

Our Lord Jesus is righteous and holy. Thus, we must follow His example in doing what is right. We must keep our minds and hearts focused on the Lord Jesus and have Him serve as our example.

Forever Thankful

Water baptism is a precious gift given to us by God. Through baptism, our sins are forgiven. We can then enter heaven and be with our Lord Jesus forever. Therefore, we must thank and praise the Lord Jesus every day for giving us such a priceless gift through His death and blood.

[Read the following testimony with or to your students, and answer the review questions that follow.]

Testimony

In Taiwan, there was a Sister Chen who came to True Jesus Church to learn more about the truth. One day during service, Sis. Chen received the Holy Spirit. After being more familiar with the truth, she was encouraged by everyone to receive baptism. But, Sis. Chen said that she already believed in the Lord Jesus, obeyed the Ten Commandments, kept the Sabbath, and received the Holy Spirit. She felt that she did not need to be baptized, because she believed that her baptism from another church was good enough. She continued to refuse baptism, even after our church members explained that the baptism had to be performed correctly in order to be able to wash away her sins.

Not long afterwards, the church held their Spiritual Convocation. She attended service and went to the front of the chapel to pray. During the prayer, the ministers noticed something was wrong with her. She stopped speaking in tongue and clasped her hands so tightly that they turned purple. Her face became pale, and she looked terrified and in great pain. The pastors saw this and walked to her to lay hands on her and pray for God to help and deliver her.

As soon as the prayer ended, Sis. Chen walked quickly to the pastor. "Pastor, I want to be baptized! Please baptize me! No matter what, I must be baptized!" she exclaimed. The preacher asked her why she had suddenly changed her mind. Sis. Chen then told him what had happened during the prayer.

She said that at the beginning of her prayer, she felt very joyful. She felt like she was lying comfortably in the bosom of Jesus, as if she were on a very soft bed made of feathers. Suddenly, a dark hand from below came up and quickly pulled her body downwards. She was so scared that she grasped her own hands tightly together. She was no longer able to speak in tongue either.

She felt her body being pulled further and further down until she came to a very cold place. It was a deep and dark pit. Her temperature dropped, her teeth chattered, and her face turned pale. She felt that there were many demons surrounding her.

The devil then spoke to her, "You and I belong to the same team."

"Impossible!" Sis. Chen said. "I am not on your team. I have nothing to do with you! I believe in Jesus and have the Holy Spirit."

"You may have the Holy Spirit, but you are not baptized. If you aren't baptized, you will end up here with me. We will suffer together because you have not been washed by the blood of Jesus."

"Jesus, save me! I want to be baptized!" Sis. Chen wanted to shout, but only strange sounds came out of her mouth. She did not wish to spend eternity with Satan.

Suddenly, above her a warm, gentle, and white hand reached down and lifted her out of the dark pit. As she was lifted out of the pit, she heard God say to her, "Jesus died and shed His blood for your sins. If you are willing to accept

baptism, who will dare to accuse you?" (Rom 8:31-39). She was so joyful and felt that she had returned to the bosom of the Lord Jesus.

Sis. Chen realized then that without baptism she couldn't be saved, even if she followed every commandment and teaching in the Bible for the next 30 years. Acts 2:38 reminded her that she needed water baptism to wash away her sins. Soon after, Sis. Chen received the correct water baptism in the True Jesus Church.

Review

1. To sin is to disobey God's commands. (True)
2. Jesus' blood has the power to wash away our sins. (True)
3. As long as I love God, I do not need to be baptized. (False)
4. We can be baptized anywhere, including in a pool or tub. (False)
5. After we are baptized, we become God's children. (True)
6. After baptism, we must keep ourselves holy. (True)
7. We should not get our hair wet during baptism. (False)
8. We raise our heads during baptism. (False)

ACTIVITY

1

Oh, That Day

Objective: To allow students to remember the day they received baptism through a song.

This is a touching song that is sung by members in Africa. It reminds us to forever remember that precious day when Jesus washed our sins away!

Teach the students the following song. As they become familiar with it, use drums or egg shakers as an accompaniment.

Oh, That Day

African Hymn

Voice

Oh, that day, I re - mem - ber - that day. I will

5 ne-ver for-get that day, when Je-sus washed mysins a - way, when Je-sus



9 washed my sins a - way.

I. Who Received Baptism?


Turn to the following Bible verses to find out who received baptism.

- 1. Matthew 3:13-16 _____
- 2. Acts 8:36-38 _____
- 3. Acts 9:17-18 _____
- 4. Acts 2:41 _____
- 5. Acts 10:24, 27, 47-48 _____

II. Why Do I Need to Be Baptized?



How Do I Get Baptized?



a. Baptism must be performed in _____.
Living water is found in natural bodies of water, such as rivers or oceans. Jesus and His disciples received and performed baptism in natural water (Mk 1:9-10; Ac 8:36-38). Pools and tubs are not living water, thus we cannot use them for baptism.

b. We must be _____ in the water. Our entire body, including our head, needs to be completely covered in water.



c. The baptism must be performed _____
_____ (Ac 2:38; 8:16; 10:48; 19:5). God's name is Jesus, and He came into the world to shed His blood so that our sins could be forgiven. There is no other name that has the power to forgive sins (Ac 4:12; 10:43; 22:16).

d. The person being baptized must _____.
When a person bows his head, he has the likeness of Jesus' death (Rom 6:5). The Bible describes that Jesus bowed His head at His death (Jn 19:30).



e. The person performing the baptism must have _____
_____ (Ac 2:38). In the True Jesus Church, it is the ministers and pastors who baptize people.

f. The person performing the baptism must have the _____
_____. In order for the baptism to be effective, the Holy Spirit must be present in the baptism (1 Jn 5:8).

E1 Year 3 Book 4 Lesson 8—The Sacrament of Water Baptism

Homework Assignment

Name: _____ Parent signature: _____ Date: _____

Bible Truths: 1. Jesus came in the flesh and shed His blood to save mankind.
 2. Through water baptism, the blood of Jesus washes away our sins.

Lesson Objectives: 1. To learn that the blood of Jesus washes away our sins through water baptism.
 2. To learn the biblical way of baptism.

Bible Reading: Please put a checkmark in the space when you complete the reading each day.

Prayer: Please put a checkmark in the space on the days you prayed to God.

	Sun	Mon	Tue	Wed	Thu	Fri	Sat
Bible Reading							
Prayer							

Memory Verse

Please write down this week's memory verse.

(Acts 22:16a)

What I Learned from the Bible This Week

1. _____
2. _____
3. _____

Homework Assignment

Understanding What You Have Learned

True or False

1. To sin is to disobey God's commands. _____
2. As long as I love God, I do not need to get baptized. _____
3. Only our parents can save us from sin. _____
4. Jesus' blood has the power to forgive sins. _____

Multiple Choice

5. ____ : Which of these is not part of the correct water baptism?
 - a. Raising your head
 - b. Baptizing in living water
 - c. Baptizing in the name of the Lord Jesus
6. ____ : Which of these is part of the correct water baptism?
 - a. Clapping your hands
 - b. Baptizing in a pool or tub
 - c. Baptizing in the name of the Lord Jesus
7. ____ : After baptism, God gives us _____.
 - a. A large button that says, "I am a child of God."
 - b. A new, white robe, which signifies that we belong to Jesus Christ and must keep ourselves holy
 - c. A new pair of shoes
8. ____ : After our sins are washed away, _____.
 - a. We belong to God
 - b. We belong to Satan
 - c. We belong to our parents

Life Application

9. Since Jesus died and shed His blood to remove your sins, what will you do to thank the Lord Jesus for this amazing gift?

10. How will you keep your robe pure and white?

LESSON 9

THE SACRAMENT OF FOOTWASHING

BEFORE YOU TEACH

Footwashing

During Biblical times, the poor often walked barefoot, while those with money wore simple sandals, usually made of cowhide. With the dirty and sandy roads, a person's feet would become dirty easily.

According to Jewish custom, footwashing was a way to welcome a guest into your home. Prior to leaving for a dinner or feast, the guests would first bathe in their own home. When they arrived at the feast, the host would greet them and have a servant wash their feet. First, the servant would remove the guest's sandals to prevent the sandals from bringing dirt into the house. Then, the servant would pour water over the guest's feet in a basin, rub the feet with his hands, and then dry them with a towel.

The Bible made several references to footwashing. Abraham and Lot had their guests' feet washed (Gen 18:4; 19:2). Rebekah's family welcomed Abraham's servant by washing his feet (Gen 24:32). Abigail agreed to be David's wife by stating that she would wash his feet (1 Sam 25:41). Paul instructed Timothy that a true widow washed the feet of the saints (1 Tim 5:10).

What makes the customary Jewish ritual different from the Footwashing Sacrament, recorded in John 13, is that the master and host, Lord Jesus, washed His disciples' feet. The Lord Jesus established a beautiful example of servitude, love, humility, forgiveness, and holiness. The Lord Jesus also said to Peter that if He did not wash his feet, he would have no part with the Lord. The Footwashing Sacrament therefore has a direct relationship with salvation. Today, footwashing is one of the three important holy sacraments performed in the True Jesus Church.

UNDERSTANDING YOUR STUDENTS

As with the other sacraments, your students may have difficulty comprehending the spiritual mysteries of the Sacrament of Footwashing. However, its spiritual lessons may be readily understood and applied to their daily lives. Help the students understand how Jesus was an example of love, humility, forgiveness, holiness, and servitude.

BIBLE TEXT

John 13

BIBLE TRUTHS

1. The Sacrament of Footwashing is essential for salvation and allows us to have a part with the Lord.
2. The Lord Jesus was an example of love, forgiveness, holiness, humility, and servitude.

LESSON OBJECTIVES

1. To understand that the Sacrament of Footwashing allows us to have a part with the Lord Jesus and eternal life.
2. To follow Jesus' example in living a life of love and forgiveness, holiness, humility, and servitude.

MEMORY VERSE

"If I do not wash you,
you have no part with Me."

(John 13:8b)

PRAYER

In the name of the Lord Jesus Christ, we pray. Thank You, Lord, for bringing us safely through another week and guiding us here to worship You. Today, we will learn the importance of footwashing. Footwashing allows us to have a part with You, but also teaches us about humility and forgiveness. We hope to follow in all Your examples that we learn today. May all glory be onto Your name. Hallelujah! Amen.

VOCABULARY

humility: the quality of not being proud or arrogant

forgive: to stop feeling negative toward a person for something he has done

REVIEW

Last week, we learned about the Sacrament of Water Baptism. Let's review some of the things we learned about water baptism.

Why do we need to get baptized?

- a. To have our sins washed away
- b. To become children of God
- c. To be saved
- d. To put on Christ

What are the requirements of the biblical water baptism?

- a. Performed in natural living water
- b. Person receiving baptism must be fully immersed in the water
- c. Person receiving baptism must bow their head
- d. Performed in the name of the Lord Jesus Christ
- e. Baptist must have received the correct baptism
- f. Baptist must have the Holy Spirit

BIBLE STORY

Jesus Washes His Disciples' Feet

The night before Jesus was handed over to his enemies to be tried and crucified, Jesus had a final supper with His disciples. After the meal, Jesus did something extraordinary. First, He removed His outer garment, and then wrapped a towel around His waist. After pouring water into a basin, He began to wash His disciples' feet, drying them with the towel when He was done.

When Jesus came to Simon Peter, Peter asked, "Lord, are You going to wash my feet?"

Jesus was his Master and Teacher. How could he let Jesus, who was greater than him, wash his feet? Footwashing was a job for the lowest servants. Peter felt that he was not worthy of receiving footwashing from Jesus.

Jesus answered, "You do not understand what I am doing, but later you will understand."

Peter replied, "No! You shall never wash my feet!" "If I don't wash you, you have no part with Me," Jesus explained.

When Peter heard this, he was shocked. If Jesus didn't wash his feet, he would be separated from Jesus and have no part in the heavenly kingdom. Peter quickly changed his mind.

"Lord, not just my feet then, but wash my hands and my head, too," Peter cried.

Jesus responded, "A person who has had a bath needs only to wash his feet; his whole body is clean."

After Jesus had finished washing all twelve disciples' feet, He put His outer garment back on. Returning to the table, Jesus began to explain to the disciples what He had just done.

What Does Footwashing Teach Us?

1. To Have a Part with the Lord

In Jesus' time, footwashing was very common. People wore sandals, which meant their feet got dirty from walking on the dusty, dirty roads. When they entered a house, a slave or servant would wash their feet. Today, we wear closed shoes and walk on paved roads. As a result, our feet are less dirty and we do not need to wash our feet when entering a house.

In the True Jesus Church, we practice the Sacrament of Footwashing. This differs from the custom of footwashing in biblical times. Customarily, a servant would perform footwashing. Contrastingly, the Sacrament of Footwashing was established by Jesus and has very special teachings.

When Peter refused to let Jesus wash his feet, what was Jesus' reply? [Allow students to respond.] Yes, Jesus said that if He did not wash Peter's feet, Peter would have no part with Him. This meant that Peter would have no part of the eternal life that Jesus was going to prepare for him. That's why Peter was shocked and quickly changed his mind. From this, we know that Footwashing is needed for salvation and that we cannot be saved without it.

2. Love and Forgive One Another

The duty of washing the guests' feet was given to slaves, because it was a lowly and unpleasant task. Jesus was not a slave; He is the Master and Lord of all Creation. Yet, He humbled Himself to do the job of a slave and wash His disciples' feet. His love for His disciples was so great that He even washed the feet of Judas. The Lord Jesus knew that Judas was going to hurt and betray Him but still, Jesus

was willing to bow down before Judas and lovingly wash his feet. To love and do something nice for someone who is going to hurt you is extremely difficult. Jesus shows us that we need to love and forgive others, even when it is difficult.

Discussion

1. Share a time when a friend or a sibling offended you. What did you do?
2. What does Jesus' example teach us about how we should treat those who have hurt us?
- 3c. How often should we forgive people who have hurt us? (In Matthew 18:21-22, Jesus teaches us that we should forgive others every time.)
4. What should we do if we find it difficult to forgive or love those who have hurt us? (We should be determined and make every effort to forgive them, since it is what the Lord wants us to do. We can pray and ask God to heal our pain and give us strength to forgive others.)

Be Holy and Pure

During biblical times, houses did not have indoor plumbing or running water. The people had to gather their water from city wells. This was very laborious. Thus, people could not shower daily. To clean themselves, people would only wash their feet, especially before going to bed.

Jesus' blood cleanses us of our sins when we receive baptism. Thus, we are clean and holy. Jesus wants us to maintain our holiness by following in His footsteps. To do this, we must adhere to the teachings of the Bible. By doing so, we keep ourselves holy and pure.

Discussion

1. What things can cause us to become unclean?
2. Why do we need to keep our feet clean? God is holy and He wants His children to be holy, too (1 Pet 1:16).
3. How we can keep our feet clean? We keep our feet clean by walking in the way of the Lord and following the teachings of the Bible (Ps 119:9).

Be Humble and Serve Others

One day, the disciples were arguing over who was the greatest among them. Jesus used this opportunity to teach them about humility. Jesus told them that only humble people who served others would be great in heaven. Jesus demonstrated this teaching when He established the Sacrament of Footwashing. Jesus was the Lord and Master, yet He was willing to perform the duty of a servant and wash His disciples' feet. We must also follow Jesus' example and serve others with humility and love. Jesus reminds us that "if you know these things, blessed are you if you do them" (Jn 13:17).

Discussion

1. At home, our parents set a good example of serving with humility. Share something your parents have done for you.
2. Think of ways to serve our family members. (We can help our parents with the chores or show kindness to our younger siblings by reading a story to them or helping them put on their shoes. Have students think of some concrete examples.)
3. How can you show your humility and service in church? (We can clean up our classrooms, greet the elderly, allow others to go ahead of us in the lunch line, or bring food to someone.)

How Is Footwashing Performed?

1. An elder, pastor, or deacon performs the Footwashing sacrament. He represents the Lord Jesus in washing the feet of the newly baptized person.
2. The sacrament is performed in the name of the Lord Jesus.
3. Using a basin of water, the pastor washes the believer's feet, and then dries them with a towel.

Testimony

Once, a young Muslim woman was invited to attend service by her churchgoing sister. After seeking the truth for a while, the woman believed in the Lord Jesus and received the Holy Spirit. She decided that she wanted to be baptized. Following her baptism, she had to receive footwashing. The person who was going to wash her feet was an elderly sister. The newly-baptized sister felt that, as the younger person, she could not allow this elderly sister to wash her feet. However, the elderly sister told her to permit her to wash her feet. Suddenly, the newly-baptized sister saw a vision. Kneeling before her was not the elderly sister, but the Lord Jesus, and He was personally washing her feet. She was greatly touched by the love of God! She understood that footwashing was required for people to have a part with the Lord.

Discussion

1. From the testimony, we learned that a church minister only physically washes our feet. Who is actually washing our feet? (The Lord Jesus. He washes our feet in the spirit.)
2. Now that we know that the Lord Jesus is the one who personally washes our feet, what should we be determined to do? (We should be determined to keep our feet clean. We need to lead a life that is pleasing and holy to the Lord. We should not go back to our old sinful ways and grieve the Lord.)

CHECK FOR UNDERSTANDING

1. We do not need to have our feet washed because our sins are already washed away during baptism. False.
2. Jesus washed His disciples' feet as an example for us. True.
3. The Sacrament of Footwashing is very important because it allows us to have a part with the Lord. True.
4. Jesus instituted the Sacrament of Footwashing to teach us to love and forgive others, even our enemies. True.
5. Jesus washed all His disciples' feet, except Judas'. False.
6. After we have our feet washed, we need to lead a holy life and not get our feet dirty again. True.
7. When Jesus came to wash Peter's feet, Peter gladly allowed Jesus to do so. False.
8. It was the custom for the master of the house to wash the guests' feet. False.

MEMORY VERSE PRACTICE

Please reinforce the memory verse every week.
You can practice the memory verse with your students anytime during class.

"If I do not wash you, you have no part with Me." (John 13:8b)

HOMEWORK ANSWER KEY

1. True
2. False; Jesus also washed Judas' feet.
3. False; it was customary for servants to perform footwashing.
4. True
5. B
6. C
7. C
8. C
9. Answers may vary.
10. "If I do not wash you, you have no part with Me." (John 13:8b)

SPIRITUAL TEACHING & LIFE APPLICATION

Hot Coals

On a piece of paper, ask the students to write some ways they have been hurt or offended by their family members, friends, or brothers or sisters at church.

Examples

- I have been bullied.
- My sister wore my favorite skirt without asking.
- Some of the people at church don't want to be friends with me.
- Some of the kids at school laugh at what I wear and how I look.

Now ask them, "If these things happened to you, what would you do?" Tell them to write their answers on the same sheet of paper.

Possible Responses

- I stop talking to them.
- I think of ways to get back at them.
- I shout at them.
- I hate them.

Now that we've shared what we would do in these situations, let's turn to Mark 11:25-26 to find out what the Bible tells us to do when someone hurts and offends us. The Lord Jesus tells us that we must forgive those that have done anything against us.

What does it mean to forgive? When we forgive a person, we are excusing that person for causing us hurt or pain. That means we no longer put blame on that person for what they have done.

Why is it important to forgive others for the wrongs that they have done? We must forgive others, because if we don't, then our heavenly Father will not forgive us. Forgiveness is like a gift from God. Each time we pray for forgiveness for a sin we have committed, God gives us this gift of forgiveness. God hopes that we can give others this gift in the same way He has given it to us.

Is it okay for us to forgive others halfheartedly? No, the Bible teaches us that it is important to sincerely forgive others. One day, Peter asked the Lord Jesus, "How many times should I forgive my brother if he sins against me?" Jesus replied that Peter should forgive seventy times seven times.

How much is seventy times seven? Does that mean that after forgiving others 490 times, we do not need to forgive them anymore? No, in the Bible, seven is a complete number. To forgive others seventy times seven times means to fully and completely forgive others each and every time they sin against us.

Why do we need to do this? Imagine if, one day, we did something wrong and asked God for forgiveness, but God refused to give us the gift of forgiveness. How would we feel? We would probably feel sad or hurt. Fortunately, God has given us this gift each time we asked for it forgiveness. So, God wants us to be like Him. He wants us to pass this gift onto others whenever we can. Sometimes, people sin against us intentionally. Other times, they hurt us by accident. No matter what, Jesus wants us to forgive them.

Let's turn to Romans 12:20. Here, we are taught not only to forgive our enemies, but also to be nice to them. If our enemy, or someone who has hurt us, is hungry, we need to give him food; if he is thirsty, we need to give him a drink.

The Lord Jesus set a wonderful example for us to follow. Even though Judas betrayed Him, Jesus willingly and completely forgave him. Jesus did not stop there. He went on to wash Judas' feet, giving him the same promise that the other disciples received.

Looking back at our responses, what can we change about how we treat those who have done wrong to us? Besides forgiving them, can we think of other ways to show kindness to them? [Have students write down and share their answers. End the session by saying a prayer: "Lord Jesus, help me forgive those who hurt me. Help me not only to show forgiveness, but also to love others as You did."]

ACTIVITY

1

Following Jesus

Objective: To encourage students to lead a holy life.

Materials

- Roll of butcher paper
- Washable paint in several colors
- Markers
- Paint trays
- Plastic drop cloth, optional

Instructions

1. On the whiteboard, write the following, and ask the students to write their responses on a sheet of paper.

Name one way that you will:

- love and forgive a person who has hurt you
- serve a family member
- keep yourself holy

2. Take the roll of butcher paper and spread it across the floor. Optionally, take the plastic drop cloth and spread it on the floor before spreading the butcher paper.
3. Pour the paint into the trays and set them on the floor, near the paper.
4. Ask the students to remove their shoes and socks.
5. Have students carefully dip their feet into the paint and create footprints along the paper. Each student should make three footprints, one for each response.
6. Allow the paint to dry. Meanwhile, have the students wash and clean their feet.
7. Once the paint is dry, tell the students to write down their responses on the footprints using a marker.

E1 Year 3 Book 4 Lesson 9—The Sacrament of Footwashing

Homework Assignment

Name: _____ Parent signature: _____ Date: _____

Bible Truths: 1. The Sacrament of Footwashing is essential for salvation and allows us to have a part with the Lord.
 2. The Lord Jesus was an example of love, forgiveness, holiness, humility, and servitude.

Lesson Objectives: 1. To understand that the Sacrament of Footwashing allows us to have a part with the Lord Jesus and eternal life.
 2. To follow Jesus' example in living a life of love and forgiveness, holiness, humility, and servitude.

Bible Reading: Please put a checkmark in the space when you complete the reading each day.

Prayer: Please put a checkmark in the space on the days you prayed to God.

	Sun	Mon	Tue	Wed	Thu	Fri	Sat
Bible Reading							
Prayer							

Memory Verse

Please write down this week's memory verse.

(John 13:8b)

What I Learned from the Bible This Week

1. _____
2. _____
3. _____

Homework Assignment

Understanding What You Have Learned

True or False

1. Jesus washed His disciples' feet as an example for us. _____
2. Jesus washed the feet of every disciple, except Judas. _____
3. It was the custom for the master of the house to wash the guests' feet. _____
4. After our feet have been washed, we need to lead a holy life and not get our feet dirty again. _____

Multiple Choice

5. _____ : Footwashing is _____.
 - a. Not needed because our sins have already been washed away during baptism
 - b. Needed to have eternal life
 - c. Not needed because other churches don't practice it
6. _____ : Footwashing is very important, because _____.
 - a. It gets rid of all the dirt and gives us nice, clean feet
 - b. It washes away our sins
 - c. It allows us to have a part with the Lord
7. _____ : When Jesus came to Peter, Peter said, _____.
 - a. "Thank You, Lord Jesus, for washing my feet."
 - b. "This is a little embarrassing!"
 - c. " You shall never wash my feet!"
8. _____ : To teach His disciples the importance of love and forgiveness, Jesus _____.
 - a. Washed all the disciples' feet, except Judas'
 - b. Washed only half of the disciples' feet
 - c. Washed all the disciple' feet, including Judas'

Short Answer

9. Write down one way you will do each thing listed below.
 - Love and forgive a person who has hurt you _____
 - Serve a family member _____
 - Keep yourself holy _____
10. Write out this week's memory verse.

LESSON 10

THE SACRAMENT OF HOLY COMMUNION

BEFORE YOU TEACH

The Last Supper

Before Judas' betrayal, Jesus and His disciples had one last supper together. During this Last Supper, Jesus instituted the Sacrament of Footwashing and Holy Communion. In accordance with Passover customs, a lamb had to be sacrificed for the Passover feast. However, during the Last Supper, the sacrificial lamb represented the Lord Jesus. He was sacrificing His life to give us salvation. During the Passover meal, Jesus took the unleavened bread and grape juice, blessed them, and asked His disciples to partake of them. This was the first instance of Holy Communion. Today, the True Jesus Church observes the Holy Communion in accordance with the teachings in the Bible. In observing Holy Communion, we are remembering Jesus' suffering and death. By eating the bread and drinking the grape juice, we are partaking of Jesus' body and blood, which will allow us to have eternal life.

UNDERSTANDING YOUR STUDENTS

At such a young age, your students might not have a thorough understanding of Holy Communion. They probably view it only as the time when everyone in church eats a piece of bread and drinks a small cup of grape juice. They might not understand that through this sacrament, we fellowship with Christ and receive eternal life. However, with guidance, your students will be able to comprehend the importance of remembering the Lord's sacrifice and immense love, being reverent and respectful, and living for the Lord Jesus.

BIBLE TEXT

Matthew 26:26-28; Mark 14:22-23;
Luke 22:19-20; John 6:53-58;
1 Corinthians 10:14-21; 11:18-34

BIBLE TRUTHS

1. Jesus commanded us to eat His flesh and drink His blood to have eternal life.
2. Jesus commanded us to observe Holy Communion to remember His death.

LESSON OBJECTIVES

1. To understand that the bread and cup is the actual flesh and blood of the Lord Jesus in the spirit.
2. To realize that we observe Holy Communion to remember Jesus' death.
3. To know the importance of partaking of Holy Communion with a reverent attitude.

MEMORY VERSE

"Whoever eats My flesh and drinks My blood has eternal life, and I will raise him up at the last day."

(John 6:54)

PRAYER

In the name of the Lord Jesus Christ, we pray. Thank You for guiding us here today to worship You. You shed Your blood and died for us on the cross to cleanse us of our sins. Today, we remember Your death when partaking of Holy Communion. Help us understand the importance of this sacrament. May all glory be onto Your name. Hallelujah! Amen.

VOCABULARY

consecrate: to separate and make sacred

yeast: a fungus used in making bread and wine

partake: to take part in; to have a portion of food

REVIEW

Last week, we learned about the Sacrament of Footwashing. Let's review some of the things we learned about footwashing.

Who usually performed the footwashing? (Servants.) But during the Last Supper, Jesus (the master), washed His servants feet. Through this, Jesus taught us that we should serve others through humility. We also learned that footwashing taught us to be holy and pure.

How Is Footwashing Performed?

1. An elder, pastor, or deacon performs the sacrament. He represents the Lord Jesus in washing the feet of the newly baptized person.
2. It is performed in the name of the Lord Jesus.
3. Using a basin of water, the pastor washes the believer's feet, and then dries them with a towel.

BIBLE STORY

Jesus Institutes Holy Communion

People often keep things that remind them of certain events in their lives. For example, people carry photographs in their wallets to remind them of their family and friends and the wonderful times they had together. Other people collect souvenirs to remind them of vacations they had or places they visited. Jesus also gave us something to remember Him by. Before He ascended to heaven, Jesus established the Holy Communion so we could remember Him. Jesus said that each time we observe the Holy Communion, we will remember how He loved us and sacrificed His life for our sins.

The night before Jesus was crucified, He had His last supper with His disciples. This was not just an ordinary dinner; it was a very special meal where Jesus established the Holy Communion.

Earlier that day, Jesus had asked two of His disciples to find a large room and prepare the materials needed to celebrate the Passover. During the Passover meal, Jesus took the unleavened bread, gave thanks to God, broke it into pieces, and gave it to the disciples to eat. Jesus told His disciples, "This is My body which is given for you; do this in remembrance of Me."

After the disciples finished eating the bread, Jesus took the cup of grape juice. He prayed and gave thanks to the Lord, then gave the cup to His disciples. He said to His disciples, "Take this and drink. This is My blood of the new covenant, which is shed for many for the forgiveness of sins. I will not drink of the grape juice until the kingdom of God comes."

Do you remember a time when you ate unleavened bread

and drank grape juice in church? Yes, we usually observe Holy Communion on the last day of Spiritual Convocation. We observe this holy sacrament since Jesus commanded us to observe it. Through Holy Communion, everyone in church remembers the Lord Jesus and His death on the cross.

What does Jesus want us to remember through Holy Communion?

His Suffering and Death for Our Sins

Let's read 1 Corinthians 11:24. Jesus took of the bread and said, "This is My body, which is broken for you; do this in remembrance of Me." Then, taking the cup, Jesus continued, "This cup is the new covenant in My blood. This do, as often as you drink it, in remembrance of Me."

Jesus asked us to remember Him when we eat the bread and drink the juice. What should we remember about the Lord? We should remember how Jesus sacrificed His body and shed His blood to cleanse us from our sins.

Jesus knew that Judas was going to betray him, and that His life was going to end soon. He wished for the disciples to observe Holy Communion to remember His sacrifice for them.

After the Last Supper and a prayer in the garden of Gethsemane, Jesus was delivered into the hands of the enemies and arrested. They mocked, beat, whipped, and spat on Him. Furthermore, His enemies fashioned a crown made of thorns and forced it on His head. Blood flowed from the wounds that covered Him head to toe. Throughout the entire night, Jesus was tried and judged by the rulers of the people. Although Jesus was blameless, they still found Him guilty and sentenced Him to death.

The next day, the people forced Jesus to carry His own cross to Golgotha, the site of His crucifixion. Exhausted and weak from the beatings and lack of sleep, Jesus fell many times during His march to Golgotha. The Roman soldiers eventually forced a man named Simon to carry the cross for Jesus the rest of the way. At Golgotha, the Roman soldiers nailed Jesus to the cross using very long nails. The pain was exceedingly great. While Jesus hung on the cross in agony, the people below laughed and mocked Him. Jesus' disciples had all fled. He was alone.

Jesus endured the pain and suffering because He loves us dearly. When we partake of the Holy Communion, we need to remember the love and sacrifice of our Lord Jesus.

What do we eat and drink during Holy Communion?

I. One Piece of Unleavened Bread: The Body of Jesus

During the meal, Jesus took the unleavened bread, broke it, and said to His disciples, "Take it and eat; this is My body."

How can the bread be Jesus' body? After the bread is blessed and consecrated in the name of Jesus, the bread becomes Jesus' body spiritually. Even though it still looks like bread, it has been spiritualized into the flesh and body of the Lord Jesus.

a. Unleavened

Leaven is also known as yeast. Yeast is added to dough to make it rise. When dough with yeast is baked, it is soft and fluffy like the bread we buy at bakeries. Many people commonly eat this fluffy bread every day. However, this is not the kind of bread used during Holy Communion.

During Holy Communion, we eat unleavened bread. This type of bread does not contain yeast, as it is made with only flour and water. According to the Bible, yeast represents sin. Jesus' body is holy and without sin. If the Holy Communion bread represents Jesus, it cannot have sin, which means it cannot have yeast (i.e., leaven).

Before we eat the unleavened bread, we must first examine ourselves to see if we have sinned. If we have, then we must repent and ask God to forgive us. Only then can we eat of Jesus' body.

b. Only One Piece of Bread

Jesus only had one body; therefore, only one piece of bread is used for Holy Communion. Even if a large congregation has gathered, the church still uses only one piece of bread because we are one body in Christ. This reminds the members that we must be united through love and fellowship.

II. Grape Juice: The Blood of Jesus

After it has been consecrated, the grape juice becomes the blood of our Lord Jesus. He shed this blood for our sins. Other churches may use wine, but this is not biblical. Wine is made with yeast, which represents sin. Therefore, during

the Holy Communion, we use grape juice, which does not contain yeast.

The grape juice also represents the new path to salvation (i.e., the new covenant) that Jesus opened through His blood (Lk 22:20). To follow this new path to salvation, we must be baptized, have our feet washed, and receive the Holy Spirit. If we do these things, we will be saved.

Receiving Eternal Life

Jesus promised that those who partake of His flesh and blood would have eternal life. Therefore, when we partake of Holy Communion, we are allowing ourselves to be part of that promise. When Jesus comes again, those who have died and are saved will resurrect and be taken into heaven to be with Him. Thus, if we observe Holy Communion, remember the Lord's death, and keep our faith until Jesus comes again, He will bring us to heaven to be with Him forever.

Having a Part with the Lord Jesus

Holy Communion enables us to have a part with the Lord. When we eat of the flesh and blood of the Lord Jesus, His life is in us. This means that the Lord Jesus abides in us. Furthermore, since the members all belong to Christ's body, we are one with our brothers and sisters, too. Holy Communion is a fellowship with Jesus and the members of Jesus' body, so those who have not yet been baptized in the True Jesus Church may not partake of the bread and cup.

How should we partake of the Holy Communion?

The flesh and blood of Jesus are sacred and precious. We must partake of it with the correct attitude.

Be Holy

Holy Communion is a communion between Jesus and the members of the church. Jesus is sinless and His church is sinless. When we participate in Holy Communion, we must examine ourselves to see if we have sinned. If we have done wrong, such as lying, arguing, or fighting, we need to repent. In the church in Corinth, there were believers who treated the body and blood of Christ as something common. They ate of His body and blood without repenting for their sins. As a result, God punished them with sickness and death. If we have sins, we must repent and ask Jesus to forgive us before partaking of the Holy Communion.

Be Respectful

The bread we eat and grape juice we drink during the Holy Communion are not ordinary items; they are the flesh and blood of our Lord Jesus. Therefore, we cannot treat them as common bread and juice; we must treat them with reverence. There are testimonies of brothers

and sisters who laughed and fooled around during Holy Communion. They forgot that they were eating and drinking the body and blood of Jesus Christ. As a result, God disciplined them (refer to the testimonies in this lesson). We should always be reverent when observing the Holy Communion.

Be Thankful

Since the Lord Jesus gave up His life and blood to save us, we should partake with a thankful heart. We need to give thanks to God for His great love and sacrifice from the bottom of our hearts.

CHECK FOR UNDERSTANDING

1. After Jesus consecrated the unleavened bread, it was the body of the Lord Jesus in spirit. True.
2. The bread used in Holy Communion contains yeast. False.
3. If there are a lot of members attending Holy Communion, we may use more than one piece of bread. False.
4. We can use wine for Holy Communion. False.
5. We observe Holy Communion to remember how the Lord Jesus suffered and died for us on the cross. True.
6. The believers in Corinth fell sick and died because they ate the wrong kind of food. False.
7. If we observe Holy Communion, Jesus abides in us and we will have eternal life. True.
8. Before partaking of Holy Communion, we do not need to examine ourselves or repent of sins. False.

MEMORY VERSE PRACTICE

Please reinforce the memory verse every week.
You can practice the memory verse with your students anytime during class.

"Whoever eats My flesh and drinks My blood has eternal life, and I will raise him up at the last day." (John 6:54)

HOMEWORK ANSWER KEY

1. True
2. False
3. True
4. True
5. False
6. B
7. C
8. B
9. C
10. "Whoever eats My flesh and drinks My blood has eternal life, and I will raise him up at the last day."
(John 6:54)


SPIRITUAL TEACHING & LIFE APPLICATION

Testimonies

Testimony 1

Once, there was a visitor who came to the church during Holy Communion. Since she had not been baptized, she was not permitted to partake of the bread and the grape juice. While she sat in the chapel watching, God opened her eyes. She saw that instead of unleavened bread being given to the members, pieces of meat were being given. She asked a member why pieces of meat were being served.

This testimony demonstrates that after the pastor consecrates the bread and the grape juice, they become the spiritual body and blood of Jesus Christ.



Discussion

1. How did God open the eyes of the visitor? (She saw pieces of meat instead of unleavened bread.)
2. Does this mean that we are eating pieces of meat during Holy Communion? (No, the bread and juice still remain bread and juice during Holy Communion. We are not eating Jesus' physical body or drinking His actual blood.)
3. During consecration, when the pastor blesses the bread and the juice, what happens to the unleavened bread and grape juice? (With the presence of the Holy Spirit, the bread and the juice become the flesh and blood of Jesus Christ in the spirit—Mt 26:26-27; 1 Cor 11:27; 10:16)



Testimony 2

Once, a young brother was partaking of Holy Communion with an irreverent attitude. He took the bread, tossed it in the air, and tried to catch it in his mouth like it was popcorn. God was greatly displeased with his attitude. God allowed demons to possess this brother. The demons tormented him for a month. Every day, the brother went to church and asked the pastor to pray for him so the demons would leave him. God eventually had mercy on this brother and the demons left him.


There was another brother who also was being disrespectful during Holy Communion. He, too, tossed the bread and tried to catch it in his mouth. This time, God caused the bread to get stuck in the brother's throat. For 30 minutes, the brother could not cough it up or swallow it. He became very frightened. He understood that this was God's punishment, so he repented and asked for God's forgiveness. God eventually had mercy on him and helped him recover.

Discussion

1. In both testimonies, why was it wrong for the brothers to throw the bread in the air and catch it in their mouths? (It showed that the brothers did not respect the body of Christ. They treated Holy Communion as something common and partook of it in an unworthy manner.)
2. How did God show that He was displeased with the brothers? (God disciplined both brothers severely so that they would remember not to do it again.)
3. How can we respectfully partake of Holy Communion? (We need to understand that the bread and grape juice used in Holy Communion are Jesus' flesh and blood. Therefore, we need to partake of it with a holy, solemn, and thankful heart.)

Testimony 3

A believer, who had committed a very serious sin, took the Holy Communion without examining himself and repenting. Immediately after eating the bread and drinking the grape juice, he died. The pastor saw this and asked the congregation to pray for this brother. After the prayer, the brother was resurrected. The pastor approached the brother and told him to confess his sins. The brother confessed that he had sinned greatly against God.

*Discussion*

1. Why did the brother die after partaking of Holy Communion? (He did not prepare and examine his heart beforehand. The Lord's body and blood are holy. Therefore, we need to make sure that we are without sin when we partake of it.)
2. How do we examine ourselves before partaking of Holy Communion? (We look into our hearts to see if we have sin within us. If so, we need to repent, ask God for forgiveness, and be determined to stay holy.)
3. Why is it important for us to examine ourselves and repent before partaking of Holy Communion? (The bread and grape juice are the Lord's flesh and blood. They are different from ordinary food, as they are holy. Those who eat the body and blood without examining themselves will be judged and disciplined by God.)

ACTIVITY

1

Making the Holy Communion Bread and Juice

Objective: To let students know more about the food they eat during Holy Communion.

Ingredients

- 3 cups flour
- $\frac{3}{4}$ cup boiling water
- $\frac{3}{4}$ cup cold water
- 1 bag of red seedless grapes

A. Unleavened Bread**Directions**

1. Gradually pour the boiling water into the flour and mix well. Use a utensil to avoid getting burned by the hot water.
2. Knead the dough with your hands.
3. If the dough is too dry, add some cold water to the dough. If dough is too wet, add more flour.
4. Continue to knead the dough until it is smooth and not sticky.
5. Form the dough into a ball. Cover the dough with a wet paper towel or place it in a Ziploc bag.
6. Let the dough sit for about 10-15 minutes. (Teacher: While the dough is resting, demonstrate how to make the grape juice.)
7. Bring out the dough and flatten the dough ball into a circle about $\frac{1}{4}$ " thick.
8. When the pan is hot, place the dough on the pan. Do not add salt or oil to the bread. Turn the heat down to low and allow the bread to cook evenly on each side. Check to see if the dough has been cooked completely.
9. Transfer the cooked bread onto a plate and allow it to cool.

Note: If students are involved in making the dough, the teacher can start the kneading and then divide the dough up for the students to finish making their own unleavened bread. Cook the small pieces of bread together in the pan.

B. Grape Juice**Directions**

1. Wash the grapes, making sure to get rid of any rotten grapes. Remove the excess water.
2. Put the grapes through a juicer and collect the juice in a cup.
3. If a juicer is not available, dice the grapes into very small pieces and use a cheesecloth to strain the grape juice into a cup.
4. Pour the grape juice into little cups to serve.

E1 Year 3 Book 4 Lesson 10—The Sacrament of Holy Communion

Homework Assignment

Name: _____ Parent signature: _____ Date: _____

- Bible Truths:**
1. Jesus commanded us to eat His flesh and drink His blood to have eternal life.
 2. Jesus commanded us to observe Holy Communion in remembrance of His death.

- Lesson Objectives:**
1. To understand that the bread and cup is the actual flesh and blood of the Lord Jesus in the spirit.
 2. To realize that we observe Holy Communion to remember Jesus' death.
 3. To know the importance of partaking the Holy Communion with a reverent attitude.

Bible Reading: Please put a checkmark in the space when you complete the reading each day.

Prayer: Please put a checkmark in the space on the days you prayed to God.

	Sun	Mon	Tue	Wed	Thu	Fri	Sat
Bible Reading							
Prayer							

Memory Verse

Please write down this week's memory verse.

(John 6:54)

What I Learned from the Bible This Week

1. _____
2. _____
3. _____

Homework Assignment

Understanding What You Have Learned

True or False

1. During consecration, Jesus sanctified the unleavened bread so that it was spiritually the body of Christ. _____
2. If there are many members attending Holy Communion, we may use more than one piece of bread. _____
3. We use unleavened bread because yeast represents sin and Jesus is sinless. _____
4. The grape juice is spiritually the blood of Jesus after receiving consecration. _____
5. Before partaking of Holy Communion, we do not need to examine ourselves for sin. _____

Multiple Choice

6. ____ : The purpose of Holy Communion is to remember _____.
 - a. How the Lord Jesus suffered and died for us on the cross
 - b. The Lord's birthday
 - c. How the Lord was baptized
7. ____ : For the Holy Communion, we use _____.
 - a. Store-bought bread and grape juice
 - b. Unleavened bread and wine
 - c. Unleavened bread and grape juice
8. ____ : Some of the believers in Corinth church became sick and died, because _____.
 - a. They ate rotten food
 - b. They did not repent of their sins and partook of Holy Communion in a disrespectful manner
 - c. They caught a terrible disease
9. ____ : If we partake of the Holy Communion, then _____.
 - a. We have a part with Christ
 - b. We will have eternal life
 - c. Both A and B

Short Answer

10. Write out this week's memory verse.
-

LESSON 11

THE TRANSFORMING POWER OF THE HOLY SPIRIT

BEFORE YOU TEACH

The Promised Holy Spirit

Before Jesus Christ ascended to heaven, He commanded His disciples to remain in Jerusalem to wait for the "Promise of the Father." What was this Promise? The Holy Spirit. Jesus promised that He would give the disciples a Helper that would abide with them forever and give them power. Jesus told His disciples that they would "receive power when the Holy Spirit" came upon them. This power was not physical strength, but rather spiritual strength, that allowed the disciples to preach boldly "in all Judea and Samaria, and to the end of the earth" (Acts 1:8). So, the disciples gathered and waited in Jerusalem for the outpouring of the Holy Spirit, which Jesus Christ had promised.

As the disciples prayed together on the Day of Pentecost, there was a sound like a rushing mighty wind that filled the house in which they were praying. Then, tongues of fire rested on each of them. The disciples were filled with the Holy Spirit, and they began to speak in other tongues, as the Spirit gave them voice. A crowd had gathered upon hearing the noise, and they assumed that the disciples were drunk with wine. However, Peter and the rest of the disciples knew that they had received the promised Holy Spirit. God has promised to give each one of us this Holy Spirit, which is a guarantee of our inheritance of the heavenly kingdom (Eph 1:13-14).

UNDERSTANDING YOUR STUDENTS

To help your students understand the importance of receiving the Holy Spirit, you can start by explaining heaven to the students. Your young students might have difficulty understanding an abstract concept like heaven, so ask them questions, such as, "What do you think happens to a person after he dies?" In your explanation of heaven, use the descriptions of heaven collected from various testimonies of people who have seen heaven (e.g., it is a large, bright city with golden streets and singing flowers). This will help solidify the concept of heaven with the students. In conclusion, explain to the students that the Holy Spirit is our ticket (guarantee) into heaven. The Holy Spirit will transform us from a sinful person to a holy person so that we can enter heaven.

BIBLE TEXT

John 3:3, 5; Romans 8;
Galatians 4:6; Ephesians 1:13-14

BIBLE TRUTHS

1. The Holy Spirit gives us power to overcome our sinful nature and be renewed into Jesus' likeness.
2. The Holy Spirit is the guarantee of our heavenly inheritance.

LESSON OBJECTIVES

1. To learn that the Holy Spirit is the guarantee of our heavenly inheritance.
2. To learn how the Holy Spirit empowers us and transforms us into the likeness of Jesus Christ.
3. To learn how to pray for the Holy Spirit.

MEMORY VERSE

"He saved us, through the washing of regeneration and renewing of the Holy Spirit."

(Titus 3:5)

PRAYER

In the name of the Lord Jesus Christ, we pray. Thank You bringing us safely here to worship and praise You. Today, we will learn about the promised Holy Spirit. Give us the strength and perseverance to pray for the Holy Spirit, and the fervor to ask for the fullness of the Holy Spirit. Thank You for giving us such a great Helper. May all glory be onto Your name. Hallelujah! Amen.

VOCABULARY

sanctification: the process of becoming holy like the Lord Jesus
transformation: the process of changing
guarantee: a promise
renewal: the act of making new again
regeneration: the process of being born again

REVIEW

Last week, we learned about the Sacrament of Holy Communion. Jesus Christ died for us on the cross, but before He was crucified, He had one last supper with His disciples. During this dinner, He instituted Holy Communion and commanded the disciples to observe it frequently in remembrance of His death. We eat from one piece of unleavened bread and drink grape juice during Holy Communion, but what do these things represent? (They represent Jesus Christ's flesh and blood.) Since Jesus Christ was blameless, the bread we eat during Holy Communion is made without leaven, which represents sin in the Bible. When we partake of Holy Communion, we have a part with Jesus Christ and are able to receive eternal life. But what kind of attitude should we have when we partake of Holy Communion? (We should be holy, respectful, and thankful.) If we do not partake of Holy Communion with the correct attitude, God will punish us. We learned that partaking of the Holy Communion allows us to have a part with Jesus, but that we must partake of it with the correct attitude.

BIBLE STORY

The Holy Spirit Has Come

After Jesus had completed His work on earth, He was to ascend to heaven. Before His ascension, He told the disciples to remain in Jerusalem to pray for the Holy Spirit. The disciples obeyed His instructions. They stayed in Jerusalem and gathered together to pray each day. Finally, on the day of Pentecost, the Holy Spirit came down from heaven and filled the disciples mightily.

Today, the True Jesus Church has the abidance of the Holy Spirit. Many of its believers are filled with the Holy Spirit, just like the disciples.

A. Who is the Holy Spirit?

The Holy Spirit is God Himself. The Bible says that God is a spirit. We cannot see Him nor touch Him, yet His Spirit fills the entire universe. How then can we experience God? God said, "I will put my Spirit within you." So, when the Holy Spirit dwells in our hearts, God Himself also dwells in our hearts. By receiving the Holy Spirit, we are certain that God is alive and exists, because He lives within us.

B. Why do we need to receive the Holy Spirit?

1. We need the Holy Spirit to be saved and to have eternal life.

Turn to John 3:5. This verse tells us that to enter the

heavenly kingdom we must be born of water and the spirit. This means that we must receive water baptism and the Holy Spirit to be able to enter heaven. Receiving water baptism alone is not enough; we also need to receive the Holy Spirit, too. Anyone who does not have the Holy Spirit will not be allowed entry into God's kingdom.

This is a testimony of a brother who had not yet received the Holy Spirit. This young brother saw a vision of a white airplane. The airplane was going to take some people to heaven. The brother saw a line of people boarding the plane. His mom and dad got on first, followed by his brother and sister. As the young brother was about to board, he was stopped. The person at the gate asked him for his visa. He searched and searched, but he could not find any visa. As a result, he could not board the plane. This vision tells us that we must have a certain visa to enter heaven. What is this visa? That's right, it's the Holy Spirit. From this, we can understand the importance of the Holy Spirit.

2. The Holy Spirit confirms that we are children of God.

Read Romans 8:15-16. When we receive the Holy Spirit, we belong to God. He is our heavenly Father and we are His beloved children. We can boldly call out, "Abba, Father." Since we are God's precious children, He will love and provide for us. When we cry out to Him, He will answer, comfort, and help us.

3. The Holy Spirit is the guarantee of our inheritance of the heavenly kingdom.

When the disciples realized that Jesus was going to leave them and return to heaven, they became sorrowful. But the Lord Jesus comforted them by saying that He was leaving to prepare a place for them. What is this place? It is the heavenly kingdom. Today, the Lord Jesus is preparing a place in the heavenly kingdom for us, too. When He returns, He will gather His believers and bring them there. The Bible tells us that it is a place so wonderful that there are no words to describe it. Heaven is a place with no tears, sorrow, or sickness; only joy, peace, and love exist. In heaven, we can be with Jesus forever.

But we can't see heaven. How do we know it's real?
[Allow students to respond.]

We know that heaven is real, because God gives us the Holy Spirit as proof (Eph 1:13). We also know that God is faithful and that He never lies. God promised us that He would take us to heaven. Therefore, we have faith that heaven exists and that He has prepared a place in heaven for us.

4. The Holy Spirit can transform us.

The butterfly is one of God's marvelous creations. A butterfly starts life as a hairy caterpillar, crawling on branches and eating leaves. At one point in its life, it will wrap itself in a cocoon. Inside this cocoon, the caterpillar goes through an amazing transformation. When it emerges from cocoon, it is no longer a hairy caterpillar, but a beautiful butterfly that can fly freely between flowers.

God hopes that we can have a transformation, too. However, God does not desire for us to have a physical change, but a spiritual change. He wants us to be transformed from a person of the world to a person of God. We know that water baptism washes away our original sins, but we still continue to commit sins daily. We have weaknesses or bad habits that displease to God. What kinds of bad habits or weaknesses displease God? [Give students time to respond, and then write their answers on the board.] God wants us to get rid of these weaknesses so that we can become pure and holy like God. This process of becoming like God is called sanctification. When we are sanctified, we become holy and separate from the sins of the world.

Though we want to change, it is often very difficult. God knows that we need help with changing. That is why God gave us a Helper, the Holy Spirit. The Holy Spirit is God. He lives in our hearts to give us the strength to overcome our weaknesses and resist temptations. The Holy Spirit leads us in a life that pleases God by guiding us in obeying

God's commandments and doing God's will. Thus, the Holy Spirit helps transform us into the likeness of God. We can then enter heaven and see God.

C. How do I pray for the Holy Spirit?

Let's read Luke 11:9-13. The Lord Jesus promised the Holy Spirit to those who ask Him. Through the Holy Spirit, Jesus lives in us and changes our hearts. Furthermore, the Holy Spirit is our visa into heaven. We cannot enter heaven without it.

These Bible verses teach us the attitude we must have when praying for the Holy Spirit. We must ask, seek, and knock. The Holy Spirit is so important that we must be earnest in asking Jesus to give it to us. We need to seek it as if we were seeking for precious treasure. We need to knock loudly and persistently on Jesus' door until He answers our prayers. This is how we pray for the Holy Spirit: with earnest and persistence. In addition, we must be focused, sincere, and devoted in our prayers. If we pray in this manner, God will fill us with His Holy Spirit and we will be joyous and peaceful knowing that God lives in our hearts.

How to pray for the Holy Spirit:

1. Kneel down.
2. Close your eyes and concentrate.
3. Say, "In the name of the Lord Jesus, I pray."
4. Say, "Hallelujah! Lord Jesus, please give me the Holy Spirit," repeatedly.
("Hallelujah" is a Hebrew word for praising God.)
5. End with "Amen."

D. How do I know if I have received the Holy Spirit?

From the book of Acts, we know that those who have received the Holy Spirit will speak in tongues. In addition, those who have received the Holy Spirit may experience bodily movements.

- a. When the apostles received Holy Spirit, they all spoke in tongues (Acts 2:1-4).
- b. Cornelius and his household spoke in tongues after receiving the Holy Spirit (Acts 10:44-46).
- c. The believers at Ephesus spoke in tongues when the Holy Spirit came upon them (Acts 19:6-7).

CHECK FOR UNDERSTANDING

1. The Holy Spirit is the Spirit of God and Jesus. True.
2. We know that heaven exists because people have had visions of heaven and have testified about what they have seen. True.
3. God has given us the Holy Spirit to help us be like the Lord Jesus. True.
4. The Holy Spirit proves that we are children of God and that heaven exists. True.
5. Jesus said we only need to receive baptism to be able to enter the heavenly kingdom. False.
6. We know that we have received the Holy Spirit when we speak in tongues. True.
7. We receive the Holy Spirit by copying how others pray. False.
8. List the steps we follow when praying for the Holy Spirit.
 - Kneel down.
 - Close your eyes and concentrate.
 - Say, "In the name of Jesus Christ, I pray."
 - Repeat, "Hallelujah! Lord Jesus, please give me the Holy Spirit."
 - End with "Amen."

MEMORY VERSE PRACTICE

Please reinforce the memory verse every week.
You can practice the memory verse with your students anytime during class.

"He saved us, through the washing of regeneration and renewing of the Holy Spirit." (Titus 3:5)

HOMEWORK ANSWER KEY

1. True
2. True
3. True
4. True
5. A
6. C
7. B
8. Close eyes and concentrate.
Say, "In the name of the Lord Jesus Christ, I pray."
Repeat, "Hallelujah! Lord Jesus, please give me the Holy Spirit."
End with "Amen."
9. Answers may vary.
10. "He saved us, through the washing of regeneration and renewing of the Holy Spirit." (Titus 3:5)

SPIRITUAL TEACHING & LIFE APPLICATION

To Be Like Jesus

Let's turn to Luke 9:51-56.

John and his brother James were Jesus' disciples. On one occasion, Jesus came to a village in Samaria, but the people there refused to welcome Jesus and His disciples. James and John were so angry that they asked Jesus if they could command fire to come down from heaven to burn and kill the villagers. Jesus turned and rebuked them. Jesus called them the "Sons of Thunder" (Mk 3:17).

What kind of people do you think John and James were? [Write students' responses on the board.]

Read Mark 10:35-44.

Here, James and John asked Jesus to grant them a request. What did they want Jesus to do for them? They wanted Jesus to allow one of them to sit on His right hand and the other on His left in heaven. James and John wanted the most important positions in heaven.

What does this tell you about James and John? [Write students' responses on the board.]

These two events happened before James and John had received the Holy Spirit. Now we will see how the Holy Spirit transformed James and John. After receiving the Holy Spirit, they were no longer the "Sons of Thunder".

Let's look at the Bible verses that John wrote.

He wrote in 1 John 4:7, "Beloved, let us love one another, for love is of God; and everyone who loves is born of God and knows God."

In 1 John 3:16, he writes, "By this we know love, because he laid down his life for us. And we also ought to lay down our lives for the brethren."

What does this tell you about the kind of person John had become? [Write down students' answers on the board.] That is right. John had changed from an angry, selfish person to a person filled with great love for God and the believers. He no longer wanted things for himself. In fact, he had so much love for the believers that he was even willing to give up his life for them.


What brought about this change? Yes, the Holy Spirit changed John. Maybe we get angry or annoyed easily like John did before. Maybe we disobey our parents or talk back to them. Maybe we are lazy and like to lie or steal. Have we unsuccessfully tried to overcome our weaknesses? From John's example, what is the only way that we can get rid of our weaknesses and bad habits? That's right. The only way is to pray for the Holy Spirit, so that the Holy Spirit may sanctify us and make us holy like our Lord Jesus.

Testimony: Praying for the Holy Spirit


In Taiwan, there was a sister named Ah Oh Chu. She was the eldest in her family and a devout Christian who enjoyed attending services. From the services, she understood the importance of the Holy Spirit, because she needed it to enter heaven. She also heard many testimonies of the joy and happiness members felt when they received the Holy Spirit. Ah Oh desired to have the Holy Spirit live in her heart.

Ah Oh took every opportunity to pray for the Holy Spirit. Each Friday, the church held a prayer session. During each prayer session, someone would receive the Holy Spirit. She prayed earnestly during each prayer session. She prayed loudly and wept much. The church elders and pastors helped her pray through the laying of hands, but she still did not receive the Holy Spirit. She became sad when she saw that others had received the Holy Spirit, but she had not.

Although Ah Oh felt ashamed and defeated, she was still determined to receive the Holy Spirit. One Friday after the evening prayer session, she sadly walked home after failing to receive the Holy Spirit again. She walked slowly with her head bowed, wondering why she could not receive the Holy Spirit. She examined herself and could not find a reason. So, at that moment, she made a resolution: at the next Friday prayer session, she would not return home until she received the Holy Spirit. When she arrived home, her father said to her, "The other children at church have received the Holy Spirit. Your younger sisters and brother have also received the Holy Spirit. You are older than all of them, but you still have not received the Holy Spirit. You need to put more effort in your prayers." Ah Oh did not reply. This just made her determination stronger.



The next Friday, Ah Oh attended Friday service as usual, but her heart was different. She walked to church like a soldier ready for battle. She was solemn. She thought to herself, "Even if I have to die, I will not give up until I've fought a victorious battle." That night, she was on a special mission—to receive the Holy Spirit. When the prayer session began, she knelt down and reminded herself that this time she would not stop praying until she had received the Holy Spirit. She then began to pray.



The Lord wanted to test how much Ah Oh desired the Holy Spirit. By not giving her the Holy Spirit immediately, God saw her desire through her determination and persistence in prayer. Two hours passed and the evening service had ended. Everyone had gone home but Ah Oh continued to pray. Her parents waited for her in the pews, but Ah Oh did not stop praying. Her prayer was so fervent that sweat poured down her back and tears covered her face. She pleaded to God for His mercy and to give her His Holy Spirit.

Hallelujah, praise the Lord! God could not ignore her sincere and fervent prayer. God poured His Spirit into her heart and filled her with the Holy Spirit. As Ah Oh walked home that evening, she was filled with such happiness and joy for she had God living in her.

After receiving the Holy Spirit, Ah Oh became more fervent and loved to pray. Through the Holy Spirit, God changed her and gave her strength so that she did not follow the ways of the world. The Holy Spirit also disciplined her when she went astray so that she continued to walk on the right path.

Discussion

1. How did Ah Oh show her earnest desire for the Holy Spirit? (Ah Oh took every opportunity to pray for the Holy Spirit. She attended the prayer session each Friday and prayed earnestly for the Holy Spirit.)
2. How did Ah Oh pray for the Holy Spirit? (She prayed loudly, with tears and sweat. She was determined to receive the Holy Spirit. She did not give up. She persisted until God poured down His Spirit upon her.)
3. How did Ah Oh change after she received Holy Spirit? (Ah Oh became more fervent and loved to pray. She was able to resist the temptations of the world and continued to walk on the right path.)
4. How are you going to show your determination to receive the Holy Spirit?

ACTIVITY

1**A Beautiful Butterfly****Objective:** To remind students to transform themselves into the likeness of Jesus.**Materials**

- Construction paper, two different colors
- Scissors
- Pipe cleaners
- Markers
- Pens
- Decorations (sequins, glitter, beads, etc.)

Instructions

1. Using two different pieces of construction paper, cut one 7x7 inch and one 10x10 inch square. Cut one pair of squares for each student.
2. Give each student one pair of squares. On the edges of each square, have the students write bad habits that they wish the Holy Spirit could help them change.
3. Decorate the squares using markers, sequins, glitter, beads, etc.
4. Fold each square diagonally, starting from one corner. Make folds about $\frac{3}{4}$ to 1 inch wide. The folds should resemble accordion folds.
5. Place the small square on top of the large square, lining up the folds so that the small square nests in the big square.
6. Squeeze both folded squares together tightly, and wrap a small pipe cleaner around the middle.
7. Twist the two ends of the pipe cleaner together to hold the two squares together.
8. Open the squares to form the wings of the butterfly. Use the ends of the pipe cleaner to form the butterfly's antennae. If necessary, cut off the excess ends of the pipe cleaner to shorten the antennae.
9. Hang the butterflies around the room. Remind the students to continually strive to transform themselves in order to be like the Lord Jesus.

E1 Year 3 Book 4 Lesson 11—The Transforming Power of the Holy Spirit

Homework Assignment

Name: _____ Parent signature: _____ Date: _____

Bible Truths: 1. The Holy Spirit gives us power to overcome our sinful nature and be renewed into Jesus' likeness.
 2. The Holy Spirit is the guarantee of our heavenly inheritance.

Lesson Objectives: 1. To learn that the Holy Spirit is the guarantee of our heavenly inheritance.
 2. To learn how the Holy Spirit empowers us and transforms us into the likeness of Jesus Christ.
 3. To learn how to pray for the Holy Spirit.

Bible Reading: Please put a checkmark in the space when you complete the reading each day.

Prayer: Please put a checkmark in the space on the days you prayed to God.

	Sun	Mon	Tue	Wed	Thu	Fri	Sat
Bible Reading							
Prayer							

Memory Verse

Please write down this week's memory verse.

(Titus 3:5)

What I Learned from the Bible This Week

1. _____
2. _____
3. _____

Homework Assignment

Understanding What You Have Learned

True or False

1. The Holy Spirit is the Spirit of God. _____
2. We know heaven exists because people have had visions of heaven and have testified about them. _____
3. God promises to give us the Holy Spirit to help us be like the Lord Jesus, but we must earnestly pray for it. _____
4. The Holy Spirit is a guarantee of our inheritance of the heavenly kingdom. _____

Multiple Choice

5. _____ : Jesus said that to enter the heavenly kingdom, we must _____.
 - a. Be baptized and receive the Holy Spirit
 - b. Only be baptized
 - c. Only receive the Holy Spirit
6. _____ : We know that we have received the Holy Spirit when _____.
 - a. Our bodies move
 - b. We do good deeds
 - c. We speak in tongues
7. _____ : To receive the Holy Spirit, _____.
 - a. We only need to wait because God promised to give the Holy Spirit to everyone.
 - b. We need to ask and pray earnestly
 - c. We copy how others pray

Short Answer

8. Write out the steps to praying for the Holy Spirit.

9. Write a prayer to the Lord Jesus asking Him for the Holy Spirit.

Hallelujah, in the name of the Lord Jesus, I pray.

Dear Lord, please give me Your precious Holy Spirit because...

10. Write out this week's memory verse.

LESSON 12

THE SABBATH DAY OF REST

BEFORE YOU TEACH

Keeping the Sabbath Day Holy

After God spent six days creating the world, He rested on the seventh day. He blessed and sanctified this seventh day, for it was a holy day. This was the origin of the Sabbath. When the Israelites wandered in the desert, Moses told them of the Sabbath day of rest (Ex 16:23). From then on, the Israelites knew to rest on the seventh day and treat it with reverence. Keeping the Sabbath was of utmost importance, as it was included in the Ten Commandments given by God. It was the fourth commandment, which stated, "Remember the Sabbath day, to keep it holy." Breaking the fourth commandment and failing to observe the Sabbath resulted in extreme consequences. The prophet Jeremiah warned the Israelites that if they did not keep the Sabbath holy, a fire would destroy Jerusalem and its palaces (Jer 17:27). Unfortunately, the Israelites did not heed Jeremiah's warning, and the Babylonians came and burned down the temple and palaces in Jerusalem, while also taking the people of Judah captive (2 Chr 36:17-21). Seventy years later, the people returned to Jerusalem, but some of them continued to disobey God by not honoring the Sabbath. Nehemiah rebuked the people, telling them that their previous hardships had been brought by their failure to observe the Sabbath, and ordered the Levites to close the city gates on the Sabbath to keep it holy (Neh 13:15-22). The people faithfully observed the Sabbath from that point on.

The Purpose of the Sabbath

In Mark 2:27, Jesus clearly stated, "The Sabbath was made for man, and not man for the Sabbath." From this, we can tell that God did not create the Sabbath so that He could rest, but so that we could rest. God does not need to rest, but as humans, we do. After a long, hard week, the best relief we can find at the end of the week is a day of worship and joy at church. God created the Sabbath so we could have a physical and spiritual rest, as well as a time to reflect upon God's creation and salvation. The Sabbath gives us time to remember that God has blessed us and sanctified us; it also gives us time to show our thanks to God in praise and worship. Lastly, the Sabbath day of rest is a representation of the true rest in heaven.

BIBLE TEXT

Genesis 2:2-3; Exodus 20:8-11;
Deuteronomy 5:12-15; Isaiah 58:13-14;
Mark 2:27; Matthew 12:12;
Hebrews 4:9-10; John 15:5-6

BIBLE TRUTHS

1. God rested on, blessed, and sanctified the seventh day.
2. The Sabbath day is from Friday sundown to Saturday sundown.

LESSON OBJECTIVES

1. To emphasize that keeping the Sabbath is a commandment.
2. To understand that the Sabbath is a holy and sacred day that is to be set apart for the Lord.
3. To learn that observing the Sabbath with faith will lead to earthly and heavenly blessings.

MEMORY VERSE

"Then God blessed the seventh day and sanctified it, because in it He rested from all His work which God had created and made."

(Genesis 2:3)

PRAYER

In the name of the Lord Jesus Christ, we pray. Thank You for creating the Sabbath so that we can come here to worship and praise you every week. Today, we will learn about the importance of keeping the Sabbath day holy. Give us a heart of understanding so that we may know what You to teach us. May all glory be onto Your name. Hallelujah! Amen.

UNDERSTANDING YOUR STUDENTS

E1 students generally come to church and attend R.E. class to be with friends and have fun. Your students need to know that the primary reason for coming to church is to be with God. When they understand this concept, they will develop a regular habit of attending Sabbath services with a reverent attitude. You should remind your students of the importance of attending weekly Sabbath services. They

should not use birthday parties, athletic matches, shopping, etc., as an excuse to miss the Sabbath. Encourage them to spend more time in prayer and Bible reading. After the lesson, your students will understand that keeping the Sabbath is fundamental to having God's abidance throughout their lives.

VOCABULARY

sanctify: to make holy

blessed: honored, consecrated

REVIEW

Last week, we learned about the Holy Spirit and how it has the power to transform. Before Jesus ascended to heaven, He asked His disciples to remain in Jerusalem to wait for the outpouring of the Holy Spirit. On the Day of the Pentecost, the disciples prayed together and suddenly the Holy Spirit filled each of them. From that day on, they had the abidance of God, which gave them the power to preach boldly wherever they went. Today, we know that the Holy Spirit is a promise from God and also a guarantee of our inheritance of the heavenly kingdom. If we do not have the Holy Spirit, we must remember to pray persistently and fervently to ask God for it. If we do have the Holy Spirit, we must continue to pray zealously to ask for the fullness of the Holy Spirit. The Holy Spirit guides us on the correct path and leads us back to the path whenever we stray from it. With the Holy Spirit, we have the power to transform and overcome our weaknesses. We learned that it is important to pray for the Holy Spirit with persistence. Once we have received the Holy Spirit, we must transform ourselves to be holy like Jesus.

BIBLE STORY

Let us imagine that we are having a busy day. We wake up at 6:00am to get ready for school. At school, we spend the day reading books, answering the teacher's questions, calculating answers to math problems, and writing stories. After school, we have music lessons and do our homework. Then we help our mom set the table for dinner. After dinner, we help clear up the dishes. Before bed, we clean our room and put all our toys back in the closet. After this long and busy day, what would we most like to do? Yes, we would probably like to lie down and rest.

In the beginning, the earth was formless, empty, and filled with darkness. Then, God began the great work of creating the heavens and the earth. God was busy each day. In six days, God made everything that we see in the world today. He made the light, the sun, the moon, and the stars. He made the trees and vegetation on the land; He caused the sea to be filled with all kinds of fish and sea creatures. He made birds to fill the sky and animals to live on the land. Lastly, God created humans such as you and me.

At the end of six days, God examined all that He created and saw that it was good. On the seventh day, God did three very important things. What were they? [Read Genesis 2:2-3 with the students.]

- He rested on the seventh day.
- He blessed the seventh day.
- He sanctified the seventh day.

God called the seventh day the Sabbath. The word "Sabbath" signifies a day of rest.

Why would the almighty God need rest? The Bible tells us that God does not need rest or sleep; however, He knows that human beings do. Thus, God made the Sabbath for man (Mk 2:27).

The Sabbath was such an important day that God included it in the Ten Commandments (Ex 20:8-11). For the fourth commandment, God commanded the Israelites to remember the Sabbath day and keep it holy. On that day, they could do no work.

What type of day is the Sabbath day?

A. It is a day of rest.

The Sabbath day is a special day for God's children. God knew that men need rest from their work. Thus, He set the seventh day as the Sabbath day so that men could have a day to rest.

In the Old Testament, the Jewish people added their own rules to what they thought was a day of rest. They were not allowed to light fires to cook. They were only permitted to walk a certain distance. No work was allowed on the Sabbath. Those that broke these laws were stoned to death. The Israelites therefore felt a great fear and burden on the Sabbath.

But this was not what God had intended. God intended the Sabbath to be a day of rest and enjoyment. But does a day of rest mean that we can sleep or watch television all day? The rest that God wished to give us was a rest from our regular work, such as going to school or to work. God knew that if men did not have a day to rest, their bodies would become exhausted and they would have little time for their families, friends, and church. God knew that these connections were important to men.

The Sabbath day rest prefigures the eternal rest we will enjoy with the Lord Jesus in heaven. In heaven, we will no longer work, but enjoy complete rest with the Lord. But to enjoy eternal rest in heaven, we need to observe the Sabbath on earth.

B. It is a sanctified day.

The Sabbath is a sanctified day, which means that God separated this day from the other six days. How can we sanctify the Sabbath day (Isa 58:13)?

- We should not do our own things nor find our own pleasure on the Sabbath.
- We should not speak whatever we want.

Note: Write the following on the board, then list students' responses under the following categories:

Sunday – Friday

Things that please ME
Words that please ME

Friday – Saturday

Things that please GOD
Words that please GOD

1. Do not do our own things nor find our own pleasure.

Isaiah 58:13 teaches us that during the first six days of the week, we can do our own things, but when the holy Sabbath day comes, we must observe it by doing things pleasing to God. What things do we normally do during the week? [Write students' answers on the board.] We go to school, do our homework, play with our friends, have art/music lessons, watch television, practice sports, go shopping, and do whatever we enjoy doing.

But the seventh day is a special day that belongs to

God. This means that on the Sabbath, instead of doing things that gives us pleasure, we need to do things that please God. So, on the Sabbath day can we do all the things that we do on the previous six days? [Refer to the list.] On the Sabbath, we should avoid doing things that we normally do. We are God's chosen people and we need to honor God on the Sabbath. He doesn't want us to come to church reluctantly, but to enjoy it. He hopes that we can draw close to Him, listen to His words, and spend time with our church brothers and sisters, while worshipping and praising Him. Also, while we are at church, we can demonstrate our love for God by doing good deeds, such as cleaning the church.

2. Do not speak whatever we want.

From Isaiah 58:13, we also learn that on the Sabbath, we need to devote our speech to God and not speak about worldly things. [Ask the students what they talk about from Sunday to Friday. Write their responses on the board.] God has given us Sunday through Friday to talk about the matters of the world, but the seventh day is devoted to God.

On this day, we need to speak of things that please God. [Ask the students what kinds of words would please God. Write their responses on the board.] On the Sabbath, we should use our speech to greet church brothers, sisters, and friends; to speak of matters concerning God; and to tell others how Jesus has blessed us during the week.

C. It is a blessed day.

When God established the Sabbath day, He blessed it. If we honor and observe the Sabbath, then God will bless us tremendously. How will God bless us? [Read Isaiah 58:13-14.]

God promised us that if we honor the Sabbath, we would receive joy and peace from God. Because we honor His Sabbath, God will help us in times of troubles. He will answer our prayers and provide everything that we need so that we will never be lacking. But most importantly, God will bless us with eternal rest in heaven, which is the "heritage of Jacob."

What happens if we do not keep the Sabbath? In the Old Testament, one of the reasons why God severely punished the Israelites was because they failed to observe the Sabbath. God allowed their enemies to destroy their cities and hold them captive in a foreign land for seventy years. Their enemies destroyed the temple and burned the gates of Jerusalem. God departed from them and they suffered great shame.

Similarly, if we fail to observe the Sabbath, we will lose our faith and become a captive of Satan. Moreover, God will not allow us to enjoy the eternal rest in heaven. Thus, it is very important to observe the Sabbath and keep it holy.

CHECK FOR UNDERSTANDING

1. **Since the Sabbath day is a day of rest, we can stay at home to watch television and play video games.** False; the Sabbath is a holy day and we need to go to church to observe it.
2. **To remember the Sabbath and keep it holy is the fifth commandment.** False; it is the fourth commandment.
3. **After God finished creating the world and everything in it, He established the Sabbath day.** True.
4. **God rested on, sanctified, and blessed the seventh day.** True.
5. **The Sabbath is on Saturday only.** False; the Sabbath starts Friday sundown and ends Saturday sundown.
6. **One of the reasons why the Jews were captured and taken to a foreign land was because they did not obey their parents.** False; it was because they did not observe the Sabbath.
7. **What kind of blessings will we receive for keeping the Sabbath?**
 We can draw closer to God through the learning of His words and prayer.
 God will bless us.
 We will be able to enter heaven in the future.
8. **What are some of the things you will do or say on the Sabbath to please and honor God?** Answers may vary.

MEMORY VERSE PRACTICE

Please reinforce the memory verse every week.
 You can practice the memory verse with your students anytime during class.

“Then God blessed the seventh day and sanctified it, because in it He rested from all His work which God had created and made.” (Genesis 2:3)

HOMEWORK ANSWER KEY

1. False
2. False
3. True
4. True
5. C
6. B
7. C
8. A
9. Answers may vary.
10. “Then God blessed the seventh day and sanctified it, because in it He rested from all His work which God had created and made.” (Genesis 2:3)

SPIRITUAL TEACHING & LIFE APPLICATION

Testimonies

Testimony 1

One day, in a church in Taiwan, there was a brother assigned to usher that day. The chapel that he attended was large and grand, but the number of members who attended service was very low. The brother felt sorrowful that so few members attended service and he cried in his prayers because of this. While he was praying, he saw a vision of an angel entering the chapel holding an attendance book. The names of all the churches were recorded in the book and all the names of the members were also written down. The angel started to take roll. The brother was very surprised that the angel took note of those who did or did not come to attend services.

The brother was curious as to what the angel was doing, so he followed him. The brother saw that the angel would make a mark next to each member's name based on the member's attendance and attitude.

The angel would mark a circle next to a member's name if the member's body and heart were at church. This meant that the person was sitting in the chapel and listening attentively to the sermon.

The angel would mark a slash next to a member's name if the member was physically at church while his heart was still in the world. This meant that though the member was at church, his mind was busy thinking of the matters of the world and all the things he had to do once the service was over.

The angel would mark a check next to the name of members who were absent from church, but whose hearts desired to be at church. The angel explained that some members try their best to arrive at church, but due to unforeseen circumstances, they are delayed. Despite these obstacles, they still continue to make their best efforts to arrive at church, even if they are late.




The angel would mark a triangle next to the name of members who had the time to come to church, but did not make any effort to do so. These members stayed at home to watch television or to do their own things. They had no desire to seek God's truth or to build a relationship with Him. Eventually, God will leave these members.

Finally, the brother that saw the angel would mark an X next to the name of members who neither came to church nor cared about it.

After this vision, the brother understood that God is carefully watching to see who attends services and whether or not we are attentive during service.

This testimony reminds us that the Lord carefully records when we come to church or not. However, we should not only attend services physically with our bodies, but also listen to and understand the sermons with our hearts and minds.



Testimony 2

Once, there was a sister who loved to watch television. She had a very comfortable bedroom where she would watch television for hours. On one Sabbath, she wanted to keep watching a soap opera, so she told her daughter to go to church with her grandparents and said that she would join them later in the day.

The daughter returned from church joyful because she enjoyed the lesson taught in her religious education class. She asked her mother, "Why did you spend the day at home and not at church?" Her mother lied and said, "I was busy at home washing the dishes and doing other things." She had actually spent the day in bed watching the soap opera.

On another Sabbath, the sister again failed to attend church in order to watch more television. While she lay in bed watching television, she fell asleep. She dreamed that an angel came and slapped her very hard. The pain from the slap was so great that it woke her. Even when she awoke, the pain persisted and did not fade. It was so unbearable that she called the church brothers and sisters to pray for her. Eventually, she confessed to the pastor that she skipped attending services in order to watch her television shows. The pastor encouraged her to repent for her unfaithfulness in observing the Sabbath and for her lies. After she repented, the pain disappeared.

Testimony 3

There was one brother who wished to focus on his studies. So, he prayed to God and said that he would not be attending services for three years while he focused on his academics. When the Sabbath came, this brother told his family that he had made a special arrangement with God and would not be attending service. That Sabbath, this brother stayed at home while his family went to church.

He got into a comfortable chair, turned on the air conditioning, and began to study. As he was reading, he could feel sharp pains in different parts of his body. He tried to ignore them and continued to study his book.

After the church service had ended, his niece came to visit him. She walked to his room, but stopped at the doorway. She suddenly shouted to him, "Watch out! Be careful! Your rear will hurt!" Immediately after she said this, the brother felt a sharp pain on his rear. "How did you know this?" he asked her.

"I know this because I see an angel dressed in a white robe standing next to you. He is holding a long reed and he's about to whip you again!" she replied.

The brother looked to either side but saw no one. The niece saw that the angel was about to strike her uncle again. The angel then said to the brother, "How dare you twist the word of God! Do you not know that the Bible says if you are neither hot nor cold, God will spit you out of His mouth?" The brother then understood that God was punishing him for not observing the Sabbath and for not seeking after God with all his heart.





Testimony 4

Once, there was a family that only attended the Sabbath morning services. Each Sabbath after morning service ended, the family would quickly leave church to do their own things. A member saw this and knew that this practice was not in accordance with God's commandment on observing the Sabbath. She spoke to the family and encouraged them to spend the entire Sabbath at church and attend the afternoon services. She told them that keeping only half the Sabbath would result in God giving them only half His blessings, and that God wanted to give them all His blessings. The member then showed them the blessing recorded in Isaiah 58:13-14. After reading those verses, the family had faith to spend the entire Sabbath at church. As a result, God blessed the family

immensely. The father accepted the doctrine and received water baptism. The mother attended the afternoon Bible study and was edified by what she learned. Eventually, she became a church council member. The family now serves God fervently.

How Can I Honor the Sabbath?

Hand out the Life Application worksheet to the students. Read the scenarios to the students and have them check their answers in the box. Review the questions with the students and provide the appropriate Biblical teachings.

ACTIVITY

1 A Day of Rest

Objective: To give students a chance to reflect on what they do on the Sabbath.

Instructions: The Sabbath is a day of rest. It's a day when we can spend time with God, our family members, and our church family. In each of the squares below, draw how you would enjoy your day of rest...

Sabbath with God	Sabbath with my family	Sabbath with my church family

How Can I Honor the Sabbath?	Yes	No
1. I will sleep early on Friday night so that I am fresh and awake for the Sabbath.		
2. Friday night services and Saturday morning services are for adults. I only need to attend the afternoon RE class.		
3. I can worship God any day of the week. It does not need to be on a Saturday.		
4. I'm excited that it's Saturday. I can play hide and seek with my friends at church.		
5. It is okay to have my birthday party after the church services and R.E. classes are completed.		
6. I can stay at home because R.E. classes are boring and I don't learn anything.		
7. At church, I talk with my friends about video games and school.		
8. I will focus on my R.E. class and prayer during the Sabbath.		
9. I will greet the brothers and sisters at church.		
10. I have piano lessons on Saturday mornings, so I will skip the morning services and only attend the R.E. classes in the afternoon.		
11. I will listen attentively to the word of God with my heart.		
12. I can make the classroom neat by placing all the Bibles and hymn books on the shelves. This is how I can show God that I love Him.		
13. It's okay to bring my toys and electronics to church on the Sabbath.		
14. I can watch television and play with my games once the services are over.		
15. My parents say that learning Chinese is very important. It's fine for me to miss my R.E. classes to attend Chinese school.		
16. Since I do not understand the adult sermons, I can do my school homework during the services.		
17. The Sabbath is a day of rest, which means that I can stay at home and rest.		
18. The reason I come to church is so that I can see and play with my friends.		
19. Coming to Sabbath services is important because I can be close to God and learn His words.		



E1 Year 3 Book 4 Lesson 12—The Sabbath Day of Rest

Homework Assignment

Name: _____ Parent signature: _____ Date: _____

Bible Truths: 1. God rested on, blessed, and sanctified the seventh day.
 2. The Sabbath day is from Friday sundown to Saturday sundown.

Lesson Objectives: 1. To emphasize that keeping the Sabbath is a commandment.
 2. To understand that the Sabbath is a holy and sacred day that is to be set apart for the Lord.
 3. To learn that observing the Sabbath with faith will lead to earthly and heavenly blessings.

Bible Reading: Please put a checkmark in the space when you complete the reading each day.

Prayer: Please put a checkmark in the space on the days you prayed to God.

	Sun	Mon	Tue	Wed	Thu	Fri	Sat
Bible Reading							
Prayer							

Memory Verse

Please write down this week's memory verse.

(Genesis 2:3)

What I Learned from the Bible This Week

1. _____
2. _____
3. _____

Homework Assignment

Understanding What You Have Learned

True or False

1. Since the Sabbath is a day of rest, we can stay at home to watch television and play video games. _____
2. To remember the Sabbath and keep it holy is the fifth commandment. _____
3. After God finished creating the world and everything in it, God created the Sabbath day. _____
4. God rested on, sanctified, and blessed the seventh day. _____

Multiple Choice

5. _____ : Sabbath is _____.
 - a. On Sunday
 - b. On Saturday only
 - c. From Friday sunset to Saturday sunset
6. _____ : How do we keep the Sabbath day?
 - a. We rest and play at home.
 - b. We worship and praise God in church.
 - c. We worship and praise God at home.
7. _____ : What kind of blessings will we receive for keeping the Sabbath?
 - a. We draw closer to God by learning His words and praying.
 - b. In the future, we will be able to enter heaven.
 - c. All of the above.
8. _____ : One of the reasons why the Jews were captured and taken to a foreign land was because _____.
 - a. They did not keep the Sabbath.
 - b. They did not obey their parents.
 - c. They stole from others.

Short Answer

9. What will you do on the Sabbath to please and honor God?

10. Write out the memory verse. Circle the three important things that God did on that day.

LESSON 13

REVIEW



This lesson is meant for review purposes. There are many ways to conduct a review. Here are some ideas for you.

1. It can be in a standard test format. Elementary 1 students should be able to answer the following types of questions without much difficulty: true or false, fill in the blank, and short answer. Depending on your class's needs, feel free to create your own test by selecting questions found in the **Check for Understanding** section of each lesson. Alternatively, you can look through some of the **homework assignments** for ideas. Be sure to think about **life application questions** in addition to the knowledge-based ones. Never forget to ask the students to remember the **memory verses** that they have learned.
2. The review can be done as a game. Playing games is a fun way to share information. It can be a simple game like Jeopardy or a race to the finish line (moving spaces as students take turns to say the correct answer). Students can also create their own questions and quiz each other. The possibilities are endless!
3. You can think of this class as a brand new lesson. You can select certain characters to study and compare, or themes to look at to review the whole quarter. Look at the memory verses and see how they can be a springboard into a review. These require a little bit of work on your part, but it can be a rewarding way to tie up the past twelve weeks.

Finally, remember to soak in the words of God. After reviewing God's wonderful teachings, have a small snack fellowship. Sing hymns, or go outside and enjoy His creations. You can do a play that sums up the learning that has taken place. And don't forget that you work with a wonderful group of teachers. Brainstorm with your fellow RE workers for fantastic ideas to end your quarter. May God remember all your labor for Him.

For those teachers who have great ideas as to how to review all twelve lessons, we welcome you to email [USGA](#) with all the details. We can upload your ideas to the RE link and let other teachers share your creativity.

REVIEW ANSWER KEY

True or False?

- | | | | | |
|----------|----------|----------|----------|----------|
| 1. False | 2. True | 3. False | 4. True | 5. False |
| 6. False | 7. False | 8. True | 9. False | 10. True |

Multiple Choice

1. A
2. C
3. B
4. B
5. C
6. C
7. C
8. A
9. A
10. A

Complete the Memory Verses!

1. afraid, God's
2. gladness, singing
3. pride, humble
4. Spirit, worship
5. doers, hearers
6. words
7. Christ, strengthens
8. baptized, sins
9. word
10. wash, Me
11. Holy Spirit
12. blessed, rested

Short Answer

1. He made it so that the enemies fought and killed one another.
2. We can offer tithe to church; help clean the classroom after RE class; help pick up trash around church, etc .
He was going to sin against God, because only priests were allowed to burn incense to God.
3. We can remember that God does not like it when we are proud. We can be thank God for all of our success, because He allows it to happen. We can remind ourselves that everything good comes from God.
4. They represent Jesus' body and blood. We can have eternal life and a part with Him when we eat them.
5. Answers may vary. Possible answers: We can try to stay away from worldly things that can cause us to sin. We can read the Bible and pray daily to stay close to God.
6. • Close eyes and concentrate. • Say, "In the name of the Lord Jesus Christ, I pray."
• Repeat, "Hallelujah! Lord Jesus, please give me the Holy Spirit." • End with "Amen."
7. Answers may vary. Possible answers: We can come to church with a reverent attitude, ready to learn about and worship God. We can also help out around church by picking up trash, cleaning the tables, or greeting others. We can concentrate on praising God and not bring outside toys to church or speak about worldly things at church.
8. Answers may vary. Possible answers: We can humble ourselves by being a servant to others and not expecting everyone to serve us. We can help out others whenever we can.

True or False?

Write **True** or **False** beside each sentence.

1. _____ : King Jehoshaphat was a good ruler in the kingdom of Judah.
2. _____ : As a result of King Uzziah's pride, he had to live the rest of his life as a leper.
3. _____ : King Hezekiah was a good king who ordered the temple to be cleansed.
4. _____ : After the Book of the Law was found, King Josiah and the people made a promise to obey God.
5. _____ : Ezra thought it was okay that the Israelites had married pagan wives.
6. _____ : In the story of Nehemiah, it took two years to repair Jerusalem's wall and gates.
7. _____ : As long as I love God, I do not need to get baptized.
8. _____ : After our feet have been washed, we need to lead a holy life and not get our feet dirty again.
9. _____ : Before partaking of Holy Communion, we do not need to examine ourselves for sin.
10. _____ : God rested on, sanctified, and blessed the seventh day.

Multiple Choice

1. ____ : When God defeated King Jehoshaphat's enemies, which three places did the enemies come from?
 - a. Ammon, Moab, and Mount Seir
 - b. Ammon, Moab, and Mount Carmel
 - c. Ammon, Moab, and Mount Horeb

2. ____ : King Uzziah became a leper because _____.
 - a. He was sick when he became king.
 - b. He got the disease from other lepers.
 - c. He was proud and sinned against God.

3. ____ : When King Hezekiah's messengers read the letters to the people, _____.
 - a. They all laughed at the messengers.
 - b. Some of them laughed at the messengers but others went to Jerusalem to celebrate the Passover.
 - c. Everyone held the Passover at home.

4. ____ : What did Ezra do when he heard that the people living in Jerusalem had married pagan wives?
- He became angry and began to beat them.
 - He tore his clothes and pulled out hair from his head and beard. Then he prayed and repented to God.
 - He decided to go back to Persia.
5. ____ : When the enemies laughed and threatened to attack the city, ____.
- Nehemiah and the Israelites were so scared that they decided to quit working.
 - Nehemiah and the Israelites argued and fought with the enemies.
 - Nehemiah and the Israelites armed themselves and continued working.
6. ____ : Which of these is part of the correct water baptism?
- Clapping your hands
 - Baptizing in a pool or tub
 - Baptizing in the name of the Lord Jesus
7. ____ : Footwashing is very important, because ____.
- It gets rid of all the dirt and gives us nice, clean feet.
 - It washes away our sins.
 - It allows us to have a part with the Lord.
8. ____ : One of the purposes of Holy Communion is to remember ____.
- How the Lord Jesus suffered and died for us on the cross
 - The Lord's birthday
 - How the Lord was baptized
9. ____ : Jesus said that to enter the heavenly kingdom, we must ____.
- Repent, be baptized, receive the Holy Spirit
 - Only be baptized
 - Only receive the Holy Spirit
10. ____ : One of the reasons why the Jews were captured and taken to a foreign land was because ____.
- They did not keep the Sabbath.
 - They did not obey their parents.
 - They stole from others.

Complete the Memory Verses!

Fill in the blanks using words from the word bank. Each word should only be used once.

worship	Me	gladness	hearers	singing	God's	humble
strengthens	Spirit	baptized	pride	wash	doers	afraid
word	Christ	blessed	sins	Holy Spirit	rested	words

1. "Do not be _____ nor dismayed for the battle is not yours, but _____." (2 Chronicles 20:15)
2. "Serve the Lord with _____; come before His presence with _____." (Psalm 100:2)
3. "A man's _____ will bring him low, but the _____ in spirit will retain honor." (Proverbs 29:23)
4. "God is _____, and those who worship Him must _____ in spirit and truth." (John 4:24)
5. "Be _____ of the word, and not _____ only." (James 1:22a)
6. "How sweet are Your _____ to my taste, sweeter than honey to my mouth!" (Psalm 119:103)
7. "I can do all things through _____ who _____ me." (Philippians 4:13)
8. "And now why are you waiting? Arise and be _____, and wash away your _____." (Acts 22:16a)
9. "For the _____ of God is living and powerful, and sharper than any two-edged sword." (Hebrews 6:12a)
10. "If I do not _____ you, you have no part with _____." (John 13:8b)
11. "He saved us, through the washing of regeneration and renewing of the _____." (Titus 3:5)
12. "Then God _____ the seventh day and sanctified it, because in it He _____ from all His work which God had created and made." (Genesis 2:3)

Short Answer

1. When Judah's enemies came to attack King Jehospahat, how did God win the battle against them?

2. King Joash led the people in offering money to help repair the church. What are some ways that we can help repair the church today?

3. King Uzziah's pride ultimately caused him to become a leper. What can we do to humble ourselves when we feel like we are proud?

4. During Holy Communion, what do the unleavened bread and grape juice represent? What does it mean for us when we eat these things?

5. After baptism, how will you keep your robe pure and white?

6. Write out the steps to praying for the Holy Spirit.

7. What will you do on the Sabbath to please and honor God?

8. When Jesus washed His disciples' feet, He was teaching them about humility and forgiveness. Today, how can we wash each others' feet?
