

LESSON 3

THE ESCAPE TO EGYPT AND JESUS' CHILDHOOD



OBJECTIVES

1. To understand God's wonderful protection and plan for Baby Jesus in the escape to Egypt.
2. To know that Jesus grew in wisdom and stature, and in favor with God and men.
3. Like Jesus, we can grow spiritually and have the favor of men through three steps:
 - a. Read the word of God daily
 - b. Ask God for wisdom
 - c. Be obedient

MEMORY VERSE

"Jesus increased in wisdom and stature, and in favor with God and men."

(Luke 2:52)

PRAYER

1. Thank God for guiding and protecting us during the week so that we can come to worship Him in Spirit and in truth.
2. Praise God for sending His son, Jesus Christ, to give us eternal life. He is the one who gives us wisdom.
3. Ask God to help us to grow in wisdom and stature, and in favor with God and men.



Overview

1. **The escape to Egypt (Mt 2:13-23)**
2. **The childhood of Jesus (Lk 2:40-52)**—Jesus was found in the temple
3. **Jesus grew and became strong in spirit, filled with wisdom and the grace of God was upon Him.**
4. **Linking to the Ten Basic Beliefs**—Jesus is the one true God.
5. **Life Application**—Jesus grew in wisdom and stature, and in favor with God and men.
6. **Activity**—Look Inside My Heart, Lord



Background Knowledge for Teachers

Passover was one of the most important festivals. According to the law, every male was to go to Jerusalem three times a year (Dt 16:16). Passover commemorated how God protected and passed over the Israelites' homes (Ex 12:21-26) while killing the Egyptians' first born.

According to Jewish custom, boys entered adulthood at age thirteen. This was when they began fully participating in the community's religious life. At twelve years of age, Jesus was almost considered an adult. Therefore, Jesus was able to listen to the religious leaders and ask them probing questions. The leaders marveled at Jesus' understanding and His answers (Lk 2:47).

When Mary and Joseph couldn't find Jesus, they assumed that Jesus was with relatives, as it was common practice for families to travel together in caravans. After three days of searching, they found Jesus in the temple.



Reaching Out to Your Students

Your students may have difficulty relating to Jesus' childhood. He grew up working with His father, a carpenter. For leisure, He may have played some games, but they certainly weren't the same ones children play today. The school that Jesus attended was also vastly different. However, even though your students may not relate specifically to Jesus' childhood, there are still many things that they can learn from it.

While the Bible doesn't record much about Jesus' childhood, it is possible to draw a lot of information from what is available. Help your students understand that Jesus found favor in the eyes of God because of His daily actions and attitude. Whenever He had the opportunity, Jesus studied the Scriptures. This allowed Jesus to draw nearer to God, and as a result, He grew in wisdom. Encourage your students to read the Bible daily to help them draw near to God.


Jesus was probably very helpful to Joseph and his work. While your students may not be able to help with their parents' work, they can certainly help in and around the house with chores. Lastly, Jesus was always obedient to His parents. Your students can follow Jesus' example and obey their parents. Help them understand that their parents always want what is best for them. By reading the Bible, helping His parents, and being obedient, Jesus grew in wisdom. Your students can grow just as Jesus grew if they do the same.



Opener

5 Minutes

Students, do you remember the wise men? When the wise men saw Baby Jesus, they were overjoyed! They were sure that this was the King they had to greet, as the star had led them to Him. They knelt down and worshipped Jesus, presenting Him with the gifts they had brought. Do you know what they were? (That's right! They were gold, frankincense, and myrrh.) Later, as they were preparing to leave, an angel appeared to them in a dream and told them not to return to Herod. They quickly took a different route and left. Students, aren't you glad they did that? Ask the students if they have ever experienced God's protection in their lives. Compare their experiences with the way Jesus was protected as a child. Remind the students that they are guarded by God because they are precious to Him. God keeps them safe so they may glorify and serve Him.



Vocabulary

defenseless: unable to fight back

captivity: the state or period of being held, imprisoned, or confined

prophecy: the foretelling or prediction of what is to come

lamentation: the act of expressing grief

caravan: travelers who journey together for safety when passing through deserts, hostile territory, etc.

Passover: a Jewish festival that commemorates the exodus of the Jews from Egypt

frantic: desperate or wild with fear, pain, passion, etc.



Bible Discovery & Spiritual Teaching

30-35 Minutes

FOR TEACHERS

Print out the Bible Discovery Worksheet before class. Distribute the worksheet to the students now. The students will be filling in the blanks throughout the lesson. The answers to the worksheet have been underlined in this section.

The Escape to Egypt

Right after the wise men departed, God sent an angel to Joseph in a dream. The message from the angel was urgent. Now, let's read Matthew 2:13. Please refer to the worksheet and fill in the blanks to see what the angel said. "Arise, take the young Child and His mother, flee to Egypt, and stay there until I bring you word; for Herod will seek the young Child to destroy Him."

When Joseph woke up, it was still nighttime. Waking Mary, he told her what the angel had said. Mary picked up her young Child. They probably packed what few belongings they had and loaded them onto their donkey. They left the house as quietly as possible and began the long journey down to Egypt.

Herod Is Furious

King Herod was not going to give up easily. When he realized that the wise men were not returning, he was furious. He worked out how long ago the bright, new star had appeared, so that he would know how old the Child might be. Guess what he did? He ordered his soldiers to kill all baby boys aged two and under. It did not matter who they were; none were allowed to escape. Let's read Matthew 2:18 to see what happened when the soldiers went out. The Bible describes: "A voice was heard in Ramah, lamentation, weeping, and great mourning, Rachel weeping for her children, refusing to be comforted, because they are no more."

Meanwhile, faraway Egypt became the temporary home for Joseph and Mary's little family. Jesus' earliest years were spent in Egypt.

Then came news of King Herod's death. Once more, an angel spoke to Joseph in a dream. "Arise, take the young Child and His mother, and go to the land of Israel, for those who sought the young Child's life are dead" (Mt 2:20). Joseph and Mary were glad to be able to return to their own country. On the way back, they faced the problem of where to settle. King Herod's son Archelaus had succeeded him as king. He was just as jealous and vicious as his father. Another dream confirmed their wish to return to Nazareth, which was prophesied by the prophets. Now let's read Matthew 2:23 and write down what the prophecy said. "He shall be called a Nazarene."

Jesus in the Temple

Jesus' family settled down in Nazareth. They did not have to fear any more. Joseph worked at his trade as a carpenter.

Every year, the family traveled to Jerusalem for the Feast of the Passover. This was the most important religious feast of the year, when Israelites looked back to the time God freed them from captivity under the Egyptians. Jesus always went with them on this visit, but when he was twelve, the trip to Jerusalem was especially special for him. Thirteen was the age when boys became adults and could take full part in the religious life of the community. Let's find out what happened during this trip.

Early one morning, the family set off for Jerusalem. After a long journey, they finally reached Jerusalem safely. After the Passover, they started on their way back home. The caravan had been traveling back toward Nazareth for a whole day when Mary and Joseph began to wonder where Jesus was. They probably went around the camp asking everyone and searching everywhere. When the caravan stopped for the night, Jesus was nowhere to be found. His parents thought that He had been with one of His friends or with another family in the caravan.

Eventually, Mary and Joseph realized that He was not with them and by this time, they were frantic with worry. They probably spent a sleepless night in the camp. The next morning, they went back to Jerusalem. Keep in mind that it was night again when they finally reached it. Once more, they had to wait until morning before doing the search. Jesus had to be somewhere in Jerusalem.

The next day, they went everywhere and asked everyone if they had seen Him. Nobody had. The Bible said that after three days, they made their way toward the temple. They could see the temple teachers sitting together, deep in discussion. They looked and guess what? They found Jesus listening attentively to every word. He would ask questions and the teachers would look at each other in amazement. They could see that this Child was highly knowledgeable and that He had a deep understanding for one so young.

When they reunited, Mary asked Jesus a question. "Son, why have You done this to us? Look, Your father and I have sought You anxiously" (Lk 2:48).

Let's look at Luke 2:49 and write down Jesus' reply on the worksheet. "He said to them, 'Why did you seek Me? Did you not know that I must be about My Father's business?'"

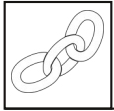
Mary must have been taken aback at this. She could see that Jesus was serious when He said that and at the same time, she tried to understand what He meant. The Bible said that Mary kept His words in her heart. She realized that her Son had much greater work to do than

to be the son of a carpenter.

Jesus Grows Older and Wiser

Jesus grew up to be a normal healthy boy who most likely helped His father often. The Bible said that everyone who met Him liked Him and was impressed by the kind of life He lived. And Jesus' heavenly Father, God, knew His every thought and action. As time went on, Jesus not only grew physically, but He also became strong in spirit and filled

with wisdom, and the grace of God was upon Him (Lk 2:40). Let's read Luke 2:52 and write down the key words on the worksheet. In what ways did Jesus grow? "And Jesus increased in wisdom and stature, and in favor with God and men." He stayed with His family and worked hard until He was thirty years old. By then, He was ready to go on His great mission! Luke 2:52 is also the memory verse for this lesson.



Linking to the Ten Basic Beliefs

2-5 Minutes

Jesus is the one true God.

God indeed had a plan for Jesus and His family. God protected Baby Jesus in the escape to Egypt. He allowed Jesus to grow in wisdom and stature, gaining the favor of God and men. As we study this lesson, let's remember that we are learning about the one true God—Jesus Christ, our Lord Savior.



Check for Understanding

5 Minutes

- 1. Why did God send an angel to Joseph in a dream to tell him to go down to Egypt?** King Herod wanted to kill Baby Jesus and was looking for Him.
- 2. When Joseph and his family returned to their country, why did they settle down in Nazareth?** King Herod's son Archelaus had succeeded him as king. He was just as jealous and vicious as his father. In order to protect Jesus, they stayed at Nazareth. This fulfilled the prophecy that stated, "He shall be called a Nazarene."
- 3. Why was the Passover an important festival?** It was important because this was a time when the Israelites commemorated God's deliverance from Egypt. God had protected them by asking them to put lamb's blood on their doorposts so that when the angels of God passed by their doors, they would not kill their firstborns as they did to the Egyptians.
- 4. Fill In the Blanks: When Jesus was _____ (twelve) years old, He stayed behind in the courts of the Jerusalem temple to _____ (listen to the teachers and ask them questions).**
- 5. How many days did it take Jesus' parents to find Him?** It took them three days.
- 6. When they found Jesus in the temple, what did they notice?** They noticed that Jesus was listening attentively to every word the teachers were saying. He would ask questions and the teachers would look at each other in amazement. They could see that this Child was very knowledgeable and that He had a deep understanding at such a young age.
- 7. Even when Jesus told His mother that He must be in His Father's house to learn about and listen to God, He was still obedient to His parents. How do we know that Jesus was very obedient?** He went home with them right away without arguing or telling them that He must stay in the temple.
- 8. Fill In the Blanks: "And Jesus increased in _____ (wisdom) and stature, and in favor with _____ (God) and men."**

HOMEWORK ANSWER KEY

1. wisdom, God, given
2. temple, Holy Spirit, own, price, glorify, God, body, spirit, God's
3. love, excellent, fruits, righteousness
4. selfish ambition, himself, own, others



Life Application

10 Minutes

1. How Can I Grow as Jesus Grew?

"And Jesus increased in wisdom and stature, and in favor with God and men." (Lk 2:52)

[Hand out Life Application Worksheet #1 and follow with the introduction below.]

Although there are only a few passages that give us a glimpse into Jesus' childhood, they actually tell us a lot if we study them carefully. Jesus grew in many ways!

From passages describing Mary's and Joseph's faithful and obedient characteristics, we can assume that they guided Jesus well in the path of the Lord. By looking at Jewish tradition and the time when Jesus lived, we know that Jesus probably attended religious classes at a synagogue as a young boy. We can see that Jesus was an active learner from the event at the temple. He not only sat and listened, but also asked questions and gave answers. Furthermore, Jesus was obedient when His parents asked Him to go home. These were some of the ways Jesus grew! [Ask students to rate their growth on the worksheet.]

2. The Secrets to Growing as Jesus Did!

[Hand out Life Application Worksheet #2 and go over the worksheet section by section.]

Secret #1: Read the word of God daily

"Therefore you shall lay up these words of mine in your heart and in your soul, and bind them as a sign on your hand, and they shall be as frontlets between your eyes. You shall teach them to your children, speaking of them when you sit in your house, when you walk by the way, when you lie down, and when you rise up. And you shall write them on the doorposts of your house and on your gates." (Dt 11:18-20)

Deuteronomy 11:18-20 illustrates how God's people were instructed to remember God's commands.

During biblical times, men wore blue-striped shawls with knotted tassels to remind them of God's commands. They also wore phylacteries, or little black leather boxes containing verses from the Torah (the first five books of the Bible). These boxes were attached to leather straps to hold them in place. One phylactery was worn on the head with the box at the forehead and another phylactery on the left arm with the box near the heart. These were signs that the words of God controlled the wearer's thoughts and feelings.

Today, we learn God's word by going to church, attending religious education classes, and, of course, by reading the Bible. Compared to the people back then and to many people in the world today, we are very fortunate to have God's word in the Bible. Our families have Bibles at home and many of us have our own personal Bibles. Some of us even have more than one personal Bible in different colors and sizes! We are able to read our Bible by ourselves or share it with others whenever and wherever we want. We can tuck our Bibles into our school bags or simply carry them in the crook of our arm.

Have you ever seen ancient scrolls like the ones on which the Scriptures were written? Or the Gutenberg Bible? They are large and heavy. If you wanted to find a certain passage from the scrolls, you would first need to find the correct scroll and unroll it until you found the passage. Instead of having to carry around many separate scrolls, we have all the word of God neatly gathered into one Bible. In addition to this, each of our Bibles contains a table of contents, which shows us the order of the books. There are also maps that show where certain events took place. We are indeed blessed to be able to carry around the word of God wherever we go!

[Ask students to answer the following questions under Secret #1 on the worksheet.]

1. Where do you put your Bible when you're not using it?
2. Where do you think God would like you to put it?
3. What are the advantages of storing God's word in our hearts?

Secret #2: Ask God for wisdom through prayer

What is wisdom? Wisdom is practical discernment. If you have wisdom, it means that you have the ability to make wise decisions in difficult circumstances. Wisdom is different from knowledge. Having knowledge doesn't mean you have wisdom. Wisdom, according to the teachings in the Bible, is given by God. If you need wisdom, all you have to do is pray to God and God will supply you with what you need.

[Continue with Secret #2 on the worksheet.] Read James 1:5: "If any of you lacks wisdom, let him ask of God, who gives to all liberally and without reproach, and it will be given to him." Name one or two things that you need God's help with in the box below. Then, write a short prayer to God asking Him to grant you the wisdom to do these things.

Secret #3: Be obedient

[Go over Secret #3 on the worksheet with the students, guiding them to find the answers.]

FOR TEACHERS**Secret #3 Answer Ke**

1. Church workers: "Obey those who rule over you, and be submissive, for they watch out for your souls." (Heb 13:17a)
2. God's Voice: "This is what I commanded them, saying, 'Obey My voice, and I will be your God, and you shall be My people.'" (Jer 7:23a)
3. Parents: "Children, obey your parents in the Lord, for this right." (Eph 6:1)
4. The book of the law: "Only be strong and very courageous, that you may observe to do according to all the law which Moses My servant commanded you; do not turn from it to the right hand or to the left, that you may prosper wherever you go. This Book of the Law shall not depart from your mouth, but you shall meditate in it day and night, that you may observe to do according to all that is written in it. For then you will make your way prosperous, and then you will have good success." (Josh 1:7-8)

**Activity****Look Inside My Heart, Lord***10-15 Minutes*

Objective: To remind students that God looks at their hearts and not their outward appearances.

Materials

- White construction paper
- X-Acto knife
- Scissors
- Glue
- Colored pencils or markers
- Pencils or pens

Instructions

1. On one sheet of construction paper, draw yourself from head to toe, holding a sign.
2. Copy the following verse onto the sign, and then color the picture.

"For man looks at the outward appearance, but the Lord looks at the heart." (1 Sam 16:7b)

3. Place the picture on top of another sheet of construction paper and cut your picture out, cutting both sheets at the same time. Separate the two sheets.
4. [Teacher should assist with this step.] Using an X-Acto knife, cut the sign into "swinging doors." To do this, make a vertical cut in the center of the sign. Then cut lengthwise along the top and bottom of the sign. The result should be two "doors" that can "swing" open when you fold them back.
5. Apply glue to the outer edge of one sheet and glue both sheets together, making sure that the picture is on top. Then, fold the "swinging doors" back and draw a pink heart inside.
6. In the heart, write down the things that God would want to see if He looked into your heart. These can be single words, phrases, or verses.
7. Decorate the heart to complete the picture.
8. When you finish, you can choose to hole punch it and hang it up in your room, or use it as a giant bookmark!

The Escape to Egypt and Jesus' Childhood

The Escape to Egypt

What did the angel say to Joseph in the dream?

Matthew 2:13

"Arise, take the young Child and His mother, flee to _____, and stay there until I bring you word; for _____ will seek the young Child to _____ Him."

Matthew 2:23

Joseph, Mary, and Jesus returned to Nazareth, as foretold by the prophets when they said that "He shall be called a _____."



Jesus Stays in the Temple After the Passover Feast

What did Jesus say to His mother when she told Him that they had been looking for Him?

Luke 2:49

"He said to them, 'Why did you seek _____? Did you not know that I must be about My _____ business?'"

Jesus Grows Up

In what ways did Jesus grow?

Luke 2:52

"And Jesus increased in _____ and _____, and in _____ and _____."



GROWTH↑

How Can I Grow as Jesus Grew?

“And Jesus increased in wisdom and stature, and in favor with God and men.” (Lk 2:52)

Although there are only a few passages that give us a glimpse into Jesus’ childhood, they actually tell us a lot if we study them carefully. Jesus grew in many ways!

Are we also growing in wisdom, stature, favor with God, and favor with men? Look at the questions and rate your own growth by checking off the box to the right that best matches your answer.


Jesus grew in wisdom (Understanding God’s word and God’s will)	Never	Seldom	Occasionally	Frequently	Always
1. Do I feel like I am growing in wisdom?	<input type="checkbox"/>	<input type="checkbox"/>	<input type="checkbox"/>	<input type="checkbox"/>	<input type="checkbox"/>
2. Do I read the Bible daily?	<input type="checkbox"/>	<input type="checkbox"/>	<input type="checkbox"/>	<input type="checkbox"/>	<input type="checkbox"/>
3. Do I pray daily?	<input type="checkbox"/>	<input type="checkbox"/>	<input type="checkbox"/>	<input type="checkbox"/>	<input type="checkbox"/>

Jesus grew in stature (Growing physically and staying healthy)	Never	Seldom	Occasionally	Frequently	Always
1. Do I eat healthy food?	<input type="checkbox"/>	<input type="checkbox"/>	<input type="checkbox"/>	<input type="checkbox"/>	<input type="checkbox"/>
2. Do I exercise regularly?	<input type="checkbox"/>	<input type="checkbox"/>	<input type="checkbox"/>	<input type="checkbox"/>	<input type="checkbox"/>
3. Do I get enough sleep?	<input type="checkbox"/>	<input type="checkbox"/>	<input type="checkbox"/>	<input type="checkbox"/>	<input type="checkbox"/>

Jesus grew in favor with God (Loving God and serving Him)	Never	Seldom	Occasionally	Frequently	Always
1. Do I obey God’s words by living them out in my life?	<input type="checkbox"/>	<input type="checkbox"/>	<input type="checkbox"/>	<input type="checkbox"/>	<input type="checkbox"/>
2. Do I love God by being obedient just as Jesus was?	<input type="checkbox"/>	<input type="checkbox"/>	<input type="checkbox"/>	<input type="checkbox"/>	<input type="checkbox"/>
3. Do I serve God in church?	<input type="checkbox"/>	<input type="checkbox"/>	<input type="checkbox"/>	<input type="checkbox"/>	<input type="checkbox"/>

Jesus grew in favor with men (Loving and helping others)	Never	Seldom	Occasionally	Frequently	Always
1. Do I love the people around me?	<input type="checkbox"/>	<input type="checkbox"/>	<input type="checkbox"/>	<input type="checkbox"/>	<input type="checkbox"/>
2. Do I help others, especially those who are sick or not well?	<input type="checkbox"/>	<input type="checkbox"/>	<input type="checkbox"/>	<input type="checkbox"/>	<input type="checkbox"/>
3. Do I pray for people?	<input type="checkbox"/>	<input type="checkbox"/>	<input type="checkbox"/>	<input type="checkbox"/>	<input type="checkbox"/>

GROWTH ↑



The Secrets to Growing as Jesus Did!

Secret #1: Read the word of God daily

"Therefore you shall lay up these words of mine in your heart and in your soul, and bind them as a sign on your hand, and they shall be as frontlets between your eyes. You shall teach them to your children, speaking of them when you sit in your house, when you walk by the way, when you lie down, and when you rise up. And you shall write them on the doorposts of your house and on your gates." (Deut 11:18-20)

Answer the following questions.

- 1. Where do you put your Bible when you're not using it?

- 2. Where do you think God would like you to put it?


- 3. What are the advantages of storing God's word in our hearts?



Secret #2: Ask God for wisdom through prayer

Read James 1:5. *"If any of you lacks wisdom, let him ask of God, who gives to all liberally and without reproach, and it will be given to him."* Name one or two things that you need God's help with in the box below. Then, write a short prayer to God asking Him to grant you the wisdom.

Areas I need God's help with:

A simple line drawing of a young child kneeling on the floor in a prayerful posture, with hands clasped. In the background, there is a bed with a headboard and pillows.

My prayer:

Dear God,

Secret #3: Be obedient

Instructions: Starting at the bottom, follow the obedience trail below. Read each passage as you come to it. Fill in the blanks that tell you whom or what you are to obey. Several letters have been given to help you.

4) JOSHUA 1:7-8
 B ___ k o f
 ___ h ___ w

3) EPHESIANS 6:1
 ___ r ___ s

2) JEREMIAH 7:23a
 ___ o ___ ' ___ v ___ i ___

1) HEBREWS 13:17a
 c ___ ___ c h w ___ r k ___ s

E2 Year 1 Book 1 Lesson 3—The Escape to Egypt and Jesus' Childhood

Homework Assignment

Name: _____ Parent signature: _____ Date: _____

Weekly Bible Reading: _____

Bible Reading: Check each box when you complete that day's reading.

Prayer: Check each box after you pray to God that day.

	Sun	Mon	Tue	Wed	Thu	Fri	Sat
Read							
Pray							

What I Learned from the Bible This Week

1. _____

2. _____

Memory Verse

Please write down this week's memory verse. **(Luke 2:52)**

Read the Bible verses and fill in the blanks for these four categories.

1. Wisdom (James 1:5)

"If any of you lacks _____, let him ask of _____, who gives to all liberally and without reproach, and it will be _____ to him."

2. Stature (1 Cor 6:19-20)

"Or do you not know that your body is the _____ of the _____ who is in you, whom you have from God, and you are not your _____? For you were bought at a _____; therefore, _____ in your _____ and in your _____, which are _____.

3. Favor with God (Phil 1:9-11)

"And this I pray, that your _____ may abound still more and more in knowledge and all discernment, that you may approve the things that are _____, that you may be sincere and without offense till the day of Christ, being filled with the _____ of _____ which are by Jesus Christ, to the glory and praise of God."

4. Favor with men (Phil 2:3-4)

"Let nothing be done through _____ or conceit, but in lowliness of mind let each esteem others better than _____. Let each of you look out not only for his _____ interests, but also for the interests of _____.