

# LESSON 8

## JESUS IS LORD OVER DEATH



### OBJECTIVES

1. To understand that Jesus has power over life and death.
2. To understand that Jesus has prepared eternal life for us because He loves us.
3. To understand that God is in control of everything, and that as long as we trust in Him, we have nothing to fear.

### MEMORY VERSE

“Jesus said to her, ‘I am the resurrection and the life. He who believes in Me, though he may die, he shall live.’”

(John 11:25)

### PRAYER

1. Thank You, Lord, for gathering us here so that we can worship You and learn more about Your words.
2. Lord, we thank You for giving us salvation by Your grace and love.
3. Lord, we know that You have power over everything, so help us learn to trust in You wholeheartedly.
4. May You help us focus on this lesson and apply its teachings to our lives.



### Overview

#### 1. Jesus has power over life and death.

- Jairus' daughter (Mk 5:21-24, 35-43)
- The widow's son (Lk 7:11-17)
- Lazarus (Jn 11:1-45)

#### 2. Linking to the Ten Basic Beliefs—Jesus is the one true God

#### 3. Life Application—Only Believe: Firmly believe in God while on your journey of faith.

#### 4. Activity—Memory Verse Bookmark



### Background Knowledge for Teachers

#### Mourning

When a person dies, there is often a customary period of mourning in many different cultures that consists of wailing and lamenting. The wailing is an announcement to the community that a death has taken place. This is also true of cultures in biblical times (e.g., during the first Passover, so many Egyptians died that the wailing could be heard throughout the entire country). The family of the deceased would gather for lamentation, which is a great show of weeping and sorrow. Micah likened it to the howling of a jackal and the moaning of an ostrich (Mic 1:8). Other mourning practices included wearing coarse sackcloth, beating one's breast, and tearing one's clothes. Mourning is so important in some cultures that there are even professional mourners who can be hired for a price to add to the noise!

#### Synagogue Ruler

A synagogue ruler is a respected Jewish leader whose duties involve overseeing the administrative arrangements of worship services in the synagogue. He is also responsible for the order and sanctity of the service.



## Reaching Out to Your Students

A running theme in this lesson is reaching out to God in times of need and putting faith in our requests to Him. When we ask God for help, we cannot stop hoping when the situation doesn't seem to improve. God can change what seems unchangeable, bringing about new purpose and hope. Both Jairus and the sick woman came to Jesus with faith and trust. As a result, their requests were answered.

It is important for your students to understand that while Jesus is the greatest healer and helper, His help does not always look the same. Jesus does things in many wonderful and unexpected ways, such as placing mud on someone's eyes to restore their sight or healing the sick with just a word; not everyone will be healed or answered in the same way. It may be that Jesus is our last hope during a difficult trial, or it could be that we just need a little comfort from Him. He will answer us according to our needs and our faith.

What is most important, though, is that your students understand that if they believe and have faith, their prayers will be answered.




## Opener

*5 Minutes*

Write the following list of words on the board before class. Ask the students to describe what these things or people do.

- Airbag (protects us in car accidents)
- Knee pads (protect us when we fall)
- Helmet (protects our heads)
- Seatbelt (protects us in car accidents)
- Medicine (makes us feel better)
- Doctors (make sick people better)
- Bank (keeps our money safe)

Ask the students if they would put 100% of their trust in these things. Ask them why or why not. Then ask them, "If these things cannot always be fully trusted, in what can we place 100% of our trust?" If they do not immediately answer "Jesus!", then try to guide them towards this answer, helping them to understand that He is someone in whom you can fully place your trust.



## Vocabulary

**doubt:** to question; not to completely believe



## Bible Discovery & Spiritual Teaching

30-35 Minutes

### FOR TEACHERS

Hand out the Bible Discovery worksheet to the students now. The students will be filling it out at certain points in the lesson. Keep a copy of the Teacher Version to reference.

In this lesson, we will learn about Jesus performing a special kind of miracle. From three incidents recorded in the Bible, we will learn how He raised people from the dead and gave them life again. Of all the miracles that Jesus performed, raising people from the dead was probably the most amazing. It shows us that Jesus has power and authority over death, because He is God Himself.

So if Jesus has the power to raise people from the dead, does He have the power to give us eternal life? Absolutely! All we have to do is believe in Him. Jesus is the resurrection and the life, and He has the power to give life or take it away. He shows this very clearly to us in three incidents in the Bible.

### Jairus' Daughter (Mark 5:21-24, 35-43)

The first incident we're going to learn about is recorded in Mark 5:21-24, 35-43. This story involves a man named Jairus and his daughter. Now, Jairus was a synagogue ruler, which meant that he had duties such as overseeing the synagogue and organizing services. None of this was on Jairus' mind, though, when he approached Jesus. Let's read what his request was in Mark 5:22-23.

There are two attributes that we can see in Jairus through his request. Have you ever asked someone for help before? Sometimes it's very difficult, because we don't like to admit that we can't do things by ourselves. From this, we know that Jairus first had great **humility**. Although he was a synagogue ruler who wielded authority, he disregarded his own status, fell at Jesus' feet, and begged for His help.

The second attribute that we can see is Jairus' **great faith**. He knew that at this point, only Jesus could save his daughter. He probably had the money and authority to call for a physician, but Jairus sought Jesus out the very moment He walked ashore. His belief that Jesus had the power to save his dying daughter demonstrated how much faith he had.

Let's continue the story in verse 35. Oh, no! Jairus' daughter had died as they were making their way to the house to save her! Jairus must have despaired when he heard the news. He had asked Jesus to cure his daughter's

illness, but could He do anything when she was already dead?

Well, whatever Jairus thought, Jesus reassured him with comforting words, and continued to the house despite the news. Let's read verses 36-40. Jesus simply told Jairus, "Do not be afraid; only believe." Jairus only needed to have faith that Jesus could save his daughter, whether she was dead or not. When He arrived at the house, He proved that Jairus' faith was not misplaced! Let's read the rest of the story in verses 41-43.

### FOR TEACHERS

Ask the students to fill out the first column on the worksheet, helping where necessary.

### The Widow's Son (Luke 7:11-17)

Our second incident involves a widow's son. Let's turn our Bibles to Luke 7:11-13. One thing that we should note about this is that Jesus just happened to arrive at the city of Nain as the funeral procession was proceeding out of the city—no one had asked for His help, nor did He personally know who these people were. It was custom for the funeral procession to be held on the same day as the death, so the widow had just lost her son that very same day. She was probably full of despair, because her son was all she had left of her family.

Before we go on, let's backtrack a bit. Can anyone explain to me what it means to be a widow? [Allow students to answer if they can.] A widow is a woman who has lost her husband, either to death or divorce. In biblical times, it was often very difficult for a widow to survive, because normally being a widow meant that the woman had no relatives to live with. However, if a widow had a son or daughter, then her child could help her earn money and live more comfortably, especially if the daughter married into another family, who would also take the widow in as one of their own.

Now, having learned this, you may understand a little better why Jesus was so full of compassion for the widow—her son was her last hope. Let's read the rest of the incident in verses 14-17.

### FOR TEACHERS

Ask the students to fill out the second column on the worksheet, helping where necessary.

**Lazarus (John 11:1-45)**

The third incident we're going to study is about a man named Lazarus. Does anyone remember who Lazarus was? He was the brother of Mary and Martha, two women who welcomed Jesus into their house when He arrived at their town. Let's open our Bibles to John 11 and read the first part of the story in verses 1-6.

Did you notice anything curious about Jesus' initial reaction to the news? [Allow students to answer if they can.] The Bible says that after hearing the news, Jesus stayed where He was for two more days! Normally, if someone you know is sick, you'd immediately go to see them, right? Let's continue to read why He did this in verses 11-15. Jesus was going to use this incident to teach His disciples—and us—more about Him. Let's continue reading the story in verses 17-27.

This passage is very important for today's lesson. Let's reread verses 25-26. Jesus tells us very clearly that as long as we believe in Him, we will never die. We'll examine this in more detail later. For now, let's finish up the story in verses 32-45.

**FOR TEACHERS**

Ask the students to fill out the third column on the worksheet, helping where necessary.


**Jesus Is Lord over Death**

Now before, I said that Jesus shows us His power over death through the three incidents that we just learned about. However, there is one more in which He proves His

power: His own resurrection! There are many things that are special about His resurrection, but there is one aspect that is important for today's lesson. Jesus resurrected Jairus' daughter, the widow's son, and Lazarus, but these three people all eventually died again because He only resurrected their physical bodies. Jesus' own resurrection was special because unlike these three, He would never have to die again after resurrecting! What an amazing concept! Can you imagine dying once, resurrecting, and then never having to experience death ever again?

Well, this is exactly what Jesus is offering to us. We are all condemned to eternal death because we are all born into sin the moment we enter the world. But through His resurrection, Jesus proves to us that with His power, He can give us life instead of death. The stories we learned today are all additional proof that He is able to do this. Let's turn once more to John 11:25 and read our memory verse together: "Jesus said to her, 'I am the resurrection and the life. He who believes in Me, though he may die, he shall live.'"

Do you understand what this means? Jesus is telling us that He is giving us eternal life; all we need to do is believe in Him. Many people fear death, because it marks a complete end of their life. Once you die, you can't come back; that's what the world believes. But we are different—we can face death without being afraid. Whether we die tomorrow or far in the future, as long as we've believed in Jesus and followed Him, we know that He has already prepared a place for us in heaven with Him. He has given us a life that will never, ever end in death!

**Linking to the Ten Basic Beliefs***2-5 Minutes***One True God**

Through today's lesson, we have learned two things about Jesus. He is the only Savior of mankind and the one true God, and He has power over life and death. Because of this power, we can be assured that when Jesus returns, He will bring us into eternal life with Him in heaven. However, in order to be able to follow Him, we must strive to be like Him—we need to pray for the fullness of the Holy Spirit and follow God's commandments in the Bible.

**Check for Understanding***5 Minutes*

- 1. What was Jairus' occupation?** Synagogue ruler.
- 2. When Jairus saw Jesus, what was the first thing he did?** He fell at Jesus' feet.
- 3. When Jesus arrived at Jairus' house and told them that the child was simply sleeping, how did they respond?** They laughed at Him.
- 4. What did Jesus see as he approached Nain?** A widow's son being carried out in a funeral procession.
- 5. What emotion did Jesus show when He saw the widow? What did He say to her?** Compassion. He told her, "Do not weep."

- 6. What happened after Jesus raised the widow's son from the dead?** The people glorified God, and the news about Jesus spread throughout Judea and the surrounding country.
- 7. What town did Lazarus live in?** Bethany.
- 8. How long had Lazarus been in the tomb when Jesus arrived at his house?** Four days.
- 9. Why did Jesus wait a few days before seeing Lazarus?** So He could resurrect Lazarus to glorify God and show His power over life and death.



## Life Application

10 Minutes

### Only Believe

[Hand out the Life Application worksheet to the students. Guide them to complete each question, and be sure to discuss their answers after they complete each one.]

Having some doubts about God as we grow up is a very natural thing. Is God really listening to my prayers? Why isn't He helping me with my problems? Why does it feel like He isn't really there? It's normal to have such questions and begin to doubt, but we should never let these doubts make us stray from our beliefs that Jesus truly is the resurrection and the life, and that He has given us eternal life in heaven as long as we believe in Him.

In order to stand firm against the temptation to walk away from God, we need to confront the doubts that we have, and look closely at why we are having them. Maybe your requests aren't according to His will, or God is trying to teach you something with the problems you are encountering. When you examine your situation more closely, you may realize that it was never God who strayed from your side, but rather, you who strayed from His.

Listed below are some ways that can help us remove our doubts and set us back on the right path. Read each explanation and fill out the worksheet as instructed. [Answers and suggested guidance have been provided below.]

#### 1. Listen to Testimonies

[Help students think of any testimonies they might have heard. It would also help if the teacher thinks of testimonies of their own beforehand, as additional examples. The students' responses can be as short and simple as, "I heard about a sister who saw blood in the water during baptism," or "My friend got into a really bad car accident, but God took care of her and she didn't get any big injuries."]

#### 2. Read the Bible

**Psalm 36:5** " Your mercy, O Lord, is in the heavens; Your faithfulness reaches to the clouds."

**Psalm 86:15** "But You, O Lord, are a God full of compassion, and gracious, longsuffering and abundant in mercy and truth."

**Psalm 89:1** "I will sing of the mercies of the Lord forever; with my mouth will I make known Your faithfulness to all generations."

#### 3. Talk to God

[If students do not want to share their doubts (if they have any) that is fine. Make sure that they indicate which day they're going to pray (about their doubts or to thank God) and encourage them to keep this schedule weekly.]

#### 4. Count Your Blessings

[Students should be able to think of many different blessings, but if they're having trouble, help them get started by sharing some of the blessings you have received this week.]

#### 5. Discuss Your Problem

[If students don't know who to choose, ask them if there is a special adult in their life that they trust very much. When they have finished choosing, ask if any of the students would like to share who they chose to ask for help, and why.]





## Activity

### Memory Verse Bookmark

10-15 Minutes

**Objective:** To remind the students that Jesus has power over life and death.

#### Materials

- Card stock and/or paper
- Construction paper, optional
- Markers
- Glue, optional
- Single-hole punch
- Ribbon

#### Instructions

1. Let the students pick the materials they'd like, and have them cut out a bookmark-sized rectangle. You may want to give them measurements or a template to follow.

**Note:** Students can choose more than one piece of card stock or paper. The more materials they have, the more freedom they have! Some variations might be a construction paper base with plain paper on the front and back. Another one might be several colors layered on top of each other for a border effect. Just make sure they leave enough space to write the verse.

2. On the front of the bookmark, have the students write the memory verse. They may decorate the other side however they wish.
3. Center the hole punch at the top and punch a hole. Tie a piece of ribbon to decorate.
4. If you'd like, make it a bookmark exchange!

#### HOMEWORK ANSWER KEY

1. False; he was a synagogue ruler.
2. True
3. False; Jesus had compassion on her and helped her without being asked.
4. True
5. a. He took her by the hand and said, "Talitha, cumi," or "Little girl, I say to you, arise."  
b. He touched the coffin and said, "Young man, I say to you, arise."  
c. He told them to remove the stone covering the tomb entrance, and then cried out, "Lazarus, come forth!"
6. Jesus is the resurrection and the life, and He has power over life and death. Therefore, we can be assured that He can give us the eternal life that He has promised us.
7. He told Jairus, "Do not be afraid; only believe."


### JESUS IS LORD OVER DEATH

**Instructions:** Fill in the chart as you follow along with the lesson.

	<b>Mark 5:21-24, 35-43</b>	<b>Luke 7:11-17</b>	<b>John 11:1-45</b>
<b>Who was involved? How did they ask for help?</b>	<i>Jairus (a synagogue ruler) and his daughter. He fell down at Jesus' feet and begged for His help.</i>	<b>A widow and her son. She didn't ask for help—Jesus only happened to arrive at the same time the funeral procession was occurring.</b>	<i>Mary, Martha, and their brother Lazarus. They sent word to Him, saying that the one He loves was sick.</i>
<b>How long had it been since the person died?</b>	<b>A few minutes.</b>	<i>About a day.</i>	<i>Four days.</i>
<b>What was Jesus' response? What did He tell them?</b>	<i>He immediately followed him to his house, and told Jairus, "Do not be afraid; only believe."</i>	<i>He was overcome with compassion and told the widow, "Do not weep."</i>	<b>He waited two days before going to see Lazarus. When He finally arrived, He told them, "I am the resurrection and the life. He who believes in Me, though he may die, he shall live."</b>
<b>How did the onlookers initially respond (if the Bible mentions a response)?</b>	<i>They ridiculed Jesus.</i>	<i>[None mentioned.]</i>	<i>They questioned why Jesus couldn't save Lazarus.</i>
<b>How did Jesus perform the resurrection?</b>	<i>He took the child by the hand and said, "Talitha, cumi," which means, "Little girl, I say to you, arise."</i>	<i>He touched the coffin to make the procession stop and said, "Young man, I say to you, arise."</i>	<i>He had them remove the stone covering the tomb entrance, and then called Lazarus out by name with a loud voice.</i>
<b>What happened after Jesus performed the resurrection?</b>	<b>The onlookers were overcome with amazement, but Jesus commanded them that no one should know what happened.</b>	<i>The onlookers feared and glorified God, and spread the report about Him throughout Judea and the surrounding region.</i>	<i>Many believed in Jesus.</i>

**JESUS IS LORD OVER DEATH**

**Instructions:** Fill in the chart as you follow along with the lesson.

	Mark 5:21-24, 35-43	Luke 7:11-17	John 11:1-45
Who was involved? How did they ask for help?		A widow and her son. She didn't ask for help—Jesus only happened to arrive at the same time the funeral procession was occurring.	
How long had it been since the person died?	A few minutes.		
What was Jesus' response? What did He tell them?			He waited two days before going to see Lazarus. When He finally arrived, He told them, "I am the resurrection and the life. He who believes in Me, though he may die, he shall live."
How did the onlookers initially respond (if the Bible mentions a response)?			
How did Jesus perform the resurrection?			
What happened after Jesus performed the resurrection?	The onlookers were overcome with amazement, but Jesus commanded them that no one should know what happened.		



## ONLY BELIEVE

**Instructions:** Listed below are some ways that can help us remove our doubts and set us back on the right path. Read each explanation and fill out the worksheet as instructed.

### 1. Listen to Testimonies

What better method to remove our doubts than to simply ask? Many of our brothers and sisters have often testified before the Lord, either on the pulpit, during a testimony session, in SSC, or even in church publications, such as Manna. If you ask your teacher, parents, or classmates, they probably have some testimonies to tell, too!

Think about a testimony that you have heard and briefly summarize it below. If you can't think of any, then ask your classmates or your teacher if they have any testimonies to share.

---



---



---

### 2. Read the Bible

The Bible isn't just God's instruction book. It also offers lots of comforting words and many, many reasons why we never need to doubt God. Aside from the countless miracles and stories that speak about God's faithfulness to us, there are also many passages that describe how God rewards those who are, in turn, faithful to Him.



Below are some verses that talk about having faith in God. Look them up and fill in the blanks.

**Psalm 36:5** "Your mercy, O Lord, is in the \_\_\_\_\_; Your \_\_\_\_\_ reaches to the clouds."

**Psalm 86:15** "But You, O Lord, are a God full of \_\_\_\_\_, and gracious, \_\_\_\_\_ and abundant in mercy and truth."

**Psalm 89:1** "I will sing of the \_\_\_\_\_ of the Lord forever; with my \_\_\_\_\_ will I make known Your faithfulness to all \_\_\_\_\_."

### 3. Talk to God

Whenever we pray, we are speaking directly to God, and often God will reply to us—more often than we think! Through prayer, God can calm our anxieties, give us solutions to our problems, or remind us that He is still with us. The best way we can confront our doubts is by facing them head on! We can talk to God about them and explain why we've started to lose faith.

Write down any doubts about God that may have started to creep up on you (you don't have to share if you don't want to!). Then, pick a time to pray and talk to God about your doubts. If you don't have any doubts, then you can spend some time thanking Him for all of His blessings instead!

---



---

Pick one day (or more!), and then indicate the time you're going to pray:

- Sunday at \_\_\_\_:\_\_\_\_ AM/PM
- Monday at \_\_\_\_:\_\_\_\_ AM/PM
- Tuesday at \_\_\_\_:\_\_\_\_ AM/PM
- Wednesday at \_\_\_\_:\_\_\_\_ AM/PM
- Thursday at \_\_\_\_:\_\_\_\_ AM/PM
- Friday at \_\_\_\_:\_\_\_\_ AM/PM
- Saturday at \_\_\_\_:\_\_\_\_ AM/PM



Make sure you tell your teacher, a classmate, or your parents so that they can help you remember to pray!

**4. count Your Blessings**

When in doubt about what God hasn't given you, count the things He has given you! Start right now by listing some things that God has blessed you with this past week.

---



---



---




---

**5. Discuss Your Problem**

If you still have some doubts or unanswered questions, it might be time to seek advice from someone else! Asking for help from a parent, teacher, or elder may often be the best way to puzzle out your problem.

Write down the name of a counselor or teacher to whom you plan to talk whenever you have a problem you can't seem to solve yourself (you can ask a classmate, too, but sometimes it's better to talk to someone with a little more experience).

I plan on asking \_\_\_\_\_ for help if I ever have a problem or question I can't seem to solve by myself.



E2 Year 2 Book 1 Lesson 8—Jesus Is Lord over Death

# Homework Assignment

Name: \_\_\_\_\_ Parent signature: \_\_\_\_\_ Date: \_\_\_\_\_

Weekly Bible Reading: \_\_\_\_\_

**Bible Reading:** Check each box when you complete that day's reading.

**Prayer:** Check each box after you pray to God that day.

	Sun	Mon	Tue	Wed	Thu	Fri	Sat
Read							
Pray							

## What I Learned from the Bible This Week

1. \_\_\_\_\_  
 \_\_\_\_\_  
 \_\_\_\_\_
2. \_\_\_\_\_  
 \_\_\_\_\_  
 \_\_\_\_\_

## Memory Verse

Please write down this week's memory verse. (John 11:25)

\_\_\_\_\_

### True or False

1. Jairus was a tax collector. \_\_\_\_\_
2. When Jesus told the onlookers that Jairus' daughter was only sleeping, they laughed at Him. \_\_\_\_\_
3. The widow begged Jesus for His help when she saw Him approaching. \_\_\_\_\_
4. Lazarus was dead for four days when Jesus finally arrived. \_\_\_\_\_

### Short Answer

5. Briefly explain how Jesus resurrected...
  - a. Jairus' daughter
  - b. The widow's son
  - c. Lazarus
6. What do these incidents prove to us?
7. What did Jesus tell Jairus when people told him that his daughter had died?