

Elementary 1

Year 1 Book 3



Journey to the Promised Land

Teacher's Guide & Students' Worksheets

This Teacher's Guide is dedicated to those  
who serve God in the children's ministry.

May God continue to grant you wisdom  
and strength to impact the future generations.



"But God demonstrates His own love toward us, in  
that while we were still sinners, Christ died for us."

(Romans 5:8)

## Elementary 1 Year 1 Book 3

# Journey to the Promised Land

### Contents

<b>Lesson Index</b>	i
<b>How to Use This Teacher's Guide</b>	ii-iii
<b>Your Teaching Procedures &amp; Teaching with Music/Bible Dramatics</b>	iv
<b>Understanding Your Students</b>	v
<b>Memory Verses</b>	vi

### Lesson Index

Lesson 1	Moses and the Burning Bush	1-11
Lesson 2	Stubborn Pharaoh	12-22
Lesson 3	The Passover	23-33
Lesson 4	Crossing the Red Sea	34-43
Lesson 5	Quail and Manna from God	44-52
Lesson 6	The Ten Commandments	53-62
Lesson 7	The Golden Calf	63-73
Lesson 8	The Twelve Spies	74-81
Lesson 9	Balaam and the Talking Donkey	82-90
Lesson 10	Rahab and the Spies	91-99
Lesson 11	The Fall of Jericho	100-108
Lesson 12	Achan's Sin	109-117
Lesson 13	Review	118-122

All Scripture is quoted in NKJV.

Always pray for your students and pray for the wisdom to teach!

Welcome to the world of six to eight-year-olds!

This is a wonderful age range to be teaching, as students are beginning to mature and understand more about the world around them. However, they haven't all grown up yet and still need your gentle nurturing to guide them.

Although your students are beginning to read, they still learn in a variety of ways, including visually, kinesthetically, and aurally. This means that it will be very important to use pictures and hands-on experiences as you tell the story in order to meet the needs of all the students in the classroom. Visuals are always good reminders at any level because it helps the students make connections to the story and retain information. Hands-on activities will help the students to internalize the lessons and make them more meaningful. For example, the students can be involved in making the scenes for the days of creation. This will help them remember what happened much more so than just through a telling of the story. It is also vital to ask students to share what they have learned at the end of each lesson. By letting your students retell the information they have heard, you will be able to see what they really understood, and what might need to be revisited before you move on. Knowledge and learning need to be built upon what they have already grasped. Only then can the students build on their experiences and make the proper connections in future lessons. Furthermore, since they are learning to read, it is vital to ask students to read at least one verse from the Bible each week during class time. You can assist them if they are having difficulty with **vocabulary** words, but this is the time to help them practice turning to the right section of the Bible they are studying. This is a great habit to build up now.

This book is designed to be teacher-and-student friendly, and each lesson follows the same structure. As in all of the textbooks, there are sections before the start of the lesson that give relevant Bible background information. Take the time to review the **Before You Teach** and **Understanding Your Students** sections to familiarize yourself with the teachings since your students are more sophisticated and require more than just an overview of the Bible story. Occasionally, there will be some teaching ideas included. These are simply suggestions you may want to consider as you prepare your lesson. Of course, you can adapt them as needed for your class and students. The story section is a retelling of what is recorded in the Bible.

*“Him we preach,  
warning  
every man  
and teaching  
every man  
in all wisdom,  
that we may  
present every  
man perfect in  
Christ Jesus.”*

—Colossians 1:28

Vocabulary

Before You Teach

Understanding  
Your Students

You are encouraged to read it through, but remember to be ready to share the words of God, and not to literally read from the pages of this guide. Please also review the story by using the questions provided in the **Check for Understanding** section. This will give you a good idea of how much the students understand. You can ask each question directly or use other creative ways to have students share their answers.

Check for  
Understanding

A key indicator to a successful lesson is what the lesson means to each student. What have they walked away with and how can they apply what they have learned? The lesson is not complete until you have shared the discussion questions found in the **Spiritual Teaching and Life Application** section. You want your students to leave the class with the feeling that they want to draw even closer to God through specific actions they can take. Help them make goals and be sure to encourage them in their efforts.

Spiritual Teaching &  
Life Application

The last thing you will need to consider for class time is which **activities** will be best for your group of students. Each lesson contains several from which to choose. Again, depending on the time and the abilities of your class, you may choose to do one or two to reinforce the teachings of the lesson.

Activity

Since your students are learning to read and write, this guide has included a **Homework Assignment** section. This serves to remind the students of God's word at home during the week. There is **no** separate student workbook so you are encouraged to photocopy the homework sheets. The students can store their work in a binder or file folder. You can provide homework each week for them to insert in their folder or reproduce all twelve lessons at the beginning of each new quarter. Review the homework before they leave class so that the students are aware of what to complete and how to do it. You may need to brainstorm ideas for the life application questions so that the students have something to build on when they return home. All teachers need to consistently check homework to make this a useful tool and a good extension of the teachings. The students are also encouraged, via the homework assignment, to develop a daily Bible reading and prayer devotional time. Be sure the parents are aware of this expectation. A partnership between the teachers and parents will greatly facilitate the growing faith of the students.

Homework Assignment

Remember that your students are still growing. There are so many things they can do independently, but there are areas where they need extra support. Take time to get to know each of your students so that you can meet their needs. Most importantly, remember to allow time for yourself to grow closer to God as you help your students develop their relationship with Him!

You can't do **MORE** for  
your students until you  
have knelt down and  
**PRAYED** for each of  
them daily.

*“Not by might nor  
by power, but by  
My Spirit,” says the  
Lord of hosts.”*

—Zechariah 4:6

## YOUR TEACHING PROCEDURES

1

### Hymnal Worship (10-15 minutes)

**Purpose:** To help the children praise God through hymnal worship.

**Procedure:** Always start a session in the name of our Lord Jesus. The teacher or assistants will then lead the children in simple hymns or action rhymes.

Be Prepared

Be Organized

Be Flexible

2

### In-Class Worship (15-20 minutes)

**Purpose:** To let the children hear a Bible story and respond to its teachings.

**Procedure:** Say a short prayer in the name of our Lord Jesus. There are 3 steps in the In-Class Worship Procedure. They are:

- 1) Bible Story
- 2) Check for Understanding
- 3) Spiritual Teaching and Life Application

Do not forget to explain the key vocabulary words and practice the memory verse which are listed in each lesson.

3

### Bible Learning Activity (10-15 minutes)

**Purpose:** To help your students become familiar with the word of God is part of a teacher's mission, but an equally important part of the job is helping the students put the word of God to work in their own lives. The activities have been planned to encourage your students to act upon what they have learned.

**Procedure:** Let the students work on the Student Activities. If the activities require group involvement or cutting and pasting, be sure to have assistant teachers. We have come up with a variety of activities as well as optional ones. Please see what suits your students' needs. End the activity with a concluding prayer.

### Teaching with Music

Do your students seem to enjoy music more than the lesson itself? Music can be an effective teaching technique within a lesson.

- Hymns that tell stories can enhance your lessons.
- Many students learn more easily if they can “feel” the material you are teaching. Choose hymns with motions and physical movement.
- Students who do not show emotion easily may find it easier to express themselves through hymns.

#### Keep these in mind when using music with your students:

- Learn the hymns before you teach them.
- Sing the new hymn to the students before you have them sing it.
- Sing the hymn in a variety of ways—assign parts, use rhythmic instruments, move around, and so on.

### Teaching with Bible Dramatics

- Playacting can make Bible stories come alive for the students.
- Let the children volunteer for the roles they want.
- Encourage students to think about the mood, the setting, the characters, and their expressions and motives. They all contribute to making the story come alive.
- Encourage creativity. Acting out Bible stories can help students see the story and characters in a new way.

## UNDERSTANDING YOUR STUDENTS

### Elementary 1 (Ages 6-8)

Characteristics	Pedagogic Application
<b>Body</b> <ol style="list-style-type: none"> <li>1. Still developing/growing, though the pace is slowing</li> <li>2. Still get tired easily</li> <li>3. No longer play alone; can adapt to group games or activities</li> </ol>	<p>Increase levels of difficulty in activities as the students become more able physically</p> <p>Do not stretch one activity for too long; find a balance between times of quietness and action</p> <p>Encourage student involvement with more cooperative group games; show respect to everyone</p>
<b>Mind</b> <ol style="list-style-type: none"> <li>1. Have strong sense of imagination</li> <li>2. Still think according to words on paper; cannot accept abstract ideas</li> <li>3. Concept of space and time is still limited</li> <li>4. Reading ability is gradually strengthening</li> <li>5. Have excellent memory</li> <li>6. Deductive thinking is still limited</li> </ol>	<p>Encourage the use of imagination, but help students to discern fact from fiction</p> <p>Use familiar similes and parallels to which students can relate, just like how Jesus used the familiar to teach the unfamiliar</p> <p>Be careful when describing time and space</p> <p>Encourage the reading of books that promote spirituality</p> <p>Encourage the memorization of Bible verses</p> <p>Repeat content regarding abstract terms and truths</p>
<b>Mood</b> <ol style="list-style-type: none"> <li>1. Very sensitive; can have outbursts of emotion</li> <li>2. At the adorable stage: like to please teachers and receive praise</li> <li>3. Full of compassion and care for others</li> <li>4. Still tend to fear and withdraw</li> </ol>	<p>Get excited or saddened easily</p> <p>Easy to discipline, but pay special attention to giving praise and encouragement</p> <p>Nurture students to help, serve, and treat others fairly</p> <p>Provide a sense of security</p>
<b>Social Skills</b> <ol style="list-style-type: none"> <li>1. Make friends easily</li> <li>2. Like to please adults</li> <li>3. Like to cooperate and do not like to compete</li> <li>4. Have good social skills; desire acceptance from others</li> <li>5. Still like to quarrel with friends; always change their best friends</li> </ol>	<p>Help them to establish friendships</p> <p>Establish a student-teacher relationship</p> <p>Promote cooperation by offering group projects/activities</p> <p>Be careful not to promote hypocrisy when teaching</p> <p>Place emphasis on teaching students to love one another; encourage a giving spirit instead of a selfish one</p>
<b>Spirituality</b> <ol style="list-style-type: none"> <li>1. Have a simple faith, are interested in a life of faith; will initiate prayer</li> <li>2. Curious about death and heaven</li> <li>3. Like to attend RE classes</li> <li>4. Are learning to differentiate between real biblical stories and fictional fairy tales or legends</li> <li>5. Are learning the moral teachings of good and evil</li> <li>6. All spiritual experiences come from imitating adults</li> </ol>	<p>Use a systematic way of teaching faith and the truth; encourage prayer</p> <p>Simply explain the truth of salvation</p> <p>Nurture their interest in Bible reading and church activities</p> <p>Emphasize that the Bible contains the words of God and is not a common book, but one inspired and written by God</p> <p>Emphasize the moral aspects of the Bible</p> <p>Set a good example; share more spiritual experiences with students</p>

1. "Serve the Lord your God with all your heart and with all your soul."  
(Deuteronomy 10:12b)
2. "Be swift to hear, slow to speak." (James 1:19b)
3. "For indeed Christ, our Passover, was sacrificed for us."  
(1 Corinthians 5:7b)
4. "I can do all things through Christ who strengthens me."  
(Philippians 4:13)
5. "Do all things without complaining and disputing." (Philippians 2:14)
6. "I may live and keep Your word." (Psalm 119:17b)
7. "You shall have no other gods before Me." (Exodus 20:3)
8. "Stand fast in the faith." (1 Corinthians 16:13)
9. "Love your enemies, bless those who curse you." (Matthew 5:44a)
10. "Those who wait on the Lord shall renew their strength." (Isaiah 40:31)
11. "With God all things are possible." (Mark 10:27b)
12. "If anyone loves the world, the love of the Father is not in him."  
(1 John 2:15b)



# LESSON 1

## MOSES AND THE BURNING BUSH

### BEFORE YOU TEACH

#### Understanding Moses

Moses is an inspirational character from the Bible. We can learn many spiritual lessons from his life, such as how to form a personal connection with God. Without question, Moses accepted that the voice he heard from the burning bush belonged to God.

Moses teaches us to listen to the voice of God when He speaks. God does not always speak loudly from a burning bush, an earthquake, fire, or the wind. When we hear His voice, we must say, "Here I am!" and do His will.

At the burning bush, Moses discovered that God had a plan for him. Although he was reluctant at first, through faith, he eventually responded to God's calling. He taught us to take action when God speaks to us. We do not know why many things happen to us, but we must have faith and trust that God has a purpose.

#### The Staff of Moses

It was customary for shepherds to have a staff; Moses had one, too. A staff was usually made of wood and sometimes had a crook at the end of it. The staff, though simple, had several functions: it helped the shepherd to traverse hilly or rough country; it was used as a weapon; and it was used to control the sheep.

At the end of the day, the shepherd used his staff to count the sheep, passing over them one by one as they entered through the narrow gate. The staff was also used to mark the sheep. The end was dipped in dye, and as the sheep passed under the staff, every tenth one was marked and given to God as tithe.

Exodus 4:20 says that it was no ordinary staff in Moses' hand, but rather "the rod of God." God used Moses' shepherd staff to perform great miracles.

In the presence of the elders of Israel, God turned Moses' staff into a snake to convince them that He would bring the Israelites out of Egypt. With the staff in Moses' hand, God parted the waters of the Red Sea and brought water out of a rock.

But despite the many miracles the staff was used to perform, it was not the staff itself that possessed power. It was only by the power of God, the true source of power, that all these things were possible.

### BIBLE TEXT

Exodus 3:1-4:17

### BIBLE TRUTHS

1. God is holy and where He is, it is holy.
2. God wants us to serve Him, and He has given us the gifts to do so.

### LESSON OBJECTIVES

1. To understand that we must use our gifts and talents to serve God and our brothers and sisters.
2. To recognize that God will give us the necessary gifts and powers to accomplish the work He wishes us to do.
3. To realize that God has a purpose for every one of us.

### MEMORY VERSE

"Serve the Lord your God with all your heart and with all your soul."

(Deuteronomy 10:12b)

### PRAYER

In the name of the Lord Jesus Christ, we pray. Thank You, Lord! This quarter, we will be learning about what You want us to do in order to enter the heavenly kingdom. Please help us and give us the strength to always do Your will. We praise Your holy name. Hallelujah! Amen.

---

## UNDERSTANDING YOUR STUDENTS

---

Serving God is not limited to adults. Children should begin learning the importance of servitude at a young age. Samuel began serving God from a young age, ministering to Eli the priest.

Children in this age group are willing helpers and are eager to please. Teach them that the motivation for service is to show our gratitude to God for all the wonderful things He has done.

We should educate the students that they can perform many tasks to serve God. They may begin by helping the people around them, such as family members and church brothers and sisters. By cleaning up after themselves and

helping with simple chores, they are helping their parents and serving God.

They can throw away the trash, return church hymnbooks and Bibles to the bookshelves, and keep God's house clean. Peter encourages the members to use the gifts they have received to serve others (1 Pet 4:10).

The Greek word for "gift" contains the word for "joy." When we use our gifts to serve God, we find joy because we have done something good. Encourage your students to discover their gifts and use them to serve God. They can ask Him to help them use their gifts and work joyfully while glorifying Him.

---

### VOCABULARY

---

**miracle:** an extraordinary event that cannot be explained by human knowledge and is considered a work of God

**staff:** a stick, pole, or rod that helps with walking or climbing

**leprosy:** an infection showing white spots or patches on the skin

**gift/talent:** a special natural ability or skill given by God

---

### REVIEW

---

We ended last quarter learning about a Hebrew boy called Moses. His name means "to draw out." From what was Moses drawn out? (Water.)

Before Moses' birth, Pharaoh, who did not know Joseph, ordered his people to throw all newly born Hebrew boys into the river. Pharaoh gave this order because he didn't want the Israelites to become a great nation. He thought that by killing the boys, they would not be able to grow up and take over the land. But Moses' mother could not bear having him drowned. So she made a basket, placed Moses in it, and hid him among the reeds by the Nile River.

When Pharaoh's daughter came to the Nile to bathe, she saw the basket. To her surprise, in it was a Hebrew baby boy. She named him "Moses" because she had drawn him out of the water. She brought Moses to the palace and made him her son. Moses grew up in the palace and was "learned in all the wisdom of the Egyptians, and was mighty in words and deeds" (Acts 7:22). That means he understood many things.

When Moses turned forty, he decided to visit the Hebrews, his own people. That day he saw an Egyptian abusing a Hebrew. This made Moses angry. After making sure no one was around, he killed the Egyptian and hid his body in the sand. Pharaoh eventually heard about what Moses had done and wanted to have Moses killed. Moses was scared and fled to the wilderness of Midian. For forty years, he hid there working as a shepherd. Today, we will find out God's plan for Moses.

## BIBLE STORY

### A Burning Bush

One day while Moses was near Mount Sinai tending his sheep, he saw a strange and amazing sight. He saw a bush on fire, but the fire was not burning the bush. What usually happens when something such as a house, a tree, or a piece of paper catches fire? Normally, it starts to turn black, makes a lot of smoke, and reduces to ashes. Moses walked to the bush to get a better look. As Moses got closer to the bush, he heard God call out, "Moses, Moses!"

Moses answered, "Here I am."

Then God said, "Don't get any closer. Take your sandals off your feet, for the place where you are standing is holy ground. I am the God of your father—the God of Abraham, the God of Isaac, and the God of Jacob."

God was talking to Moses and He asked him to take off his sandals. Why did God ask Moses to do that? (Because Moses was standing on holy ground.) God is holy, so wherever He is, that place is also holy. God is everywhere, but today, He especially lives in the church, in our hearts, and in our family. So we must keep our church, hearts, and family holy by taking off our sandals. This doesn't mean that we take off our shoes when we enter the church. It means that we should not take sin from the world and bring it into the church, into our hearts, or into our family.

After Moses heard these words, he hid his face because he had not met God like this ever before. God continued to talk because He had some special words He wanted to say to Moses.

### God Gives Moses an Important Job

God said to Moses: "I have seen the sadness of My people, and I have heard them crying out because of their cruel slave masters. I am sorry for them, and I have come down to rescue them from the power of the Egyptians. I will bring My people out of Egypt into a good land, a land flowing with milk and honey. Now go to the king! I am sending you to bring My people out of Egypt and I will be with you."

What was God asking Moses to do? God's important job for Moses was to order Pharaoh, the king of Egypt, to let the Hebrews (God's people) leave Egypt. At that time, there were over 2 million Hebrew people. This would be a very difficult task to do. Moses might have been thinking that he was nothing more than a shepherd. How was he going to lead all those people out of Egypt? He probably also thought that Pharaoh would never listen to him.

### God Tells Moses What to Say to the Hebrews

So Moses said to God, "Who am I that Pharaoh should listen to me?"

God replied, "I will be with you."

But Moses had more questions.

"What if the Israelites ask me who sent me to rescue them? What if they ask me what Your name is? What should I say?"

God said to Moses, "Tell them that the one whose name is 'I Am' has sent you. This is My name forever, and it is the name which people must use from now on." (In the time of the Old Testament, God did not reveal His real name. He used "I Am" instead.)

"What if the Israelites still do not believe that You sent me or do not listen to me?"

Then God showed Moses three miracles.

God asked Moses, "What is that in your hand?"

"A staff," replied Moses.

"Throw it on the ground," God commanded.

When Moses threw his staff on the ground, it turned into a snake.

Then God said to him, "Reach out your hand and take it by the tail." So Moses did as God said, and the snake turned back into a staff.

God then said to Moses, "Put your hand inside your cloak." So Moses put his hand into his cloak, and when he drew it back out, it had become leprous, white as snow.

"Now put it back into your cloak," God said.

Moses put his hand back into his cloak and when he took it out again, his hand was completely healed.

God said to Moses, "If the people still do not believe you when you show them the first two signs, take some water from the Nile and pour it on dry ground. When you do, it will become blood."

These miracles demonstrate God's power. Can any of you perform these miracles?

[Drop a stick to the ground.] The stick did not change into a snake. But God can change a stick into a snake. This shows that God can give life to objects. God controls life.

[Put your hand into a jacket or pocket and pull it out.] Our hand will not become leprous when we do this. But God performed this miracle. This demonstrates that God controls disease and healing.

[Fill a cup with water and pour out the water.] Did this water turn into blood? No. So God's third miracle shows that He can change one thing into something completely different. Only God can do that.

With God's great power, He can change our lives. He can bless us or He can curse us. He can heal us or He can make us sick. Everything is in His control.

The Hebrew people were slaves. That meant they had to listen to their masters. They couldn't do whatever they wanted or they would get into trouble. That wasn't a very good way to live a life. They probably felt awful and believed that nothing could change their lives. They thought that the Egyptians and Pharaoh had the most powerful. But with His miracles, God demonstrated that He could rescue the Hebrews. He was more powerful than the Egyptians.

**God Makes Aaron Moses' Helper**

[Note to Teacher: Prepare the following paper faces.]

- Face 1: Has eyes, ears, nose, but no mouth – represents those slow of speech or without eloquence.
- Face 2: Has eyes, ears, nose, and a large mouth – represents those with eloquence.
- Face 3: Has ears, nose, mouth, but no eyes – represents the blind.
- Face 4: Has large eyes, ears, nose, and mouth – represents those who can see.
- Face 5: Has eye, ears, nose, but no ears – represents those that are deaf.

Even though God already performed three miracles, Moses wasn't sure he was the best person for this important job. So Moses said to God, "Oh, but Lord, I have never been a good speaker. I am slow at speaking, and I can never think of what to say." [Show face without a mouth.]

But the Lord answered, "Who makes people able to speak [show face with large mouth], or makes them deaf [show face without ears] and unable to talk [show face without mouth]? Who gives them sight [show face with large eyes] or makes them blind [show face without eyes]? Don't you know I am the one who does all this? Now go! When you speak, I will be with you and will give you the words to say."

God spoke these words to demonstrate to Moses that since He created everything, He can do anything. Since He created the mouth, He can make us say the right things, or

He can make us mute, so we won't be able to speak words anymore. Since God created the eyes, He allows us to see but He can also make us blind. Since God created the ears, He can give us hearing or He can make us deaf. God created everything and He can do anything.

When Moses told God he could not speak well, God told Moses that since He created his mouth, He could make Moses say the right things.

But Moses was still worried. He said to God, "If you can find anyone else to do the job, send him instead." When God heard this, He became very angry. Why did God become angry with Moses? It was because Moses did not trust in God's power. God demonstrated His powers through His miracles and word, but Moses continued to doubt. However, God did not give up on Moses. He continued to encourage Moses because in God's eyes, Moses was the right person to lead the Israelites. He wanted Moses to learn to trust in Him and know that He would provide everything Moses needed to do the job.

At the same time, God also arranged a helper for Moses. God said to Moses, "What about your brother Aaron, the Levite? I know he is a good speaker. He is already on his way here to visit you. Aaron will speak to the people for you, and you will tell him what to say. I will be with both of you as you speak, and I will tell each of you what to do. Now take this staff and go to see Pharaoh, the king of Egypt."

In the next lesson, we will learn how Moses went to see Pharaoh and demanded that he free the Israelites. We will also learn about the ten plagues that God brought on Egypt.

**CHECK FOR UNDERSTANDING**

- 1. Moses saw a burning bush. What was unusual about it?** The bush was not burned by the fire.
- 2. What did God tell Moses to do when he approached the burning bush?** He told him to take off his sandals because he was standing on holy ground.
- 3. Which three miracles did God show to Moses?** 1. He turned his staff into a snake. 2. He made his hand leprous and then healed it. 3. He turned water into blood.
- 4. Why did Moses refuse God's job for him?** Moses doubted himself because he was slow of speech.
- 5. Who did God arrange to serve as Moses' helper?** Aaron, his brother.
- 6. God knew that Moses was the right person for this important task. What special talents would a person need to lead millions of Israelites out of Egypt?** Answers may vary.

**MEMORY VERSE PRACTICE**

Please reinforce the memory verse every week.  
You can practice the memory verse with your students anytime during class.

**"Serve the Lord your God with all your heart and with all your soul." (Deuteronomy 10:12b)**

## SPIRITUAL TEACHING & LIFE APPLICATION

1. The Egyptian masters treated their Israelite slaves cruelly and they cried out to God. How do we know that God heard the cries of the Israelites? What can we learn about the God we worship? Read the following testimony.

Hallelujah, in the name of our Lord Jesus Christ, I testify.

What I am about to relate is an incident which happened not only to me but also to six other sisters. It is an incident that tells of the great and wondrous love of our Lord Jesus.

In the summer of 1990, about 30 of us went on a Singapore-Phuket-Hong Kong trip for our vacation.

On our last day in Phuket, some of us decided to go for a swim in the sea to cool ourselves from the scorching heat. We were swimming, playing and laughing in the water when one sister called us. Although she was quite far from the shore, she seemed to be in shallow waters. Curious, we decided to swim to where she was. Once we reached her, we were surprised that we could actually stand and decided to stay there. Suddenly a massive wave came and swept away the sand beneath our feet. We could no longer stand. The waves were too strong for us and they kept pushing us further into the sea. Only one sister managed to swim back to shore. Seven of us remained in the waters.

I managed to stay close to four other sisters, one of whom I clung on to, as I was petrified. I held on to her so tightly that I nearly strangled her. Thank God she managed to escape from me and swim safely to shore. I found it increasingly difficult to keep my head above the water as the waves kept pushing me under. I was terrified. I believed I was going to die. Then one of the sisters said, "Shout 'Hallelujah!'" So, with what little breath I had, I shouted as loudly as I possibly could. I desperately wanted to be saved.

The brothers and sisters on shore were looking on helplessly as they could not do anything. It must have been a traumatic experience for them too, to see us out there, on the verge of death.

By this time, I was clinging on to a little sister to stay afloat as neither of us were strong swimmers. The two sisters who were with us, thank God, managed to swim away. However, as they were swimming away from us, I felt disheartened. "Don't go," I thought, "I'll die." Somehow I managed to stay afloat and searched to see where the other two sisters were. To my horror, they were being swept even further away. I shouted "Hallelujah" even louder. "Oh God," I thought, "Please save us. Don't let us die now." At this point, I saw one of our brothers running into the water. "Thank God," I said to myself. But to my dismay, he swam past me, and I realized that he was going to save the other two sisters. Therefore, I shouted even louder. I was extremely afraid. I did not want to die. Thank God that He heard our cries and sent some lifeguards to rescue us safely, while the little sister's father brought her out.

Following the incident, we all gathered in a room to give thanks to our Lord Jesus. Many tears were shed that day; both by the survivors and by those who were not at the scene. Seven precious lives could have been lost, but yet again our Savior lifted His almighty hand and saved us from the snares of death. As it says in Psalm 46:1, "God is our refuge and strength, a very present help in trouble."

This incident not only depicts the daily providential care of Christ, but also reminds us that our lives are short and can be taken away from us any time. We must therefore live a life worthy of the Lord's calling.

May all glory be unto God. Hallelujah. Amen.

2. God is holy. Wherever God is, that place is holy. Why is it important for us to be holy? (When we are holy, God will draw near to us.)

When Moses was called by God from the burning bush (Ex 3:4), before he was even allowed to draw closer to the presence of God, God's first instruction to Moses was for him to take off his sandals. The place where Moses stood was sanctified ground. Therefore, Moses had to stand before God with bare feet.

Whatever our views about shoes are, spiritually, God wants us to stand before Him without anything on our feet.

What does this exactly mean for us? Our heart and mind are the directors of wherever we end up. Therefore, "ponder the path of your feet...remove your foot from evil" (Prov 4:26-27). When we take off our shoes before Him, we are casting aside our own wants and desires. We are also casting away our own means of self-protection; without our shoes, we will not be able to wander away from Him.

So, we all need to keep track of ourselves constantly. We need to evaluate our own faith continuously: are we standing firmly on the holy ground of our divine God; or have we ourselves unwittingly veered away onto a path of our own making?

As we put on our shoes to leave the house each day, let it be a reminder for us to take off our shoes before our holy Lord at all times.

3. How can we keep the church and ourselves holy and separate from the world? (Allow students to share. When we come to church we should not bring electronic games, playing cards, and toys. We need to behave holy as well: do not fight, cheat, or lie because these are sins and belong to the world. Turn to Psalm 24:3-4).
4. When God gives us a job to do, He will give us the talents and powers needed to complete the task. God completes the task through us. In the same way, God worked through Moses to free the Israelites out of Egypt. How can we finish very difficult tasks that have been given to us? (By relying on God to give us the ability.) We need to imitate Moses by relying on God and His power and wisdom.
5. Moses gave the excuse that he was not a good speaker. Think of a time when you weren't sure about something you had to do because you felt it was too difficult for you. What did you do? What does Moses' example teach us about the next time we face the same kind of situation?
6. Read the selected Bible verses:

a. Phil 4:13    b. Ps 121:1-2    c. Prov 3:5    d. Jam 1:17    e.    2 Cor 9:8

If we are given a difficult or challenging assignment, how does the Bible encourage us? (We should not fear, but have the faith that God will supply us with the strength and skills we need to complete the work. We should not trust in ourselves but rely on God.)

## ACTIVITIES

1

### Things That Make God Smile

**Objective:** To remind students that using their gifts to serve God and to help others pleases God.

**Instructions:** In the examples below, the people are either acting in a way that pleases God or in a way that doesn't please God. If they are acting in a way that pleases God, circle the example. If they are acting in a way that doesn't please God, cross out the example by putting a big "X" over it.

**Example 1** (*God is speaking to Moses from the burning bush.*)

God: "Moses, go and lead My people out of Egypt."

Moses: "Oh Lord, I cannot. Send someone else."

**Example 2** (*A teacher is speaking to her student.*)

Teacher: "Bobby, you are good at drawing. Would you like to make a get-well card from our class for George, who is in the hospital?"

Bobby: "Alright, but can someone help me?"

Teacher: "Of course."

**Example 3** (*A mother is speaking to her son.*)

Mother: "Benjamin, it's time for you to practice the piano."

Benjamin: "But Mom, I practiced yesterday. I don't want to practice again today!"

**Example 4** (*A little girl is speaking to her big sister.*)

Little sister: "Can I borrow your markers?"

Big sister: "They are my special markers because Mom bought them for me for my birthday. You may use them if you take care of them."

Little sister: "I will. You're the best!"

**Example 5** (*A boy is sitting at his desk, frustrated with his homework. His mom is standing by him, trying to help.*)

Dan: "The homework is too hard! I can't do it! I can't do it!"

Mom: "Dan, you haven't even tried! I'm here to help you."

Dan: "No, I don't want to do it! It's too hard!"

**Example 6** (*A little girl is holding her piggy bank up to her mom and speaking to her mom.*)

Little girl: "Mom, I have saved up a lot of coins in my piggy bank. I want to give this money to God to help buy the new church."

**Example 7** *(A boy sits at his desk looking anxious because he doesn't know what he will share tomorrow in class.)*

William: *(thinking to himself)* "What should I do? What should I say? I don't know what to share about my summer. I'm really scared to speak in front of my class. What if everyone laughs at me? I hate speaking in front of everyone. What should I do?" *(William kneels by his desk and prays.)*

William: *(praying)* "Dear God, please help me, I'm scared. Please give me the courage to speak in front of my class and let me think of something to say."

**Example 8** *(Two girls, Sarah and Betty, are outside. Betty has a bike. Sarah is approaching Betty and she waves. Betty, wearing a helmet, is standing next to her new bicycle.)*

Sarah: "Hi Betty. What are you doing?"

Betty: "I'm learning to ride my new bike. Sarah, you know how to ride a bike. Can you teach me?"

*(Sarah is speaking to Betty next to Betty's new bike. Fill in the blank with what Sarah should say.)*

Sarah: \_\_\_\_\_

## 2

### Give of Our Best

**Objective:** To understand the importance of serving the Lord with our gifts.

#### Materials

- Activity templates
- Scissors
- Glue

#### Instructions

1. The Bible is full of characters who offered their special gifts to God and God's people. Cut out the gifts from the sheet in front of you, and paste them into the box of the character that offered this special gift. Turn to the Bible passage for answers.


- Miriam (Ex 15:20): Miriam was Moses' sister. After the Israelites crossed the Red Sea, she picked up her timbrel and led the women in song and dance, praising the Lord.
- David (1 Sam 17:50): David used his skills with the sling and stone to defeat Goliath, a Philistine.
- Dorcas (Acts 9:36-39): Dorcas used her sewing skills to make clothes for those in need.
- Moses (Ex 4:17): Moses performed great miracles using his shepherd's staff.
- Mary (Jn 12:3): Mary took a jar of very expensive pure nard to anoint the feet of Jesus.
- Little boy (Jn 6:9): A little boy offered five loaves of bread and two fish to Jesus, which He used to feed five thousand people.
- Abel (Gen 4:4): Abel offered the firstborn of his flock to God.
- Hannah (1 Sam 1:24, 28): Hannah offered her son Samuel to serve in the temple.

2. On another piece of paper, draw the special gift that you want to offer to the Lord.


### HOMWORK ANSWER KEY

1. snake, leprosy, blood
2. False; He spoke to him from a burning bush.
3. False; He sent his brother, Aaron.
4. False; he doubted his abilities.
5. True
6. He felt that he was slow of speech.
7. Moses doubted himself and did not have faith in God.
8. "So the Lord said to him, 'Who has made man's mouth? Or who makes the mute, the deaf, the seeing, or the blind? Have not I, the Lord? Now therefore, go, and I will be with your mouth and teach you what you shall say.'" (Ex 4:11-12).
9. "And you shall be holy to Me, for I the Lord am holy, and have separated you from the peoples, that you should be Mine" (Lev 20:26).
10. "I can do all things through Christ who strengthens me." (Philippians 4:13)


# Give of Our Best




Mary






Little Boy



Abel

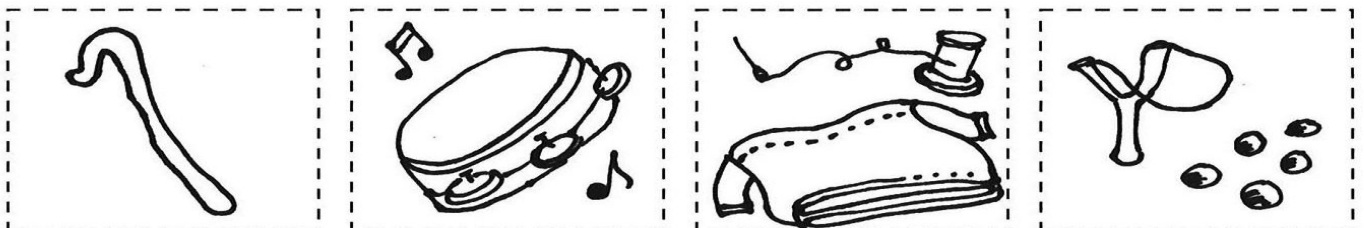




Hannah





# Give of Our Best



## E1 Year 1 Book 3 Lesson 1—Moses and the Burning Bush

# Homework Assignment

Name: \_\_\_\_\_ Parent signature: \_\_\_\_\_ Date: \_\_\_\_\_

**Bible Truths:** 1. God is holy and where He is, it is holy.  
 2. God wants us to serve Him, and He has given us the gifts to do so.

**Lesson Objectives:** 1. To understand that we must use our gifts and talents to serve God and our brothers and sisters.  
 2. To recognize that God will give us the necessary gifts and powers to accomplish the work He wishes us to do.  
 3. To realize that God has a purpose for every one of us.

**Bible Reading:** Please put a checkmark in the space when you complete the reading each day.

**Prayer:** Please put a checkmark in the space on the days you prayed to God.

	Sun	Mon	Tue	Wed	Thu	Fri	Sat
Bible Reading							
Prayer							

## Memory Verse

Please write down this week's memory verse.

(Deuteronomy 10:12b)

---



---

## What I Learned from the Bible This Week

1. \_\_\_\_\_
2. \_\_\_\_\_
3. \_\_\_\_\_

# Homework Assignment

*Understanding What You Have Learned*

## Multiple Choice

1. God told Moses to perform three miracles if the Israelites did not believe that God had sent him to free them from the Egyptians. Circle the correct answers for the three miracles:
  - a. Moses' staff turned into a (lizard / snake / worm).
  - b. Moses hand became white with (leprosy / snow / fur).
  - c. The water turned to (wine / grape juice / blood).

## True or False

2. God spoke to Moses from a burning house. \_\_\_\_\_
3. God sent Daniel to help Moses. \_\_\_\_\_
4. Moses was very excited to do the job that God gave him. \_\_\_\_\_
5. God told Moses to tell the people, "The one whose name is 'I Am' has sent you." \_\_\_\_\_

## Short Answer

6. Why did Moses refuse the job God had given him?

---

7. Why was God angry with Moses?

---

## Fill In the Blank

seeing	say	deaf	mouth	blind	mute	mouth
--------	-----	------	-------	-------	------	-------

8. "So the Lord said to him, 'Who has made man's \_\_\_\_\_? Or who makes the \_\_\_\_\_, the \_\_\_\_\_, the \_\_\_\_\_ or the \_\_\_\_\_? Have not I, the Lord? Now therefore, go, and I will be with your \_\_\_\_\_ and teach you what you shall \_\_\_\_\_'" (Ex 4:11-12).

separated	holy	Lord	peoples	Mine
-----------	------	------	---------	------

9. "And you shall be \_\_\_\_\_ to Me, for I the \_\_\_\_\_ am holy, and have \_\_\_\_\_ you from the \_\_\_\_\_, that you should be \_\_\_\_\_" (Lev 20:26).

## Bible Verse

10. Write out Philippians 4:13.

---

# LESSON 2

## STUBBORN PHARAOH

### BEFORE YOU TEACH

#### The Plagues

The ancient Egyptians worshiped many gods: the gods of the Nile, the crops, the sun, the weather, and the animals. God demonstrated His power and the impotence of the Egyptians gods by bringing the ten plagues on Egypt. In fact, these plagues were miracles used by God to inspire awe in both Hebrews and Egyptians. They also demonstrated to Pharaoh and the Egyptians that the God of the Hebrews was the one and only God, and that He would defend His people.

#### Order of the Plagues

##### The First Plague: Water Turns to Blood (Ex 7:14-25)

All the water in Egypt—from the water in buckets and jars to the Nile River—turned into blood, causing all the fish to die and creating a terrible stench.

##### The Second Plague: Frogs (Ex 8:1-15)

Frogs left the streams, rivers, and ponds and infested the land of Egypt. They even entered into people's houses.

##### The Third Plague: Lice (Ex 8:16-19)

All the dust of the land became lice and tormented the people and animals of Egypt.

##### The Fourth Plague: Flies (Ex 8:20-32)

Thick swarms of flies covered Egypt and plagued the Egyptians' houses, but they did not enter the land of Goshen where the Israelites lived.

##### The Fifth Plague: Disease of the Livestock (Ex 9:1-7)

Pestilence killed the horses, donkeys, camels, oxen, sheep and belonging to the Egyptians. Those of the Israelites were unharmed.

##### The Sixth Plague: Boils (Ex 9:8-12)

Festering boils broke out on all the Egyptians and their animals.

##### The Seventh Plague: Hail (Ex 9:13-35)

Large and heavy hail rained down on Egypt, destroying and killing any man, animal, and crop out in the field. But hail did not fall on the land of Goshen where the Israelites lived.

##### The Eighth Plague: Locusts (Ex 10:1-20)

Swarms of locusts invaded Egypt, covering the ground and devouring the crops that survived the hail.

### BIBLE TEXT

Exodus 5:1-12:42

### BIBLE TRUTHS

1. If we insist on our own way and refuse to yield to God's will, there will be negative consequences. God does not tolerate rebellion.
2. God protects those who worship Him.

### LESSON OBJECTIVES

1. To be able to submit to God and obey His commands.
2. To ask God to remove a hard and disobedient heart.
3. To fear God as well as listen and store His words in our heart.

### MEMORY VERSE

"Be swift to hear, slow to speak."

(James 1:19b)

### PRAYER

In the name of the Lord Jesus Christ, we pray. Our heavenly Father, You love us very much; You have kept us safe and have brought us here to learn Your words. Please open our hearts so we can understand and be Your obedient children. May all the glory be Yours! Hallelujah! Amen.

The Ninth Plague: Darkness (Ex 10:21-29)

Darkness descended on Egypt for three days, but the Israelites in Goshen had light.

The Tenth Plague: Death of the Firstborn

(Ex 11:1-10; 12:1-30)

God killed all the firstborn children and livestock in Egypt. God spared the Israelites because they celebrated the Passover. Pharaoh finally released the Israelites.

**Pharaoh**

Pharaoh was the title for the ruler of Egypt. The ancient Egyptians believed the pharaoh was a god. He owned all the lands and the people. He also commanded Egypt's army. Over time, the pharaohs eventually lost their power and served as figureheads while their officials governed Egypt.

---

## UNDERSTANDING YOUR STUDENTS

---

Explain to students that being stubborn means fixating on our own opinions and refusing to allow someone else to help us. For example, we may refuse to listen to our parents, teachers, and pastors.

All human beings are stubborn to different degrees. Stubbornness is a quality that does not please God. Pharaoh was stubborn because he refused to listen to the Lord and prevented the Israelites from leaving Egypt. Help your students understand that submission is the opposite

of stubbornness.

Submission means giving up our own desires and obeying another person. Ask the students to think of people they should submit to: parents, teachers, pastors, and mostly God. Peter said, "Likewise you younger people, submit yourselves to your elders. Yes, all of you be submissive to one another, and be clothed with humility, for 'God resists the proud, but gives grace to the humble'" (1 Pet 5:5).

### VOCABULARY

**stubborn:** unyielding; not submitting; demanding your own way

**plague:** a disaster that happens and causes harm

**boils:** red, pus-filled lumps that are tender, warm, and extremely painful

**firstborn:** the first one to be born, i.e., the oldest child in the family

**lice:** small, biting, wingless insects

**locusts:** similar to grasshoppers with long hind legs and sharp razor-like teeth; locusts often migrate in big swarms that devour vegetation and crops

**hail:** pellets or balls of ice that fall from the sky during thunderstorms

### REVIEW

Last week, we learned about a very special job that God gave Moses. Do you remember what it was? It was to rescue the Israelites out of Egypt and bring them into a land flowing with milk and honey. This land was called Canaan.

Why did God want Moses to bring them out of Egypt? The Israelites lived terrible lives there; all day they were forced to do hard work and the Egyptians treated them cruelly. The Lord heard their cries and felt sorry for them. He used Moses to bring them out of Egypt.

Do you remember how Moses felt about the job that God gave him? Moses felt that he could not do it. He made many excuses, but God still chose him for this mission. Because God chose him, He gave Moses the skills and abilities to do the job. Today, we will learn what happened to Moses and Aaron when they appeared before Pharaoh, the king of Egypt.

## BIBLE STORY

### Moses and Aaron Go to the King of Egypt

Moses and Aaron went to Pharaoh, the king of Egypt, and told him, "The Lord God says: 'Let My people go, so they can honor Me with a feast in the desert.'"

But Pharaoh replied, "Who is this Lord? Why should I obey Him and let you and your people go? I do not know the Lord, and I will not let the people of Israel go!"

They answered, "The Lord, the God of the Hebrews, has appeared to us. Let us go so that we can offer sacrifices to Him. If you don't let us go, He may strike us all down with terrible troubles or with war."

Pharaoh said, "Moses and Aaron, why are you keeping these people from working? They need to get back to work!"

Pharaoh's heart was very hard and stubborn. What does it mean to have a stubborn and hard heart? [Allow students to answer.] Someone who has a heart that is stubborn and hard refuses to listen to others' ideas or opinions and insists on their own ideas.

Pharaoh wanted the Israelites to remain in Egypt as slaves. He did not care about God's will and insisted on his own plans.

Think of something that is hard. [Allow students to answer.] Rocks and stones are hard and they are not easily broken. It takes a lot of force to break them.

I am going to give each of you a stone that represents the Pharaoh's stubborn heart. I am also going to pass out a marshmallow. What's a marshmallow like? It is soft and sweet. It represents a submissive heart. We are submissive if we listen to others and do not insist on our own way. Only then are our hearts as soft and sweet as a marshmallow.

I am going to continue with the story, and we are going to see if Pharaoh hardened or softened his heart. If Pharaoh hardened his heart, lift up your stone. If he softened his heart, lift up your marshmallow.

### Bricks Without Straw

The Israelites were the Egyptians' slaves. They had to work through the day and into the night to build the Egyptians' palaces and cities.

The Israelites used bricks to build these structures. Do you know how the Israelites made bricks? They would mix sand, clay, water, and straw to form them. Then they would leave them in the sun to dry and harden.

Originally, Pharaoh gave the Israelites straw to make the bricks. But he didn't like what Moses and Aaron were telling him to do. He didn't want the people to be free. So he gave the Israelites more work. Pharaoh gave orders that none of the Israelites would have any straw. This meant that they would have to work even harder to make the bricks now because they were missing a material they needed. If they didn't make enough bricks each day, they would be beaten. The Israelites did not like this and

complained to Moses and Aaron for bringing them so much trouble.

### The Ten Plagues

When Moses saw that things were getting worse for God's people, he prayed to God and said, "Lord, why have You brought so much trouble on Your people? Ever since You told me to speak to Pharaoh, he has caused nothing but trouble for them. And You have not done a thing to help them!"

The Lord said to Moses, "Now you shall see what I will do to Pharaoh. For with a strong hand he will let the Israelites go, and with a strong hand he will drive them out of his land."

After this, the Lord brought ten terrible disasters, called plagues, upon the Egyptians to show them His great power. God used these plagues to punish Pharaoh and the Egyptians because they did not worship the true God. The plagues also demonstrated that the God of the Hebrews was the one true God.

#### 1. The Plague of Blood

Then God said to Moses, "Tell Aaron to take his rod and stretch out his hand over all the waters of Egypt so that they may become blood." So Moses and Aaron did what God asked.

The Nile is the world's longest river. It is approximately 4,130 miles long. Imagine this entire river turning into blood. God turned all the waters in Egypt into blood, including the waters in buckets, jars, ponds, canals, and streams. The Egyptians had no water for drinking, cooking, or bathing. The fish and other animals in the Nile River died and started to stink very badly. Pharaoh's magicians could also turn water into blood, but this was not from God's power. But because Pharaoh saw that his own magicians could do the same thing, he did not care that Aaron had turned water to blood. Did this make Pharaoh's heart hard or soft? [The students should raise their stones.] That is correct: Pharaoh hardened his heart and refused to let the Israelites leave Egypt, even after seeing this plague.

#### 2. The Plague of Frogs

Then the Lord spoke to Moses, "Tell Aaron to stretch out his hand with his rod over the streams, over the rivers, and over the ponds, and cause the frogs to come up on the land of Egypt." So Aaron stretched out his hand over the waters of Egypt, and the frogs came up and covered the land of Egypt.

Imagine frogs in your bed, in your food, in your oven, and in your clothes. The frogs croaked all the time and were everywhere. They were pests and no one in Egypt had any peace. The frogs annoyed the Pharaoh so much that he told Moses he would let the Israelites go if Moses

would get rid of the frogs. So Moses and Aaron prayed to the Lord and the Lord caused the frogs to die. Afterwards, what do you think happened to Pharaoh's heart? [Allow the students to show the answer.] That is correct: Pharaoh hardened his heart and did not allow the Israelites to leave Egypt because there were no more frogs to deal with.

### 3. The Plague of Lice

Then the Lord said to Moses, "Tell Aaron to stretch out his staff and strike the dust on the ground. Then throughout the land of Egypt the dust will become lice." So they did this, and all the dust throughout the land of Egypt became lice. Lice are small, wingless insects that travel from host to host, biting them. When they bite you, your skin will itch.

The lice were everywhere, biting people and animals. This made everyone in Egypt miserable. When the magicians tried to summon lice by using their secret tricks, they could not. The magicians said to Pharaoh, "This is the finger of God." Even the magicians realized that God was the reason why this happened. But do you think Pharaoh let the Israelites go? [Students can pick up their stones again to show their answers.] No, the Pharaoh's heart was still as hard as stone and he would not release the Israelites.

### 4. The Plague of Flies

Next, God caused flies to swarm all over the Egyptians, but amazingly there were no flies where the Israelites lived. Again, Pharaoh asked Moses to pray to God and have God remove the flies. Pharaoh promised Moses he would let the Israelites leave Egypt if he did so. After the flies left, what did Pharaoh do? [Students should raise a stone or marshmallow as their choice.] Again, Pharaoh hardened his heart and refused to let the Israelites leave.

### 5. The Plague of Disease of the Livestock

Then God caused all the livestock that belonged to the Egyptians to die of disease. Not one of the horses, donkeys, camels, oxen, sheep, or other livestock survived.

What did this do to the lives of the Egyptians? With all these animals dead, the Egyptians did not have any horses to ride, any cows to milk or eat, any oxen to pull carts or plows, or any camels to carry things across the desert. But God protected the Israelites so that not one animal belonging to the Israelites died. What did Pharaoh do with his heart when he saw all the dead livestock? [Have the students raise a stone or marshmallow.] Again, Pharaoh hardened his heart.

### 6. The Plague of Boils

After this, the Lord said to Moses and Aaron, "Take handfuls of ashes from a furnace, and let Moses scatter it toward the heavens before Pharaoh. Then it will become fine dust in all the land of Egypt, and it will cause boils that break out in sores on man and animals throughout the land."

Does anyone know what boils are? Boils are skin infections that form red, tender bumps. They are painful and full of pus. Pharaoh's magicians were covered with so many boils that they did not dare to appear before Moses. Did Pharaoh harden or soften his heart after seeing this sixth plague? [Have the students raise up a stone or marshmallow.] Pharaoh continued to harden his heart.

### 7. The Plague of Hail

Next, God told Moses to stretch out his staff toward the sky. What do you think fell from the sky? God sent thunder and hail upon all of Egypt. It was the worst storm they had ever had. Hail is ice that falls from the sky. Hail stones can be small or large, but they are always hard. People and animals can be killed, and vegetables are destroyed if they are hit by large hail stones. And that was what happened to the Egyptians and their livestock that were out in the field during the hailstorm. Pharaoh asked Moses to pray to God and stop the hail. Moses did so. But what happened to Pharaoh's heart once the hail stopped falling? [Have the students raise the marshmallow or stone.] Pharaoh remained stubborn and refused to let the people go.

### 8. The Plague of Locusts

The Lord then told Moses to stretch out his staff over the land of Egypt. God caused swarms of locusts to invade the land of Egypt. What is a locust? A locust is like a grasshopper, with strong hind legs and very sharp teeth. They fly in great numbers called swarms and, if there are enough of them, they can cover the entire ground. With their sharp teeth, locusts can eat through the crops in the fields and the fruit on the trees. When Pharaoh saw the land ruined by the locusts, he quickly promised that he would let the people go if the locusts were removed, but did he? Pharaoh again refused to let the Israelites leave.

### 9. The Plague of Darkness

The Lord said to Moses, "Stretch out your hand toward heaven, that there may be darkness over the land of Egypt." So Moses stretched out his hand toward heaven, and there was darkness for three days. But in the land where the Israelites lived, there was light.

The darkness that God sent to Egypt was so dark that no one could see. It was so dark the Egyptians were too scared to leave their houses. The Bible even said the darkness could be "felt." Have you been in a place that was so dark, you could not see anyone or anything? [Note: The teacher can turn off the light and ask the students to close their eyes to give them a sense of darkness.] How did you feel? Just now we switched off the lights for only a brief moment, but imagine how terrible it was for the Egyptians to be in deep darkness for three whole days. The amazing thing was that the Israelites had plenty of light and did not live in the darkness.

What did Pharaoh do once the darkness left Egypt? [Have the students raise the stone or marshmallow.] Pharaoh hardened his heart and was unwilling to let the people go.

#### 10. The Death of the Firstborn

What do you think it would take for Pharaoh to let the people go? God knew that if He took away what Pharaoh loved most, Pharaoh would soften his heart and allow the people to go. So God allowed the last plague to be the most terrible plague: the death of all firstborn children throughout Egypt. That night, God not only killed the oldest child in Pharaoh's family, but also the oldest child in every Egyptian family. From the firstborn of the king to the firstborn of every prisoner in jail, God spared no Egyptian. He also killed every firstborn animal that belonged to the Egyptians. The Bible recorded that there was "a great cry in Egypt" because the Egyptians cried and mourned over

the death of their children. After his firstborn died, did Pharaoh harden or soften his heart? [Students may raise the stone or marshmallow.] Pharaoh finally softened his heart and allowed the Israelites to leave Egypt.

#### **The Israelites Leave Egypt**

Only after the tenth and most terrible plague did Pharaoh order the Israelites to leave. That night, about 600,000 Israelites, not counting women and children, left Egypt. They also took a lot of sheep, goats, and oxen. It was a very important night because on that night, after 430 years as slaves in Egypt, all of the Lord's people left Egypt as free people. On that night, the Lord kept close watch over His people as they left Egypt.

Each year, the people of Israel remember this special day to honor the Lord for His amazing power over the Egyptians and to remember how much God loved His people by bringing them out of Egypt.

### CHECK FOR UNDERSTANDING

1. Pharaoh forced the Israelites to make bricks without \_\_\_\_\_ (straw).
2. Pharaoh freed the Israelites right away when Moses and Aaron asked him to release them. False.
3. Why did God send the plagues? To convince Pharaoh and the Egyptians that He was God.
4. Why did God spare the Israelites? To prove that they were special to God, and that He would protect those who worship Him.
5. How many plagues did God send on the Egyptians? Ten.
6. Who suffered from the plagues? The Egyptians, their animals, and their crops.
7. Name as many plagues as you can.
  - a. Water to blood
  - b. Frogs
  - c. Lice
  - d. Flies
  - e. Disease of the livestock
  - f. Boils
  - g. Hail
  - h. Locusts
  - i. Darkness
  - j. Death of the firstborn
8. How did the Egyptians feel when the plagues struck? The Egyptians were thirsty, hungry, sick, and miserable.
9. How did the Israelites feel to be spared of the plagues? They were thankful and glad.

### MEMORY VERSE PRACTICE

Please reinforce the memory verse every week.  
You can practice the memory verse with your students anytime during class.

**"Be swift to hear, slow to speak." (James 1:19b)**



## SPIRITUAL TEACHING & LIFE APPLICATION

1. Why did Pharaoh prevent the Israelites from leaving Egypt? [Allow students to answer.] Are there things we refuse to change or give up that prevent us from listening to God? Maybe it's spending too much time playing video games or watching television. These can take away the time we spend with God in prayer or Bible reading. What can we do to spend more time with God on our own and as a family?
2. When the Israelites cried out to God, He remembered them and sent Moses to perform the ten plagues and to eventually lead them out of Egypt. God loved and cared for His people so that they did not experience any of the plagues the Egyptians faced. What can we learn about how God treats those who fear and worship Him? In what ways has God shown His love to us?
3. Pharaoh's heart was hard and stubborn and he refused to listen to God and let His people go. How would you describe your heart? Is it hard like a stone or is it soft like a marshmallow? If you find that your heart is hard, how can you make it soft to listen to God's words and to obey God and others (e.g., parents and teachers)?
4. Read the selected verses below:
  - a. Ezekiel 36:26
  - b. Proverbs 28:14
  - c. Job 22:22; Psalm 40:8
  - d. Psalm 51:10

What does the Bible teach us about removing a hard, disobedient heart? We were made in the image of God to reflect His glory in the world. Jesus is the true image of God who reflects God's glory. Our goal is to become more like Jesus so that we reflect God's glory. The only way we can change is to examine our hearts every day. God is willing to change us. He can help us with our circumstances and struggles, but sin is caused by the thoughts and desires of our hearts. Therefore, we must repent and ask God to remove a hard and disobedient heart. We need to fear God, ask God to remove the sins in our heart, listen and store His words in our heart, and pray and ask God to transform our heart through the power of the Holy Spirit.

## ACTIVITIES

1

### Ten Plagues Collage

**Objective:** To remind students of the ten plagues.

#### Materials

- Old nature or outdoor magazines, or pictures printed from the Internet
- Poster board
- Crayons
- Glue
- Scissors

#### Instructions

On each piece of poster board, draw and number 10 boxes (1 for each plague). List the 10 plagues on the board in the order they occurred.

1. Have students work individually or in pairs.
2. Give each student/pair a piece of poster board with the 10 squares already drawn.
3. Let students leaf through the magazines or pictures to find a picture that represents each of the 10 plagues. Cut out the pictures.
4. Have students glue their pictures into the corresponding boxes.
5. The students may decorate their collage with crayons.

2

## Out of Egypt


**Objective:** To remind students of the ten plagues.

# Out of Egypt



Help Moses and the Israelites leave Egypt by following the plagues.  
Circle the correct plague when you reach its number the maze.

- |                |   |
|----------------|---|
| First plague:  | water to blood / water to wine            |
| Second plague: | snakes / frogs                            |
| Third plague:  | lice / spiders                            |
| Fourth plague: | dragonflies / flies                       |
| Fifth plague:  | death of firstborn / disease of livestock |



- |                 |  |
|-----------------|--|
| Sixth plague:   | boils / leprosy                                |
| Seventh plague: | snow / hail                                    |
| Eighth plague:  | locusts / snails                               |
| Ninth plague:   | light / darkness                               |
| Tenth plague:   | death of firstborn /<br>death of all Egyptians |

## 3

**The First Plague: Water Turns to Blood / Optional activity****Objective:** To illustrate the effects of the first plague.**Ingredients**

- 1 box of red-colored Jell-O (i.e., cherry, strawberry, etc.)
- Gummy fish/worms
- 1 can of fruit cocktail, drained well
- Small glass bowl

**Instructions**

1. Make the Jell-O according to the instructions on the package.
2. Put the drained fruit cocktail in the bottom of the bowl and pour the Jell-O over the fruit cocktail. Place the bowl into the refrigerator to set. To set the Jell-O quickly, you may add ice, and/or put the bowl into the freezer.
3. When partially thickened, take the bowl out and add gummy fish.
4. Keep refrigerated until ready to serve.
5. You may want to make this in advance, prior to the lesson, so that the Jell-O has time to set.

**HOMEWORK ANSWER KEY**

1. To show His mighty power and to punish Pharaoh and the Egyptians for worshipping false gods.
2. We need to fear God, ask God to remove the sins in our heart, listen and store His words in our heart, and pray and ask God to transform our heart through the power of the Holy Spirit.
3. A
4. C
5. C
6. True
7. False; the ten plagues only struck the Egyptians.
8. True
9. Plague 5 - Death of livestock  
Plague 8 - Locusts  
Plague 3 - Lice  
Plague 10 - Death of firstborn  
Plague 1 - Water turned to blood  
Plague 4 - Flies  
Plague 9 - Darkness  
Plague 7 - Hail  
Plague 6 - Boils  
Plague 2 - Frogs
10. "I will give you a new heart and put a new spirit within you; I will take the heart of stone out of your flesh and give you a heart of flesh." (Ezekiel 36:26)

## E1 Year 1 Book 3 Lesson 2—Stubborn Pharaoh

# Homework Assignment

Name: \_\_\_\_\_ Parent signature: \_\_\_\_\_ Date: \_\_\_\_\_

**Bible Truths:** 1. If we insist on our own way and refuse to yield to God's will, there will be negative consequences.  
 God does not tolerate rebellion.  
 2. God protects those who worship Him.

**Lesson Objectives:** 1. To be able to submit to God and obey His commands.  
 2. To ask God to remove a hard and disobedient heart.  
 3. To fear God as well as listen and store His words in our heart.

**Bible Reading:** Please put a checkmark in the space when you complete the reading each day.

**Prayer:** Please put a checkmark in the space on the days you prayed to God.

	Sun	Mon	Tue	Wed	Thu	Fri	Sat
Bible Reading							
Prayer							

## Memory Verse

Please write down this week's memory verse.

(James 1:19b)

---



---

## What I Learned from the Bible This Week

1. \_\_\_\_\_
2. \_\_\_\_\_
3. \_\_\_\_\_

# Homework Assignment

*Understanding What You Have Learned*

## Short Answer

1. Why did God punish Pharaoh and the Egyptians with the ten plagues?

---

2. How can we avoid having a hard heart like Pharaoh?

---

## Multiple Choice

3. \_\_\_\_\_ : In Egypt, the Israelites were \_\_\_\_\_.
- a. Slaves
  - b. Masters
  - c. Builders
4. \_\_\_\_\_ : How many years did the Israelites serve as slaves in Egypt?
- a. 130
  - b. 330
  - c. 430
5. \_\_\_\_\_ : Whose firstborn died when the tenth plague struck Egypt?
- a. Pharaoh's family only
  - b. Pharaoh's and the magicians' families
  - c. Pharaoh's family and all of the Egyptian families

## True or False

6. After Moses and Aaron spoke to Pharaoh, the Israelite slaves were ordered to find and gather their own straw, but they still had to make the same number of bricks as before. \_\_\_\_\_
7. The ten plagues struck both the Egyptians and the Israelites. \_\_\_\_\_
8. The Egyptian magicians were unable to perform all the miracles that Moses performed. \_\_\_\_\_

9. Draw a line to match up the number with the correct plague.

Plague 5	Death of firstborn
Plague 8	Water turned to blood
Plague 3	Hail
Plague 10	Lice
Plague 1	Death of livestock
Plague 4	Locusts
Plague 9	Frogs
Plague 7	Darkness
Plague 6	Boils
Plague 2	Flies

**Bible Verse**

10. Copy Ezekiel 36:26. Ask God to change our heart of stone into a heart of flesh that is obedient to Him.

---

**Life Application**

Jesus sacrificed Himself as the Passover lamb for us. What are five ways you can show that you are thankful for His loving sacrifice?

1. \_\_\_\_\_

2. \_\_\_\_\_

3. \_\_\_\_\_

4. \_\_\_\_\_

5. \_\_\_\_\_

# LESSON 3

## THE PASSOVER

### BEFORE YOU TEACH

#### The Passover Lamb

The Passover refers to the offering sacrificed for the exemption of the Hebrew slaves from God's tenth plague upon Egypt (the death of the firstborn). It was a manifestation of God's protection, mercy, and deliverance.

The Passover lamb was a prefiguration of the Lord Jesus, who would come to deliver humanity from sin and eternal death (Jn 1:29; 1 Cor 5:7b). The sacrificial lamb (representing Jesus) had to be without blemish, whole, and without any broken bones (Ex 12:5, 46; Jn 19:36).

#### Leaven

Leaven or yeast is a cooking ingredient that causes dough to ferment and rise. In a spiritual context, leaven represents sin, corruption, malice, wickedness, and hypocrisy (Mt 16:12; Lk 12:1). In the Old Testament times, leaven could not be part of offerings (Lev 2:4-5; 7:12; 10:12). Today, we are called to eliminate all spiritual yeast and replace it with "the unleavened bread of sincerity and truth" (1 Cor 5:8).

#### Holy Communion

Today, we no longer celebrate the Passover. Instead, we periodically participate in the Holy Communion in remembrance of Jesus' sacrifice for our sins (Lk 22:17-20; 1 Cor 11:23-25). Through the Holy Spirit, the grape juice is transformed into the Lord's blood, while the unleavened bread is transformed into the Lord's body.

### UNDERSTANDING YOUR STUDENTS

Students at this age are quite simple and straightforward in their thinking. They may not readily recognize relationships between events that occurred during different periods of time. They may also have some difficulty understanding the concepts of symbolism and prefiguration.

As teachers, our aim is to help them see the wonderful plan of salvation that is prophesied in the Old Testament and fulfilled in the New Testament. In order to demonstrate the flow of events, we must explain connections between characters, objects, and events in both sections of the Bible. Although some of these concepts may be abstract, we can make use of the students' imaginations to help them grasp the main ideas.

### BIBLE TEXT

Exodus 12:1-28; 43-50

### BIBLE TRUTH

The Passover lamb sacrificed in the Old Testament was a prefiguration (representation) of Jesus.

### LESSON OBJECTIVES

1. To understand why the Passover was established in the Old Testament.
2. To understand that the Passover lamb represented the Lord Jesus.
3. To understand the meaning of Holy Communion.

### MEMORY VERSE

"For indeed Christ, our Passover, was sacrificed for us."

(1 Corinthians 5:7b)

### PRAYER

In the name of the Lord Jesus Christ, we pray. Loving, heavenly Father, we thank You for letting us come together to learn about the Passover. In today's lesson, please help us understand how the Israelites celebrated Passover, and how the Passover Lamb represents You. Also, help us learn why it is important to remember Your sacrifice by participating in the Holy Communion. Please open our minds and hearts so we can store Your wonderful words. Hallelujah! Amen.

## VOCABULARY

**firstborn:** the first child born into a family  
**blemish:** mark, flaw, imperfection  
**sacrifice:** to give up something, such as your life  
**unleavened:** without yeast or leaven  
**bitter:** acid or sour taste  
**memorial:** reminder, monument, commemoration  
**feast:** celebration  
**hyssop:** a type of plant  
**circumcise:** to remove the prepuce of (a male), esp. as a religious rite  
**foreigner:** a person from a foreign country, region, or tribe  
**native:** a person born in the local country, region, or tribe  
**congregation:** church members, baptized members

## REVIEW

Boys and girls, last week we talked about the different plagues that God sent on the Egyptians. Moses and Aaron had come before Pharaoh many times to ask him to let the Israelites leave, but he would not listen.

In total, God sent ten plagues. With your fingers, show me how many of the plagues you remember. What were some of these plague? [Call on three or four students and list the answers on the board.] You all have very good memories! The plagues included blood, frogs, lice, flies, disease of livestock, boils, hail, locusts, and darkness. The tenth plague was the death of all the firstborn children and animals in Egypt. The firstborn is the first son. Why would God send these plagues on Egypt? God sent the plagues to show His power, to judge against the Egyptian idols, and to convince Pharaoh to let His chosen people go.

## BIBLE STORY

### The Passover

To prepare God's people for the plague of the firstborn, God told Moses and Aaron how everyone should prepare for the Passover. Boys and girls, can you guess why this feast or celebration was called the Passover? Let's think of the word "Passover." It is made up of two words: "pass" and "over." [Write the two words on the board.] Are you wondering who was passing over what? Well, let's continue with our story and we will find out soon.

[Put the picture "Lamb" on the board. Please refer to the end of this lesson.] Each family had to get a male lamb that was without blemish. Blemishes are marks or flaws, like a broken leg or some type of illness. If the family was very small, they could share one lamb with their neighbors. The lamb was killed (sacrificed) on the fourteenth day of the first month. As a sacrifice, the lamb had to give up its life. [Put the picture "Blood on the Door" on the board.] They had to use a hyssop plant to put blood on the door. The lamb's blood had to be put on the three sides of the doorframe. It went on the two side doorposts and on the top beam. [Point to the corresponding areas on the picture.] Nobody could leave the house until the morning.

The blood on the doors would be a sign for God to "pass over" their homes during the night. When God passed over, the plague on the firstborn would not hurt His chosen people, because the people who were inside the houses that had been marked with the blood of the lamb would be saved from death.

What do you think they did with the body of the lamb? They roasted the whole body in the fire. Do you know what roasting is? Roasting is cooking meat over an open fire until it is done.

### Unleavened Bread and Bitter Herbs

They also had to eat unleavened bread and bitter herbs. [Put the pictures of "Unleavened Bread" and "Bitter Herbs" on the board.] Do you notice anything special about the unleavened bread? We can see in the picture that unleavened bread is flat. That is because it does not have any leaven. Leaven is used in cooking to make dough rise. Leaven is used to make bread and cakes, and it causes them to be fluffy. Why was leaven not included in the Passover meal (and in other Old Testament offerings)? It is because leaven represents what is wicked and bad. Some



wicked things include lying, being a hypocrite (saying one thing but doing the opposite), or teaching false things about God. Having spiritual leaven makes a person wicked or evil. As children of God, we should not let wickedness be a part of our words or actions. Instead, we should be honest with our words, and kind with our actions.

From the fourteenth day of the first month, the Israelites had to celebrate the Feast of Unleavened Bread for seven days. They had to keep it as a spiritual convocation and focus on worshipping God. They could not work during the first and seventh day, except to prepare food. They had to eat the unleavened bread for seven days. They could not have any leaven in their homes during that time. How were God's people told to eat the Passover meal? [Put the picture of "Passover Attire" on the board.] They had to wear belts on their waists [point to the belt], sandals on their feet, and keep their staffs in their hands [point to the staff]. Boys and girls, isn't it interesting that they had to wear all these things just so they could eat the Passover meal? One reason that they had to do this was to remember that their home was not in Egypt. They had to be ready to go to the land that God would give them after saving them from Pharaoh. Like the Israelites, we also need to remember that this world is not our home. Our home is in heaven, which God has promised to those who obey Him and are saved. The Israelites also had to eat the meal quickly. The families had to eat everything in their homes during the night, and whatever they could not finish had to be burned with fire.

During the night, the Lord killed the firstborn children and animals of the Egyptians. He passed over the houses of the Israelites, which were marked with the lambs' blood on the door. The Lord told the people to keep the Passover in the future as a memorial for all the generations. A memorial is a celebration or a thing (such as a statue) that reminds us of something.

Can you guess what the Passover would remind them of? The Passover would remind God's people that He was merciful and powerful, and that He had saved them from the plague of the firstborn in Egypt. They would remember God's great works even when they came into the land God had promised them. They would tell their children the story of God's Passover.

Who could eat the Passover meal? It depended on whether or not they had received circumcision. Boys and girls, do any of you know what circumcision is or what it is for? Only boys had circumcision. To circumcise is to cut away a small part of the skin in a boy's private area. Even though circumcision was painful, this was God's way to help His people be separated from other groups and be holy. Circumcision showed that there was a promise or covenant between God and His people.

### **The Passover Lamb Represents the Lord Jesus**

Why is it important for us to learn about the Passover? Do we celebrate the Passover today? The Passover is

important because it reminds us that God saved His people from death through the blood of a lamb. The Passover lamb represents the Lord Jesus. He sacrificed His life for us. It is through His sacrifice and His blood that our sins are washed away. Because Jesus became our Passover lamb, we are saved from eternal death. Today, we partake of the Holy Communion instead of the Passover. Through the Holy Spirit, the grape juice and the unleavened bread are spiritualized and become Jesus' blood and body. Just like the believers ate of the Passover lamb, today the baptized believers eat of the Holy Communion, both of which represent the body of Christ. Can someone partake of the Holy Communion if they have not been baptized? No. That's right! They have to be baptized first so their sins can be washed away. Then, they will be pure and they can be a part of Jesus' body through the Holy Communion.

### **The Holy Communion**

Now that we know that the Holy Communion is our Passover today, what kind of attitude should we have before we eat and drink of it? We should repent of any sins. Maybe we lied, or we acted badly when we were angry, or we disobeyed our parents. Some believers that sinned against God and did not repent quickly before they took of the Holy Communion got very sick or even died. God does not like when we are still holding on to our sin. If we do not repent, we are eating our own sins during Holy Communion. This is why it is very, very important for us to ask the Lord Jesus to forgive us for these sins. We should also make a promise not to make the same mistakes again.

Another thing we should remember before eating and drinking of the Holy Communion is to be humble and thankful. We need to remember that Jesus suffered a lot and gave His life up for us so we could have eternal life. Because of His love and His sacrifice, we need to praise Him with our words and please Him with our actions. We should thank God for each and every one of the blessings He has given us. We can also make a promise to be better Christians by helping others and obeying God's commandments. God will be very pleased if we have this attitude when we prepare to take the Holy Communion.

### CHECK FOR UNDERSTANDING

1. **What was the last (tenth) plague to come upon Egypt?** The plague of the death of the firstborn.
2. **What does the Passover commemorate?** The Lord passing over the homes that were marked with the blood of a lamb.
3. **What type of animal had to be sacrificed for Passover?** A male lamb without blemish or broken bones.
4. **What did the Israelites have to do with the blood of the lamb?** Using hyssop, they had to put the blood on the doorposts and the door beam.
5. **The bread they ate had to be unleavened. What did leaven represent?** Wickedness and evil.
6. **How were they to eat the Passover meal?** Quickly, while wearing a belt, sandals, and holding a staff in their hands.
7. **Who could eat of the Passover meal?** The Israelites and their guests, but only if they had been circumcised.
8. **Why was the Passover a memorial celebration?** It reminded the Israelites of God's power and mercy, and how He had saved them from death in Egypt.
9. **Who did the Passover lamb represent?** Jesus Christ.
10. **What do we celebrate today instead of the Passover?** The Holy Communion.

### MEMORY VERSE PRACTICE

Please reinforce the memory verse every week.  
You can practice the memory verse with your students anytime during class.

**"For indeed Christ, our Passover, was sacrificed for us." (1 Corinthians 5:7b)**

### SPIRITUAL TEACHING & LIFE APPLICATION

**Jesus died on the cross as a Passover lamb so we could be saved.**

We can learn a great deal of spiritual teachings from the Passover.

1. They were to kill the lamb (Ex 12:6). This was to prophesize the death of Jesus Christ. The Lamb of God has been slain, crucified for the sins of the whole world.
2. They were to apply blood to the doorposts (Ex 12:7). Only the blood of Jesus Christ can cleanse our sins through water baptism. We are set free from the judgment and wrath of God that is to come upon the world. The blood, therefore, must be on the door of the Israelites.
3. For seven days, no yeast is to be found in your houses. And whoever eats anything with yeast in it must be cut off from the community of Israel, whether he is an alien or native-born (Ex 12:19). Yeast represents sin in our lives. Why would God use yeast to symbolize sin? [Show students a picture of a loaf of bread and unleavened bread.] The loaf of bread has yeast; that's what makes it rise and puff up. The unleavened bread has no yeast and so it is flatter. Sin acts in our lives, in many of the same ways that yeast works in a loaf of bread. Yeast causes bread to mold and decay from the inside out. If you leave a loaf of bread out for too long, what happens to it? It gets moldy. Leavened bread will eventually decay and rot because of the yeast within it. In the same way, sin has the power to cause our lives and our homes to decay and to rot. Sin destroys us, and that's why God hates sin.
4. They were to stay in the house (Ex 12:22). Verse 22 says, "And none of you shall go out of the door of his house until morning." This means that we are to stay in the church. We are to stay in fellowship with God and with our brothers and sisters in Christ. The church is the body of Jesus Christ. It is a house of prayer, exhortation, and encouragement. Also, when we partake of the Holy Communion, we must take it within the church, not outside.

5. Jesus was meek and obedient like a lamb, even when things were difficult. One way we can show our meekness and obedience is by doing what we are told without arguing or giving excuses. Jesus is watching and He is joyful when we are following His example.
6. Today, we partake of the Holy Communion instead of Passover. To prepare for the Holy Communion, we need to repent by praying and asking God to cleanse our heart. This way, we can be worthy to partake of His body and His blood. We should also have a thankful heart whenever we partake of the Holy Communion.

### Life Application

- Love God by praying to God and reading the Bible every day
- Repay God's love by being an obedient child to my parents
- Repay God's love by being a good helper at home, at school, and at church
- Repay God's love by being kind, gentle, loving, and patient
- Love God by telling others about Jesus; invite others to come to church

## HOMWORK ANSWER KEY

### Word Search

#### Horizontal (from top to bottom)

Passover, firstborn, leaven, plague, blood

#### Vertical (from left to right)

bitter herbs, staff, lamb, Jesus, belt

## ACTIVITIES

1

### Lamb of God

**Objective:** To remind students that Jesus is the Lamb of God.

### Materials

- Lamb picture (see "Lamb" at the end of this lesson for a sample)
- Markers/colored pencils
- Colorful cotton balls, white cotton balls
- Glue

### Preparations

1. Make enlarged copies of the lamb picture so that every student has their own sheet.
2. Place the cotton balls in two large bowls, one for the white ones and one for the colorful ones.
3. Prepare enough glue bottles for the students.

### Instructions

1. Discuss the characteristics of a lamb. List them on the board. Make the connection between the characteristics of a lamb and Jesus' characteristics.
2. Ask for suggestions on ways to follow Jesus' example of being like a lamb at home, at school, or at church.
3. Distribute the lamb pictures to the students and have students copy down the characteristics of a lamb onto the page.
4. Have students glue colorful or white cotton balls onto the body of the sheep to make its fur.
5. Students can also color the picture with markers or colored pencils.

**2****Holy Communion**

**Objective:** To remind students to have the right attitude when partaking of the Holy Communion.

**Materials**

- Oven/stove
- Baking pan/non-stick frying pan
- Flour
- Grapes
- Bowls (one for flour, one for grapes)
- Plates
- Blender
- Pitcher of water
- Cups


**Preparations**

1. Set out two work stations, one for the unleavened bread and one for the grape juice. For the unleavened bread station, place flour in a bowl, and have a pitcher of water. Prepare to heat an oven or a non-stick frying pan over a stove. If necessary, cover the table with plastic wrapping. For the grape juice station, wash the grapes and set them in a bowl. Set up a blender.
2. Depending on time, you may need to bake or cook some unleavened bread beforehand (since students may only have time to make the dough but not to bake or cook it).

**Instructions**

[Note: Explain to the students that this activity is only a representation, and not the actual sacrament.]

1. Divide the class into two groups and assign them to the work stations. Make sure that there is at least one teacher to supervise each work station.
2. For the unleavened bread, instruct students to mix the flour with a little bit of water. Then, they can knead the mixture until it becomes dough. The dough can then be placed on a pan or in the oven to be cooked or baked. [If time is limited, simply replace the raw dough with the cooked or baked unleavened bread you prepared beforehand.]
3. For the grape juice, instruct students to place the grapes inside the blender and liquefy the fruit.
4. Pray together to ask God to bless the bread and the juice. [Remind students to have the right attitudes before partaking of the unleavened bread. Tell them that this is the body of Jesus. God is a holy God and He knows everything that we think about, say, and do. If we have done anything wrong, we must repent and ask God to forgive our sins. Most importantly, we should ask God to give us the strength to overcome our weaknesses.]
5. Tear pieces of the unleavened bread and place on plates for each student.
6. Pour the juice into cups. Before distributing each cup, remind them that when we partake of the Holy Communion, this grape juice spiritually represents the blood of Jesus Christ. We must search our hearts and mind to see if we need to repent before partaking of it.
7. Distribute a cup to each student. After partaking of the bread and juice, clean up as a class.



Lamb



Blood on the Door



Loaf of  
Bread



Unleavened  
Bread



Bitter  
Herbs



Passover  
Attire

## E1 Year 1 Book 3 Lesson 3—The Passover

# Homework Assignment

Name: \_\_\_\_\_ Parent signature: \_\_\_\_\_ Date: \_\_\_\_\_

**Bible Truth:** The Passover lamb sacrificed in the Old Testament was a prefiguration (representation) of Jesus.

**Lesson Objectives:**

1. To understand why the Passover was established in the Old Testament.
2. To understand that the Passover lamb represented the Lord Jesus.
3. To understand the meaning of Holy Communion.

**Bible Reading:** Please put a checkmark in the space when you complete the reading each day.

**Prayer:** Please put a checkmark in the space on the days you prayed to God.

	Sun	Mon	Tue	Wed	Thu	Fri	Sat
Bible Reading							
Prayer							

### Memory Verse

Please write down this week's memory verse.

(1 Corinthians 5:7b)

---



---

### What I Learned from the Bible This Week

1. \_\_\_\_\_
2. \_\_\_\_\_
3. \_\_\_\_\_



# Homework Assignment

*Understanding What You Have Learned*

**Instructions:** Find these words in the word search.

Passover

Firstborn

Leaven

Plague

Blood

Bitter Herbs

Staff

Lamb

Jesus

Belt



## Life Application

Jesus sacrificed Himself as the Passover lamb for us. What are five ways you can show that you are thankful for His loving sacrifice?

1. \_\_\_\_\_
2. \_\_\_\_\_
3. \_\_\_\_\_
4. \_\_\_\_\_
5. \_\_\_\_\_

# LESSON 4

## CROSSING THE RED SEA

### BEFORE YOU TEACH

#### The Red Sea

English Bibles call the sea that God parted for the Israelites the “Red Sea.” The Hebrew words are *yam suph*, which mean “Sea of Reeds.” Many believe that the Sea of Reeds was a deep ancient lake north of the western arm of the modern Red Sea.

Parting the waters surely was an extraordinary miracle. The Israelites passed through on dry land, with a wall of water on both sides (Ex 14:22). When the Egyptians followed, the waters flowed back over the army. Every soldier Pharaoh had sent to recapture his Israelites slaves drowned.

Some scholars believe the Israelites did not cross the main body of the Red Sea, but rather one of the shallow lakes or marshes north of it that dried up at certain times of the year, or perhaps a smaller branch of the Red Sea where the water would have been shallow enough to wade across. But the Bible clearly states that the Lord caused the sea to go back by a strong east wind that night making the sea into dry land and dividing the waters. Also, the water was deep enough to cover the chariots (Ex 14:28). The God who created the earth and water performed a mighty miracle at exactly the right time to demonstrate His great power and love for His people.

#### War Chariots

War chariots each carried two people—one to drive and one to fight. These horse-drawn chariots each had a wood or leather cab placed over two wheels. These were the armored tanks of biblical times. As 600 Egyptian war chariots bore down on the helpless Israelites, God opened a way for the Israelites and they crossed the Red Sea to safety. As for the mighty Egyptian army, they were swept away when God caused the waters to return to their place.

#### Trust in God

Trapped against the sea, the Israelites faced the Egyptian army sweeping in for the kill. After watching God’s powerful hand deliver them from Egypt, their responses were fear, whining, and despair. Where was their trust in God? Israel had to learn from repeat experiences that God was able to provide for them. God has preserved these examples in the Bible so that we can learn to trust Him. By focusing on God’s faithfulness in the past, we can face crises with confidence rather than with fear and complaining.

This is the first instance of grumbling and complaining by the Israelites. Their lack of faith in God is startling. Yet how often do we find ourselves doing the same thing, complaining over inconveniences or discomforts?

### BIBLE TEXT

Exodus 13:17-14:31

### BIBLE TRUTHS

1. God is a powerful God.
2. God is with us in difficult times.

### LESSON OBJECTIVES

1. To rely on God because God is all-powerful.
2. To pray unceasingly for God’s guidance and to have faith in God.
3. To give thanks to God at all times.

### MEMORY VERSE

“I can do all things through Christ who strengthens me.”

(Philippians 4:13)

### PRAYER

In the name of the Lord Jesus Christ, we pray. Loving, heavenly Father, we thank You for letting us come together to learn about the crossing of the Red Sea. In today’s lesson, please help us realize how the Israelites overcame their difficulty by relying on You. Also, help us understand why it is important to remember what You have done for us. Please open our minds and hearts so we can store Your wonderful words. Hallelujah! Amen.

## UNDERSTANDING YOUR STUDENTS

Sometimes, one moment everything is just fine, and the next, everything is out of control. This was the case with the Israelites—everything was just fine when they were leaving Egypt, but soon the Egyptian soldiers were closing in on them and they were trapped at the Red Sea.

Your students may face problems like this that seem impossible to solve. In situations like these, they may wonder why something like this is happening to them. Doesn't God know what is happening? Why doesn't God do anything to stop it? When things get hard they begin to complain and forget something important about God. Nothing happens that is ever out of God's control. Perhaps

an earthquake or a hurricane struck and a whole city was destroyed. People they love may be injured in an accident or dying of a disease. Maybe their family is having a hard time because one or both parents have lost their jobs.

These difficult situations are hard to understand, but the Bible teaches us that God is sovereign. He is the ruler of all things, and He works things out according to His own plan. Nothing happens unless God, in His wisdom, allows it. Paul states in Ephesians, God "works all things according to the counsel of His will" (Eph 1:11b). We can't always understand why things happen, but we do know that God is in control.

### VOCABULARY

**miracle:** an event or action done by God that is totally amazing, wonderful, and unexpected

**escape:** to break loose and run free

**chariot:** a fast cart with two wheels that is pulled by horses

**desert:** a hot and dry place

**drown:** to die underwater because there's no air to breathe

**faith:** believing that something is true; believing in or trusting someone to tell the truth

### REVIEW

Last week, we learned about the Passover and how God saved the Israelites' firstborn children. What did the Israelites have to do and wear during Passover? (They had to sacrifice an unblemished year-old male lamb, roast it, and eat it quickly with bitter herbs and unleavened bread. As they ate, they were to be wearing a robe and a belt and holding a staff.) Who did the Passover lamb represent? (Jesus Christ.) The lamb represented Jesus and the sacrifice that He made to cleanse us of our sins.

Today, we celebrate the Holy Communion in remembrance of His death. Just as the Israelites ate roasted lamb that signified Jesus' body, we eat unleavened bread and drink grape juice, which represent His body and blood. By partaking of the Holy Communion, we become a part of Jesus, and remember the sacrifice He made for us.

## BIBLE STORY

### Pharaoh Chases After the Israelites

After the ten plagues, Pharaoh finally told the Israelites to leave his land once and for all. Moses did as God told him and first led the Israelites to camp near the Red Sea. God knew that Pharaoh would chase after them. Indeed, when Pharaoh heard that the people of Israel had finally left Egypt, he and his officials changed their minds and said, "Look what we have done! We have let them get away, and they will no longer be our slaves!"

Pharaoh got his war chariot and his army ready. He placed officers in charge of his 600 best chariots and all his other chariots and started chasing after the people of Israel. Even though the people of Israel were glad to be leaving, when

they saw the army with chariots and horsemen approaching, they panicked and cried to God for help. Students, how would you feel if you were an Israelite facing the sea, thinking that you might die at any moment? I don't know about you, but I would be very scared. Can you remember a time when you felt afraid and helpless? What was it like? How did you get through it?

### The People Cry Out in Fear

Well, let's look at how the Israelites reacted when they were in deep trouble. Let's open our Bibles to Exodus 14:11-12. In the midst of fear and chaos, many Israelites

turned to Moses and complained, “Were there not enough places in Egypt to bury us? Is that why you brought us out here in the desert to die? Why did you bring us out of Egypt anyway? While we were there, didn’t we tell you to leave us alone? It would be better to be slaves in Egypt than to die in this desert!”

Students, do you think Moses would get mad at the Israelites for having no faith in God? How many of you think that Moses would be mad; raise your hand if you do. How many of you don’t think so? [Tally up students’ responses on the board and continue to tell the story.] This is what Moses said to the people in verses 13 and 14, “Don’t be afraid! Be brave, and you will see how the Lord will save you today. These Egyptians will never bother you again. The Lord will fight for you, and you won’t have to worry.”

Then the Lord said to Moses, “Why do you keep calling out to Me for help? Tell the people of Israel to move forward. When you hold your staff over the sea, the water will open up and make a road where they can walk through on dry ground. I will make the Egyptians so stubborn that they will go after you. I will be praised because of what will happen to Pharaoh, his chariots, and his horsemen. The Egyptians will know for sure that I am the Lord.”

Do you remember how God was leading the Israelites? (By the pillar of cloud by day and the pillar of fire by night). At that time, God moved the pillar of cloud from in front of the Israelites to behind, so that it was between the Egyptian army and the Israelites, making it dark for one side and light for the other. Neither side was able to get near the other all night.

[Read Exodus 14:21-22.] Wow! Can you picture what God did? The wind blew so hard on the sea that the waters were divided. There was a wall of water on each side as the Israelites hurried through on dry ground. When Pharaoh’s army chased after them, God caused the wheels on the chariots to fall off and they couldn’t drive them! So the Egyptians said to one another, “Let’s leave these people alone! The Lord is fighting for them against us.” Then God told Moses, “Hold your hand out over the sea, so the water will cover the Egyptians and their chariots and horsemen.” Moses held out his hand, and at daybreak the water went back into place. The Egyptians tried to run away when the water came toward them, but God drowned them in the sea. The water came and covered the chariots, the horsemen, and the entire Egyptian army that had followed the Israelites into the sea. Not one of them was left alive. But the Israelites had walked through on dry land safely. With this miraculous parting of the Red Sea, God provided an escape for the Israelites from Pharaoh’s army.

We need to remember that our God is almighty and He always watches over us no matter what situation we are in. However, the most important thing for us to do is to rely on God with our heart and through our actions. Boys

and girls, how exactly can we rely on God in our daily lives? [Reinforce to students the concept of relying on God, e.g., you can kneel down and pray, ask your friend or family members to pray with you or for you, call out “hallelujah” when you see danger while driving, etc. Encourage students to think of as many ways as they can of relying on God.]

### **The Israelites Put Their Faith in God**

On that day, when the people of Israel saw the bodies of the Egyptians washed up on the shore, they knew that God had saved them from the Egyptians. Because of the mighty power that God used against the Egyptians, the people of Israel saw the bodies of the Egyptians washed up on the shore, they knew that God had saved them from the Egyptians. Because of the mighty power that God used against the Egyptians, the people of Israel worshiped Him and put their faith in Him and in His servant Moses. Sometimes we may face great danger. It is hard to stand still and not panic, but God wants us to trust and depend on Him.

### **A Short Testimony**

Let me tell a short testimony about how God protected a child who was about your age. This happened not long ago on a hot summer day. It was Lilly’s summer break! Lilly was so excited to go to the beach with her family: Mom, Dad, and her six-year-old brother Jordan. Her mom and dad had been promising to take her and Jordan to the beach for her eighth birthday celebration. So, on a hot sunny Sunday, they packed all their beach gear along with yummy picnic food and headed down to the beach. When they arrived at their destination, they were very surprised to see many people out on the beach already, enjoying the sunshine and playing in the water. Lilly and Jordan couldn’t wait to join the crowd. As soon as their parents had set up their beach umbrella and spread out their beach mat, they headed off towards the water. As they ran off, their mom reminded them to be careful, to stay close to each other, and not to go into the water without Mom or Dad around. Lilly and Jordan nodded their heads and waved goodbye. At first, Lilly and Jordan were playing in the sand, each building a magical castle of their own. Then they played tag, chasing each other around on the soft, glittering sand. In no time, they had already wandered out of their parents’ sight. Even though he knew they could not go into the water by themselves, Jordan suggested, “Let’s go for a swim!” Lilly turned around trying to look for her parents, but couldn’t see them.

She comforted herself by thinking, “Surely it would be okay to just dip our toes into the water for a minute! In fact, I’m a big girl now. I can take care of Jordan in the water by myself.”

“Okay, let’s go in the water, Jordan,” said Lilly. “But you have to hold my hands and stay with me, okay?” Lilly

tried to sound like a big sister.

The water was icy cold. "It's freezing!" Lilly laughed, as she splashed some water on Jordan.

Jordan splashed at her, too. They played and were having a good time. However, they didn't notice that they were walking deeper and deeper into the water. All of a sudden a big wave caught them both by surprise, knocking them over and into the rushing water. Lilly tried to breathe, but instead of air, she sucked in a big mouthful of water. She felt so scared. Would she die? At that urgent moment, Lilly remembered God and called out "Hallelujah!" in her heart. In just a split second, another big wave pushed her out of the water and onto the wet sand. Lilly coughed and coughed. She looked around to find Jordan. There was Jordan trying to look for her, too. Lilly started crying and felt so bad for not listening to her parents.

"Are you okay, Jordan? I'm so sorry for not taking care of you," Lilly cried.

"Don't worry, Lilly. I'm a good swimmer, too. I was just looking for you in the water," said Jordan.

"That big wave pulled me into the water. I choked and

couldn't breathe. I was so scared! I really thought that I was going to die, but God saved me. He picked me up from the water," said Lilly thankfully.

"Let's go find Mom and Dad and tell them what just happened," said Jordan.

They soon realized that their parents were looking all over for them. Lilly and Jordan apologized to their mom and dad for not staying in sight. Lilly also told them about what happened to her underwater. The family offered a sincere prayer to God for His protection and guidance. Lilly and Jordan learned that we never have to be afraid when facing danger, because God is always watching over us. We just need to remember to rely on God.

Have you ever been in situations like Lilly and Jordan's? How did you rely on God? [After students share their experiences, remind students to count God's blessings and continue to trust in God.] Boys and girls, God is always with us to protect us. He can provide a way to overcome all difficulties and give us strength even if our problems seem hopeless. We don't need to be afraid because God gives us victory in life if we just trust in Him.

### CHECK FOR UNDERSTANDING

- 1. How did God lead the Israelites out of Egypt?** God inflicted ten plagues upon the Egyptians so that stubborn Pharaoh would agree to let the Israelites leave his country.
- 2. How did the Israelites react when they knew that they were being chased by Pharaoh's army and thought that they were going to die?** They panicked and cried out to God for help, but at the same time, they complained to Moses for taking them out of Egypt.
- 3. What was the great miracle that God performed when the Israelites were being chased by Pharaoh's army?** He divided the waters of the Red Sea for the Israelites so they could walk through on the dry land safely.
- 4. What happened to Pharaoh's army and chariots?** They all drowned in the water.
- 5. How do you think the Israelites felt after they crossed the Red Sea and all the Egyptian soldiers drowned?** They were joyful and comforted.
- 6. Are there times when you feel as scared as the Israelites did? What can you do at these times?** Pray to God.

### MEMORY VERSE PRACTICE

Please reinforce the memory verse every week.

You can practice the memory verse with your students anytime during class.

**"I can do all things through Christ who strengthens me." (Philippians 4:13)**

### SPIRITUAL TEACHING & LIFE APPLICATION

We see here that the children of Israel have found themselves in a desperate situation. They are trapped with nowhere to turn. There seems to be no way out. They're caught between the Pharaoh and the deep Red Sea. There are times in our lives when we, like the children of Israel, face a Red Sea crossing. There are several things we need to do that will enable us to cross the Red Seas of our lives.

#### **1. Don't be afraid, look at God, and have faith in God! (Ex 14:13-14)**

Don't be afraid. Don't allow the enemy to keep you in fear. Being afraid or having fear is the OPPOSITE of having faith

2 Ti 1:7, "For God has not given us a spirit of fear, but of power and of love and of a sound mind."

The problem was that Israel didn't believe that God would bring them out. They didn't believe that God would see them through! All of us are going to experience a time when we have to be rescued. Moses looked at the people who had FEAR written all over their faces and realized this "fear thing" had to be dealt with FIRST! Therefore, he said, "Fear not."

You have a choice as to whether you allow fear to dominate you or not. "Let not your hearts be troubled."

The people of God had come to a place where they had to make a choice. The same thing goes for us; do we give up? Or do we look at God and have faith that God will guide us through? We have to be able to stand by faith before we can walk by faith.

When we depend on the Lord, He'll strengthen our hearts. He'll strengthen our mind through the word of God and the power of prayer. God will never leave nor forsake us.

## 2. God is all-powerful!

We say, "It's impossible." God says, "All things are possible." (Mt 19:26)

We say, "I am too tired." God says, "I will give you rest." (Mt 11:28)

We say, "Nobody really loves me." God says, "I love you." (Jn 3:16)

We say, "Nobody really cares for me." God says, "I care for you." (1 Pet 5:7)

We say, "I cannot go on." God says, "My grace is sufficient." (2 Cor 12:9)

We say, "I cannot figure things out." God says, "I shall direct your paths." (Prov 3:6)

We say, "I cannot do it." God says, "You can do all things through Christ who strengthens you." (Phil 4:13)

We say, "I am unable." God says, "I am able." (2 Cor 9:8)

We say, "I don't know how to meet my needs." God says, "I will supply all your needs." (Phil 4:19)

## 3. Pray to God

God is always with us, no matter what we are facing. Even during the most difficult times, He is with us. He may not take all of our problems or sufferings away immediately, but He promises to be with us all the time, to comfort us and strengthen us.

1. Pray to God daily and ask Him to strengthen our faith. When can we pray to God each day?
2. Ask your mom or dad to tell you a testimony about how they trusted in God in difficult times. Write a summary of the testimony and share it with a friend. (This can be a homework assignment.)
3. What is your biggest challenge at home? What is your biggest challenge at school? What can you say when you pray to God about these challenges? Remember that God has His way and His time.

## 4. Cry out to God for His guidance

The Israelites cried out to Moses when they were in trouble. Moses cried out to God for them. Moses knew that he had to turn to God, especially when they faced immediate danger.

Today, we can call out "Hallelujah!" or say a silent prayer whenever we are in danger or having difficulties. We have heard many testimonies of brothers and sisters who cried out to God at perilous times and were saved or protected. The word "hallelujah" holds great power. Help the students understand this power and develop a healthy habit of relying on God.

\* \* \* \* \*

## Activity: Who Do You Call?

When you meet a challenge, to whom do you turn?

Ask students to write the numbers 1-5 on a piece of paper. Then instruct them to write who they would turn to first when they face each problem as you read the problem aloud [remember to say, "Who do you call?" at the end of each question for emphasis and fun]. Tell them to write down the person's name only.

1. There's a fire at your house. Who do you call?
2. You are in a car accident. Who do you call?
3. You got lost at a store while shopping with your parents. Who do you call?
4. You're being bullied by someone at school. Who do you call?
5. Your relative just found out he has cancer. Who do you call?

After the students have written down their answers, ask them to raise their hands if they wrote “God” for any of them. Ask them how many of them wrote “God” twice, three times, four times, etc. Explain how it’s important to turn to God in all of these situations even though we also need to turn to our parents, teachers, or other adults when we have these problems.

Ask the students to look at their answers as you read through the problems again. Explain that God cares about everything that goes on in our lives, big or small, and that He is able to help us with every problem. That’s why we call on God for anything and everything! Call on different students to share how they can rely on God for each of these problems.

## ACTIVITIES

1

### “Crossing the Red Sea” Skit

**Objective:** To remind students to always have trust, courage and faith in God.

**Instructions:** Bring two people puppets or have two students read. You can also dress them like the Israelites.

Two Israelite children, Mary and Joshua, are riding on a camel.

**Mary:** Why do you think our parents are rushing around in a big hurry? Something big must be going on!

Joshua: I-I-I wonder where we’re going? Dad said God will watch over His people!

**Mary:** It looks like all God’s people are leaving Egypt and I am sure Mom didn’t pack much for this trip. I am getting scared!

Joshua: Don’t worry, remember that Mom and Dad always tell us our shield is God Most High! Did you see that pillar of fire? Wow, this is amazing!

**Mary:** Are you sure God’s showing us the way to go? Look behind us Joshua! See, Pharaoh’s army is chasing us and God’s people can’t go forward any more because of the Red Sea.

Joshua: Let’s follow the people and go to the right.

**Mary:** We can’t, there are mountain ranges!

Joshua: Let’s follow our parents and go to the left.

**Mary:** Open your eyes, Joshua! There are mountain ranges there, too!

Joshua: Aghhhh, we’re trapped!

**Mary:** Look! God’s putting a big thick pillar of cloud between His people and the Egyptian army. The army has stopped, at least for the time being.

Joshua: Hey, look, what’s Moses doing?

**Mary:** Why, Moses is holding his staff and has stretched out his arm over the Red Sea, and look, Joshua, God is parting the water! We’re on the move again! I knew God would protect His people.

Joshua: Mary, look, the ground is dry. We’re crossing on dry ground! Those walls of water look scary. I’m worried!

**Mary:** Now, Joshua, just follow our parents and go through the Red Sea. Remember what they always teach us? “But know that the Lord has set apart for Himself him who is godly; The Lord will hear when I call to Him” (Psalm 4:3).

Joshua: Yes, you’re right! God’s word is the best!

*[Both of them repeat Psalm 4:3 two times.]*

Joshua: We’ve been traveling a while now, but look! We’ve finally made it across. Don’t look now, but the Egyptian army is coming after us again! Look, the army is crossing the Red Sea and boy, their chariots are fast!

**Mary:** Can’t Dad’s camel go any faster?

Joshua: The army is starting to gain on us, they’re about halfway across the Red Sea! *[Look surprised and jump up and down.]* Look, Mary! Moses stretched out his arm and staff over the Red Sea again! The Lord has caused the walls of water to collapse and the Egyptian army has been drowned! We’re safe, we’re safe! Praise God!


**Mary:** Thanks be to God!...Look, Joshua, all of God’s people are praising Him and shouting glory to God!

Joshua: Let’s get off this camel, hug Mom and Dad, and praise God!

*[Recite the following verse together.]* “I can do all things through Christ who strengthen me” (Phil 4:13).

2

# God Help Us!



Draw or write an ending to this story. How would God help?



**3****"Crossing the Red Sea" Snack / Optional activity****Objective:** To teach the Bible story in an interactive way.**Materials**

- Red Jell-O (Red Sea)
- Gummy bears (Moses, Israelites, and Pharaoh's army)
- Small paper plates
- Plastic knife
- Rectangle tin/container
- Spoons

**Preparations**

1. Before class, make red Jell-O and place it in a rectangular container.
2. Each student should receive a cube of Jell-O on a paper plate.
3. The teacher should give each student three gummy bears to represent Moses, the Israelites, and Pharaoh's army.

**Instructions**

1. Have students retell the story using the gummy bears as their puppets.
2. When it comes to the part of God parting the Red Sea, have students each get a spoon and eat a passageway through the middle of their "Jell-O Red Sea" so that it "parts."
3. Have students place their gummy bears in the parted Red Sea and continue to reenact the story.
4. At the end, they can eat the gummy bears and the rest of their Jell-O to celebrate God's great deliverance.

**HOMEWORK ANSWER KEY**

1. He lost the services of the Israelite people who were used like slaves, and his heart was hardened.
2. They complained, blamed Moses, and said they would rather go back and serve the Egyptians than die in the desert.
3. God.
4. They needed to listen to Moses.
5. He placed a pillar of cloud between the two of them.
6. The waters returned and Pharaoh's entire army drowned.
7. Instead of being afraid, they trusted God.
8. He performed a miracle to stop an enemy from doing harm.
9. Answers may vary.
10. Answers may vary; "I can do all things through Christ who strengthens me." (Philippians 4:13)

## E1 Year 1 Book 3 Lesson 4—Crossing the Red Sea

# Homework Assignment

Name: \_\_\_\_\_ Parent signature: \_\_\_\_\_ Date: \_\_\_\_\_

**Bible Truths:** 1. God is a powerful God.  
2. God is with us in difficult times.

**Lesson Objectives:** 1. To rely on God because God is all-powerful.  
2. To pray unceasingly for God's guidance and to have faith in God.  
3. To give thanks to God at all times.

**Bible Reading:** Please put a checkmark in the space when you complete the reading each day.

**Prayer:** Please put a checkmark in the space on the days you prayed to God.

	Sun	Mon	Tue	Wed	Thu	Fri	Sat
Bible Reading							
Prayer							

## Memory Verse

Please write down this week's memory verse.

(Philippians 4:13)

---



---

## What I Learned from the Bible This Week

1. \_\_\_\_\_
2. \_\_\_\_\_
3. \_\_\_\_\_

# Homework Assignment

*Understanding What You Have Learned*

1. Pharaoh let the Israelite people go, but he changed his mind. Why?

---

2. What did the Israelites do when they saw the Egyptians?

---

3. Who did Moses say would fight for the Israelites? \_\_\_\_\_

4. What would the Israelites need to do? \_\_\_\_\_

5. How did God keep the Egyptians away from the Israelites before they crossed the Red Sea?

---

6. What happened when Moses stretched out his hand over the sea the second time?

---

7. How did the attitude of the Israelite people change at the end of this story?

---

8. How do we see God's protection in this story? \_\_\_\_\_

## Life Application

9. What is your biggest challenge at home or at school? Write what you would say to God in your prayer to ask for His help.

---

---

Write down how you have relied on God or how God has helped you face a challenge this week. (You can pick any day.)

---

---

10. Ask your mom or dad (or another relative) to tell you a testimony (a true story) about how he or she has relied on God in difficult times. Write down one important part of the testimony. For older students, please write down the entire testimony on a separate piece of paper.

---

---

---

Read the memory verse (Philippians 4:13), memorize it, and write it down.

---

# LESSON 5

## QUAIL AND MANNA FROM GOD

### BEFORE YOU TEACH

#### Manna

Manna was a unique type of food God provided for the Israelites after they left Egypt and before they entered the promised land. The name “manna” means “What is it?” This name reflects the Israelites’ initial uncertainty about the nature of these sweet, white, seed-like particles that appeared like dew every morning. This occurred during the six days prior to the Sabbath each week. Manna was continually provided over the course of their journey through the wilderness, beginning one month after their departure from Egypt, and ending after they crossed the Jordan river and had access to other sources of food (Josh 5:12). This food was quite functional and could be prepared in a number of ways. The Israelites ground the manna in mills, beat it in mortars, boiled it in pots, and made cakes out of it.

Manna was only to be collected every morning. During the first five days of the week, the Israelites were only allowed to collect enough to be consumed during a single day. Any leftovers would spoil. On the sixth day, the people were instructed to gather twice the quantity of their daily consumption. Miraculously, the additional manna that was gathered on the sixth day would not spoil. This special characteristic of manna allowed the Israelites to set apart the Holy Sabbath as a day of rest.

#### Spiritual Meanings of Manna

Manna was a testimony to the continual presence of God among His people and His concern for their well-being. It also served as a reminder of man’s constant reliance on God’s providence and faithfulness.

Jesus compared Himself to the manna that God supplied (Jn 6:30-33, 40). Also, Jesus called Himself the bread of life (Jn 6:48). In the same way that the daily manna provided the necessary physical sustenance for the Israelite nation, Jesus Christ offers the essential spiritual nourishment for His chosen people today. The presence of manna, like the abidance of Jesus, is a testimony to God’s loving care and humanity’s lifelong need for God.

#### Quail

Quail are mid-sized, plump birds that belong to the pheasant family. Their feathers are generally brown, which serve as camouflage. They also possess a white eyestripe. Quail feed on seeds and insects. They are known for a distinctive repetitive song usually sung in the mornings. Quail are primarily found in parts of Europe, Asia, and Africa. In some parts of the world, they are bred as poultry for their meat and eggs.

### BIBLE TEXT

Exodus 16

### BIBLE TRUTHS

1. God always provides for our needs.
2. Manna is the word of God. Jesus called Himself the bread of life (Jn 6:48).

### LESSON OBJECTIVES

1. To be content with what God gives us and to learn not to complain or worry.
2. To rely on and thank God for His daily miraculous provisions.

### MEMORY VERSE

“Do all things without complaining and disputing.”

(Philippians 2:14)

### PRAYER

In the name of the Lord Jesus Christ, we pray. We thank You, Lord, for providing all the wonderful things we need in our daily lives: food, clothing, a home, and a wonderful family to take care of us, love us, and teach us about Your truth. We know that You love us very much and will always take care of our needs. Lord, we ask You to teach us to be happy with everything You have given us so that we can always give thanks to You. Hallelujah! Amen.

**Grumbling**

Grumbling is one of the ways we deal with our problems. It gives us a sense of power. It makes us feel like we are doing something about our problems even though we're not. When faced with a problem, we have two basic choices: 1) we can try to resolve the problem, which may require talking to the person, asking God for wisdom and insight, and/or possibly receiving Christian counseling, or 2) we can grumble about it, which is an easier alternative that doesn't resolve the problem. Grumbling should not be our first reaction or choice.

Grumbling does not change anything. After all, what we look for is what we will find. The Bible says, "He who earnestly seeks good finds favor, but trouble will come to him who seeks evil" (Prov 11:27). If we give in to grumbling, we are giving in to evil. Grumbling is an open invitation for demonic intrusion into our lives.

The opposite of grumbling is asking God for wisdom.

Becoming angry, blaming, grumbling, rationalizing and defending ourselves do not lead us to a productive path. People may avoid us if we make a habit of grumbling. Grumbling shows that we lack faith, that we are ignorant of God's kindness, and that we are ungrateful for the grace that we have received so far. Instead of indulging our complaining tendencies, we can ask God to redirect our attention to His wisdom. Heavenly wisdom turns our focus away from superficial difficulties or inconveniences and opens our eyes to God's blessings, His will, and the direction or steps we should take to resolve the situation.

Wisdom is like a diamond. When we face trials, our first reaction should not be to grumble, but to cry out to God for wisdom. James 1:5 recommends that "if any of you lacks wisdom, let him ask of God, who gives to all liberally and without reproach, and it will be given to him."

---

## UNDERSTANDING YOUR STUDENTS

---

"Why can't I get one? Everyone else has one!" "This is so boring. Can't we do something fun?" "I wish I had my own room! I hate sharing a room with my sister/brother!" Students at this age have often acquired a habit of complaining about anything that doesn't in some way benefit, entertain, or please them. When things go wrong or when they don't go the way the students want them to, the students are quick to let others know how dissatisfied they are. Students don't realize that complaining is a sin and that it is displeasing and even offensive to God. Complaints affirm that God doesn't know how to take care of His children and meet their needs. They are also criticisms of what God has given us. Students need to learn that they can please God when they feel and demonstrate contentment in their lives and when they truly enjoy the

happiness provided by what God has already given them. When students are tempted to complain, they should be encouraged to think of all the ways God cares for them and to replace their complaints with a prayer of thanksgiving. They can ask Him to help them be content. They should try to remember that the Lord has promised to meet every one of their needs. The author of Hebrews encourages us to "be content with such things as you have. For He Himself has said, 'I will never leave you nor forsake you'" (Heb 13:5). Students can be reminded that when they quietly accept God's care and provision for them instead of giving into complaints, others will notice and be attracted to the Christian faith. Moreover, God will notice and will be pleased and glorified with the testimony of their lives.

## VOCABULARY

**manna:** the special food God sent from heaven for the Israelites to eat in the desert; its name means "What is it?"

**quail:** small brown birds that can be eaten the seventh day of the week

**Holy Sabbath:** a special day set aside by God for our rest (Saturday)

**complain:** to say something is wrong; to criticize something or someone

**maggot:** worm-like insect that grows into a fly

## REVIEW

Last week, we learned how the Israelites left Egypt. After they left, what did Pharaoh and his officials do? (They changed their minds and chased after the Israelites.) The Israelites had camped near the Red Sea, and when they saw Pharaoh and his army coming closer, they cried out to the Lord for help. What did the Lord do? (He parted the waters of the Red Sea and the Israelites walked over on dry land.) What happened to the Egyptian soldiers? (They followed the Israelites across, but the Lord made the water go back and they all drowned.) After this, the Israelites put their faith in God and in His servant Moses. What did we learn from this story? (God will never let us down. We can always rely on God when we have problems or difficulties.)

## BIBLE STORY

### The Israelites Complain

After the Israelites crossed the Red Sea, they traveled across the wilderness until they reached the Desert of Sin. Then the Israelites began complaining to Moses and Aaron by saying, "We wish the Lord had killed us in Egypt! When we lived there, we could at least sit down and eat all the bread and meat we wanted. But you have brought us out here in the desert, where we are going to starve to death!" Does this remind you of anything you have said to your parents or to your siblings this week? Sometimes, when we are sad, tired, or frustrated, we might complain. Do you think complaining is fun to hear? No! Raise your hand if you think God doesn't enjoy hearing our complaints either. So what did God say when the Israelites complained?

God said to Moses, "I will send bread down from heaven like rain for you. Each day the people can go out and gather only enough for that day. In this way I will see if they obey me. But on the sixth day of each week, they must gather twice as much bread and get it ready to eat." Moses and Aaron told the Israelites that God would give them meat to eat in the evening and bread to eat in the morning. Even though the Israelites complained, God was very loving and caring. He provided yummy bread from heaven and some meat so they wouldn't be hungry while they traveled in the desert.

### Manna and Quail from God

When the Israelites were gathered together and Aaron was speaking to them, they looked out in the desert and saw the bright glory of God in a cloud! The Lord said to Moses, "I have heard my people complain. Now tell them that each evening they will have meat and each morning they will have more than enough bread. They will know that I am the Lord their God."

That evening, birds called quail came and landed everywhere in the camp. Quail are brown, round birds whose little eggs and meat are good to eat. The next morning dew covered the ground. Small drops of water that appear in the morning are called dew. After the dew had dried up, there were thin flakes that looked like frost on the ground. Does anyone know what frost looks like? Frost looks like shaved ice or piles of little white seeds. Can

you imagine shaved ice or white seeds lying on the desert ground? Can you guess how manna tasted? Salty, sweet, or sour? The Bible tells us that manna tasted like wafers made with honey.

Because the people had never seen anything like this, they started asking one another, "What is it?" This is the reason the Israelites called the bread "manna," which means "What is it?"

When the Israelites asked about the special food they had found, Moses answered, "This is the bread which the Lord has given you to eat. The Lord has told us to take as much as we need. Take enough for each person in your tent."

Raise your hand and tell me one reason why manna is important. Manna represents Jesus. First, they are both gifts from God that came down from heaven (Jas 1:17). Manna was a miraculous bread that appeared when the dew disappeared. Jesus was a miraculous boy who was born from a virgin through the Holy Spirit.

Second, they both satisfy our needs. Manna fed hungry stomachs. Jesus feeds our hungry hearts and souls. There is no sadness, loneliness, or disappointment that Jesus can't fix.

Third, they were both needed daily. The Israelites had to go out and gather manna every morning. Today, we should set aside time every day to spend with Jesus. We can spend time talking to Him in prayer or listening to Him when we read the Bible.

Manna shows that God knows what we need and He wants to provide it for us because of His deep love. This is just like our moms and dads who want to give us a good home and good food because they love us, too. God is the greatest Father who knows what we need before we can even think of it.

### Maggots in the Bread

The Israelites did as they were told. Some gathered more, some gathered less, but everyone had just enough. Moses reminded them, "Don't keep any of it until the next morning."

Some people didn't listen to Moses, and they kept some of the manna until the next morning. The bread

began to smell and maggots grew all over it. Maggots are little worms that grow on food that is spoiled or rotten. Moses was angry with the Israelites because they didn't obey.

### **The Holy Sabbath—A Day of Rest**

Each morning everyone gathered as much as they needed. When the day became hotter and hotter, the manna melted away. On the sixth day, the people gathered twice as much as they needed. Moses said to the Israelites, "This is what the Lord says: 'Tomorrow is a day of rest, a holy Sabbath to the Lord. So bake what you want to bake and boil what you want to boil. Save whatever is left and keep it until morning.'" Because God wanted to teach the Israelites to keep the Sabbath holy, He allowed them to gather twice as much manna on the day before Sabbath, so they could rest on the next day.

The people saved it until morning as Moses had said, and the manna did not stink or get maggots in it. Moses said to them, "Eat it today, because today is a Sabbath to the Lord. You will not find any of it on the ground today. You are to get the bread every morning for six days, but on the Sabbath, there won't be any."

But some people didn't listen to Moses, and they went

out anyway to get the bread. Raise your hand if you think they found some manna on the Sabbath. No, they didn't, because they hadn't listened to God's instructions. Then the Lord told Moses to tell the Israelites, "How long will you disobey my commands? Remember that the Lord has given you the Sabbath; that is why on the sixth day He gives you enough bread for two days. Everyone should rest on the seventh day; no one should go out."

After that, the people rested on Sabbath, which is the seventh day.

### **Manna in the Jar**

The Lord wanted to make a reminder for the Israelites, their children, and their children's children. He told Moses, "Take an omer of manna and keep it for the generations to come, so they can see the bread I gave you to eat in the desert when I brought you out of Egypt." Moses told Aaron to put some manna in a jar. Aaron put the manna in front of the Testimony.

Do you know how long the Israelite ate the manna for? Raise your hand if you can guess how long? Five, ten, twenty, thirty, forty years? Yes, they ate it for forty years! God gave them this bread from heaven until they reached the border of the promised land of Canaan.

## **CHECK FOR UNDERSTANDING**

- 1. After the Israelites crossed the Red Sea, they traveled across the wilderness until they reached the Desert of Sin. Then the Israelites began complaining to Moses and Aaron. What did they complain about?** They wished the Lord had killed them in Egypt! They wished they could eat all the bread and meat they wanted. They complained about why Moses and Aaron had to bring them out there in the desert, where they were going to starve to death.
- 2. God was caring to the Israelites, what did He send so that the Israelites had meat to eat?** Quail.
- 3. God was so caring that He sent Manna for them, too. What does Manna mean?** Manna means "What is it?".
- 4. What happened to those Israelites who kept some of the manna until the next morning?** The manna began to smell and maggots were in it.
- 5. In order to keep the Sabbath holy, how much Manna did the Israelites collect on the sixth day?** Twice as much.
- 6. How long did the Israelites eat the Manna?** They ate it for forty years.

## **MEMORY VERSE PRACTICE**

Please reinforce the memory verse every week.  
You can practice the memory verse with your students anytime during class.

**"Do all things without complaining and disputing." (Philippians 2:14)**

---

## SPIRITUAL TEACHING & LIFE APPLICATION

---

### 1. We should not complain, but thank God daily for His provision.

God provides us with what we need. He knows we need food, water, a home, a family, and many other things. We should not complain and instead trust that He will take care of us. We can:

1. Give thanks.
2. Say a silent prayer to God.
3. Think about what we have already received, and how much more we have than others.

#### At Lunch

Jackie: What did you bring for lunch?

Sally: Ugh, my mom gave me a peanut butter and jelly sandwich again. I'm getting sick of eating this all the time, and I can't believe she even put a smiley face on it!

#### At the Store

Kent: I want that new video game, Mom. All my friends have it and they say it's a lot of fun!

Mom: Dear, we are on a budget. I don't think we can afford all the groceries we need for this week if we buy your video game.

Kent: You never let me have what I want!

In these two situations, Sally and Kent complained. What is one thing they should have said or done instead of grumbling? [For older students, hand out a blank piece of paper for them to write on. For younger students, have them verbally share with you.]

### 2. Jesus is the manna to save people.

God provided His people food by sending manna from heaven. 1500 years later, God sent bread from heaven to save people. Read John 6:32-33. Then Jesus said to them, "Most assuredly, I say to you, Moses did not give you the bread from heaven, but My Father gives you the true bread from heaven. For the bread of God is He who comes down from heaven and gives life to the world."

Who is the true bread from heaven that gave life to the world by dying on the cross for our sins? (Jesus.) Jesus is the manna from heaven! Why?

1. The manna was a free gift from God. "And Moses said to them, 'This is the bread which the Lord has given you to eat'" (Ex 16:15). No charge was made for this manna. God gave His people manna freely as God's grace and love. It was without money and without price. Just like Jesus, we just need to believe in Him, repent of our sins, get baptized, and receive the Holy Spirit so we can go to heaven! "For God so loved the world that He gave His only begotten Son, that whoever believes in Him should not perish, but have everlasting life" (Jn 3:16). Manna was a gift, as Jesus was a gift, from God!
2. The manna came down from heaven. Jesus compared Himself to the manna from heaven. "Then Jesus said to them, 'Most assuredly, I say to you, Moses did not give you the bread from heaven, but My Father gives you the true bread from heaven. For the bread of God is He who comes down from heaven and gives life to the world.' Then they said to Him, 'Lord, give us this bread always.' And Jesus said to them, 'I am the bread of life. He who comes to Me shall never hunger, and he who believes in Me shall never thirst'" (Jn 6:32-35). Manna was not a product of this earth. It grew neither in the wilderness nor in Egypt. It descended from God. It was a gift from heaven come down to earth. Our Lord Jesus Christ is true bread from heaven. Jesus emphasized that just as the manna was supplied straight from God in heaven, so He was God's provision from heaven, for mankind. This is what was declared in Exodus 16:4—"Then the Lord said to Moses, 'Behold, I will rain bread from heaven for you.'"



### 3. How should I live, knowing that Jesus is the bread of life?

Jesus says that He is the ultimate bread. The Israelites ate of the manna in the wilderness and eventually they died. Jesus is the bread of life! All who partake of Him will live forever. His guarantee is that they will never die! His guarantee is eternal life to all who come to Him (Jn 10:28; Jn 4:14).

We need to come to Jesus Christ by faith, repent of our sins and accept Jesus as Savior. He grants us salvation and gives us satisfaction. Whoever comes to Him will be eternally satisfied. We must individually receive Jesus Christ as Savior and Lord; then we can know and experience God's love and plan for our lives.

- Admit your need (I am a sinner).
- Be willing to turn from your sins (repent).
- Believe that Jesus Christ died for you on the cross and rose from the grave.
- BE BORN OF WATER AND THE SPIRIT (JN 3:5; water baptism and the baptism of the Holy Spirit)
- Fear God and keep His commandments.
- STRIVE FOR HOLINESS (HEB 12:14). Without holiness, no one can see the Lord. Therefore, by our Lord's grace, we must keep our spirit, soul and body sound and blameless after we have received the baptism of water and the Holy Spirit (1 Thess 5:23).

### HOMEWORK ANSWER KEY

1. C
2. B
3. False; God was loving and gave them food to eat.
4. False; quail are brown birds.
5. frost; honey
6. spoil
7. twice; Sabbath
8. The picture should match the description of manna found in Exodus 16.
9. "What is it?"
10. Answers may vary.

### ACTIVITIES

**1**

#### Thank You, God, For...

**Objective:** To make a thank-you card for God.

#### Materials

- White 8 1/2" X 11" construction paper
- Assorted magazines and newspapers
- Crayons, markers
- Glue




#### Instructions

1. Pass out construction paper. Have students fold it in half.
2. On the front of the card, ask the students to write "Thank You, God, for..."
3. Have students look through the magazines for things they are thankful for: a home, family, church, friends, food, clothing, etc. Cut the pictures from the magazine pages. Glue these pictures inside the card. If they are unable to find pictures in the magazine, students may draw them inside the card.
4. Once the cards are completed, remind students to keep these cards in a visible place at home, so they can remember to thank God in their prayers for these things over the course of the next week.

2

# Dear God, Thank You!

Complete each prayer by drawing pictures of your home, favorite foods, favorite clothes, and favorite person. As you draw the pictures, talk about how God provides us with a home, food, and clothing. Discuss ways that God uses others to help us meet our needs.



## E1 Year 1 Book 3 Lesson 5—Quail and Manna from God

# Homework Assignment

Name: \_\_\_\_\_ Parent signature: \_\_\_\_\_ Date: \_\_\_\_\_

**Bible Truths:** 1. God always provides for our needs.  
 2. Manna is the word of God. Jesus called Himself the bread of life (Jn 6:48).

**Lesson Objectives:** 1. To be content with what God gives us and to learn not to complain or worry.  
 2. To rely on and thank God for His daily miraculous provisions.

**Bible Reading:** Please put a checkmark in the space when you complete the reading each day.

**Prayer:** Please put a checkmark in the space on the days you prayed to God.

	Sun	Mon	Tue	Wed	Thu	Fri	Sat
Bible Reading							
Prayer							

## Memory Verse

Please write down this week's memory verse.

(Philippians 2:14)

---



---

## What I Learned from the Bible This Week

1. \_\_\_\_\_
2. \_\_\_\_\_
3. \_\_\_\_\_



# LESSON 6

## THE TEN COMMANDMENTS

### BEFORE YOU TEACH

#### Mount Sinai

The location of this mountain is uncertain. Some say that Mount Sinai is located near the southern point of the Peninsula of Sinai. The Sinai Peninsula is triangular in shape and is situated between the two northern arms of the Red Sea. Others place Mount Sinai approximately 40 kilometers east of the midpoint of the northwestern arm of the Red Sea. Sinai is also referred to as Horeb in the Old Testament.

#### The Ten Commandments

These commandments form the basis of moral law. The first four commandments are concerned with our relationship with God (vertical relationship). The last six deal with our relationships with our fellow man (horizontal relationships).

The Ten Commandments were written by the finger of God on two stone tablets, which were later placed in the ark of the covenant. These commandments express the core of what God requires of people who wish to live in a covenant relationship with Him. The Ten Commandments also reflect the moral character of God.

Thus we know more of what God is like by examining the way of life He requires. Jesus condensed the Ten Commandments into two: "Love the Lord your God with all your heart, with all your soul and with all your mind" and "Love your neighbor as yourself" (Mt 22:37-40). They are complete in addressing all aspects of morality during our earthly lives.

Moreover, living in fear and obedience to God is the whole purpose and duty of man no matter what courses our lives take (Eccl 12:13-14).

#### The Relational Purpose of the Ten Commandments

We were created for relationships with God and with others, so the Ten Commandments address our relationships them.

#### Commandments Addressing Our Relationship with God

- |                         |                      |
|-------------------------|----------------------|
| 1. No other gods        | 2. No idols          |
| 3. Keep God's name holy | 4. Keep Sabbath holy |

#### Commandments Addressing Our Relationship with Others

- |                                |                  |
|--------------------------------|------------------|
| 5. Honor parents               | 6. Do not murder |
| 7. Do not commit adultery      | 8. Do not steal  |
| 9. Do not give false testimony | 10. Do not covet |

### BIBLE TEXT

Exodus 19:1-20:21

### BIBLE TRUTH

We are to live differently from the people around us by following the commands of God.

### LESSON OBJECTIVES

1. To understand that God showed His love for us by giving us His commandments.
2. To obey God's commandments by demonstrating our fear of God and our love for Him.
3. To understand that fearing God and obeying His commandments are the whole duties of our life.
4. To follow His commandments with courage and faith.

### MEMORY VERSE

"I may live and keep Your word.

(Psalm 119:17b)

### PRAYER

In the name of the Lord Jesus Christ, we pray. Lord, we thank You for guiding us here today on Your holy Sabbath. We have come here to learn all the wonderful things You want us to know about how to live good and blessed lives. We know that everything You have commanded us to do is good and also good for us. Please give us the strength and courage to always do what You have commanded. May we always bring honor to Your name. Hallelujah! Amen.

### The Importance of Keeping the Ten Commandments

In Matthew 4:4, “every word” of God includes the Ten Commandments. We are to live by every word. In Matthew 19:16-17, Jesus Christ tells us to keep the commandments and names some of those commandments in verses 18 and 19.

Matthew chapter 5 begins the sermon on the mount. Christ starts with the Beatitudes. Then in verse 17 He says that He did not come to destroy the law but to fulfill. Read verses 18 and 19. We are not only to avoid breaking the commandments, but also to do and teach them. Christ gave the spiritual intent of the law in verses 21 and 22 and verses 27 and 28. He taught that besides keeping the

commandment against murder in the letter of the law, we must not be angry without cause or look down on people. Besides not physically committing adultery, we must not even lust after a person. This would also be breaking the commandment. Christ did not do away with the Ten Commandments. He set a standard by explaining that we must not only keep them in the letter but also in the intent.

Apostle John also mentioned this in 1 John 2:3-4. These are strong words about anyone who does not keep God’s commandments. 1 John 3:22 tells us that God answers the prayers of those who keep His commandments.

## UNDERSTANDING YOUR STUDENTS

The students in your class are probably used to rules and boundaries that are set at home, school, or church. They should be familiar with having to follow rules and know that disobeying rules may mean getting punished by their parents or teacher.

In the same way, the Ten Commandments were set by God, who knows our every need. God gave His people these commandments for their own good (Deut 10:13) so that they could lead peaceful and joyful lives. When we obey God’s commandments, He will bless us.

What your students may not understand is that rules and boundaries, as well as the Ten Commandments, are given to them out of love and goodness for their well-being, whether from their parents, teachers, or God Himself.

Remind your students of the love that God has shown them. Prompt and encourage them to recall God’s love for them. Ask your students to recall instances of God’s love in their lives. Explain to your students that obeying God’s commandments is one way they can show God that they love and fear Him.

Have any of your students been laughed at or bullied because they chose to do what is right? Maybe they were the only ones to say grace before eating their lunch.

Maybe other kids made fun of them because they chose to listen to hymns instead of rock or pop music. Maybe your students chose to go to church on Sabbath instead of a birthday party.

Your students may feel like they want to stand up for God, but they may feel threatened by others who don’t know Him. Let your students know that if they trust in God, He will give them the strength and courage to stand up for what is right, even when they feel sad and lonely.

God has said, “Fear not, for I am with you; be not dismayed, for I am your God. I will strengthen you, yes, I will help you, I will withhold you with My righteous right hand ” (Isa 41:10).

We never have to be afraid to stand up for what is right, because we are never alone when we do. One plus God is always a majority. We can trust in God because He is stronger than the strongest enemy. He knows how to deal with those who give us a hard time because of our love for Him, and He will deal with them—in His time and in His way.

All we have to do is continue to obey God’s commandments with courage and faith, knowing that He intends good things for those He loves.

## VOCABULARY

**priest:** a person whose job it is to lead people to worship God

**commandment:** something that God wants us to follow

**obey:** to do what someone tells you to do

**idol:** a picture or statue that is worshiped as a god, or anything else that is worshiped instead of God

**respect:** to treat someone or something as being important

**covet:** to want something that does not belong to you

## REVIEW

Students, do you remember how God took care of the Israelites while they were in the desert? The Israelites began to complain to Moses and Aaron. The Israelites had forgotten all about the miracles that God had performed to bring them out of Egypt. They had forgotten that God was on their side. What did they say? (There was no bread or meat for them to eat.) God heard their complaints and He wanted to show them His power. What did God do? (He rained down manna from heaven and brought quail into the camp.)

Everyone went and got as much manna as they needed for each day. On the sixth day, though, they were to do something different. God gave them a special command for the sixth day. What was that special command? That's right! They were to gather twice as much on the sixth day so they would have enough food to eat on the Sabbath, which was the day of rest. Why did God tell them to do this? (They were to rest on the seventh day, the holy Sabbath.)

What did we learn from this story? We ought to be happy with what God gives us. We don't need to worry about our needs because God will always take care of us. God does not want us to be as the Israelites were: grumbling, mumbling, and complaining. Instead, God is pleased when we remember He is always taking care of us and when we are thankful for what He has given us. God is pleased when we say, "Thank You for looking after us."

## BIBLE STORY

[Prepare flash cards of the Ten Commandments by referring to the Activity sheet included in this lesson.]

### The Israelites at Mount Sinai

The Israelites wandered for many days in the desert. Imagine what it was like for them! Shut your eyes and try to picture it. They walked and they walked. By day it was hot, dry, and dusty. The sun would beat down and the wind blew sand and dust everywhere. When the sun went down, the desert got very cold.

Looking all around them, all they could see was dry, bare land—hardly anything could grow. No buildings, no roads, no people. Who knew where they were? The desert looked the same, day after day, even though they had walked on for so long. But God knew where they were.

During the day He led them by a pillar of cloud. At night, the pillar of fire shone to give them light. God was leading them to a place where He was about to teach them something very important. He wanted His people to know what He was like, and how they could love Him and obey Him.

The Israelites came to a place near Mount Sinai and put up their tents at the bottom of the mountain. They were going to be staying there for a while. Moses went up the mountain to meet with God, who had a message for His people. God called Moses to speak to the people. What did God want Moses to tell the Israelites? Let us take out our Bibles and read Exodus 19:3-6.

Wow! God wanted them to know just how much He loved them and how special they were to Him.

Do you know what? God loves us in just the same way today. We are His special people, too, just as the Israelites were. Every day, God looks after us and guides us in

everything we do.

God told Moses to say to the people, "You saw what I, the Lord, did in Egypt. And you know how I brought you here to Me, just as a mighty eagle carries its young. Now if you will obey Me and be faithful to Me, you will be My own people. The whole world is Mine, but you will be My holy people and serve Me as priests."

And so, Moses came down from the mountain and told the leaders what God had said. All the people answered Moses, saying, "We will do everything God has said!" Then Moses went back and told God about this.

God said to Moses, "I will come to you in a thick cloud. When the people hear Me speak to you, they will trust you. Go and tell the people this." Once again, Moses told the people what God had said.

Once more God spoke to Moses and said, "Go back and tell the people they must get themselves ready to meet Me today and tomorrow. They must wash their clothes. I will come down on Mount Sinai where they can all see Me on the day after tomorrow. No person or animal is allowed to touch the mountain or else they will die. Be ready by the day after tomorrow, and I will come down from Mount Sinai and they will all see Me." God told the people this because He was holy and He did not want any one of His people to die. He told them these things so they would be ready to meet Him.

### The Lord Comes to Mount Sinai

How was a great and holy God going to meet His people? Let's find out. Just as the Lord had said, on the morning of the third day God came to meet with His people. Boom! Boom! Boom!

Moses brought the people out of the camp, out from

where they were living in their tents, to meet God. They gathered together and stood at the bottom of the mountain. Imagine how frightening it must have been! Mount Sinai was covered with smoke, because the Lord had come down in a fire. Smoke poured up into the sky and covered the mountain. The whole mountain was shaking. The trumpet got louder and louder and louder. God was showing the people how great and powerful He was, and they were very afraid.

Moses spoke to God, and God answered him with thunder. The Lord called Moses to come up the mountain, so he went up to meet with Him. God was about to teach the people something very important, and He wanted to make sure they would obey Him.

### The Ten Commandments

So the Lord God spoke with the people and gave them the Ten Commandments. As God spoke, the people heard the rumble of thunder and saw lightning flash all around. The mountain smoked like it was on fire and the people stood far away, shaking because they were afraid.

Students, do you know what a commandment is? Do you know what the Ten Commandments are? [Give students an opportunity to answer.] They are a set of rules that God wanted the Israelites to follow, and they are the same commandments He wants us to obey. God loves us and wants the best for us, so He gave us His rules so we can live in a way that pleases Him. When we obey the Ten Commandments, it is a way for us to show that we love God.

These were the Ten Commandments God gave the people:

[Hold up flash card 1.] Do not worship any god except Me. I am the Lord your God, who brought you out of Egypt, where you were slaves.

[Hold up flash card 2.] Do not make for yourselves pictures or statues that look like anything in the sky, on earth, or in the sea to worship. Do not bow down and worship these idols. I am the Lord your God, and you are to love and worship Me alone. If anyone disobeys Me, I will punish their families: their children, grandchildren, and great-grandchildren. But I love those who love Me, and I am kind to those who obey Me. When people love Me and obey My laws, I am kind to their families for thousands of generations.

[Hold up flash card 3.] Do not use My name in a way that shows a lack of respect. I am the Lord your God, and I will punish anyone who uses My name in a bad way.

[Hold up flash card 4.] Remember to observe the Sabbath day, and keep it holy. You have six days when you can do all your work, but the seventh day of each week you are to rest. No one is to work on that day, including you, your children, your slaves, your animals, and anyone else who lives in your towns. When I made the heavens, the earth, the sea, and everything in them, I made them in six days. On the seventh day I rested and blessed that day.

That is why I made the Sabbath a special day that belongs to Me.

Students, how many commandments had God just given the people? (Four.) These first four commandments told them how they could show their love to God. God loved His people very much, and He wanted them to love Him back.

The Lord still had another six commandments to give the Israelites. Let's learn what they are. Listen carefully and see if you can hear who they teach us to love.

[Hold up flash card 5.] Honor your father and your mother. Obey your father and mother, love them and respect them. If you do this, you will live a long life in the land I am giving you.

[Hold up flash card 6.] Do not murder.

[Hold up flash card 7.] You must only have one husband or one wife.

[Hold up flash card 8.] Do not steal.

[Hold up flash card 9.] Do not tell lies about others.

[Hold up flash card 10.] Do not covet. Do not want something that does not belong to you. Do not wish for someone else's house or wife or slaves or cattle or donkeys or anything else that does not belong to you.

Can anyone tell me a pattern they noticed in the last six commandments? The first four commandments talk about how we should love God. What do you think the last six commandments talk about? [Give students an opportunity to answer.]

The last six commandments teach us about how God wants us to love one another. When we follow them, we are treating other people the way we would like to be treated. God has given us these last six commandments so we can live peacefully and happily with other people.

### Moses Explains

Let's go back to the story now. As God was giving these commandments, the mountain was smoking and there was thunder and lightning. The people were shaking and very frightened. They stood a long way off and said to Moses, "If you speak to us, we will listen. But don't let God speak to us or we will die!" They were terrified!

Moses replied, "Don't be afraid! God has come only to test you. He has shown Himself to you. Remember how God has spoken to you on this mountain and keep that fear in you, so you will obey Him and not sin."

The people stood from far away and watched as Moses went into the thick, dark cloud where God was.



### CHECK FOR UNDERSTANDING

1. **Why do you think God gave the Israelites the Ten Commandments?** In the Old Testament, the Ten Commandments were a covenant of love given by God for the people of Israel.
2. **Do we still have to follow the Ten Commandments today? Why?** Yes. The Ten Commandments serve as a guide to lead us to a personal relationship with God through Jesus Christ in the new covenant. For older students, you can mention that the first thing we must understand is that the Ten Commandments were never intended to be an end in themselves. The primary purpose of the law is to restore the relationship between the holy God and sinful man and establish the foundation for relationships with one another. The commandments are like signposts guiding us on the road to this end. Without such an understanding, the Ten Commandments are merely a set of rules that lead to death, discouragement, and pride.
3. **Why do you think it's important to follow the Ten Commandments?** God is holy. Holiness is part of God's very being. The Ten Commandments are part of God's expression of His holiness and the standard He requires in order to have a relationship with Him. It is important because we will not fall from God's standard if we keep it. Another important reason is that it is Jesus's teaching. Read Matthew 4:4: "Every word" of God includes the Ten Commandments. We are to live by every word. Read Matthew 19:16-17: Jesus Christ tells us to keep the commandments and names those commandments in verses 18 and 19. John 14:15 is a straightforward statement.

### MEMORY VERSE PRACTICE

Please reinforce the memory verse every week.  
You can practice the memory verse with your students anytime during class.

**"I may live and keep Your word." (Psalm 119:17b)**

### HOMEWORK ANSWER KEY

1. Sinai
2. afraid
3. Ten Commandments
4. God
5. other people
6. True
7. True
8. 8, 5, 2, 9, 4, 6, 10, 1, 3, 7
9. Answers may vary.
10. "I may live and keep Your word." (Psalm 119:17b)

## SPIRITUAL TEACHING & LIFE APPLICATION

### 1. Obedience produces a life of peace and blessing.

God has given us His commandments because He loves us. He shows us how we can please Him in our lives and how to live peacefully with others by obeying His commandments. If we do this, He will bless us.

Obedying God's commandments is one way to show our love for God. It also demonstrates to others that we are His special people. Apart from God's commandments, our parents and teachers also give us rules and boundaries to help us have peace and order in our lives.

### 2. Sometimes, we find it difficult or we don't understand why we have to obey God's commandments. When we feel this way, we need to remind ourselves that God knows what is good for us better than we do, although we may not understand it at the time.

It's not always easy to have to follow rules and have boundaries for everything. Sometimes, we just want to play, be dangerous, or have a little fun. But we may not know what is good for us or what is harmful for us.

To understand God's better way, ask your students to think about their younger siblings, or cousins, or another kid that is younger than them. Look at some of the things that the younger children do that your students know are not good (e.g., climbing on tables or touching a hot stove). While the little ones may not understand that what they are curious about is bad for them, your students will know because they have been in those situations before.

In the same way, help your students understand that there are also many things in their lives they have yet to understand, but our parents, teachers, and God Himself know better. So when they follow the rules and obey God's commandments, it is really for their good and for their benefit.

### 3. There are consequences for everything that we do—sin will lead to punishment, but obedience will lead to life and peace.

Remind students to think about the consequences of their actions before they speak or act. Ask your students to share about a time when their parents disciplined them for something they did wrong. What did they learn when they looked back at the situation? [Give students time to think.] Similarly, God disciplines us because He loves us and wants to teach us the better way, so that we don't keep making the same mistakes.

On a brighter note, the upside of obeying rules and commandments is that we will have a joyful life. Remember that God's commandments teach us how to love one another. That means if we follow the rules, we are learning how to treat one another with love and respect. When we treat one another with love and respect, God is glorified! Also, ask your students to share experiences of following rules and of God's blessings, and how they felt about it afterwards.

## ACTIVITIES

**1**

### God's Commandments

**Objective:** To know the Ten Commandments.

#### Materials

- Ten Commandments cards template, one per pair of students
- Scissors

#### Instructions

1. Cut out the cards and mix them up.
2. Pair up the students and hand each pair a stack of cards.
3. Ask them to place the cards face down in four rows of three cards each.
4. The first player turns over two cards. If they match (commandment with its correct number), the player keeps the pair. If they do not match, the player turns them back over and the next player takes their turn.
5. The player with the most matched sets is the winner!

## 2

**Clothesline Commandments**

**Objective:** To familiarize the students with the Ten Commandments.

**Materials**

- Construction paper in various colors
- Markers or crayons
- Slips of paper
- Rope or clothesline
- Clothespins
- Scissors

**Preparations**

1. Number the slips of paper 1 to 10. The numbers correspond to the Ten Commandments.
2. Cut the construction paper in the shape of T-shirts (use as much of the construction paper as possible).
3. Prepare a clothesline or rope across a classroom wall with 10 clothespins attached to it.

**Instructions**

1. Pass out one numbered slip of paper to each student. If there are too few students, give each student more than one commandment. If there are too many students, allow the extra students to illustrate the commandments.
2. Pass out one construction paper T-shirt to each student.
3. Ask students to write the commandment on the "T-shirt" and illustrate or decorate it as they wish.
4. When all of the commandments are completed, allow the students to pin them up in the correct order. Keep this up as a reminder to the students to keep the Ten Commandments.

## 3

**Commandments Relay**

**Objective:** To practice rapid recall of the Ten Commandments.

**Materials**

- 30 identical pieces of cardboard
- Long rope to use as a starting line

**Preparation**

Each of the Ten Commandments is to be written on one side of each piece of cardboard. Make two sets of the Ten Commandments. Do not number the commandments. Number the remaining 10 pieces of cardboard.

**Instructions**

1. Mix the commandments up and set them face-down in two piles corresponding to two complete sets of commandments. Set the numbered pieces of cardboard in numerical order beginning from the starting line, moving further away from the starting line as you progressively lay down the numbered cardboard pieces.
2. Divide the class into 2 teams and have each team line up behind a pile behind the starting line.
3. When the start signal is given, the first person in each team is to take the commandment on the top of their pile and place it on the ground in line with the corresponding number.
4. When the first person has returned and passed the starting line, the next person in the team is to take the next commandment on the top of the pile, and repeat the procedure.
5. This is to continue until the winning team has successfully completed arranging their set of commandments in order.

Commandment	Commandment	Commandment	Commandment	Commandment
<b>1</b>	<b>2</b>	<b>3</b>	<b>4</b>	<b>5</b>
You shall have no other gods before Me.	You shall not make for yourself an idol.	You shall not take the name of the Lord your God in vain.	Remember the Sabbath day, to keep it holy.	Honor your father and your mother.
Commandment	Commandment	Commandment	Commandment	Commandment
<b>6</b>	<b>7</b>	<b>8</b>	<b>9</b>	<b>10</b>
You shall not murder.	You shall not commit adultery.	You shall not steal.	You shall not bear false witness.	You shall not covet.

## E1 Year 1 Book 3 Lesson 6—The Ten Commandments

# Homework Assignment

Name: \_\_\_\_\_ Parent signature: \_\_\_\_\_ Date: \_\_\_\_\_

**Bible Truth:** We are to live differently from the people around us by following the commands of God.

**Lesson Objectives:**

1. To understand that God showed His love for us by giving us His commandments.
2. To obey God's commandments by demonstrating our fear of God and our love for Him.
3. To understand that fearing God and obeying His commandments are the whole duties of our life.
4. To follow His commandments with courage and faith.

**Bible Reading:** Please put a checkmark in the space when you complete the reading each day.**Prayer:** Please put a checkmark in the space on the days you prayed to God.

	Sun	Mon	Tue	Wed	Thu	Fri	Sat
Bible Reading							
Prayer							

## Memory Verse

Please write down this week's memory verse.

(Psalm 119:17b)

---



---

## What I Learned from the Bible This Week

1. \_\_\_\_\_
2. \_\_\_\_\_
3. \_\_\_\_\_

# Homework Assignment

*Understanding What You Have Learned*

## Fill In the Blank

Ten Commandments	afraid	other people	Sinai	God
------------------	--------	--------------	-------	-----

1. The Israelites came to a mountain called \_\_\_\_\_.
2. The people were \_\_\_\_\_ when they saw that God had come down to the mountain to speak with them.
3. The Lord gave Moses some important rules. These rules are called the \_\_\_\_\_.
4. The first four commandments teach us to love \_\_\_\_\_.
5. The last six commandments teach us to love \_\_\_\_\_.

## True or False

6. God told the Israelites not to touch the mountain because He didn't want them to get hurt. \_\_\_\_\_
7. The people had to prepare themselves before they met God. \_\_\_\_\_

## 8. Number the Commandments

- |       |   |
|-------|---|
| _____ | Do not steal.   |
| _____ | Honor your father and your mother.  |
| _____ | Do not make for yourself an idol.   |
| _____ | Do not tell lies about others. (Do not bear false witness.)                   |
| _____ | Remember the Sabbath, to keep it holy.  |
| _____ | Do not murder.  |
| _____ | Do not want something that does not belong to you. (Do not covet.)            |
| _____ | Do not have other gods except the Lord.                                       |
| _____ | Do not use God's name without respect. (Do not take the Lord's name in vain.) |
| _____ | You must only have one husband and one wife. (Do not commit adultery.)        |

9. Why do you think it's important to follow the Ten Commandments?

---

---

10. Write down this week's memory verse.

---

# LESSON 7

## THE GOLDEN CALF

### BEFORE YOU TEACH

#### Idolatry and the Golden Calf

In biblical times, idols were shaped in human and animal forms. A stone or tree trunk might have served as an idol. At times, idols were treated as if they were gods (Isa 44:17-20). However, most idols probably represented a god or goddess, with the image serving as a link between the physical and spiritual worlds. As male Canaanite gods were often portrayed riding on a bull, many believe the golden calf was intended to serve as a throne for an invisible deity (1 Kgs 12:25-33).

The bull was the principal god of Egypt, and later it became the god of the ten tribes. Not long after receiving the commandment, "You shall have no other gods before Me," the Israelites fashioned a calf out of gold jewelry. This indicates the depths to which the Israelites had sunk in Egyptian idolatry. The Lord was too great to be represented by any carving or statue.

### UNDERSTANDING YOUR STUDENTS

Your students may still be under the impression that idols are tangible, man-made images of gods. Through this lesson, you can help your students understand that idols are more often intangible desires and wants that take the place of God in our hearts. As we begin to value other things above God in our hearts, our actions follow. For example, one of your students may have just received a favorite toy. Because it is the Sabbath, they won't get to play with it until they get back home. Perhaps your student insists on bringing it with them, or throws a tantrum, or even suggests that they stay home. Although no one (besides God) can tell what is most important in our hearts, our actions often reveal it. Jesus has said, "For where your treasure is, there your heart will be also" (Mt 6:21). Our "treasure" consists of our time, money, and effort. What we do with our treasure reveals our heart, or what we value most.

Through this lesson, help your students understand that idols can be many things. Above all, idols are anything that take first place in our hearts. Ask your students to look deep down inside and see if there is anything in their hearts that takes the place of God. If they find anything, they should first pray to God and ask for forgiveness. Although God is a jealous God, He is also a merciful one. Then they can ask God to help them put Him first, because only He can. As we become more and more faithful to God and give Him His rightful place in our lives, He will bless us and meet our needs, and through our lives, God will be glorified.

### BIBLE TEXT

Exodus 24:12-18; 32:1-20, 30-34;  
34:1-4, 27-28

### BIBLE TRUTH

The Lord is the one and only God. He is a jealous God who wants us to worship Him only.

### LESSON OBJECTIVES

1. To never place anything above God in our hearts.
2. To flee from idols and stand up for what we believe in.

### MEMORY VERSE

"You shall have no other gods before Me."

(Exodus 20:3)

### PRAYER

In the name of the Lord Jesus Christ, we pray. Lord, we thank You for all of Your love and mercy. You love us so much that You came down to this earth to die for us. You have shown us that You love us more than anything—even more than Your own life. Please help us to love You above everything else and help us live for You. Hallelujah! Amen.

## VOCABULARY

- idol:** a made-up god  
**calf:** a young cow or bull  
**destroy:** to break to pieces; make useless; ruin; to do away with

## REVIEW

Last week, we learned about how Moses went up to Mount Sinai and received the Ten Commandments from God. Let's name the Ten Commandments. [Lead the students into reciting the Ten Commandments by saying, "One, you shall not..." ] Good job, boys and girls! The Ten Commandments teach us how to have a relationship with God and with others. The first four focus on our relationship with God, while the last six focus on our relationship with others. Why is it important for us to follow God's commandments? [Give students time to answer.] When we follow God's commands, we are showing Him that we love Him and want to draw near to Him. As God's children, we should live by His every word, and that includes the Ten Commandments.

## BIBLE STORY

### Warm-up: Can people make gods?

1. Ask your students, "If you make something, will it live? Will it be more powerful than you?"
2. Bring in a handmade object that you or someone else made. Show the object to the students and tell them how it was made and who made it.
3. Discuss how silly it is for us to worship something we made with our own hands.
4. Read Psalm 115:1-8. God is our Creator and is the only One worthy of our worship.

### Moses on Mount Sinai

The Israelites were at Mount Sinai when the Lord said to Moses, "Come up on the mountain and stay here for a while. I will give you two flat stones on which I have written the laws and commands that the people must obey." Moses and his helper Joshua got ready, and Moses started up the mountain where God was.

Moses had told the leaders, "Wait here until we come back. Aaron and Hur will be with you, and they can settle any problems while we are away."

When Moses went up to Mount Sinai, a cloud covered it and the bright glory of the Lord came down and stayed there. The cloud covered the mountain for six days, and on the seventh day the Lord told Moses to come into the cloud. Moses went into the cloud on top of the mountain and stayed there for forty days and nights. To the people at the foothills, the Lord's glory looked like a blazing fire on top of the mountain.

### The Golden Calf

Boys and girls, what do you think the Israelites were doing during the time Moses went up the mountain? Were they

waiting patiently for Moses to come back with the word of the Lord? Let's find out.

After the people saw that Moses had been on the mountain for a long time, they became anxious and went to Aaron and said, "Make us an image of a god who will lead and protect us! Moses brought us out of Egypt, but nobody knows what has happened to him."

Afraid of the Israelites' frustration and not wanting to displease them, Aaron told them, "Bring me the golden earrings that your wives and sons and daughters are wearing." Everybody took off their earrings and brought them to Aaron, who melted them and made an idol—a golden calf.

All the people said to one another, "This is the god that brought us out of Egypt!"

When Aaron saw what was happening, he built an altar in front of the idol and said, "Tomorrow we will have a big feast to honor the Lord." The people got up early the next morning and killed some animals to be used as sacrifices and others to be eaten. Then everyone ate and drank so much that they began to act like wild people.

Boys and girls, do you think that God would be happy with what Aaron and the Israelites were doing? Did God know what they were doing while Moses and God were talking on the mountain? Of course! Let's see what God said to Moses.

### Moses Pleads for the Israelites

The Lord said to Moses, "Hurry back down! Those people you led out of Egypt are acting like fools! They have already stopped obeying Me and have made for themselves an idol that looks like a young bull. They have bowed down to it, offered sacrifices, and said that it is the



god who brought them out of Egypt. Moses, I have seen how stubborn these people are, and I am angry enough to destroy them. Don't try to stop Me! But I will make your descendants into a great nation."

Moses tried to get God to change His mind. He said, "Lord, You used Your great power and might to bring these people out of Egypt. Now don't become angry and destroy them. If You do, the Egyptians will say You brought Your people out here into the mountains just to get rid of them. Please don't be angry with Your people! Don't destroy them!"

"Remember the firm promise You made to Abraham, Isaac, and Jacob. You said that someday they would have as many descendants as there are stars in the sky. And You promised to give this land to them." So even though the Lord said He would destroy the people, He changed His mind and let them live.

Boys and girls, why do you think God was so angry? What does this tell us about worshipping idols? God is a jealous God. This means that He wants us to only worship Him because He loves us. Let's find out what happened next.

### Broken Stones

Moses went back down the mountain with the two flat stones on which God Himself had written the Ten Commandments. When Joshua heard the noisy shouts of the people, he said to Moses, "A battle must be going on down in the camp!"

But Moses replied, "It doesn't sound to me like they are shouting because they have won or lost a battle. They are singing!"

As Moses got closer to the camp, he saw the golden calf and he also saw the people dancing around. This made him so angry that he threw the stones down and broke them to pieces at the foot of the mountain. He melted the idol the people had made and ground it into powder. He

put it in their water and made them drink it.

The next day Moses told the people, "This is a terrible thing you have done! But I will go back to the Lord to see what I can do to keep this sin from being held against you."

Boys and girls, have you seen a friend do something that you know is wrong? How would you react? We can learn from Moses, who cared about the people even though he was angry that they did a bad thing against God. In the same way, when we see a friend do wrong, we can talk to them about it and pray for them.

Let's see how Moses talked to God about the Israelites.

### Moses Pleads for the Israelites Again

Moses returned to the Lord and said, "The people have committed a terrible sin. They have made golden idols to be their gods. But please forgive them. If You don't, please wipe my name out of Your book!" (The people of Israel believed that the Lord kept a record of the names of His people, and anyone whose name was removed from the Lord's book no longer belonged to the Lord.)

The Lord replied, "I will wipe out of My book the name of everyone who has sinned against Me! Now take My people to the place I told you about, and My angel will lead you. But when the time comes, I will punish them for this sin."

### New Flat Stones for the Ten Commandments

The Lord then said to Moses, "Take two flat stones like the first ones, and I will write what I had written on the first ones. Come up to Mount Sinai in the morning, and do not bring anyone with you."

So Moses took two flat stones like the first ones and went up to Mount Sinai early in the morning. And the Lord wrote the Ten Commandments on the two flat stones.

## CHECK FOR UNDERSTANDING

1. How many days and nights was Moses on the mountain? Forty.
2. Aaron made a golden idol that looked like what kind of animal? Calf.
3. True or False: The Lord was so angry that He wanted to destroy the Israelites. True.
4. True or False: Moses agreed that the Lord should destroy the Israelites. False; Moses interceded for them.
5. What did Moses do with the golden calf? He melted it and ground it into powder.
6. Which commandments did the Israelites break? The first and second commandments.

## MEMORY VERSE PRACTICE

Please reinforce the memory verse every week.  
You can practice the memory verse with your students anytime during class.

**"You shall have no other gods before Me." (Exodus 20:3)**

## SPIRITUAL TEACHING & LIFE APPLICATION

### 1. Keep the (first and second) commandments of God. The Lord is the one and only God, and He is a jealous God. He wants us to worship Him only.

Ask the students to find the Ten Commandments in the Bible. [Give them a hint such as, "It's in the book of Exodus."] Ask the first two students who find them to come to the board to write the first and second commandments. Have the students return to their seats.

In the Bible, we learn many stories of how some people make mistakes and sin against God, but the most serious sin is worshipping idols. Let's find out why God does not want us to worship idols.

"Boys and girls, why do you think that God commanded us to worship Him only? Let's think about all of the things that God has done for us." [Write down what the students say.]

"Boys and girls, is there anyone or anything that can compare to what God has done for us?" (No.)

"Can you think of why God does all these things for us?" (Because He loves us and we are precious to Him.) "How do you think God feels when, after doing all these things for us and loving us, instead of worshiping Him we worship idols?" (Very sad, jealous, angry, etc.)

•••••

### 2. Stand up for what you believe in.

This life application is especially applicable for students who are exposed to idols. Have the students turn to 1 Corinthians 10:14. Call on a volunteer to read it. This verse tells us that we should flee from idolatry. That means we should not be afraid to stand up for what we believe in and abstain from idols.

1. Ask the students if any of them have relatives who are unbelievers that worship idols. Ask them what they would do if their relatives offer them anything that has to do with idols (this is to get an idea of whether the students and their believing parents understand the severity of idols).
2. What are some things you can do if your relatives give you something that has to do with idols? List suggestions on the board.

•••••

### 3. Never place anything more important than God in our hearts.

Sing the hymn "I'll Put Jesus First in My Life." Then read the following story and discuss the questions.

Sophie just received the coolest birthday present ever—a brand new handheld video game system. Her parents got it for her because she had been doing very well in school and did her homework every night so that she had some free time after dinner. She had asked her parents if it was okay to play video games after she finished her homework, but they didn't have any video games at home except on her dad's laptop, which he needed for work. So Sophie's parents surprised her with this awesome gift during her birthday party on Sunday. She played it every night after finishing all her homework, and she had been beating all the hard levels. On Saturday, Sophie was preparing to go to church with her family, and while she was packing her Bible and RE homework she saw her shiny handheld and was about to pack it up to bring it to church.

Boys and girls, do you think that Sophie should have brought her video game system to church? Why?

"Let's go!" called Sophie's mom. "We need to get to church in time for morning prayer session!"

"Coming!" said Sophie. Sophie was busy stuffing her video game system in her bag and didn't notice her dad at her bedroom door. "What's that you just put in your bag?" asked Sophie's dad.

"Oh, nothing," replied Sophie. "Well, not nothing, Daddy. It's only the coolest video game system you and Mom bought me for my birthday."

"It's a pretty great player, isn't it?" said her dad, "But why do you need it for Sabbath service?"

"Um..." said Sophie tentatively, "well, I thought I could show it to my friends."

Boys and girls, what do you think Sophie's dad said to her next? Let's find out.

"Honey, we're going to church to worship God. It's the blessed and holy Sabbath day. That means we're going to focus on God all day today. I don't think you can focus on God when you're playing your video game. What do you say we keep your video game system at home today?"

Sophie sighed. Then she thought, "Daddy's right. God won't be happy if I'm playing or showing off when I'm supposed to be worshipping Him," and she began to take it out of her bag. "I guess I can always play it tomorrow. Besides, it might get lost or broken if I bring it."

"Sweetie, I knew you would make the right decision," said her dad, smiling proudly, "All right! Let's not keep your mom waiting."

### **Favorite Things**

It's not wrong to have favorite things, but when these things start to become more important to us than God, we have to rethink our priorities.

### **Instructions**

1. Ask the students to name some of their favorite things (people, toys, places to go, etc.). List them on the board.
2. Discuss how these things could start to take God's place in their hearts.
3. Discuss healthy ways to enjoy these things without letting them become our spiritual idols.
4. How can we show God that He is the most important to us?

## **ACTIVITIES**

**1**

### **A Love Song to God**

**Objective:** To understand that God is our only God.

### **Materials**

- Large poster, around 36" x 48"
- Scissors
- Blank pieces of paper
- Markers, colored pencils, crayons
- Tape or glue

### **Instructions**

1. Brainstorm with the class some reasons why God is the only God. Then have each student name one of their favorite things. Take everything the class has brainstormed and write it into a song.

An example of the structure of this song is:

*"God is the best, the strongest, the mightiest! God loves us very much and cares about us... He is more precious to me than [list of students' favorite things]..."*

[Suggestion: You can use the children's song "My God Is So Great," or the hymn "I'd Rather have Jesus."]

2. Write out the full song with a bold marker on the large poster.
3. While you write out the song on the poster, allow each student some time to draw and cut out one picture of why they love God and one picture of their favorite thing (altogether two pictures per student).
4. Have each student paste (with tape or glue) their cutouts on the poster.
5. Sing the song together as a class to remind the students that God is our only God.

## 2

**My Beloved, Flee from Idolatry!**

**Objective:** To emphasize to students the importance of fleeing from idolatry.

**Preparations**

Photocopy the flash cards and cut them out.

**Instructions**

1. Distribute one card to each student at random (if you have many students, put them in pairs or teams; if you have few students, give each student more than one).
2. Allow the students to read their own card silently while you write out each of the testimony endings on the board.
3. After you have finished writing, pick a student at random to read their testimony aloud.
4. Then let the students decide which ending matches up with the testimony that was just read.
5. Discuss each testimony with the students.

Below are all of the testimonies, endings, and discussion suggestions.

**Testimonies**

1. **Story:** A sister received a jade necklace on a red string from an aunt in Taiwan. She thought it looked pretty so she wore it once to church. There were a couple of elderly women at church who told her that the jade necklace had to do with idols.  
**Ending:** The sister was shocked, but she obeyed by taking it off right away and throwing it out.  
**Discussion:** Ask the students what they would do if someone older in church told them that something their relative gave them was from idols. Ask them what they would do if they were in a similar situation.
2. **Story:** A brother received a gold cross necklace with a figure of Christ on it from his grandma. The grandma was a church member but did not realize that it was wrong to have an idol of Christ.  
**Ending:** His sister saw it and told their parents that it was a Catholic idol, so they exchanged it at the jewelry store for another necklace without the figure.  
**Discussion:** Explain to the students that even though some things seem Christian, we believe in a God who is almighty and cannot be contained in an image or figure. For example, we do not pray to the cross or the Bible; we pray to God in heaven. The Lord Jesus saved us through the cross, and we read His word in the Bible, but we do not worship these objects.
3. **Story:** A sister received an idol from her mother-in-law who worships idols. She did not want to keep it in her house, but she was afraid to throw it out herself.  
**Ending:** This sister called a preacher to ask him to throw away the idol in the name of the Lord Jesus.  
**Discussion:** Explain that we should obey God above all, but we need to be respectful of our elderly relatives as well. Explain that keeping an idol in our house could cause Satan to attack us.
4. **Story:** There were some sisters who had parents who worshiped idols. Their parents were against them going to church, and one day they forced them to eat food sacrificed to idols.  
**Ending:** The sisters immediately prayed and asked God for forgiveness because they were forced by their parents, and God forgave them.  
**Discussion:** Ask the students what they would do if they were offered, accidentally given, or forced to take food offered to idols.
5. **Story:** A brother and a sister attended a funeral for their Buddhist family friend. At the end of the funeral, the people would go up to the deceased's portrait and bow, and some candy was given out.  
**Ending:** Their mom told them not to bow when they went up and not to take the candy.  
**Discussion:** Explain that sometimes, to show love to our relatives and friends, we may need to attend something like a funeral that is run by idol worshippers. We should refrain from doing any of the religious activities.

6. Story: A sister went to Japan and went sight-seeing. She went with her idol-worshipping friend to see various old buildings, some of which were temples. They also took some pictures.  
Ending: The sister told her friend that she did not want to offer incense or have anything to do with the idols. The sister also threw away the pictures that had idols in them.  
Discussion: Ask the students what they would do if they were in this situation.
7. Story: A sister went on a school field trip to an old historical building where one of the oldest idols in the city was preserved. All of the kids in her class started to bow down to the idol, but it was just for fun.  
Ending: The sister didn't join in on the fun. Instead, she stood by the teachers and chaperones and waited for them to go on to the next part of the field trip.  
Discussion: Explain to the students that we should refrain from idols even if it's for fun. In fact, it's not funny. It's God's commandment for us to flee from idols.
8. Story: A sister who just got baptized had grandparents who worshiped idols. Before baptism, she used to worship idols whenever she went to visit her grandparents, but after coming to Christ and baptism, she did not want to worship idols anymore.  
Ending: This sister asked her mom to explain to her grandparents why she could not worship idols, and in the end they agreed that she didn't need to worship.  
Discussion: Explain to the students that they can always talk to their believing parents to figure out how to deal with relatives who worship idols.

### HOMEWORK ANSWER KEY

1. "You shall have no other gods before Me." (Exodus 20:3)
2. Mount Sinai
3. gold, calf
4. True
5. False; Moses interceded for the Israelites.
6. True
7. C
8. D
9. Refer to Psalm 135:15-18 and Jeremiah 10:1-13. Answers may vary.
10. Answers may vary.

## My Beloved, Flee from Idolatry!

<p>A sister received a jade necklace on a red string from an aunt in Taiwan. She thought it looked pretty so she wore it once to church. There were a couple of elderly women at church who told her that the jade necklace had to do with idols.</p>	<p>A brother received a gold cross necklace with a figure of Christ on it from his grandma. The grandma was a church member but did not realize that it was wrong to have an idol of Christ.</p>	<p>A sister received an idol from her mother-in-law who worships idols. She did not want to keep it in her house, but she was afraid to throw it out herself.</p>	<p>There were some sisters who had parents who worshiped idols. Their parents were against them going to church, and one day they forced them to eat food sacrificed to idols.</p>
<p>A brother and a sister attended a funeral for their Buddhist family friend. At the end of the funeral, the people would go up to the deceased's portrait and bow, and some candy was given out.</p>	<p>A sister went to Japan and went sight-seeing. She went with her idol-worshipping friend to see various old buildings, some of which were temples. They also took some pictures.</p>	<p>A sister went on a school field trip to an old historical building where one of the oldest idols in the city was preserved. All of the kids in her class started to bow down to the idol, but it was just for fun.</p>	<p>A sister who just got baptized had grandparents who worshiped idols. Before baptism, she used to worship idols whenever she went to visit her grandparents, but after coming to Christ and baptism, she did not want to worship idols anymore.</p>

## E1 Year 1 Book 3 Lesson 7—The Golden Calf

**Homework Assignment**

Name: \_\_\_\_\_ Parent signature: \_\_\_\_\_ Date: \_\_\_\_\_

**Bible Truth:** The Lord is the one and only God. He is a jealous God who wants us to worship Him only.**Lesson Objectives:** 1. To never place anything above God in our hearts.  
2. To flee from idols and stand up for what we believe in.**Bible Reading:** Please put a checkmark in the space when you complete the reading each day.**Prayer:** Please put a checkmark in the space on the days you prayed to God.

	Sun	Mon	Tue	Wed	Thu	Fri	Sat
Bible Reading							
Prayer							

**Memory Verse**

Please write down this week's memory verse.

(Exodus 20:3)

---



---

**What I Learned from the Bible This Week**

1. \_\_\_\_\_
2. \_\_\_\_\_
3. \_\_\_\_\_

# Homework Assignment

*Understanding What You Have Learned*

1. Write down the memory verse for this week.

**Fill In the Blank**

calf	Mount	gold	Sinai
------	-------	------	-------

2. The Lord called Moses to go up to \_\_\_\_\_ to receive the Ten Commandments.
3. When the Israelites saw that Moses was gone for a long time, they asked Aaron to make them a god who would lead and protect them. So Aaron asked them to give him their \_\_\_\_\_ and he made an idol in the shape of a \_\_\_\_\_.

**True or False**

4. Aaron and Hur were in charge of the Israelites while Moses went up to speak to the Lord. \_\_\_\_\_
5. When the Lord told Moses that He would destroy the Israelites, Moses was happy because he was tired of leading the Israelites. \_\_\_\_\_
6. The Lord was so angry when the Israelites worshiped the idol that He wanted to destroy the Israelites. \_\_\_\_\_

**Multiple Choice**

7. \_\_\_\_\_ : Moses was on the mountain for \_\_\_\_\_.  
a. Seven days and nights  
b. Ten days and nights  
c. Forty days and nights  
d. One hundred days and nights
8. \_\_\_\_\_ : When Moses came down from the mountain and saw how the Israelites were worshipping the idol, \_\_\_\_\_.  
a. He threw the two tablets of stones on which the Ten Commandments were written on the ground because he was angry.  
b. He melted and ground up the idol into powder, mixed it with water and made the Israelites drink it.  
c. He told them that the Lord would destroy them and there was nothing he could do about it.  
d. A and B only.



9. Why shouldn't we worship idols? Work with your mom or dad.

a. Read Psalm 135:15-18 and Jeremiah 10:1-6 together. List five reasons why we should not worship idols.

---

---

---

---

---

b. Read Jeremiah 10:11-13. List three reasons why we should worship God only. You may think of reasons other than the ones from this Bible passage.

---

---

---

c. Discuss with your mom or dad about any time you have seen an idol in a relative or friend's house. What should you do if you see an idol? What should you say to your relative or friend if they offer you something that has to do with the idol?

---

---

---

10. Let's get rid of the idols in our hearts!

a. Think of one thing you sometimes put as more important than God. (For example: a favorite toy you wish you could bring to church, watching a TV show when you should go to church service, or a friend at church you would rather play with instead of going in the chapel during service.)

b. Write 2 sentences about why you think this thing or person is special or important to you.

---

---

c. Write 2 sentences about why you think that God is more important than the thing or person.

---

---

# LESSON 8

## THE TWELVE SPIES

### BEFORE YOU TEACH

#### Wandering in the Desert

Moses planned to go directly from Sinai to Canaan. On the border of the promised land, Moses sent spies to explore the land. However, because of the lack of faith in God and the ten spies' discouraging report, the people refused to go forward. Within sight of the promised land, the Israelites turned back.

For them, the opportunity never returned. According to God's words, they were condemned to wander for forty years until every one of the Israelites who left Egypt had died. Joshua and Caleb, the two faithful spies, were the only ones of that generation to see the promised land.

#### Courage and Encouragement

Our actions influence other people. If we have a positive attitude in our faith, we are an encouragement to others. If we have a negative attitude, we discourage others. The students' behavior inside and outside of class will influence others. The spies who gave the bad report were comparing the giants to themselves (grasshoppers) instead of to God. This brought fear to the Israelites and led them to rebel at the end. We must remember that things "which are impossible with men are possible with God" (Lk 18:27).

God doesn't expect us to do everything on our own either. We must rely on God and rely on our brethren. When the students start a new school year, do they sometimes lack the courage to make new friends? Do they feel like they are a "grasshopper" in the sight of others? Are they afraid to say grace during lunch? Take courage. God will help them.

#### God's Promise

God never breaks a promise. God promised to deliver the Israelites from bondage and promised to give them the land of Canaan. They witnessed numerous miracles and experienced the power of God since the time they were in Egypt.

But now, after reaching Canaan, a few frightening words from the faithless spies led the Israelites to completely forget about all the miracles the Lord had done for them. Fear and mourning eventually broke out and led to their great rebellion against the Lord. They even preferred death (Num 14:2).

Your students know of at least one promise from God: the Holy Spirit. They should be reminded that it is a promise from God and that He will give it to them if they ask.

### BIBLE TEXT

Numbers 13:1–14:38

### BIBLE TRUTH

Fear can paralyze us from doing what we ought to do.

### LESSON OBJECTIVES

1. To stand firm in the word of God, even though we may be standing alone.
2. To know that God will strengthen us and give us the courage to do what is right.
3. To trust God's word and promises.

### MEMORY VERSE

"Stand fast in the faith."

(1 Corinthians 16:13)

### PRAYER

In the name of the Lord Jesus Christ, we pray. We thank You, Lord, for bringing us here to worship Your holy name. Sometimes, it's hard to always follow Your commands, especially when everyone around us isn't. But we know that Your word is good, and it will bring us life. Please give us the strength to always follow Your word, Lord. Hallelujah! Amen.

## UNDERSTANDING YOUR STUDENTS

Ask the students to imagine standing alone, possibly with one other person, while attempting to convince their whole school to do something. This is the kind of situation Caleb and Joshua faced when they returned from exploring Canaan. Although they faced hundreds of thousands of frightened and angry people, they had the courage to do what was right.

Your students are probably especially sensitive to ridicule or ostracism because they are different or choose to do different things. For example, they may be afraid to say grace before lunch for fear of being teased, or they may be ostracized because they go to church and can't go out to play on Saturdays. Help your students understand that there is nothing wrong with being different; in fact, God calls us to live lives differently from the people around

us. It is His will for us to separate ourselves "from the peoples of the land" (Ezra 10:11).

The courage of Caleb and Joshua lay in God's promise and His words. James states, "Blessed is the man who endures temptation; for when he has been approved, he will receive the crown of life which the Lord has promised to those who love Him" (Jas 1:12).

Joshua and Caleb understood that the Lord would give them victory if they continued to do what was right. As long as we continue to do what is right, we can trust God to do what is best for us. He knows how to deal with those who give us a hard time because of our love for Him, and He will—in His time and in His way. We can therefore continue to obey the commands of God with courage and faith.

### VOCABULARY

- spy:** someone who secretly tries to find out information
- explore:** to find out new things about a certain place
- report:** to tell about what you saw, did, or heard

### REVIEW

Last week, we learned about how the Israelites camped at Mount Sinai and how Moses went up to speak to the Lord. While Moses was on the mountain, the Israelites did something that greatly angered the Lord. Do you remember what it was? Right, they made a golden calf to worship!

The Lord was angry enough with them to destroy all of them. Why was He so angry? (The Lord is the one and only God and He wants us to worship Him only.) Because the Lord is the only God, what are we never to do? (We should never worship any other gods or even consider anything as more important than God in our hearts.)

When God told Moses that He wanted to destroy the Israelites, what did Moses do? (He pleaded with God for the Israelites and God did not destroy all of them.) God gave Moses some very important laws that He wrote on two flat stones. What were these laws called? (The Ten Commandments.) We still follow these commands today.

## BIBLE STORY

### Moses Sends Out Twelve Spies

After the Israelites had camped at Mount Sinai for some time, God guided them to the Desert of Paran. They were close enough to the promised land so the people could explore it. The promised land, the land with plenty of milk and honey, was called Canaan.

The Lord said to Moses, "Send some men to explore the land of Canaan, which I am giving to the Israelites. Send one man from each tribe." So Moses did as the Lord said, and he sent twelve men, all leaders of the Israelites. Among the spies were Joshua and Caleb.

Moses told them, "Find out what the land is like and whether the people who live there are strong or weak, and if there are many of them. Is the land good or bad? What

kinds of towns do they live in? Are they protected or not? How is the soil? Is it good or bad? Are there lots of trees? Try to bring back some of the fruit of the land."

### The Spies Explore the Promised Land

So the spies went up and explored the land. When they came to a place called the Valley of Eschol, the spies cut off a branch that had a single cluster of grapes. Two men had to carry it on a pole between them. They also took some pomegranates and figs. That place was called the Valley of Eshcol because of the cluster of grapes the Israelites had cut from there ("Eshcol" means "cluster").

They explored the land for forty days and then returned to the camp.

### A Bad Report

When the spies came back to the Israelite camp, they reported to all the people what they had seen and showed them the fruit they had taken. They gave Moses this report: "The land that you sent us to explore does flow with milk and honey! Here is its fruit. But the people there are powerful, and the cities are protected and very large. We even saw giants there, from the family of Anak! The Amalekites, Hittites, Jebusites, Amorites, and the Canaanites all live there."

Caleb then quieted the people who were there before Moses and said, "We should go up and take the land, because we will surely be able to do it."

But the other spies said, "We can't attack those people; they are stronger than we are!" The spies began to tell the people, "The land we explored eats up those who live there. All the people we saw were so large; we even saw giants there, the children of Anak! We seemed like grasshoppers when we compared ourselves to them, and they must have thought the same."

### The Israelites Cry Out Against Moses

That night, all the Israelites cried out loud and began complaining to Moses and Aaron. "If only we had died in Egypt! Or in this desert! Why is the Lord bringing us to this land only to let us get killed there? Our wives and children will be taken away from us. Wouldn't it be better for us to go back to Egypt?"

They began to say to one another, "We should choose a leader to take us back to Egypt."

### Joshua and Caleb Have Faith in God

Joshua and Caleb, two of the spies who had gone to explore the land, then said to all the Israelites, "The land we explored was very good. If the Lord is happy with us, He will lead us into that land, a land flowing with milk and honey, and will give it to us. But do not fight against the Lord, and do not be afraid of the people of the land, because we will overtake them. They do not have anyone to protect them, but the Lord is with us. Do not be afraid of them."

But the Israelites talked about stoning them.

### Moses Pleads for the Israelites

Then the glory of the Lord appeared at the tabernacle of meeting to all the Israelites. The Lord said to Moses, "How long will these people continue to look down upon Me? I have performed so many miracles among them, and yet they still do not believe in Me! I will bring down a plague and destroy them all. But you, Moses, I will make into a great nation, one that is stronger than they."

Moses said to the Lord, "Then the Egyptians will hear about it! You brought these people from Egypt by Your mighty power. If You destroy the Israelites, they will hear about it. They have already heard about You, O Lord. They know that You are with these people and guide them by day and by night. If You kill all of the Israelites, the other people who have heard about You will say, 'The Lord was not able to bring these people into the land He promised to them, so He killed them in the desert.' But You are a powerful and loving God; forgive these people like You have been doing since they left Egypt."

### The Israelites Wander for Forty Years in the Desert

The Lord replied, "I have forgiven them, as you asked. But as surely as I live, not one of the men who left Egypt and saw the miracles I performed will be able to enter the promised land. They have tested Me ten times and have looked down upon Me. But Caleb is different from the others and follows Me with his whole heart. I will bring him into the promised land and his children will live there. Turn back tomorrow and head toward the Red Sea."

Then the Lord said to Moses and Aaron, "How long will these people complain against Me? I have heard their complaints, so tell them: 'I will do what you have said; every one of you who is twenty years or older and complained against Me will never enter the promised land. Only Joshua and Caleb will enter the land. I will bring your children, whom you said would be taken away from you, into the land to enjoy it. But for forty years—one year for every day you explored the land—you will suffer in this desert and will die here.'"

The spies who had given a bad report were struck by a plague and died before the Lord. Joshua and Caleb had not been struck by the plague, so they lived.

## CHECK FOR UNDERSTANDING

1. The Israelites didn't want to go into the promised land, but Joshua and Caleb believed that God would give it to them. Joshua and Caleb believed in God. What do we call this kind of belief? Faith.
2. Do you think it was hard for Joshua and Caleb to stand up against the rest of the Israelites? It might have been hard, but they stood firm in what they believed.
3. Moses sent twenty spies to explore the land. False; he sent twelve spies.
4. Ten of the spies were sure that they could beat the enemy. False; only two thought they could beat the enemy.
5. Joshua and Caleb were not afraid because God was with them. True.
6. The Israelites would have to wander fifty years in the desert. False; they would have to wander for forty years.
7. God was angry because the Israelites did not believe that He would help them. True.

### MEMORY VERSE PRACTICE

Please reinforce the memory verse every week.  
You can practice the memory verse with your students anytime during class.

**“Stand fast in the faith.” (1 Corinthians 16:13)**

### SPIRITUAL TEACHING & LIFE APPLICATION

#### 1. We need to rely on God to help us stand firm in this world and set ourselves apart from others, even in times when we find ourselves standing alone.

God doesn't like it when we do something wrong or sin against Him. Many people in this world don't believe in God and never feel the love of God. That's why they do all sorts of things on Sabbath. Have you ever had a friend invite you to a birthday party on Sabbath? Sabbath is a day set apart by God so that we may rest and worship Him. Maybe all of your friends are going and you're the only one who isn't. If we rely on God, we can stand firm and set ourselves apart. We must not break God's commandment.

We may also encounter people who lie all the time. You may know some friends who've lied to their parents, lied to their teachers, and even to their own friends. As Christians, we must not lie on purpose. This is also God's commandment. We may even have friends who say bad words, say mean things, and hurt others all the time. But we must separate ourselves from them because we are the children of God. Some people may think that knowing God and believing in Him has so many restrictions, because it seems like there are many things that Christians can't do. But we must learn from Paul and consider it a gain to know Christ. God can help us in times of need and we can always rely on Him. When we are sick, we can pray to Him. When we are sad or lonely or angry, God can comfort us. Other people in the world don't have God in their life to guide them, to comfort them, or to help them.

#### 2. We must put our trust into God's words and promises.

Honoring our parents is one of the Ten Commandments. But did you know that commandment also comes with a promise? God says that if we honor our father and mother, we will live long in the land that God is giving us. God doesn't break His promises. If we do our part, God will certainly do His part.

God also promised us the precious Holy Spirit. If you haven't received the Holy Spirit, you must continue to ask God. It is a promise from God and God never breaks His promises. He will give it to you as long as you believe and continue to ask for it. We may find that our friends and even our family members around us may promise us something, but then they later break that promise. But we must remember that God will always keep a promise and will always stand with us even when we are alone.

Trusting in God, obeying God, and believing in His promises can bring blessings upon us, too. A couple in our church owned a restaurant. They loved their work and they loved God very much. A restaurant is usually open seven days a week, with Saturday and Sunday being the busiest days of the week. This means restaurants make the most money during the weekend. But this couple knew that Saturday was the Sabbath day and that they had to keep it. It is a commandment. So, even though they knew that they could make a lot of money on Saturday, they still closed the restaurant on Sabbath. God saw that they loved Him and obeyed Him, so God gave them double the amount of money when they reopened on Sunday after resting on Saturday. We must put our trust into God's words and promises.

### HOMEWORK ANSWER KEY

- |  |                       |
|--|-----------------------|
| 1. False; forty days                             | 6. Caleb              |
| 2. True  | 7. grasshoppers       |
| 3. False; both Caleb and Joshua believed in God. | 8. milk, honey        |
| 4. True  | 9. twenty             |
| 5. True  | 10. Answers may vary. |

## ACTIVITIES

1

### Two Different Views

**Objective:** To remember what Joshua and Caleb said about the land of Canaan.

#### Instructions

1. Joshua and Caleb disagreed with the ten other spies about the land of Canaan. Work together as a class to find out why Joshua and Caleb disagreed; refer to Numbers 13:26-33 and Numbers 14:6-9.
2. On the board, create two columns. Label one column "Joshua and Caleb" and the other "The Ten Other Spies."
3. Ask the students to find things that Joshua, Caleb, or the ten other spies felt or said.
4. When the students find something that Joshua or Caleb felt or said, put a check in their column. Then, ask the students what they would say if they were Joshua or Caleb. Write their response below the check mark.
4. When the students find something that the other spies felt or said, write it down in their column. Then, ask the students what they would say in response to these ten spies. What would they say to encourage them? Write down their response below the check mark.

Words that the spies said:

- A. The Canaanites were very strong and lived in great walled cities.
- B. The Israelites would be able to overcome the Canaanites.
- C. The Israelites would be beaten by the giant-sized Canaanites.
- D. God could get the land of Canaan for the Israelites.
- E. Because the Lord was with the Israelites the Israelites should not be afraid of the Canaanites.

2

### Exploring Canaan

**Objectives:** 1. To give students an interactive way of reenacting the spies' mission.  
2. To help them learn to work as a team.

#### Preparations

1. Set up a scavenger hunt either inside or outside the classroom. Prepare two of each of the following items and create a checklist of the items. (You can use construction paper, images, or real ones.):

- Grapes                      • Pomegranates                      • Figs                      • Milk jugs                      • Honey jars

2. Hide each set of the items in different locations and create clues about where they are located. Put the clues on the same page as the checklist. You'll need two sets of clues for two teams.

#### Instructions

1. Divide the class into two teams.
2. Give each team the checklist and clues.
3. Send them on their way and supervise.
4. Wait for both teams to return.
5. Have each team report on what they found, where they found it, and if it was easy or hard to find.

3

### "Exploring Canaan" Crossword

**Objective:** To help students focus on the trip into Canaan and the spies' report when they returned.

Refer to crossword activity page.

#### Answer Key

Across: 3. Joshua; 5. figs; 7 honey; 8. grapes; 9. Israelite

Down: 1. powerful; 2. Caleb; 6. stronger; 4. forty

# Exploring Canaan


**Instructions:** Use your Bibles to help fill in the missing blanks to compete the crossword puzzle.

## Across

3. In Num 14:5-9, \_\_\_\_\_ and Caleb tell the people that they should enter the land of Canaan because "the Lord is with us."
5. The spies brought back pomegranates and \_\_\_\_\_. (Num 13:23)
7. The spies reported that the land of Canaan flowed with milk and \_\_\_\_\_. (Num 13:27)
8. They brought back a branch with a single cluster of \_\_\_\_\_. (Num 13:23)
9. When the spies came back they reported to the whole \_\_\_\_\_ community. (Num 13:26)

## Down

1. They said that the people who lived in the land of Canaan were very \_\_\_\_\_. (Num 13:28)
2. \_\_\_\_\_ said that they should go in and take possession of the land. (Num 13:30)
6. Ten of the spies said "we can't attack them...they are \_\_\_\_\_ than us." (Num 13:31)
4. The 12 spies explored the land of Canaan for \_\_\_\_\_ days. (Num 13:25)



## Word Bank

powerful  
figs  
Israelite  
forty  
Joshua  
Caleb  
grapes  
stronger  
honey

## E1 Year 1 Book 3 Lesson 8—The Twelve Spies

# Homework Assignment

Name: \_\_\_\_\_ Parent signature: \_\_\_\_\_ Date: \_\_\_\_\_

**Bible Truth:** Fear can paralyze us from doing what we ought to do.**Lesson Objectives:** 1. To stand firm in the word of God, even though we may be standing alone.  
2. To know that God will strengthen us and give us the courage to do what is right.  
3. To trust God's word and promises.**Bible Reading:** Please put a checkmark in the space when you complete the reading each day.**Prayer:** Please put a checkmark in the space on the days you prayed to God.

	Sun	Mon	Tue	Wed	Thu	Fri	Sat
Bible Reading							
Prayer							

## Memory Verse

Please write down this week's memory verse.

(1 Corinthians 16:13)

---



---

## What I Learned from the Bible This Week

1. \_\_\_\_\_
2. \_\_\_\_\_
3. \_\_\_\_\_



# Homework Assignment

*Understanding What You Have Learned*

## True or False

1. The spies were gone for four weeks. \_\_\_\_\_
2. The ten spies didn't believe that God would help the Israelites take the land. \_\_\_\_\_
3. Joshua was the only spy that believed God would help them. \_\_\_\_\_
4. The Israelites were afraid of the Canaanites. \_\_\_\_\_
5. God punished the Israelites for speaking against Him. \_\_\_\_\_

## Fill In the Blank

twenty	grasshoppers	honey	Caleb	milk
--------	--------------	-------	-------	------

6. Joshua and \_\_\_\_\_ returned with a good report and showed courage.
7. The other ten spies compared themselves to \_\_\_\_\_.
8. Canaan is a land flowing with \_\_\_\_\_ and \_\_\_\_\_.
9. Besides Caleb and Joshua, those who were \_\_\_\_\_ years or older and had complained against God would not be allowed to enter the promised land.

## Life Application

10. Today, as children of God, we must be different from other people around us. How are we different? What are some things other people can do that we cannot do? Sometimes, we will be one of the few, or the only one, doing what is right. How can we ask God to help give us the courage to stand strong for what is right?

---

---

---

---

---

## LESSON 9

## BALAAM AND THE TALKING DONKEY

## BEFORE YOU TEACH

**Curse**

A curse is “the expression of a wish that misfortune, evil, doom, etc., befall a person, group, etc.” and “a formula or charm intended to cause such misfortune to another.” Balak, king of Moab, saw how numerous the Israelites were and became afraid. He hired Balaam to curse the Israelites, hoping great misfortune would come upon to them. But the Bible tells us that those who bless God’s chosen people will be blessed; those who curse God’s chosen people will be cursed (Num 24:9b). In addition, no curses or occult power will do harm to God’s chosen. “For there is no sorcery against Jacob, nor any divination against Israel” (Num 23:23).

While men curse others with the intention to do harm, God uses curses to punish sins and immoral behavior. After Adam sinned, God cursed the ground (Gen 3:17-19). God’s curse upon the earth drained the ground of its vitality, and the land brought forth thorns and thistles. The fig tree that Jesus cursed withered immediately, its strength having been drained. The Bible teaches us that we should bless others, including those who curse us. “But I say to you, love your enemies, bless those who curse you, do good to those who hate you, and pray for those who spitefully use you and persecute you” (Mt 5:44).

**Balaam**

Balaam was a diviner and soothsayer (Num 22:6; Josh 13:22). He was the son of Beor from Pethor in Mesopotamia (Num 22:5; Deut 23:4). His name means “not of the people.” This could be because he was not Jewish, or because his worship of God contained pagan rituals and practices of the occult, which was not correct and was condemned by God (Deut 18:10-13). Despite this, Balaam had the gift of blessing those he blessed and cursing those he cursed. Balak, the king of Moab, hired Balaam to curse the Israelites hoping that calamity and misfortune would fall on the Israelites. Although Balaam knew that it was wrong to curse God’s people, he “loved the wages of unrighteousness” (2 Pet 2:15) and ignored God’s instructions. Eventually, God used a talking donkey and an angel to discipline Balaam. Even though Balaam did not curse the Israelites this time, what he did later brought great destruction and harm upon the Israelite nation. When the Israelites were about to enter the land of Canaan, Balaam advised the Moabite women to commit sexual immorality with the men of Israel (Num 31:16). This incurred God’s wrath and a great plague came upon the Israelites, killing 24,000 people. Balaam was later killed by the Israelites during a battle with the Midianites (Num 31:8; Josh 13:22).

## BIBLE TEXT

Numbers 22:1-24:25

## BIBLE TRUTHS

1. We should bless and not curse.
2. We should not be greedy.
3. We should not look good on the outside but have unclean hearts on the inside.

## LESSON OBJECTIVES

1. To submit to God by asking Him to guide our hearts and deeds.
2. To know that God uses people and things to remind us of our sins and bring us back.
3. To ask God for protection.
4. To learn not to curse, but bless, our enemies.

## MEMORY VERSE

“Love your enemies, bless those who curse you.”

(Matthew 5:44a)

## PRAYER

In the name of the Lord Jesus Christ, we pray. We praise and thank You for guiding us always with Your love. From the day we were born, You have chosen us to be Your special people. You have showered blessings abundantly upon us. Lord, please guard our hearts and help us to overcome our weaknesses. Inspire us through Your word and Holy Spirit to love and obey You continually. May Your Spirit guide today’s class as we learn how to obey You from our hearts. Hallelujah! Amen.

## UNDERSTANDING YOUR STUDENTS

Our students might be confused about why God had allowed Balaam to go with Balak's men when he was still angry with Balaam. Explain to the students that God desires us to obey Him from our hearts. Outwardly, Balaam obeyed God and refused to go with Balak's men; inwardly, he desired the fortune and honor offered to him. This explains why Balaam inquired of God a second time if he should go with Balak's men.

Christians also face this problem: outwardly, we obey God; inwardly, we wish to follow our desires. The students

must understand that we express obedience not only through action, but by our attitude as well. Do we obey God with joy, or do we obey God grudgingly and laboriously? Explain to the students the importance of obedience that stems from the heart. Ask the students to come up with practical examples, such as doing a chore with a glad heart or listening attentively to parents when they're speaking to them. God desires us to obey Him from our hearts, "for man looks at the outward appearance, but the Lord looks at the heart" (1 Sam 16:7).

### VOCABULARY

**messenger:** a person who carries a message or goes on an errand for another

**curse:** to wish for something bad or evil to come upon someone

**bless:** to ask God to give good things to another person

**diviner/soothsayer:** someone who can tell the future

**unrighteous wages:** a reward for doing something that is not right in the eyes of God

### REVIEW

Last week, we learned about how the Israelites came to the edge of the promised land. What did the Lord tell Moses to do? (He told him to send out twelve spies.) The spies went and explored the land for forty days. When they came back, what did ten of them say about the land? (They said the land did flow with milk and honey, but the people there were too powerful for them.) When the Israelites heard this report, they complained against Moses and even wanted to go back to Egypt. Two of the spies thought differently than the other ten. What were their names and what did they say about the promised land? (They were Caleb and Joshua. They reported that the land was good and that God would help them conquer the people.) What did we learn from Caleb and Joshua? (We can always trust in God's mighty power and His promises. This will give us the strength to stand up for what is right, even though everyone around us is doing something different.)

Because the Israelites lacked faith, God did not allow them to enter the promised land. Instead, they would wander in the desert for forty years, and only Joshua and Caleb and those who were younger than twenty would see the promised land.

## BIBLE STORY

### Teaching Ideas

Display a map of the region. Point out the land of Canaan, Moab, and Mesopotamia. This will demonstrate to the students how far Balak's messengers traveled to reach Balaam.

### The Israelites in the Land of Moab

After hearing the report from the twelve spies, the Israelites decided to rebel. That means they went against God's original plan for them. So God punished them by having them wander through the wilderness for forty years. After forty years, the Israelites who had come out of

Egypt and saw God's miracles in the desert were now dead, and their children were now ready to enter Canaan. They were now at the border of the promised land and camped on the plains of Moab.

When King Balak of Moab saw all the Israelites, he was scared. King Balak had heard of the Israelites' defeat of the great and powerful Amorite nation and how their God was fighting for them. He felt his country had no chance against God's people. The Moabites feared that the Israelites were going to take everything that belonged to them.

### Balak Sends for Balaam

King Balak thought of a plan to bring a curse on the Israelites, so they would be weakened and lose the battle. This means that he thought if he could find someone who could say bad things about the Israelites, and those bad things would come true, then the Israelites would not be so strong and maybe even lose against the Moabites. So he sent his men to find Balaam, a soothsayer. What is a soothsayer? It is a person who can tell the future. Balaam was well known for bringing blessings or curses on people. A blessing is when we ask for good things to come upon someone. A curse is the opposite. When we curse someone we wish for something bad or evil to happen. But Balaam the soothsayer lived in the land of Mesopotamia, about 400 miles east of Moab. [Show this on the map.] Balaam must have been a powerful soothsayer because despite the great distance, King Balak was willing to send messengers to see Balaam. When they arrived they told Balaam what the king said. "Look, a people has come out of Egypt, and they cover the face of the earth. Come now, curse them for me; perhaps I shall be able to overpower them and drive them out. Moreover I will pay you and bring honor upon you for doing this."

What did King Balak want Balaam to do? King Balak wanted Balaam to curse the Israelites. Do you think it is right to wish for evil or bad things to happen to others? No, it is wrong. Let's read Matthew 5:43-48 to find out what the Bible says about this. The Bible tells us that we should bless others and not curse. Also, the Israelites are God's chosen people and are blessed by Him. God will not allow harm to happen to them. God will protect His people from curses, and curse those who curse His people.

Do you think Balaam should go with the messengers to curse the people? Do you think God would be happy?

### The Lord Does Not Allow Balak to Go

When the messengers arrived, Balak said to them, "Spend the night here, and I will tell you what the Lord tells me." So the messengers spent the night there.

God asked Balaam, "Who are these men who are at your home?"

Balaam answered, "These men are from Balak, the king of Moab. His message was: 'Come and put a curse on these people who have come from Egypt. Then I will be able to fight them and make them go away.'"

But God said to Balaam, "Do not go with them. You must not put a curse on these people, because they are blessed."

The next morning, Balaam got up and said to Balak's messengers, "Go back to your own country, because the Lord will not let me go with you." At this time, Balaam listened to God, and did not follow the messengers back to Moab. God did not want Balaam to curse His people.

### Balak Sends More Messengers

When the messengers returned to their own country and

told King Balak everything, the king sent more messengers to Balaam than the first time. When the messengers came to Balaam they told him what the king said. "Please do not let anything stop you from coming to me. I will certainly reward you greatly, and I will do whatever you say to me. Therefore please come, curse this people for me." The king promised to give Balaam a lot of money if he would curse God's people.

Then Balaam answered and said to the servants of Balak, "Though King Balak were to give me his house full of silver and gold, I have to do what the Lord tells me."

The messengers from Balak spent the night with Balaam. That night, Balaam once again asked the Lord if he could go with them. God said to Balaam, "Since these men have come to call you, go with them, but only do what I tell you."

The next morning, Balaam got on his donkey and went with Balak's messengers. But God was angry with Balaam as he went.

Why was God angry with Balaam when He said Balaam could go with the messengers?

God had already told Balaam that he couldn't go and curse the Israelites the first time. This was because they were a blessed people and it was wrong to curse them. So when Balaam asked God again, God was angry because Balaam did not really want to listen to God. Even though Balaam said he could only do what God told him to, inside his heart, Balaam was greedy for the money and honor that King Balak promised him. The reward that he would receive was for doing something that was not right in the sight of God. The Bible describes it as "unrighteous wages." So in the end, God allowed Balaam to go, but only because He knew Balaam really wanted to go, even though it was wrong. Have we ever behaved like Balaam? Have we ever wanted something very badly but at the same time know that it would go against God's commandments? For example, our best friend is having a birthday party, but it is on Saturday. We ask our parents if we can attend, and they say, "No." If we really wanted to attend the party, what would we do? We would probably ask our parents again. Our parents may eventually allow us to go but they would be unhappy and angry with us. This was exactly what Balaam did. Although he knew it was wrong to curse the Israelites, he kept asking God because he desired riches and honor. God eventually let him go but God was very displeased with Balaam.

### An Angel of the Lord

As Balaam rode on his donkey, God did something very unusual to stop Balaam. God sent an Angel to stand in the road to stop him. In the Angel's hand was a sword. What do you think the Angel of the Lord was going to do? Yes, He was going to punish Balaam because of his disobedience. Balaam couldn't see the Angel of the Lord, but his donkey could because God opened her eyes. When the donkey saw the Angel of the Lord standing in the road

with a sword in His hand, she wanted to avoid Him, so she turned off the road and went into the field. Because Balaam could not see the Angel of the Lord, he must have thought his donkey was not listening, so he beat her to get her back on the road.

The Angel of the Lord then stood in a narrow path between two walls. When the donkey saw the Angel of the Lord, she pressed herself against the wall and crushed Balaam's foot. Balaam beat her again.

Then the Angel of the Lord went ahead of them and stood in a place where there was no room for the donkey to pass or turn away. When the donkey saw the Angel of the Lord, she lay down and would not move. This time, Balaam became so angry he beat his donkey with his staff.

### The Talking Donkey

Then the Lord opened the donkey's mouth. How do donkeys normally speak? [Have students demonstrate.] They probably make sounds but this donkey spoke with words, like we do. Have you ever seen a talking donkey?

Isn't it amazing how God allowed a donkey to speak? God can use unusual ways to teach us important lessons or to remind us of our sins. Here, God opened the mouth of the donkey to teach Balaam an important lesson.

The donkey said to Balaam, "What have I done to make you beat me three times?"

Balaam answered the donkey, "You have made a fool of me! If I had a sword, I would kill you right now!"

The donkey replied, "Am I not your donkey which you have always ridden? Do I usually do this to you?"

"No," he said.

Then the Lord opened Balaam's eyes, and he saw the Angel of the Lord standing in the road with a sword in His hand. Balaam bowed low with his face to the ground.

The Angel of the Lord asked Balaam, "Why have you beaten your donkey three times? I have come here to stop you because what you are going to do is not good. The donkey saw Me and tried to move away. If she had not turned away, I would have surely killed you by now, but I would have saved her."

Balaam said to the Angel of the Lord, "I have done wrong against the Lord. I didn't know that You were standing in the road to stop me. If You do not want me to

go, I will turn back."

The Angel of the Lord said to Balaam, "Go with these men, but only say what I tell you to say." So Balaam went with the messengers.

### Balaam Blesses the Israelites

When Balaam arrived, King Balak was glad to see him. Balak brought Balaam to a high place where he could see the Israelites and curse them. When Balaam opened his mouth, God placed the words into his mouth so that he began to bless the Israelites instead. When Balak heard Balaam bless the Israelites, he cried, "What have you done to me? I took you to curse my enemies, and look, you have blessed them abundantly!" King Balak was upset because he was expecting Balaam to curse the Israelites. Instead, he said good things and blessed them. Balaam replied to the King, "I can only say the words that God has put into my mouth."

King Balak then took him to another place where they could see the Israelite camp. When Balaam opened his mouth, again he blessed the Israelites. When King Balak heard this, he was upset and said, "If you're not going to curse them, then don't bless them either."

Balaam replied, "Did I not tell you I must do whatever the Lord says?"

Then King Balak brought Balaam to another place to look at the Israelite camps. And for the third time Balaam opened his mouth and blessed the people of Israel. King Balak became very angry with Balaam. He struck his hands together and said to Balaam, "I called you to curse my enemies, and look, you have bountifully blessed them these three times! Now leave at once and go home. I said I would greatly honor you, but in fact, the Lord has kept you back from honor." And so Balaam got up and returned to his home and Balak returned to his.

King Balak asked Balaam to come curse the Israelites. But Balaam did not do that. In fact, three times in a row, he blessed God's people. Balak kept taking Balaam to different places so that Balaam could say his curses. But in the end, things did not go the way King Balak had planned. God always protects His people. He will not allow harm to come upon them.

## CHECK FOR UNDERSTANDING

- 1. Why were the Moabites afraid of the Israelites?** The Israelites were great in number and the Moabites heard how the Israelites had destroyed the Amorites.
- 2. What did King Balak promise Balaam if he cursed the Israelites?** Riches and honor.
- 3. Why did Balaam's donkey behave so strangely?** She saw the Angel of the Lord carrying a sword standing before them ready to kill Balaam.
- 4. The donkey began to kick and bray after Balaam beat her.** False; she kept trying to save his life.
- 5. King Balak was happy when Balaam blessed the Israelites.** False; he was mad.
- 6. To curse someone is to wish for evil and bad things to come upon them.** True.
- 7. Balaam wanted to go see King Balak because he was greedy for the money and honor he offered him.** True.

### MEMORY VERSE PRACTICE

Please reinforce the memory verse every week.  
You can practice the memory verse with your students anytime during class.

**"Love your enemies, bless those who curse you." (Matthew 5:44a)**

### HOMEWORK ANSWER KEY

1. B
2. C
3. C
4. False; she stopped because she saw that the Angel of the Lord was going to kill Balaam.
5. True
6. True
7. True
8. "For where your treasure is, there your heart will be also." (Matthew 6:21)
9. "Create in me a clean heart, O God, and renew a steadfast spirit within me." (Psalm 51:10)
10. The Israelites were a blessed people in God's sight. Answers may vary.

### SPIRITUAL TEACHING & LIFE APPLICATION

#### 1. Ask God to guard our hearts.

Balak the king of Moab offered Balaam riches and honor if he would curse the Israelites. Balaam's response was, "Even if Balak gave me his house full of silver and gold, I could not go beyond the word of the Lord." Outwardly, it seemed as if he was obedient to God. Inwardly, Balaam wanted the riches and honor Balak offered him for cursing the Israelites. Jesus warns us that "where your treasure is, there your heart will be also" (Mt 6:21). God knows what we are thinking inside, even if our mouths say something else. We cannot hide our real thoughts from God. And God knows if we really love Him or not.

Today, we may not love riches and wealth, but we may love other things instead. These things may cause us to not want to come to church, pray, read the Bible, or obey our parents.

Can you name something that you like or enjoy doing very much that may stop you from obeying God? [Allow students to share.] If we find there are things that will cause our hearts to turn away from God, we need to ask God to guard our hearts and remove them.

#### 2. God uses people and things to remind us of our sins and bring us back.

When we disobey God, He may sometimes use different people or things to remind us of our sins. God used the angel and the donkey to remind Balaam of his sins. What could God use to warn us so we don't do wrong things? How should we respond to these reminders? Share an experience where God stopped you from doing something wrong. (God continues to warn us every day. We have our friends, church brothers and sisters, RE teachers, parents, the Bible, and prayers to warn us when we have done wrong. When God gives us these reminders, we need to turn back to God and be thankful that He loves us so much that He would use these many ways to bring us back.)

#### 3. God is our protector.

The Israelites were a people blessed by God (Num 22:12). When their enemies caused them great suffering or treated them unfairly, God would punish the enemies. Today, we are God's children, God's own special people. God protects and loves us the way a father protects his children. How has God blessed or protected us?

**4. Bless our enemies, not curse them.**

When King Balak saw the numerous Israelites camped in his land and heard the stories of their victory over the Amorites he became scared and asked Balaam to curse the Israelites.

Why is it wrong to curse others even when they hurt us and are our enemies? [Allow students to share. Discuss with the students how they handle bullies or students who tease them. Do they fight, call them names, or ignore them? Discuss Kyle's testimony below.]

**Testimony**

There was a church brother called Kyle who was having problems with a bully at school. The bully liked picking on boys shorter than him. He would come to Kyle from behind, grab Kyle, shake him, and throw him to the ground. Sometimes, he would grab Kyle's backpack, open it, and dump everything in it onto the ground. Kyle was scared and frustrated. Kyle was constantly looking out to see if the boy was around. He tried to avoid him, and would often try to hide from the bully.

Kyle decided that he would talk to one of his teachers about the bullying. The teacher spoke to the bully. He left Kyle alone but only for a little while. Soon, the bully started picking on Kyle again.

One day, when Kyle was picked up by his mother after school, she noticed Kyle's backpack was a mess. She asked what happened. Kyle told her the bully started picking on him again. Kyle went on to explain that he had asked the bully to stop and that he had told the teacher, but nothing seemed to stop the bully. The bully was taller and stronger than him. The only thing Kyle could do was to hide from him.

After Kyle got home, Kyle's father was extremely angry when he heard about the bully. He demanded that he and Kyle's mother immediately speak to the principal to solve the problem. Kyle's mother remained calm and said she would take care of it. As she was thinking of the best solution to the problem, God's words came to her heart. God reminded her to "Love your enemies, bless those who curse you, do good to those who hate you, and pray for those who spitefully use you and persecute you" (Mt 5:44). God's words reminded her she should treat people kindly, even her enemies. Later, they decided that the best way was to pray about the matter and ask God for mercy so that the boy would stop picking not only on Kyle but on all the other boys who were bullied, too.

Miraculously, after the prayers, the bullying stopped. One day, Kyle noticed the bully running for his life because he was being chased by a bigger and taller kid. God was teaching the bully a lesson and letting him know how it felt to be bullied. Another time, Kyle saw the bully walking down the hall. Kyle became very tense. But the boy walked past Kyle as if he did not know him. From then on, Kyle no longer had to worry about the bully.

Read Matthew 5:44-48, Luke 6:28, and James 3:9. As human beings, we naturally want to hurt those who hurt us. There is an old saying, "An eye for an eye." But Jesus wants us to imitate Him by loving our enemies and blessing those who curse us. That way, we can be perfect as Jesus is perfect. Also, by treating people kindly, we may win them over and become friends.

## ACTIVITIES

1

### I Am So Blessed!

**Objective:** To allow students to reflect on the blessings that God has given them in their lives and to be content with what they have.

#### Materials

- Colored construction paper
- Crayons/markers
- Glue
- Scissors

Read the following story to the students before making the book of blessings.

"Let's look in the department store first," Mom said as she and Erin entered the shopping mall. They were looking for a birthday present for Erin's cousin, Heidi.

Erin followed her mother into the store. "Oh, Mom, look at that blue sweater! I want one of those!"

Mom smiled and said, "We're looking for something for Heidi, remember?"

"Oh, but it's..." Erin spotted the jewelry counter. "Oh! I want a bracelet like that one!"

"Come on, Erin. We don't have much time," Mom said. "I don't see anything here. Let's go to the toy store."

The toy store was also filled with many nice toys. Erin immediately spotted a doll that she wanted. But she forgot about it as she followed her mother to the game section. "Mom, there's that new game I want," Erin said, pointing.

Mom sighed. "Well, here's a game that Heidi might like. Let's buy it and get home before you want something else."

"What do you mean?" asked Erin.

"Erin, you've seen all kinds of things this morning that you want," Mom answered. "The Bible tells us to be content with what we have. I want you to be a girl who is thankful for what she has instead of always wanting more."

Erin frowned for a moment. Then she suddenly laughed. "You know what? I can't even remember most of the things I told you I wanted. I'd better make sure I don't look at any more things."

"Good thinking," said Mom. "I'll do that, too. Let's both ask the Lord to help us be content with what we have."

When we go shopping are we excited by all the things we see? Do we constantly ask our parents to buy us this or that? The Bible tells us to be happy with the things that we already have (Heb 13:5). How can we remove greed? [Allow students to share.] By giving thanks to God continuously for what we have, we leave no room for greed in our hearts. Let us make a book of all the ways that God has blessed us.

#### Instructions

1. Cut the construction paper to the desired length, then fold in half lengthwise.
2. Then take the leaves of the paper and fold them back lengthwise into equal segments. The resulting book will expand like an accordion.
3. Have the students design a cover. Tell the students to write "My Blessings" on the cover.
4. Ask the students to draw pictures of each blessing they have received from God.

2

### Donkey Puppet

**Objective:** To help students examine their strengths and weaknesses.

#### Materials

- Brown, pink, and white construction paper
- Brown lunch bag
- Glue sticks
- Scissors
- Crayons/markers

#### Instructions

1. Draw a donkey's head, legs, and ears on the brown construction paper. The head should cover the entire bottom of the lunch bag.
2. Cut out the drawings and glue the head onto the bottom of the lunch bag and the legs onto the back of the bag.
3. Draw a tongue from pink construction paper and cut it out. Glue it on the inside fold of the bottom part of the bag.
4. Draw and cut out a big bubble from the white construction paper.
5. Ask the students to think of their weaknesses. Have students write in the bubble what the donkey would say to help them improve if God allowed the donkey to speak to them.
6. Attach the dialogue bubble to the donkey's mouth.



## E1 Year 1 Book 3 Lesson 9—Balaam and the Talking Donkey

# Homework Assignment

Name: \_\_\_\_\_ Parent signature: \_\_\_\_\_ Date: \_\_\_\_\_

**Bible Truths:** 1. We should bless and not curse.  
 2. We should not be greedy.  
 3. We should not look good on the outside but have unclean hearts on the inside.

**Lesson Objectives:** 1. To submit to God by asking Him to guide our hearts and deeds.  
 2. To know that God uses people and things to remind us of our sins and bring us back.  
 3. To ask God for protection.  
 4. To learn not to curse, but bless, our enemies.

**Bible Reading:** Please put a checkmark in the space when you complete the reading each day.

**Prayer:** Please put a checkmark in the space on the days you prayed to God.

	Sun	Mon	Tue	Wed	Thu	Fri	Sat
Bible Reading							
Prayer							

## Memory Verse

Please write down this week's memory verse.

(Matthew 5:44a)

---



---

## What I Learned from the Bible This Week

1. \_\_\_\_\_
2. \_\_\_\_\_
3. \_\_\_\_\_

# Homework Assignment

*Understanding What You Have Learned*

## Multiple Choice

- Why did King Balak ask Balaam to come, even though Balaam lived so far away?
  - Balaam and King Balak were good friends.
  - Balaam was a soothsayer who had a great reputation. Whomever Balaam blessed was blessed, and whomever he cursed was cursed.
  - There was no soothsayer in the land of Moab.
- How many times did Balaam ask God if he could go with the messengers?
  - 1
  - 3
  - 2
- The Lord opened the mouth of the \_\_\_\_\_ and she said to Balaam, "What have I done to you, that you have struck me these three times?"
  - Horse
  - Goat
  - Donkey

## True or False

- The donkey refused to continue walking because she was tired from the journey. \_\_\_\_\_
- At first, God did not allow Balaam to go and curse the Israelites because they were a people blessed by God.  
\_\_\_\_\_
- The Lord was angry with Balaam because he wanted the riches and honor that King Balak would give him if he cursed the people. \_\_\_\_\_
- King Balak of Moab wanted to curse the Israelites because he feared that the Israelites would destroy his country.  
\_\_\_\_\_

## Fill In the Blank

heart	clean	treasure	create	spirit	where	renew	your
-------	-------	----------	--------	--------	-------	-------	------

- For \_\_\_\_\_ your \_\_\_\_\_ is, there \_\_\_\_\_ will be also. (Mt 6:21)
- \_\_\_\_\_ in me a \_\_\_\_\_ heart, O God, and \_\_\_\_\_ a steadfast \_\_\_\_\_ within me. (Ps 51:10)
- Why did God not allow Balaam to curse the Israelites? How do you know that you are special in God's sight?

---



---



---

# LESSON 10

## RAHAB AND THE SPIES

### BEFORE YOU TEACH

#### Joshua, the New Leader

At the beginning of the Book of Joshua, the Israelites were camped along the east bank of the Jordan River at the very edge of the promised land, and they were completing the mourning period for Moses (Deut 34:7-8). Joshua had succeeded Moses as Israel's new leader. Because Joshua had assisted Moses for many years, he was well prepared to take over the leadership of the nation.

Joshua's job consisted of leading more than two million people into a strange new land and conquering it after thirty-nine years of wandering in the wilderness. But Joshua was not afraid. When God commissioned him, the Lord told Joshua three times to be strong and courageous (Josh 1:6-7, 9). Joshua took God's message to heart. He found the strength and courage he needed from God to lead the Israelites.

#### The City of Jericho

The nation of Israel was about to enter Canaan, the land promised to them by God. But before they arrived at their final destination, God had work for the Israelites to do at Jericho, which was a city about five miles west of the Jordan River. This city was the gateway to the hill country of Canaan, which the Israelites would set out to conquer.

Jericho was a beautiful tropical oasis known as the city of palm trees (Deut 34:3). A huge wall surrounded the city. Jericho also had its own army, making it one of the strongest of the walled cities. The people of Jericho practiced idolatry, religious prostitution, and infant sacrifice. Israel's conquest of this city was part of God's punishment on the people of Jericho for their sins (Gen 15:16).

#### Rahab

The Bible says that Rahab was a harlot. Traditionally, that would mean Rahab was a woman who was immoral with many men. Due to her low status, she lived on the edge of society, just short of being rejected. Her house, built right into the city wall, provided both lodging and favors to travelers. It was a natural place for the Israelite spies to stay, as they would be mistaken for Rahab's customers.

Stories about the Israelites had been circulating for some time, but it was now evident that the Israelites were about to invade. Living in the wall, Rahab felt especially vulnerable. Yet, while she was just as afraid as the rest of the people of Jericho, she was the only one who turned to the God of Israel for salvation.

Her faith gave her the courage to hide the spies. Rahab knew her position was dangerous; she could have been killed if she were caught harboring the Israelites. But Rahab took the risk because she knew that the Israelites relied on God, who was worth trusting. God rewarded Rahab by promising safety for her and her family.

### BIBLE TEXT

Joshua 1-2

### BIBLE TRUTHS

1. God wants us to be strong and courageous.
2. God wants us to put our trust in Him in our everyday lives.

### LESSON OBJECTIVES

1. To rely on God no matter what the circumstances are.
2. To understand that God gives us strength to be brave and courageous.

### MEMORY VERSE

"Those who wait on the Lord  
shall renew their strength."

(Isaiah 40:31)

### PRAYER

In the name of the Lord Jesus Christ, we pray. Thank You, Lord Jesus, for letting us come to learn more about You. Please help us to be strong and courageous like Joshua, Rahab, and the two Israelite spies in today's story. We know that no matter what happens, we can trust You to help us every time and everywhere. Hallelujah! Amen.

## UNDERSTANDING YOUR STUDENTS

Helping children to develop trust in God is an ongoing and important task. Psalm 22:9 says, “You made Me trust while on My mother’s breasts.” Trust sets the foundation for all other social and emotional developments to come. When children realize that God, their environment, and the people around them are trustworthy, they feel secure, hopeful, and optimistic.

Students at this age often believe out of fear that God is all-powerful, all-knowing, and everywhere. Therefore, it is important to help them understand God’s love and tenderness. Ask students to share how they have experienced God’s love in their family, at school, and in their everyday life by giving specific examples.

God promises that “those who wait on the Lord shall renew their strength” (Isa 40:31). Please use this memory verse as a discussion starter to talk to your students about trust.

Here are some questions you can ask:

1. What does the word trust mean to you? What does it take to fully trust in God? How does trusting in God make you strong?
2. How trusting are you? How trustworthy would others say you are?
3. How does it feel when you break a promise, or when someone breaks a promise to you?

Rahab trusted that the Lord would save her and her family. Because of her faith in the true God, she and her whole family were saved. They began new lives with the Israelites, and Rahab married a man named Salmon, becoming an ancestress of King David and ultimately of the Messiah.

### VOCABULARY

**scarlet:** a bright red color

**strength:** the quality of being strong

**trust in God:** to rely on God for what is to come

**spy:** someone who secretly tries to find out about another place or person

**flax plants:** tall, skinny plants with stringy fibers; used to make linen cloth

### REVIEW

Last week, we learned how the Israelites moved to the land of Moab. When the people of Moab saw the large number of Israelites, how did they feel? (They were afraid of them.) What did Balak the king of Moab do? (He sent for Balaam to come and curse them.)

At first, Balaam did not go because the Lord told him not to. When Balak asked again, though, what did Balaam do? (He decided to go.) What strange thing happened while he was on his way? (Balaam’s donkey started to talk.) Why did she start to talk? (Balaam had beaten her three times and she asked him why he did this.)

Why did the Lord send an Angel to stop Balaam? (The Lord was angry with how greedy Balaam was.) When the Lord opened Balaam’s eyes, he saw that there was an Angel of the Lord standing there with a sword in His hand. He realized that the donkey had saved his life.

What happened when Balaam got to the place where he was to curse the Israelites? (God put words of blessing in his mouth and Balaam blessed the Israelites instead of cursing them.) We learned from the story of Balaam that we should obey God with our hearts as well as our actions.

### BIBLE STORY

#### City of Jericho

Today’s story took place more than three thousand years ago, when the sign of a scarlet cord saved the lives of two men, a woman, her father and mother, her sisters and brothers, and perhaps others. Thousands died because they did not have this scarlet cord. [Take out a red cord to show students as you introduce the story.]

On the other side of the Jordan River, several miles from the Israelites’ camp, stood a large city called Jericho. [Show a map or draw one on the board and point out to students where the Jordan River and the city of Jericho were located.] A high wall had been built around this city to keep out the enemies. The city of Jericho had many idols and gods that their people worshiped.

One day, the king of Jericho heard that a great crowd of people, the Israelites, were marching up from Egypt toward them. Word came that these people had a living God who worked with them—a God who separated the waters of the Red Sea so that they could walk across on dry land. Everyone in Jericho was frightened. They waited to see what would happen when the Israelites arrived in their land.

### **Joshua, the New Leader**

After Moses died, God spoke to Joshua and said, “Moses My servant is dead. As I was with Moses, so will I be with you. I will never leave you or abandon you. Now be strong and brave, because you will lead these people to the land I promised to give them.

“Be strong and brave. Be careful to obey all the laws Moses gave to you, and you will do well wherever you go. Think about all the commands I have given you and be careful to follow all of them. Be strong and brave, for the Lord your God will be with you wherever you go.” [Imitate God’s firm but loving voice as you retell this message to the students.]

God truly loved Joshua and wanted to encourage him not to be afraid of all the responsibilities that he had taken over from Moses. Joshua was indeed strengthened by God’s words. So he told his leaders to go through the camp and say to the people, “Get everything ready that you will need! In three days you will cross the Jordan River and take the land that the Lord your God is giving you.”

### **Joshua Sends Out Two Spies**

While the Israelites were getting ready, Joshua secretly sent two men as spies from their camp at Acacia to the land of Canaan. [Refer back to the map and show where the spies crossed the Jordan River to the land of Canaan.] Why do you think Joshua sent spies to Jericho first? [Encourage students to respond.]

They were to learn all they could about that city. Because Jericho was such a large city, Joshua believed that the Israelites should learn more about its location, people, and army before they could take it over.

When the two spies came to Jericho, they found the city gates open, so they walked in. They came to a house where a woman named Rahab lived. At first, Rahab did not know that they were spies sent by Joshua to learn everything they could about the city. She took them in.

But someone must have seen them going into her house because a messenger went to the king and said, “There are two spies from Israel here in our city.” The king immediately sent soldiers to Rahab’s house to arrest them.

### **Rahab Hides the Spies**

Soon afterwards, there was a strong, loud knock at Rahab’s door. We can imagine that the soldiers shouted, “Open in the name of the king!” Rahab rushed over to the two spies and said to them, “Come with me to the roof.”

When they got up to the roof, they saw great big piles of flax plants drying on the roof.

Back then, flax was a fiber used to make linen. Rahab got the idea to pile that flax right on top of the two men. Do you think the spies ever imagined that there would be somebody in Jericho who would protect them? [Ask students to pretend to be the spies being hidden on the roof by Rahab. How did they feel? What did they think? Allow time for students to respond.] God had sent them to the right house.

When Rahab finally came to the door, the soldiers asked her about the two men. Rahab said, “Yes, the men came to me, and I did not know where they had come from. But they have gone. If you hurry, you can probably catch up with them.”

Without searching the house, the king’s officers hurriedly left and went through the city and out the gate toward the Jordan River, feeling sure the spies must have gone that way. It never occurred to them that one of their own people would hide spies from Israel. Since the city gates were now locked, this meant that the two spies were trapped inside Jericho and would not be able to return to their camp.

### **Rahab Pleads for the Lives of Her Family**

Rahab hurried back to the roof where she had hidden the men. She said to them, “I know that your God is going to give my country to you. We have heard how your God has worked miracles for you, and we are afraid. We have heard how the Lord dried up the Red Sea so you could leave Egypt. We also know how He destroyed Sihon and Og, those two Amorite kings east of the Jordan. I believe that your God is the true God of heaven and of all the world.”

Rahab’s heart had indeed been changed by God. Rahab was not saved because she was good, or because she had done good works. It was because God’s mercy had worked in her heart and gave her a living faith toward God. Now she believed that the God of Israel was really the true God.

Do you know what faith is? [Pause for students to share.] True faith means believing that God will do what He says. Rahab had heard about God. She hadn’t witnessed any of the things that He had done, yet she believed that God was going to do what He said. She showed her faith by her actions. Even though she was risking her life, Rahab helped the Israelite spies because they were of God’s people.

And now Rahab had something to ask of the two spies.

“I beg you for this one thing,” she said, “because of my kindness toward you, promise me that when Jericho is conquered, you will be as kind to my family as I have been to you.”

Because Rahab had faith, the spies promised and said, “If you save our lives, we will save yours! Keep quiet

about what we are doing, and we promise to be kind to you when the Lord gives us this land."

### The Promise of a Scarlet Cord

Rahab told the spies, "Hide in the hills! The soldiers who are looking for you won't be able to find you there. They will give up and return after three days. Then you can leave." After this, she let them down by a rope through a window of her house, which was built into the city wall.

Before the spies left, they told Rahab, "We will keep the promise we made to you. But this scarlet cord must be tied on your window when we take the land. Also, your parents, your brothers, and everyone else in your family must be here with you. If any of them leave the house, they will be killed, and it will be their fault. But we will take the blame if anyone in this house is hurt. Also, if you tell anybody why we were here, we won't have to keep our promise."

"I'll do exactly as you say," Rahab promised, and she said goodbye to them. The spies left, and she tied the scarlet cord to the window immediately.

### The Spies Escape Safely

For three days, the spies hid in the hills while the king's men searched for them along every road. After the men had given up and gone back, the two spies left the hills and crossed the river.

When they returned to Joshua, they told him everything that had happened. They said, "Surely God has given this beautiful country to us, for the people are afraid of us and they are too weak to fight against us and drive us out of their land."

Do you think that Rahab's family will be saved when

Joshua takes the land? We will find out next week!

### Why Scarlet?

Here is a question for you to think about: do you know why God chose a scarlet-colored cord? [Pause for students to respond.]

Let's look at Hebrews 9:22b together. The Bible says that "without shedding of blood there is no remission." That's why our Lord Jesus Christ shed His blood and died on the cross to cleanse all our sins. This means that the scarlet cord represented God's forgiveness and mercy towards Rahab.

Has there ever been a moment when you have trusted our Lord Jesus for the forgiveness of your sins? Have you done and said things that are displeasing to God? Today, let's take some time to think about the wrongs we have done, and thank our heavenly Father for sending the Lord Jesus Christ to save us.

Let's not forget to trust God in our everyday life and believe that what He says is true. Rahab showed her faith by her actions. Can you list a few things she did? [Have students summarize Rahab's actions, and list the following points on the board.]

1. She put her life in God's hands and helped God's people.
2. She was obedient and did what she was told.
3. She witnessed to her family. She told them about the scarlet cord.

What are some actions you can do to show your faith to God? [As the concluding activity, have students share their thoughts and come up to the board to write them.]

## CHECK FOR UNDERSTANDING

1. **After Moses died, who became the new leader, and what did God tell him?** Joshua. God told him to be strong and brave, for God would be with him wherever he went.
2. **Why did Joshua send the two spies to the city of Jericho?** Joshua wanted the spies to learn all they could about Jericho. Because Jericho was such a large city, Joshua believed that the Israelites would need to capture it before they could go further into Canaan.
3. **Where did the two spies stay once they entered Jericho?** They went to Rahab's house.
4. **How did Rahab save the spies?** She covered them with flax plants and hid them on the roof, and later told them to hide in the hills for three days before returning to the Israelite camp.
5. **What did the spies promise Rahab?** As long as Rahab tied the scarlet cord on her window and gathered all her family into her house, their lives would be saved when the Israelites came to take the land.
6. **How have our sins been cleansed today?** The Lord Jesus Christ shed His blood on the cross for us.

## MEMORY VERSE PRACTICE

Please reinforce the memory verse every week.  
You can practice the memory verse with your students anytime during class.

**"Those who wait on the Lord shall renew their strength." (Isaiah 40:31)**

## HOMEWORK ANSWER KEY

1. "Those who wait on the Lord shall renew their strength." (Isaiah 40:31)
2. C
3. A
4. False; Rahab hid them on her roof.
5. True
6. scarlet/red, window
7. Joshua
8. Answers may vary.
9. Answers may vary.

## SPIRITUAL TEACHING & LIFE APPLICATION

### 1. Trust that God will take care of you no matter what happens.

Have you ever played the game "Trust Walk," where your eyes are blindfolded and you have to trust and follow someone else's lead to get to your destination? If not, you will get to play it during activity time [see Activity 1 for game instructions]. Since you cannot see in this game, you have no choice but to trust your partner to guide you every step of the way to wherever you are going.

Living our life is like being blindfolded, as we do not know what will happen to us in the next hour, next minute, or even next second. God is our Savior, our protector, and our guardian. He wants us to trust Him even when we don't know what is going to happen next.

Spend some quiet time in your room or in your prayers and think of all the blessings you have received from God. As you recall each blessing, remember to store God's love deeply in your heart. Remind yourself to trust God, for He will take care of you no matter what happens.

[You may want to ask your students to write or draw one blessing they have received from God during class time. Students can create a Blessing Book, pre-folded and stapled by you, which they can periodically fill in as they experience God's grace. This is a project that can be coordinated with parents so that there is accountability and continuity.]

### 2. God gives us strength to be brave and courageous.

Joshua and Rahab were both brave and courageous in their own ways. Joshua was not intimidated or scared when he saw the high city wall of Jericho and its massive security force because he knew that God was with him.

Rahab faced great danger in saving God's people, but she put her life in God's hands because she knew that God was merciful and almighty. Have you ever experienced that kind of courage and bravery because you know that God is with you?

Now, everyone close your eyes as you answer these questions [Wait until all eyes are closed to ask the questions. Tell students to answer them honestly.]:

1. Raise your hand if you have ever prayed to God to give you strength because you were afraid. Keep your eyes closed! If your hand is up now, try to remember what made you afraid and how God helped you after your prayer. Now open your eyes. [Ask students to voluntarily share how God made them brave.]
2. Close your eyes again for this question. Raise your hand if you have ever prayed in front of your friends before eating your lunch at school. Now open your eyes. [Ask students to voluntarily share why they do or don't say lunch grace in front of their friends.]

God wants us not to be afraid and to put our faith into everyday actions. [Encourage students to think of a daily action they can do to practice putting their faith into action. Brainstorm with the whole class on the kinds of things they can do to be courageous and faithful. Have students come up to the board to write down their ideas.]

---

## ACTIVITIES

---

**1****Trust Walk**

**Objective:** To allow students to experience the levels of difficulty involved in trusting others and be encouraged to trust in God at all times.

**Materials**

- Scarf for blindfold
- An object

**Instructions**

1. Have students take turns leading one another around the classroom. The person being led should wear a blindfold.
2. First, have the guide hold his or her partner's elbow but say nothing during the walk. The pair should walk around the classroom without any obstacles.
3. Next, keep the person being led blindfolded. Then place an object somewhere in the classroom where the guide can see it.
4. Have the guide shout instructions from far away for the blindfolded person to find the object.
5. After the activity, discuss what makes trusting easy or difficult

**2****Joshua, Rahab, and the Two Spies**

**Objectives:** 1. To review the entire story through acting.  
 2. To experience these Bible characters' courageous actions of trusting in the Lord.

**Materials**

- Name cards attached to students to identify them
- Crown for the King
- Staff for Joshua
- Binoculars or a magnifying glass for the spies
- Shawl for Rahab
- Piece of red yarn for Rahab
- Paper or toy swords for the soldiers of Jericho
- Sign that says "Rooftop" and one that says "Window"

**Cast**

- A **narrator** (Teacher)
- One student to be **Joshua**
- Two students to be the Israelite **spies**
- One student to be **Rahab**
- One student to be the **king** of Jericho
- Two students to be **soldiers** of Jericho

**Instructions**

1. Place the rooftop sign on a tabletop and the window sign on the back of a chair.
2. Have the students act out the motions while you read the following lines. You may have them rehearse the skit or perform it impromptu. If the teacher is reading the lines for the students, the teacher must say the name of the character before reading the lines so the students will know when it is their turn to perform.



## "Joshua, Rahab, and the Two Spies"

### Prologue

[Narrator reads this to start the skit.]

The Bible tells us that Moses and the Israelites wandered in the desert for forty years without reaching the promised land. After Moses died, God told Joshua that he would become the new leader to fulfill His promise to His people.

Joshua would lead them into the promised land.

So Joshua assembled the Israelites and told them to get ready to cross the Jordan River to take over the land. Before they took over the land, Joshua chose two spies to check out one of the most wicked cities—Jericho. The spies entered the house of a harlot named Rahab.

The Bible tells us that Rahab and the people of that entire region had heard about the power of the God of Israel, and that everyone was very afraid. Because Rahab feared God, she wanted to help the spies by hiding them from the king of Jericho and his soldiers.

**Joshua:** *[Speaking to the spies.]* Go look over the land God promised to us, especially Jericho. Then report back to me. And remember what God told me, "Be strong and courageous because the Lord your God is with you wherever you go!"

**Spies:** *[Sneaking away, they find Rahab.]* Peace be with you! We need to hide from your king. Will you hide us and keep us safe?

**Rahab:** I have heard miraculous stories about how your God parted the Red Sea to help you escape from Egypt, and how your God defeated all the armies that came against you. I will hide you because I want to serve your God. Follow me to my rooftop and I'll cover you with these flax plants so no one will find you!

**King:** *[Speaking to his soldiers.]* I have heard that the Israelites are ready to take over our land. Go hunt their spies down and kill them before they have a chance to defeat us!

**Soldiers:** *[Looking for the spies but unable to find them.]* Oh spies, where are you? If we find you, we will kill you! Come out, come out, wherever you are!  
*[Soldiers find Rahab and speak to her.]*

**Soldiers:** We have heard that you helped those Israelite spies. Where are they? Tell us now!

**Rahab:** The spies were here but they left. I don't know which way they went. Go after them quickly and you might catch them!

**Soldiers:** OK, Thanks!  
*[Soldiers run away looking for the spies.]*

**Rahab:** Hey spies...the coast is clear. The soldiers are gone. You may come out!

**Spies:** Wow, that was close! Thank you for hiding us. We'll be going now.

**Rahab:** Wait a minute! Not so fast! Since I was kind to you, please protect my family from harm.

**Spies:** Your lives for our lives! If you don't tell on us, we will treat you kindly and protect you and your family when we invade Jericho and take over it.

**Rahab:** Here, crawl down this rope through the window. Then run to the hills and hide there until the soldiers come back to the city. Then you will know that it is safe for you to return to your camp.

**Spies:** As a sign of our promise to protect you, and your promise not to tell on us, when we enter the land to take it over, hang a scarlet colored cord in the window to show that you have kept your word. When we see the scarlet cord, we will know that you are on our side. God will then protect you and your family from harm when Jericho is destroyed.

**Rahab:** I will do as you say.  
*[Rahab ties the scarlet cord on the "window."]*

**Spies:** *[Reporting back to Joshua.]* It is time to take over the land. Everyone is afraid of God's army. The Lord has surely given them and the land into our hands!

**Joshua:** Let's go and conquer the land that God promised to Abraham and all our descendants.  
*[Applaud students and ask them what they have learned from acting out the characters in the story.]*

## E1 Year 1 Book 3 Lesson 10—Rahab and the Spies

# Homework Assignment

Name: \_\_\_\_\_ Parent signature: \_\_\_\_\_ Date: \_\_\_\_\_

**Bible Truths:** 1. God wants us to be strong and courageous.  
 2. God wants us to put our trust in Him in our everyday lives.

**Lesson Objectives:** 1. To rely on God no matter what the circumstances are.  
 2. To understand that God gives us strength to be brave and courageous.

**Bible Reading:** Please put a checkmark in the space when you complete the reading each day.

**Prayer:** Please put a checkmark in the space on the days you prayed to God.

	Sun	Mon	Tue	Wed	Thu	Fri	Sat
Bible Reading							
Prayer							

## Memory Verse

Please write down this week's memory verse.

(Isaiah 40:31)

---



---

## What I Learned from the Bible This Week

1. \_\_\_\_\_
2. \_\_\_\_\_
3. \_\_\_\_\_

# Homework Assignment

*Understanding What You Have Learned*

1. Write down the memory verse for this week.

---

## Multiple Choice

2. \_\_\_\_ : Why did Joshua send out two spies to check out the city of Jericho?
- a. Joshua was afraid of the king of Jericho.
  - b. Moses asked him to do so.
  - c. Jericho was a large city, and Joshua wanted the spies to find out everything they could about the city.
3. \_\_\_\_ : Where did Rahab tell the spies to hide from the soldiers after they left her house?
- a. In the hills
  - b. In someone else's house
  - c. By the river

## True or False

4. When the soldiers knocked on Rahab's door to search for the spies, Rahab quickly hid them in her basement.
- \_\_\_\_
5. To trust God means to rely on Him for everything that happens. \_\_\_\_\_

## Fill In the Blank

6. As the Israelite spies promised to save Rahab and her family's life, they gave her a \_\_\_\_\_ cord and asked her to tie it on the \_\_\_\_\_ as a mark.
7. After Moses died, God spoke to \_\_\_\_\_ and asked him to be the Israelites' new leader.
8. Imagine you were one of the two spies checking out the city of Jericho. What did you see and find? Picture that scene in your head and draw it in the space below.

## Life Application

9. In what area(s) would you like God to help you become more strong and brave? For example, you may want to ask God to help you be brave while saying grace in front of your school friends during lunchtime.

---

---

---

# LESSON 11

## THE FALL OF JERICO

### BEFORE YOU TEACH

#### The Collapse of the City Walls

The city of Jericho, built thousands of years before Joshua was born, was one of the oldest cities in the world. In some places, it had fortified walls up to twenty-five feet high and twenty feet thick. Soldiers standing guard on top of the walls could see for miles. Jericho was a symbol of military power and strength—the Canaanites considered it invincible.

Israel would attack this city first, and its destruction would put the fear of Israel into the heart of every person in Canaan. The Canaanites saw Israel's God as a nature god because He parted the Jordan and as a war god because He defeated Sihon and Og. But the Canaanites did not consider Him a fortress god—one who could prevail against a walled city. The defeat of Jericho not only showed that Israel's God was superior to the Canaanite gods, but that He was also invincible.

The capture of Jericho is described more as a military procession than a military operation. Led by the ark of the Lord, the Israelites marched around the city for seven days. On the seventh day, at the appointed hour, the trumpets blasted and the walls fell.

Archeological evidence indicates that the walls did indeed “fall flat.” The double walls were twelve to fifteen feet apart, and they were built on faulty, uneven foundations. The two walls were linked by houses built across the top (as Rahab's house was), which substantially strengthened them. Archeological evidence suggests that the outer wall fell outward and down the hillside, dragging the inner wall and the houses with it.

#### Complicated Instructions for Battle

Why did God give Joshua all these complicated instructions for the battle? Several answers are possible:

1. God was making it undeniably clear that the battle would depend upon Him and not upon Israel's weapons and expertise. This is why priests, not soldiers, carried the ark and led the Israelites into battle.
2. This strange military maneuver was a test of the Israelites' faith and their willingness to follow God completely. The blowing of the trumpets had a special significance. They had been instructed to blow the same trumpets used in the religious festivals in their battles to remind them that their victory would come from the Lord, not their own military might (Num 10:9).
3. God's method of taking the city emphasized the terror already felt in Jericho (Josh 2:9).

### BIBLE TEXT

Joshua 5:13-6:27

### BIBLE TRUTH

God is almighty and He has the power to accomplish anything.

### LESSON OBJECTIVES

1. To obey God's command even though we may not understand God's methods.
2. To rely on God's strength when things seem impossible.

### MEMORY VERSE

“With God all things are possible.”

(Mark 10:27b)

### PRAYER

In the name of the Lord Jesus Christ, we pray. We thank You, Lord, for Your love and protection throughout this past week. You are the almighty God and have the power to do anything. Sometimes, we have problems that we can't solve, or we have jobs that seem impossible to do. Help us believe in You and rely on Your strength. May Your Spirit guide today's class, as we learn how You helped the Israelites do the impossible. Hallelujah! Amen.

### Complete Destruction

Why did God demand that the Israelites destroy almost everyone and everything in Jericho? He was carrying out severe judgment against the wickedness of the Canaanites. This punishment usually required that everything be destroyed (Deut 12:2-3; 13:12-18).

Because of their evil practices and intense idolatry, the Canaanites were a stronghold of rebellion against God. This threat to the right kind of living that God required had to be removed. If not, it would affect all Israel like a cancerous growth.

A few people and some items in Jericho were not destroyed, but they were special cases. Rahab and her household were saved because she had faith in God and because she helped the Israelite spies. The silver and gold and vessels of bronze and iron were kept, not to enrich the people, but to beautify the tabernacle and its services.

God's purpose in all this was to keep the people's faith and religion uncontaminated. He did not want the plunder to remind Israel of Canaanite practices. (For more information on how Israel handled its plunder, see Numbers 31:25-30.)

## UNDERSTANDING YOUR STUDENTS

There may be tasks that your students are facing that seem impossible to accomplish, or there may be things that they would like to do but seem too hard for them.

Children at this age might have an "out-of-sight, out-of-mind" mentality and believe that if they keep avoiding what is bothering them, these problems will eventually disappear. But they are likely to experience even more frustration later when they realize that things have not gotten better, but worse. We can use this story to encourage the students to seek God's help whenever they face difficulties. As indicated in the story, anything is possible with God's help.

Ask your students if they have ever felt troubled when they find things hard to do, like keeping their room clean, listening to their parents, getting good grades in school, loving their sibling, etc. Instead of being daunted by their fears or by the magnitude of the situation, encourage them to turn to the Lord for help.

Psalms 46:1-2 states, "God is our refuge and strength, a very present help in trouble. Therefore we will not fear." When your students begin to rely on the Lord for strength, they will experience on a personal level that "with God all things are possible" (Mt 19:26).

### VOCABULARY

**commander:** somebody in charge of an army or part of an army

**ark of the covenant:** a special gold-covered chest that held the Ten Commandments

**priest:** someone who is in charge of worship and offers sacrifices

**conquer:** to win by fighting

### REVIEW

Last week, we learned how God made Joshua the new leader of the Israelites. God told Joshua to be strong and brave, because He would always be with him. Then Joshua sent two spies into the city called Jericho.

Where did the two spies stay when they went into Jericho? (At the house of a woman named Rahab.) What did Rahab do when the king of Jericho found out about the spies? (She hid them on her roof under some flax plants.) What did she make the spies promise her? (She made them promise to save her and her family when the Israelites came to take the land.) What would be the sign of the promise? (She would tie a scarlet cord to her window.)

After the spies returned to the camp and told Joshua all that had happened, he knew that it was about time to get ready for the battle to take over Jericho.

## BIBLE STORY

### Joshua Meets the Commander of the Lord's Army

Now Joshua was near Jericho. One day, he went out to see the city of Jericho for himself. As he looked at the tall walls that surrounded the city, he might have wondered how his army could ever force its way in. All of a sudden, Joshua saw a Man dressed like a soldier, standing in front of him with a sword in His hand. Joshua went up to Him and asked, "Are You on our side or on the enemy's side?"

The Man replied, "I am on neither side. I am the Commander of the Lord's army."

Then Joshua bowed low with his face to the ground to show his respect. He asked Him, "What message does the Lord have for me?" Joshua was glad in his heart when he knew that God would help him capture the city of Jericho. He believed this Commander of the Lord's army had come to lead the Israelites in their battle against their enemies. So Joshua bowed down to the ground and worshiped.

The Commander of the Lord's army replied, "Take off your sandals, because the place where you are standing is holy." So Joshua quickly took off his sandals, just as Moses had done before the burning bush at Mount Horeb.

### The Lord's Instructions to Conquer Jericho

Because the king of Jericho feared the people of Israel, the city of Jericho had been tightly shut so that no one could come in or go out. But the Lord said to Joshua, "I will let you take the city together with its king and all its soldiers." The Lord then gave Joshua these instructions:

1. Each day for six days, the people, the priests, and the soldiers will quietly march once around the city without raising their voices or saying a word.
2. Seven priests will walk in front of the ark of the covenant, carrying trumpets made of rams' horns and blowing them.
3. On the seventh day, the Israelites will march around the city seven times doing exactly the same actions.
4. On the seventh round on the seventh day of circling the walls of Jericho, while the trumpets blast, all the people will shout aloud. The walls will fall down, and everyone will rush in.

The commander of the Lord's army told Joshua how the Israelites should make an attack against Jericho. And he told Joshua how God would give a great victory to the Israelites if they carefully obeyed His orders.

Joshua listened. God's plan for taking the city was going to be unusual (read Josh 6:2-5), but that was all Joshua needed to know. He didn't question God, but simply obeyed His instructions.

We can see that Joshua showed strong faith in obeying God's words. How can we show our faith in our daily lives? [Spend one to two minutes asking students to relate this passage to their lives by coming up with actual

examples of how to show their faith to God in their daily lives.]

### The Israelites March Around Jericho

[For the next part of the story, invite all students to come up to the front and act out the story details together. No props are needed. The students can pretend to hold a trumpet or the ark of the covenant in their hands. Have one student be Joshua, 2-3 be priests with trumpets, 2 be priests carrying the ark, 2-3 be soldiers leading the way, and 2-3 following behind the priests. If there are fewer students, pick one person for each prominent role.]

When Joshua returned to the camp at Gilgal, he told the people about his visit with the Commander of the Lord's army. And all the people were ready to obey the orders that this mighty Commander had given.

Then Joshua called the priests together and said, "Take the ark of the covenant and have seven priests march in front of it with trumpets."

He told the people, "A group of soldiers will go ahead of the ark of the covenant and lead you around the city. Now go and follow them!"

After Joshua had given everyone their orders, the seven priests with the trumpets started marching in front of the ark of the covenant. While the priests blew the trumpets, one group of soldiers marched ahead of the priests and another group marched behind the ark. Joshua had also instructed the people, "Do not make a battle cry, shout, or even talk until the day I tell you to. When I say so, let out a big shout!"

And so it happened on the first day, the Israelites obeyed Joshua's orders—carrying the ark once around the city before returning to camp for the night.

Joshua and all the Israelites got up early the next morning. Everyone repeated their duties as Joshua had instructed on the first day. The priests carried the ark of the covenant behind the seven priests who blew the trumpets. One group of soldiers led the way while another group followed.

The Israelites kept this up for six days. [Have students march around the classroom six times. Remind students to stay patient, quiet, and focused, as the priests and soldiers were. Before the students reenact the march for the seventh day of battle, have them sit together on the floor while you share the following thoughts with them. Ask students how they feel after circling the classroom six times.]

If you happened to be one of the marching priests or soldiers, how would you feel? [Encourage students to respond.] Well, they needed to be patient, for the Lord had commanded them to go out every day for one whole week to march around the city.

What about the reactions of the people living in Jericho? They were probably quite anxious as they

watched the Israelites march around their city every day for six days. They were probably thinking, "Those Israelites are so odd. They do not fight like other men." After six days of the same actions, maybe the people of Jericho thought the Israelites were bluffing and just trying to intimidate them.

But Rahab believed the Israelites were carrying out God's mission to capture Jericho. She had called her father, mother, brothers, and sisters into her home, and together they looked out of the window where the scarlet cord hung, watching the strange actions of the people who worshiped the God of Israel.

### The Fall of Jericho

Now, students, are you ready to march again? [Have students stand up and remain silent as you continue to narrate the story.]

On the seventh day, the Israelites got up at daybreak and did as they had done for six days, except this time they marched around the city seven times. At the end of the seventh march around the great city walls, the Israelites stood still.

They did not turn toward the camp at Gilgal as on the previous six days, but instead looked toward the wall. Then the priests blew loudly with their trumpets and all the people shouted with a great voice. [Have students who are priests pretend to hold up their trumpets and make a horn sound and then have the rest shout loudly at once.]

At that moment, the stone wall began to tremble; then it shook and fell down flat. What a great miracle! The Israelites knew that God had caused the wall to crumble, because they had not even touched it. The secret of the Jericho battle was not in doing, but in believing.

God's method seemed peculiar, but they followed His instructions and it worked! The Israelites had shown their faith through their obedience. [Have students go back to their seats.]

Then Joshua reminded the people, "Everything in this city belongs to God. Only the woman Rahab and the others in her house will be left alive, because she helped the spies we had sent. Stay away from everything because they belong to the Lord! If you take any of them, you will be destroyed and you will bring trouble to the people of Israel and cause them to be destroyed. All the silver and gold and everything made of bronze and iron belong to the Lord and must be put in His treasury."

### Rahab and Her Household Are Saved

Then Joshua said to the two spies who had gone into the city, "Go to Rahab's house and bring her and her family out like you promised." They found Rahab's family without any trouble because of the scarlet cord in the window. They were spared when the walls tumbled down because Rahab followed the orders that the spies had given her. Because she put her trust in God, Rahab shared in the great victory with the Israelites.

The Israelites took all the silver and gold and everything made of bronze and iron and put it in the Lord's house. They then burned the whole city and everything in it except Rahab's family. The Lord was with Joshua, and the people throughout the land heard about him.

What have we learned from Joshua and Rahab's stories? [Pause for students' responses.] God's commands seemed strange to the Israelites at first, but they had strong faith in Him. They believed His commands wholeheartedly and followed His instructions obediently.

Deuteronomy 29:29 states that "the secret things belong to the Lord our God, but those things which are revealed belong to us and to our children forever; that we may do all the words of this law." Let's remind ourselves that even though we may not always understand what God is doing, our job is to keep on obeying His commands.

## CHECK FOR UNDERSTANDING

- 1. Who did Joshua meet outside Jericho?** Joshua met the Commander of the Lord's army.
- 2. Why did the Commander of the Lord's army ask Joshua to take off his sandals?** Joshua was standing in a holy place with God's presence.
- 3. What instructions did Joshua receive about how to take down the city of Jericho?** Each day for six days they were to march once around the city. They had to take along the ark of the covenant and have seven priests walk in front of it, carrying trumpets made of rams' horns. On the seventh day, they were to march around the city seven times while the priests blew the trumpets. When the priests made a long blast on the trumpets, everyone was to shout. The walls would then fall down for everyone to go in.
- 4. What did Joshua remind the Israelites of before they entered Jericho?** Not to take anything from Jericho; all the silver, gold, and everything made of bronze and iron belonged to the Lord and had to be put in His treasury.
- 5. How do you think the people of Jericho felt about the Israelites circling their city?** They were probably afraid at first, then confused. They might have laughed at the Israelites' way of battle.
- 6. Why did God choose to defeat Jericho without using Israel's army?** To show both the Israelites and Canaanites that it was God and not Israel's army that defeated Jericho.

### MEMORY VERSE PRACTICE

Please reinforce the memory verse every week.  
You can practice the memory verse with your students anytime during class.

**"With God all things are possible." (Mark 10:27b)**

### HOMEWORK ANSWER KEY

1. "With God all things are possible." (Mark 10:27b)
2. A
3. C
4. False; seven priests.
5. True
6. silent, shout
7. scarlet
8. Commander
9. Answers may vary.

### SPIRITUAL TEACHING & LIFE APPLICATION

#### 1. We may not understand God's method, but we need to obey His commands.

This is what God told Joshua to do:

- The people were to march around the city – silently – once a day for 6 days
- The priests were to blow their trumpets
- On the 7th day, they were to march around the city 7 times – silently
- On the 7th time around – they shouted and the walls fell down

On the seventh day, the Israelites marched seven times around the wall of Jericho. On that morning, they rose early and prepared for the long march. They knew the day for victory had come. At the end of the seventh march around the great wall, the Israelites stood still. They did not turn toward the camp at Gilgal as on other days, but looked toward the wall. Then the priests blew loudly with their trumpets and all the people shouted with a great voice. At that moment, the stone wall began to tremble; it shook, and then fell down flat. What a great miracle! The Israelites knew that God had caused the wall to tumble, because they had not even touched it. The secret of the Jericho campaign was not in doing, but believing. God's method seemed unreasonable, but for those who followed instructions, it worked! The Israelites had shown their faith by their obedience.

What lessons can we learn from this incident? God's commands seemed strange to the Israelites, but their faith was in the Lord, and they believed His commands. The Bible says, "The secret things belong to the Lord our God, but those things which are revealed belong to us and to our children forever, that we may do all the words of this law" (Dt 29:29). In this verse, "this law" refers to God's word. We may not understand what God is doing, but we are to obey His commands. When we obey His teachings, we will be blessed.



## 2. All things are possible with God—rely on God!

In today's lesson, it might have seemed impossible for the Israelites to take over the mighty city of Jericho, but with the help of God, anything is possible. The bravery and obedience of Joshua and his fellow Israelites were the key factors to their battle victory.

God does not want us to be afraid to face our problems. He wants us to stand firm in our faith and believe in His great love and power to solve our problems. Do you have that simple faith to believe and obey God's words? You need to pray to God every day to give you faith and believe in God's mighty power to solve your problem(s). Do you have problems that you can't seem to fix? Maybe you had a big fight with your siblings. Maybe you are being bullied at school. However, as long as you rely on God and pray to Him, you may be surprised to see how God can help you make things better.

## ACTIVITIES

1

### Joshua Says...

**Objective:** To have a fun time practicing the skill of following instructions.

#### Instructions

1. Play "Joshua Says" (like "Simon Says"). You can keep to the following script or create your own version of "Joshua Says."
2. Students are to perform the action only when they hear "Joshua says."

#### Script

- Joshua says, "Blow your trumpet."
- Joshua says, "Walk in a circle."
- Joshua says, "Yell 'Hallelujah!'"
- Clap your hands.
- Joshua says, "Stomp your feet."
- Turn around.

2

### Building Courage

**Objective:** To reinforce the message of being brave and believing in God's mighty power.

#### Instructions

1. Beginning at the arrow, skip six letters and write down the seventh letter. Make sure to count the thicker "wall" at the top center of the puzzle when you reach it.
2. Skip another six letters and write down the seventh letter. You can cross out the letters you have written down so you don't forget which letter you're supposed to count from. You still have to include those letters when counting six letters to skip.
3. Continue until you have filled in all the blanks.
4. You will discover God's message from Isaiah 12:2 and Matthew 19:26.

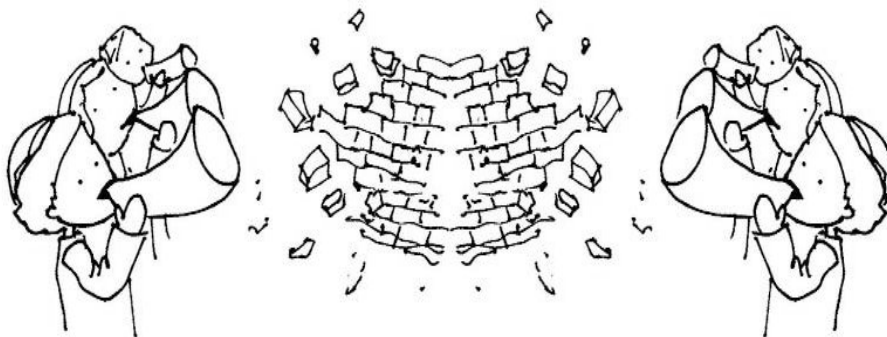
#### Answer

I will trust and not be afraid.  
With God all things are possible.

# Building Courage

Beginning at the arrow, skip six letters and write down the seventh letter. Go around the "walls" seven times and you will discover God's message from Isaiah 12:2 and Matthew 19:26.

	H R G E A P O I U O										↓	I O T N S D W D S										B
N	■	□	■	□	■	□	■	□	■	□											G	
E	□	■	□	■	□	■	□	■	□	■											T	
R	■	□	■	□	■	□	■	□	■	□											A	
L	■	□	■	□	■	□	■	□	■	□											I	
H	□	■	□	■	□	■	□	■	□	■											W	
	T T D R F B T L L N A A I I L L A S E S																					
■	□	■	□	■	□	■	□	■	□	■	□	■	□	■	□	■	□	■	□	■	■	



I \_\_\_\_\_

\_\_\_\_\_.

W \_\_\_\_\_

\_\_\_\_\_.

## E1 Year 1 Book 3 Lesson 11—The Fall of Jericho

# Homework Assignment

Name: \_\_\_\_\_ Parent signature: \_\_\_\_\_ Date: \_\_\_\_\_

**Bible Truth:** God is almighty and He has the power to accomplish anything.**Lesson Objectives:** 1. To obey God's command even though we may not understand God's methods.  
2. To rely on God's strength when things seem impossible.**Bible Reading:** Please put a checkmark in the space when you complete the reading each day.**Prayer:** Please put a checkmark in the space on the days you prayed to God.

	Sun	Mon	Tue	Wed	Thu	Fri	Sat
Bible Reading							
Prayer							

## Memory Verse

Please write down this week's memory verse.

(Mark 10:27b)

---



---

## What I Learned from the Bible This Week

1. \_\_\_\_\_
2. \_\_\_\_\_
3. \_\_\_\_\_

# Homework Assignment

*Understanding What You Have Learned*

1. Write down the memory verse for this week.

---

## Multiple Choice

2. What did the Commander of the Lord's army ask Joshua to take off?
- a. His sandals
  - b. His coat
  - c. His belt
3. How many times did the Israelites circle the city on the second day?
- a. 3 times
  - b. 2 times
  - c. 1 time

## True or False

4. God wanted six priests to carry six trumpets in front of the ark of the covenant as the Israelites marched around Jericho. \_\_\_\_\_
5. The Israelites destroyed everything in the city of Jericho except Rahab and her family, and the plunder that Joshua told them to put into the treasury of the Lord. \_\_\_\_\_

## Fill In the Blank

scarlet	shout	Commander	silent
---------	-------	-----------	--------

6. Joshua told the people to be \_\_\_\_\_ the first six days, and to \_\_\_\_\_ on the seventh day when the priests blew the trumpets.
7. Then Joshua said to the two spies who had gone into the city, "Go to Rahab's house and bring her and her family out like you promised." They found Rahab's family without any trouble because of the \_\_\_\_\_ cord in the window.
8. When Joshua was outside of the city of Jericho, he met the \_\_\_\_\_ of the Lord's army.

## Life Application

9. Please interview one of your family members or older church brothers or sisters, and have them share with you their testimony of how God solved their "impossible situation." Write your interview results in the space provided below.

---

---

---

# LESSON 12

## ACHAN'S SIN

### BEFORE YOU TEACH

#### Achan

Achan was an Israelite from the tribe of Judah. He coveted the plunder taken from Jericho that was to be devoted to the Lord. Achan took a robe, 200 shekels of silver, and a wedge of gold weighing fifty shekels and hid them under his tent (Josh 7:21). His name means "troubler." His sin caused God not to aid the Israelites, resulting in the military defeat at Ai and the death of thirty-six Israelites.

After revealing Achan's sin, the Israelites stoned Achan and his family and burned their remains. Many question the severity of the punishment. However, the battles of Jericho and Ai emphasized to the Israelites the necessity of having God to obtain victory over their enemies. If God had not dealt with Achan's disobedience with such severity, other Israelites may have started disobeying God as well. Achan's disobedience also led to the death of thirty-six of his countrymen. Achan hid his plunder in the ground inside his tent, where his family members would have known. They died not merely for Achan's sin but for indirectly conspiring with him.

#### Stoning

Stoning was the method of execution used in Israel to punish capital offenses. Moses' law specified that the Israelite community stone the guilty for serious crimes such as failing to observe the Sabbath (Num 15:32-36), practicing idolatry (Lev 20:2; Deut 13:6-11; 17:2-7), being a sorcerer (Lev 20:27), cursing God (Lev 24:10-16), dishonoring one's parents (Deut 21:20-21), and committing adultery (Deut 22:23-24). The community was responsible for executing the guilty. This demonstrates that all members of the community were responsible for maintaining God's law.

### BIBLE TEXT

Joshua 7

### BIBLE TRUTHS

1. We should not steal. God sees everything.
2. Our actions affect those around us: our family, our church, and our community.

### LESSON OBJECTIVES

1. To be holy in all things and say "No" to temptations.
2. To remind ourselves of sin's terrible consequences.
3. Not to greed after things that do not belong to us.

### MEMORY VERSE

"If anyone loves the world, the love of the Father is not in him."

(1 John 2:15b)

### PRAYER

In the name of the Lord Jesus Christ, we pray. We thank You, Lord, for Your wonderful love and mercy. You are a holy God, and You want us to be holy, too. Please help us to be pure and to say "No" to temptations. May Your Spirit guide today's class as we learn about someone who did not say "No" to temptation. Hallelujah! Amen.

## UNDERSTANDING YOUR STUDENTS

At one time or another, we have all done something wrong and hoped that no one would find out. Our students might have taken something they were not supposed to take, or they might have broken a toy and hid it deep in the closet hoping that no one would find it. Ask the students how they felt when they were doing something they shouldn't have. Invariably, there will be feelings of guilt and a struggle between right and wrong.

But no matter how much we are tempted to sin, our students need to be reminded that sin always causes trouble for us and for others. They may think that God's rules in the Bible or listening to our parents are not important, or that if others don't know what they've done then no one will be hurt. The Book of James reminds us

that "when desire has conceived, it gives birth to sin; and sin, when it is full-grown, brings forth death" (Jas 1:15). Our students need to know that when sin is allowed to exist, it will snowball, getting bigger and bigger, and eventually cause tremendous damage. Apparently, Achan didn't think about the consequences of disobeying God as he buried the stolen treasures under his tent.

Our students need to learn that in the midst of struggling between right and wrong, they should immediately pray to the Lord and ask Him for forgiveness. They need to be reminded that they have a heavenly Father who loves them dearly and will embrace them with open arms when they return to Him.

### VOCABULARY

**sin:** something that we do, say or think that is wrong in God's sight and goes against God's commandments

**stone:** to kill someone by throwing stones at them

**covet:** to want and own something very badly

**accursed:** something that is cursed and brings trouble

### REVIEW

Last week, we learned how the Israelites conquered Jericho by marching around the city. For six days, the Israelite army followed the ark and marched around the city once a day. Then on the seventh day, the ark and the army marched around Jericho seven times. The army shouted and Jericho's walls fell. By trusting in the power of God, the Israelites conquered a strong city like Jericho. We learned that we can rely on God's strength when we encounter difficulty. Out of the whole city, who was saved? (Rahab and her household.) And what did God instruct the Israelites to do with all the things in the city? God instructed the Israelites not to take anything from Jericho and to burn everything. God considered everything in Jericho "accursed things." This meant that everything in Jericho was cursed and would bring trouble.

## BIBLE STORY

### The Israelites Battle the City of Ai

After the Israelites won the battle in Jericho, they thought the rest of their battles would be just as easy. Joshua could see that God was helping them and knew that with His help, no enemy could stand before them. The next city they were going to battle was called Ai. [Show where Ai is on a map.] According to the report that the spies came back with, Ai was a small city with few people living there. When Joshua heard this, he felt that since it was such a small city, they should send only 3,000 soldiers. Unfortunately, things were not as easy as they seemed. Imagine their surprise when the men of Ai killed thirty-six of the Israelites and chased the rest of them back down the hill. The people of Israel were so frightened that their hearts melted and became like water. Joshua was so sad and grieved that he tore his clothes. How could it be that

they won the battle of Jericho, which was a huge and mighty city, and lost in the battle against a small city such as Ai?

### Joshua Prays to God

Joshua went to the Lord to find out what was wrong. Joshua prayed to God and asked, "Alas, Lord God, why have You brought us here to allow our enemies to destroy us? Now when the nations of Canaan hear about Ai, they will wipe Israel off the earth. How then will Your name be praised?" Joshua asked God these questions because he didn't understand why God did not help them. Joshua was afraid that other countries would think that God was not with the Israelites anymore.

God then told Joshua, "Get up! Why do you lie on your face? Israel has sinned. Israel has not followed My

commands." Before the battle of Jericho, God told His people that everything in Jericho was accursed and should be destroyed. No one was to keep any of its riches for himself. Even all the flocks and herds were to be killed. They were to save only the gold, silver, and vessels of iron and bronze, which were to be offered to God. But someone had not followed those instructions and had taken some of the accursed things for himself. That person had stolen and lied. That was why Israel was beaten and trouble had come upon them. God told Joshua that He would no longer be with them unless the stolen things were destroyed.

### **The Tribes and Families Come Forward**

God then told Joshua, "Go and prepare the people for tomorrow. They will not be able to win against their enemies unless they remove the accursed thing from among them. In the morning, I will tell a tribe to come forward, and from that tribe I will tell a group of families to come forward. From that family, whoever is found to have the stolen things will be stoned and burned by fire. Everything that belongs to him will also be burned. He has disobeyed Me and has done a shameful thing in Israel." What did God want Joshua to do? He wanted Joshua to get all the Israelites together. Then God would call each family to come forward, one by one, until the person who stole the things was found.

So early the next morning, Joshua told each tribe of Israel to come forward, and the tribe of Judah was chosen. From the tribe of Judah, a group of families called the Zarahites was chosen. From that group, the family of Zabdi was chosen. Every person in Zabdi's family came forward, until Achan, the grandson of Zabdi, was chosen.

### **Achan and His Family Are Punished**

When Achan was revealed, Joshua said to Achan, "My son, give glory to the Lord God of Israel and tell me what you have done."

Achan replied, "It's true! I have sinned against the Lord. When I saw among the spoils a beautiful garment, silver, and gold, I coveted them and took them. They are hidden in the ground in my tent."

Achan admitted that he had stolen the things. A

garment is a piece of clothing. He thought it looked beautiful. He also saw a lot of silver and gold, which is like money today. He knew what God had said, but he could not resist. So he stole them and hid them.

Joshua sent some messengers and they ran to the tent. They found the stolen things under Achan's tent. They brought these things to the Israelites and to the Lord.

Then Joshua, along with the rest of the Israelites, brought Achan, the stolen things, his family, and all that he had, to the Valley of Achor. Joshua said, "Why have you brought this trouble on us? The Lord will bring trouble on you today."

Then all of Israel stoned him, his family, his animals and everything that belonged to Achan. Then they put a large pile of rocks over Achan's body.

After Achan and his family were stoned, the Israelites called that place the "Valley of Achor" or the "Valley of Trouble." Achan's name means "Troubler." Achan's disobedience and greed brought great trouble not only upon himself, but upon his whole family and the people of Israel. It caused the Israelite people to lose the battle at Ai and also caused thirty-six men to die in that battle.

After the sin was discovered, all the Israelites knew how important it was to obey God and follow His commands. After Achan was stoned to death, the Lord said to Joshua, "Do not be afraid nor be dismayed; take all the people of war with you, and arise, go up to Ai. See, I have given into your hand the king of Ai, his people, his city, and his land." Now God told His people that He was going to be with them once again. They did not have to be afraid anymore. So Joshua did as he was commanded and there was a great victory over the city of Ai that day.

The first time Joshua and the Israelites fought the battle at Ai, they lost. This was because Achan had sinned against God and God was not with the Israelites as they fought. Now, the second time Joshua and the Israelites attacked Ai, the result was different. God was with them this time, and they won the battle mightily. This is the biggest difference. When God is not with us because we have done something we are not supposed to, then our lives will be empty. We will not feel power or strength from God. But when God is with us, we will always be victorious.

## **CHECK FOR UNDERSTANDING**

1. **Ai was a huge city just like Jericho.** False; it was a small city with few people.
2. **After defeating Jericho, fighting the city of Ai was "a piece of cake."** False; the Israelites lost.
3. **The Israelites were not supposed to take anything from Jericho.** True.
4. **God knew that someone had disobeyed Him.** True.
5. **Achan, his family, and all his things were destroyed.** True.
6. **What does Achan's name mean?** "Troubler."
7. **How did Achan bring trouble to the Israelites?** Achan's greed for the accursed items taken from Jericho caused the Israelites' loss in the battle, the death of thirty-six men during the battle, and the death of himself, his family, and all his animals.
8. **How was Achan punished for his disobedience?** He was stoned to death.

### MEMORY VERSE PRACTICE

Please reinforce the memory verse every week.  
You can practice the memory verse with your students anytime during class.

**"If anyone loves the world, the love of the Father is not in him." (1 John 2:15)**

### HOMEWORK ANSWER KEY

1. C
2. A
3. C
4. B
5. False; the spies said the people of Ai were few.
6. True
7. True
8. We hurt God, ourselves, our family, brothers and sisters, and friends.
9. He regretted doing it; he was probably scared and sad.
10. They won because God was with the Israelites. Answers may vary.

### SPIRITUAL TEACHING & LIFE APPLICATION

#### 1. Sin has terrible consequences. Say "NO" to sin.

When the people of Israel found out Achan had disobeyed and sinned against God, they stoned him to death and removed the sin that had brought trouble upon them. Today, do we have an "Achan" in our heart that causes us to disobey God and sin against Him? Maybe the "Achan" in our heart likes to steal, lie, fight with others, or disobey our parents. [Allow students to share.]

What should we do if we find an "Achan" in our heart? [Allow students to answer.] The "Achans" in our hearts are much more difficult to remove. We can't stone Achan like how the Israelites stoned him, but we definitely have to get rid of him. Otherwise he will bring trouble upon us. God hates such sins and He will not be with us. We can only overcome our sins through prayer. Romans 8:13 tells us that through the power of the Holy Spirit we can put to death the things of the flesh. We can ask our parents, brothers and sisters, and friends to pray for our weakness so that we can quickly remove it from our hearts.

What happens if we don't remove "Achan" from our heart? [Allow students to answer.] If we allow sin to remain in our heart, it will grow and eventually lead to death. Let's read James 1:15. Here the Bible describes sin as being like a baby in a mother's womb. At first the baby is very small. Each day the baby grows bigger and bigger, until one day, it's time for the baby to come into the world. It's the same with wrong desires. If we allow these desires to remain inside us, they will grow and mature, until one day, they give birth to death. Sin always has bad consequences. So before our desire gives birth to sin, we have to remove it.

#### 2. Do not greed after things that don't belong to us.

Achan took things that God instructed the Israelites not to take. Why is it wrong to take things that do not belong to us?

Let's find out what made Achan take the things.

Read Joshua 7:21. Achan **saw** the garments, gold and silver, he **coveted** them, and then he **took** them. [Write these three words on the board.]

What did Achan do first? He saw the things that were forbidden by God.

Achan kept looking at the garment, silver, and gold. How did he feel when he kept looking at the beautiful things? He began to covet, or want, them. Because he kept looking at them, his heart began to want these things for himself.



What did Achan do next? He took these forbidden things and buried them in his tent. So he sinned against God.

Today, if our parents and God tell us of things we are not allowed to have or see, what should we do?

[Allow students to share.] We should turn our eyes away and walk away from them. If we keep looking at the things we are not allowed to have, as Achan did, we will want them and then disobey God and our parents by taking them.

In Psalm 119:37, the psalmist teaches us to pray and ask God to turn our eyes from looking at the worthless things in the world. We must ask God to also guard our hearts from sinful desires.

3. No one saw Achan take the garment, gold, and silver. Not even Joshua saw him. But God saw Achan and He told Joshua. God sees everything, even things that are done in secret, when no one is looking. Has there been a time when you thought God was not looking?

Proverbs 15:3 says, "The eyes of the Lord are in every place, keeping watch on the evil and the good." God sees when we do good things and when we do bad things. God sees deep into our hearts. We cannot hide from Him. When God sent Jonah the prophet to Nineveh to preach to the people there, Jonah thought that he could run away from God and hide from Him by taking a boat in the opposite direction. But God knew exactly where Jonah had gone and He used a giant fish to swallow Jonah and bring him back to Nineveh.

### Story

Phil looked up from his puzzle as his mother walked into the house with two bags of groceries.

"Hi, honey," she said. "There are two more bags of groceries in the car. Will you get them, please? And I need you to get some other things, too. When I picked up my purse along with these bags, it was upside down, and several things fell out. Pick up that stuff, too, okay?"

"Sure, Mom," Phil nodded and hurried out to the garage. He took the bags of groceries into the house and set them on the counter. Then he went back to get the things that had spilled from Mom's purse. Along with several other items, he found four one-dollar bills. Phil picked them up and looked at them thoughtfully. Then he put one of the bills in his pocket.

"Here's your stuff," he said when he returned to the house.

"Thanks, Phil," said Mom. "Now I'd like you to take the swatter and get rid of these flies."

She frowned. "Where do they come from?"

Phil grinned and got the swatter. "Gotcha!" he exclaimed after a moment.

Then he saw a fly sunning itself on a windowsill.

"Mom, come see this fly," he called. "It looks like it is cleaning its face—just like our cat does."

"It does look that way," agreed Mom. "A man on TV was talking about flies the other day. He mentioned some interesting things. He said the flies' legs have brushes that they use to clean their eyes."

"Oh, yuck!" groaned Phil, making a face.

"The man also said that a fly's individual eye is composed of 4,000 simple eyes. Amazing!"

"Wow!" exclaimed Phil. "That's weird."

"When I heard that, it made me think of a verse in the Book of Psalms," said Mom. "David wrote, 'He who formed the eye, shall He not see?'"

As Phil put his hand into his pocket, he felt the bill. "God sees this, too," he thought. "I better give it back. God will not be pleased if I steal this from my mother." He gathered all his courage and went up to his mother, "Mom, I am really sorry... I took this dollar bill from you without asking. Will you forgive me?"

She looked at Phil and said, "Oh my son, I am so glad that you did the right thing!"

Phil felt a huge relief in his heart. "Thank God for giving me the courage. I want to make things right in the eyes of God."

### What can we learn from this story?

Phil had a moment of greed and desired to keep that dollar bill. He didn't feel right after reflecting upon what he should do. Thank God that he was brave enough to return the money to his mother. What can we learn from this story?

1. Desiring something that doesn't belong to us is a sin in the eyes of God.
2. Stealing is a sin in the eyes of God. Stealing is like coveting. If we steal or covet, we are breaking the 10th commandment.
3. We need to always ask ourselves, "What would Jesus do?"
4. When we sin, there is always a consequence that follows.
5. Always have a clean conscience in front of man and in front of God. When we live a life of righteous deeds, we will have strength and victory.

---

 ACTIVITIES
 

---

1

**There's an Achan in the Camp****Objective:** To learn through song and game that stealing is wrong.**Materials**

Pictures or items representing the following objects:

- Moses' staff
- Mary's jar of nard
- The little boy's five loaves of bread and two fish
- Abraham offering Isaac
- Dorcas' needle and thread
- Miriam's timbrel
- The gold that David used to build the temple
- Abel's sheep
- Women offering spices

[You may include or exclude items that you believe will be more fitting to your students.]

**Instructions**

1. Have the students sit in a circle and place the objects in the middle. Explain to the students how the owners of each item offered them for use by God.
2. When the game begins, have the students close their eyes and sing the hymn: "O Be Careful, Little Eyes."
3. Secretly choose one student to be "Achan." "Achan" will steal one of the objects and hide it.
4. After finishing one verse of the hymn, the students will open their eyes and figure out which item "Achan" stole.
5. The student who answers correctly becomes the next "Achan."

**"O Be Careful, Little Eyes"**

O be careful little eyes what you see  
 O be careful little eyes what you see  
 There's a Father up above  
 And He's looking down in love  
 So, be careful little eyes what you see

O be careful little ears what you hear  
 O be careful little ears what you hear  
 There's a Father up above  
 And He's looking down in love  
 So, be careful little ears what you hear

O be careful little hands what you do  
 O be careful little hands what you do  
 There's a Father up above  
 And He's looking down in love  
 So, be careful little hands what you do

O be careful little feet where you go  
 O be careful little feet where you go  
 There's a Father up above  
 And He's looking down in love  
 So, be careful little feet where you go

O be careful little mouth what you say  
 O be careful little mouth what you say  
 There's a Father up above  
 And He's looking down in love  
 So, be careful little mouth what you say

**2****What Would You Do?**

**Objective:** To educate the students that stealing is not just taking something that doesn't belong to us.

**Instructions**

In each of the scenarios below, the teacher acts out the first part of the scenario. Ask students to think about what they would do, and then invite students to act out their individual responses. At the end of each scenario, discuss what would be the right thing to do given the situation. Have students consider the following questions:

1. Would it be wrong to take small things and not big things?
2. If we found some money on the ground and picked it up and kept it, would that be considered stealing?
3. Would it be considered stealing if we borrowed things and did not return them and the other person had forgotten all about it?

Allow students to realize that stealing is not only the action of taking something that's not ours. Stealing involves disobedience and greed. [Prepare a piece of candy, fake dollar bills, a cookie jar, and a toy for props.]

**Scenarios**

1. You and your mom are shopping in the candy store. You see your favorite candy. You see that nobody is looking and you think about taking it. What would you do?
2. You find a \$10 bill on the ground. You pick it up and ask those around you if it belongs to them. No one claims it. What would you do?
3. A little girl sees her mom's big cookie jar. She thinks, "Mom says not to take a cookie without first asking. But if I ask, she will not let me have one before dinner. There are so many in there that Mom won't notice if one is missing." What would you do?
4. You are at a toy store and you see a toy. You really want it but it costs \$5 and you only have \$4. Your mother is not with you. What would you do?
5. You notice your older sister has bought a packet of erasers. She has left them on her desk. You think, "It's only an eraser and besides she has so many of them, she will not mind if I take one." What would you do?
6. A boy is playing with an action figure. He thinks, "I have had this action figure for a month. When I asked Jimmy about borrowing it, he said that I could borrow it for only a week. He hasn't asked for it back. Maybe he has forgotten about it. Jimmy and I are good friends. Maybe he wants me to keep it." What would you do?

## E1 Year 1 Book 3 Lesson 12—Achan's Sin

# Homework Assignment

Name: \_\_\_\_\_ Parent signature: \_\_\_\_\_ Date: \_\_\_\_\_

**Bible Truths:** 1. We should not steal. God sees everything.  
2. Our actions affect those around us: our family, our church, and our community.

**Lesson Objectives:** 1. To be holy in all things and say “No” to temptations.  
2. To remind ourselves of sin’s terrible consequences.  
3. Not to greed after things that do not belong to us.

**Bible Reading:** Please put a checkmark in the space when you complete the reading each day.

**Prayer:** Please put a checkmark in the space on the days you prayed to God.

	Sun	Mon	Tue	Wed	Thu	Fri	Sat
Bible Reading							
Prayer							

### Memory Verse

Please write down this week's memory verse.

(1 John 2:15)

---



---

### What I Learned from the Bible This Week

1. \_\_\_\_\_
2. \_\_\_\_\_
3. \_\_\_\_\_

# Homework Assignment

*Understanding What You Have Learned*

## Multiple Choice

1. \_\_\_\_ : What did God command the Israelites to do to the things from the city of Jericho?
  - a. Burn everything that was in the city including all the gold, silver, and vessels
  - b. Take whatever they want and destroy the rest
  - c. Destroy and burn everything except the gold, silver, and vessels
2. \_\_\_\_ : What did Achan take from the city of Jericho?
  - a. A beautiful garment, silver, and gold
  - b. Five beautiful garments, silver, and gold
  - c. Silver, gold, and a diamond ring
3. \_\_\_\_ : The Israelites were victorious over Ai in their second battle because \_\_\_\_\_.
  - a. They took more people to fight this time.
  - b. They thought of a better plan to destroy the enemies
  - c. They had removed sin from the camp and God was with them again.
4. \_\_\_\_ : When the Israelites discovered Achan's sin, \_\_\_\_\_.
  - a. Only Achan was stoned to death
  - b. Achan, his family, his animals, and everything that he owned were stoned and burned.
  - c. Only Achan and his family were stoned and burned

## True or False

5. After spying out the city of Ai, the spies told Joshua that the city was large like Jericho and he needed to send everyone to fight. \_\_\_\_\_
6. Achan brought trouble upon himself, his family, and all the Israelite people. \_\_\_\_\_
7. Achan saw the beautiful garment, silver, and gold, coveted them and then took them. \_\_\_\_\_

## Life Application

8. Who is hurt when we disobey God? \_\_\_\_\_
9. How do you think Achan felt when he was found out? \_\_\_\_\_
10. The first time Joshua and the Israelites fought the battle at Ai, they lost. This was because Achan had sinned against God and God was not with the Israelites as they fought. Now, the second time Joshua and the Israelites attacked Ai, the result was different. What was the result? What can we learn from this?  
\_\_\_\_\_  
\_\_\_\_\_  
\_\_\_\_\_

# LESSON 13

## REVIEW



This lesson is meant for the review purposes. There are many ways to conduct a review. Here are some ideas for you.

1. It can be in a standard test format. Elementary 1 students should be able to answer the following types of questions without much difficulty: true or false, fill in the blank, and short answer. Depending on your class' needs, feel free to create your own test by selecting questions found in the **Check for Understanding** section of each lesson. Alternatively, you can look through some of the **homework assignments** for ideas. Be sure to think about **life application questions** in addition to the knowledge-based ones. Never forget to ask the students to remember the **memory verses** that they have learned.
2. The review can be done as a game. Playing games is a fun way to share information. It can be a simple game like Jeopardy or a race to the finish line (moving spaces as students take turns to say the correct answer). Students can also create their own questions and quiz each other. The possibilities are endless.
3. You can think of this class as a brand new lesson. You can select certain characters to study and compare, or themes to look at to review the whole quarter. Look at the memory verses and see how they can be a springboard into a review. These require a little bit of work on your part, but it can be a rewarding way to tie up the past twelve weeks.

Finally, remember to soak in the words of God. After reviewing God's wonderful teachings, have a small snack fellowship. Sing hymns, or go outside and enjoy His creations. You can do a play that sums up the learning that has taken place. And don't forget that you work with a wonderful group of teachers. Brainstorm with your fellow RE workers for fantastic ideas to end your quarter. May God remember all your labor for Him.

For teachers who have great ideas on how to review all twelve lessons, we welcome you to email USGA with all the details. We can upload your ideas to the RE link and let other teachers share your creativity.

## Review Test Answer Key

### Short Answer

1. Take off his sandals because he was standing on holy ground.
2. Water to blood; Frogs; Lice; Flies; Disease of the livestock; Boils; Hail; Locusts; Darkness; Death of the firstborn
3. God passing over the homes that were marked with the blood of a lamb.
4. He divided the waters of the Red Sea for the Israelites to walk through on dry land safely.
5. Manna means "What is it?"
6. God is holy. Holiness is part of God's very being. The Ten Commandments are part of God's expression of His holiness and the standard He requires in order to have a relationship with Him. Another important reason is that they are Jesus' teachings. Read Matthew 4:4. "Every word" of God includes the Ten Commandments. We are to live by every word. Read Matthew 19:16-17.
7. He melted it and ground it into powder.
8. Faith.
9. Riches and honor.
10. As long as Rahab tied the scarlet cord on her window and gathered all her family into her house, their lives would be saved when the Israelites came to take the land.
11. To show both the Israelites and the Canaanites that it was God and not Israel's army that defeated Jericho.
12. He was stoned to death.

### Fill In the Blank

1. Egyptians
2. waters
3. calf
4. Joshua
5. talk
6. Rahab
7. disobeyed

### Memory Verses-Fill In the Blank

1. Serve the Lord your God with all your heart and with all your soul. (Dt 10:12b)
2. Be swift to hear, slow to speak. (Jas 1:19b)
3. For indeed Christ, our Passover, was sacrificed for us. (1 Cor 5:7b)
4. I can do all things through Christ who strengthens me. (Phil 4:13)
5. Do all things without complaining and disputing. (Phil 2:14)
6. I may live and keep Your word. (Ps 119:17b)
7. You shall have no other gods before Me. (Ex 20:3)
8. Stand fast in the faith. (1 Cor 16:13)
9. Love your enemies, bless those who curse you. (Mt 5:44a)
10. Those who wait on the Lord shall renew their strength. (Isa 40:31)
11. With God all things are possible. (Mk 10:27b)
12. If anyone loves the world, the love of the Father is not in him. (1 Jn 2:15b)

### Character Match-Up

1. e
2. c
3. b
4. i
5. g
6. a
7. d
8. f
9. h

## Review Test

1. What did God tell Moses to do when he approached the burning bush?

---

2. Name as many of the ten plagues as you can.

---

3. What does the Passover represent?

---

4. What was the great miracle that God performed when Pharaoh's army was chasing the Israelites?

---

5. God was so caring that He sent manna for the Israelites. What does manna mean?

---

6. Why do you think it is important to follow the Ten Commandments?

---

7. What did Moses do with the golden calf?

---

8. The Israelites didn't want to go into the promised land, but Joshua and Caleb believed that God would give it to them. Joshua and Caleb believed in God. What do we call this kind of belief?

---

9. What did King Balak promise Balaam if he cursed the Israelites?

---

10. What did the spies promise Rahab?

---

11. Why did God choose to defeat Jericho without using Israel's army?

---

12. How was Achan punished for his disobedience?

---



**Fill In the Blank**

talk   disobeyed   Joshua   Rahab   Egyptians   calf   waters

1. God sent ten plagues on the \_\_\_\_\_.
2. God saved the Israelites at the Red Sea by parting the \_\_\_\_\_.
3. Aaron made a golden \_\_\_\_\_ for the Israelites.
4. \_\_\_\_\_ and Caleb had faith that God would help them beat the enemy.
5. While Balaam was on the way to curse the Israelites, his donkey began to \_\_\_\_\_.
6. Only \_\_\_\_\_ and her family were saved when Jericho was destroyed.
7. Achan had stolen something and \_\_\_\_\_ God.

**Memory Verses-Fill In the Blank**

1. Serve the Lord your God with all your \_\_\_\_\_ and with all your soul. (Deuteronomy 10:12b)
2. Be swift to \_\_\_\_\_, slow to speak. (James 1:19b)
3. For indeed Christ, our \_\_\_\_\_, was sacrificed for us. (1 Corinthians 5:7b)
4. I can do all things through \_\_\_\_\_ who strengthens me. (Philippians 4:13)
5. Do \_\_\_\_\_ without complaining and disputing. (Philippians 2:14)
6. That I may live and keep Your \_\_\_\_\_. (Psalm 119:17b)
7. You shall have no other \_\_\_\_\_ before Me. (Exodus 20:3)
8. Stand fast in the \_\_\_\_\_. (1 Corinthians 16:13)
9. Love your enemies, \_\_\_\_\_ those who curse you. (Matthew 5:44a)
10. Those who \_\_\_\_\_ on the Lord shall renew their strength. (Isaiah 40:31)
11. With \_\_\_\_\_ all things are possible. (Mark 10:27b)
12. If anyone loves the world, the \_\_\_\_\_ of the Father is not in him. (1 John 2:15b)

**Character Match-Up**

- |                         |   |
|-------------------------|---|
| 1. _____ God            | a. We went to spy on the land of Canaan; we believed God would help us take the land, but the others were afraid.         |
| 2. _____ Pharaoh        | b. I made a golden calf and the Israelites worshiped it.  |
| 3. _____ Aaron          | c. I was stubborn and refused to let the Israelites leave my country.   |
| 4. _____ The Israelites | d. I was greedy for money; when God sent an Angel to kill me, my talking donkey saved me.                                 |
| 5. _____ Moses          | e. I am all-powerful; with My mighty hand I brought the Israelites out of Egypt.  |
| 6. _____ Caleb & Joshua | f. Two Israelite spies came to my home; I helped them get away, and they saved my life when they came to destroy my city. |
| 7. _____ Balaam         | g. I was a loyal servant of God; He used my staff to part the Red Sea.  |
| 8. _____ Rahab          | h. I stole a robe, some silver, and some gold. I caused a lot of trouble for the Israelites.                              |
| 9. _____ Achan          | i. We often complained against God and made Him angry. In the end, God still brought us to the promised land.             |

**Life Application Questions**

Have the students write down **FOUR** of the most important things that they have learned this quarter. Allow them to share their answers with the class while the teacher lists them on the board or chart paper.

1. \_\_\_\_\_  
\_\_\_\_\_
2. \_\_\_\_\_  
\_\_\_\_\_
3. \_\_\_\_\_  
\_\_\_\_\_
4. \_\_\_\_\_  
\_\_\_\_\_

"To Him who divided the Red Sea in two,  
For His mercy endures forever." (Psalm 136:13)

Y1 Bk 3



## Journey to the Promised Land

General Assembly of the True Jesus Church

21225 Bloomfield Avenue

Lakewood, CA 90715 U.S.A

Printed 2012