

This Teacher's Guide is dedicated to those
who serve God in the children's ministry.

May God continue to grant you wisdom
and strength to impact the future generations.



"But God demonstrates His own love toward us, in
that while we were still sinners, Christ died for us."

(Romans 5:8)

Elementary 1 Year 2 Book 3

Blessed Are the Obedient

Contents

Lesson Index	i
How to Use This Teacher's Guide	ii-iii
Your Teaching Procedures & Teaching with Music/Bible Dramatics	iv
Understanding Your Students	v
Memory Verses	vi

Lesson Index

Lesson 1	Solomon Requests Wisdom	1-8
Lesson 2	Solomon Builds the Temple of God	9-18
Lesson 3	Solomon's Failure	19-27
Lesson 4	Josiah Repairs the Temple	28-36
Lesson 5	Queen Esther	37-44
Lesson 6	Mordecai and Haman	45-52
Lesson 7	The Jews Are Saved	53-62
Lesson 8	Ezra and Nehemiah	63-71
Lesson 9	Daniel and His Three Friends	72-78
Lesson 10	The Fiery Furnace	79-88
Lesson 11	The Writing on the Wall	89-98
Lesson 12	Daniel in the Lions' Den	99-106
Lesson 13	Review	107-113

All Scripture is quoted in NKJV.

Always pray for your students and pray for the wisdom to teach!

Welcome to the world of six to eight-year-olds!

This is a wonderful age range to be teaching, as students are beginning to mature and understand more about the world around them. However, they haven't all grown up yet and still need your gentle nurturing to guide them.

Although your students are beginning to read, they still learn in a variety of ways, including visually, kinesthetically, and aurally. This means that it will be very important to use pictures and hands-on experiences as you tell the story in order to meet the needs of all the students in the classroom. Visuals are always good reminders at any level because it helps the students make connections to the story and retain information. Hands-on activities will help the students to internalize the lessons and make them more meaningful. For example, the students can be involved in making the scenes for the days of creation. This will help them remember what happened much more so than just through a telling of the story. It is also vital to ask students to share what they have learned at the end of each lesson. By letting your students retell the information they have heard, you will be able to see what they really understood, and what might need to be revisited before you move on. Knowledge and learning need to be built upon what they have already grasped. Only then can the students build on their experiences and make the proper connections in future lessons. Furthermore, since they are learning to read, it is vital to ask students to read at least one verse from the Bible each week during class time. You can assist them if they are having difficulty with **vocabulary** words, but this is the time to help them practice turning to the right section of the Bible they are studying. This is a great habit to build up now.

This book is designed to be teacher-and-student friendly, and each lesson follows the same structure. As in all of the textbooks, there are sections before the start of the lesson that give relevant Bible background information. Take the time to review the **Before You Teach** and **Understanding Your Students** sections to familiarize yourself with the teachings since your students are more sophisticated and require more than just an overview of the Bible story. Occasionally, there will be some teaching ideas included. These are simply suggestions you may want to consider as you prepare your lesson. Of course, you can adapt them as needed for your class and students. The story section is a retelling of what is recorded in the Bible.

*“Him we preach,
warning
every man
and teaching
every man
in all wisdom,
that we may
present every
man perfect in
Christ Jesus.”*

—Colossians 1:28

Vocabulary

Before You Teach

Understanding
Your Students

You are encouraged to read it through, but remember to be ready to share the words of God, and not to literally read from the pages of this guide. Please also review the story by using the questions provided in the **Check for Understanding** section. This will give you a good idea of how much the students understand. You can ask each question directly or use other creative ways to have students share their answers.

Check for Understanding

A key indicator to a successful lesson is what the lesson means to each student. What have they walked away with and how can they apply what they have learned? The lesson is not complete until you have shared the discussion questions found in the **Spiritual Teaching and Life Application** section. You want your students to leave the class with the feeling that they want to draw even closer to God through specific actions they can take. Help them make goals and be sure to encourage them in their efforts.

Spiritual Teaching & Life Application

The last thing you will need to consider for class time is which **activities** will be best for your group of students. Each lesson contains several from which to choose. Again, depending on the time and the abilities of your class, you may choose to do one or two to reinforce the teachings of the lesson.

Activity

Since your students are learning to read and write, this guide has included a **Homework Assignment** section. This serves to remind the students of God's word at home during the week. There is **no** separate student workbook so you are encouraged to photocopy the homework sheets. The students can store their work in a binder or file folder. You can provide homework each week for them to insert in their folder or reproduce all twelve lessons at the beginning of each new quarter. Review the homework before they leave class so that the students are aware of what to complete and how to do it. You may need to brainstorm ideas for the life application questions so that the students have something to build on when they return home. All teachers need to consistently check homework to make this a useful tool and a good extension of the teachings. The students are also encouraged, via the homework assignment, to develop a daily Bible reading and prayer devotional time. Be sure the parents are aware of this expectation. A partnership between the teachers and parents will greatly facilitate the growing faith of the students.

Homework Assignment

Remember that your students are still growing. There are so many things they can do independently, but there are areas where they need extra support. Take time to get to know each of your students so that you can meet their needs. Most importantly, remember to allow time for yourself to grow closer to God as you help your students develop their relationship with Him!

You can't do **MORE** for your students until you have knelt down and **PRAYED** for each of them daily.

“Not by might nor by power, but by My Spirit,” says the Lord of hosts.”

—Zechariah 4:6

YOUR TEACHING PROCEDURES

1

Hymnal Worship (10-15 minutes)

Purpose: To help the children praise God through hymnal worship.

Procedure: Always start a session in the name of our Lord Jesus. The teacher or assistants will then lead the children in simple hymns or action rhymes.

Be Prepared

Be Organized

Be Flexible

2

In-Class Worship (15-20 minutes)

Purpose: To let the children hear a Bible story and respond to its teachings.

Procedure: Say a short prayer in the name of our Lord Jesus. There are 3 steps in the In-Class Worship Procedure. They are:

- 1) Bible Story
- 2) Check for Understanding
- 3) Spiritual Teaching and Life Application

Do not forget to explain the key vocabulary words and practice the memory verse which are listed in each lesson.

3

Bible Learning Activity (10-15 minutes)

Purpose: To help your students become familiar with the word of God is part of a teacher's mission, but an equally important part of the job is helping the students put the word of God to work in their own lives. The activities have been planned to encourage your students to act upon what they have learned.

Procedure: Let the students work on the Student Activities. If the activities require group involvement or cutting and pasting, be sure to have assistant teachers. We have come up with a variety of activities as well as optional ones. Please see what suits your students' needs. End the activity with a concluding prayer.

Teaching with Music

Do your students seem to enjoy music more than the lesson itself? Music can be an effective teaching technique within a lesson.

- Hymns that tell stories can enhance your lessons.
- Many students learn more easily if they can "feel" the material you are teaching. Choose hymns with motions and physical movement.
- Students who do not show emotion easily may find it easier to express themselves through hymns.

Keep these in mind when using music with your students:

- Learn the hymns before you teach them.
- Sing the new hymn to the students before you have them sing it.
- Sing the hymn in a variety of ways—assign parts, use rhythmic instruments, move around, and so on.

Teaching with Bible Dramatics

- Playacting can make Bible stories come alive for the students.
- Let the children volunteer for the roles they want.
- Encourage students to think about the mood, the setting, the characters, and their expressions and motives. They all contribute to making the story come alive.
- Encourage creativity. Acting out Bible stories can help students see the story and characters in a new way.

UNDERSTANDING YOUR STUDENTS

Elementary 1 (Ages 6-8)

Characteristics	Pedagogic Application
<p>Body</p> <ol style="list-style-type: none"> 1. Still developing/growing, though the pace is slowing 2. Still get tired easily 3. No longer play alone; can adapt to group games or activities 	<p>Increase levels of difficulty in activities as the students become more able physically Do not stretch one activity for too long; find a balance between times of quietness and action Encourage student involvement with more cooperative group games; show respect to everyone</p>
<p>Mind</p> <ol style="list-style-type: none"> 1. Have strong sense of imagination 2. Still think according to words on paper; cannot accept abstract ideas 3. Concept of space and time is still limited 4. Reading ability is gradually strengthening 5. Have excellent memory 6. Deductive thinking is still limited 	<p>Encourage the use of imagination, but help students to discern fact from fiction Use familiar similes and parallels to which students can relate, just like how Jesus used the familiar to teach the unfamiliar Be careful when describing time and space Encourage the reading of books that promote spirituality Encourage the memorization of Bible verses Repeat content regarding abstract terms and truths</p>
<p>Mood</p> <ol style="list-style-type: none"> 1. Very sensitive; can have outbursts of emotion 2. At the adorable stage: like to please teachers and receive praise 3. Full of compassion and care for others 4. Still tend to fear and withdraw 	<p>Get excited or saddened easily Easy to discipline, but pay special attention to giving praise and encouragement Nurture students to help, serve, and treat others fairly Provide a sense of security</p>
<p>Social Skills</p> <ol style="list-style-type: none"> 1. Make friends easily 2. Like to please adults 3. Like to cooperate and do not like to compete 4. Have good social skills; desire acceptance from others 5. Still like to quarrel with friends; always change their best friends 	<p>Help them to establish friendships Establish a student-teacher relationship Promote cooperation by offering group projects/activities Be careful not to promote hypocrisy when teaching Place emphasis on teaching students to love one another; encourage a giving spirit instead of a selfish one</p>
<p>Spirituality</p> <ol style="list-style-type: none"> 1. Have a simple faith, are interested in a life of faith; will initiate prayer 2. Curious about death and heaven 3. Like to attend RE classes 4. Are learning to differentiate between real biblical stories and fictional fairy tales or legends 5. Are learning the moral teachings of good and evil 6. All spiritual experiences come from imitating adults 	<p>Use a systematic way of teaching faith and the truth; encourage prayer Simply explain the truth of salvation Nurture their interest in Bible reading and church activities Emphasize that the Bible contains the words of God and is not a common book, but one inspired and written by God Emphasize the moral aspects of the Bible Set a good example; share more spiritual experiences with students</p>


MEMORY VERSES

E1 Year 2 Book 3

March, April, May

1. "If any of you lacks wisdom, let him ask of God." (James 1:5a)
2. "I will dwell in the house of the Lord forever." (Psalm 23:6b)
3. "Fear God and keep His commandments." (Ecclesiastes 12:13)
4. "Let no one despise your youth." (1 Timothy 4:12)
5. "You are my portion, O Lord. I have said that I would keep Your words." (Psalm 119:57)
6. "God resists the proud, but gives grace to the humble." (1 Peter 5:5b)
7. "Watch, stand fast in the faith, be brave, be strong." (1 Corinthians 16:13)
8. "With thanksgiving, let your requests be made known to God." (Philippians 4:6b)
9. "Trust in the Lord with all your heart, and lean not on your own understanding." (Proverbs 3:5)
10. "Finally, my brethren, be strong in the Lord and in the power of His might." (Ephesians 6:10)
11. "He who humbles himself will be exalted." (Matthew 23:12b)
12. "He knelt down on his knees three times that day, and prayed and gave thanks before his God." (Daniel 6:10b)

LESSON 1



SOLOMON REQUESTS WISDOM

BEFORE YOU TEACH

David's Sons

David's numerous sons are listed in the genealogy of 1 Chronicles 3:1-9. Because he had many wives, it is very difficult to keep track of all his sons, especially those born to him by concubines. Amnon, the first born, was killed by Absalom for having raped their sister Tamar (2 Sam 13:20-33). David's second son, Daniel, is only briefly mentioned in the genealogy. Some scholars believe he had probably died by then. The third son, Absalom, died in a rebellion during which he tried to overthrow his father (2 Sam 18:1-18). Logically, David's fourth son, Adonijah, would have been next in line for the throne. However, God had other plans. Since Adonijah knew that David favored Solomon as his successor, Adonijah had to plot to seize the kingship. He followed the example of his older brother, Absalom, by offering sacrifices and holding a great feast where he invited important men, thus announcing himself as the next king (1 Kgs 1:5-10). Once David was informed of the conspiracy, he immediately summoned the priest Zadok and the prophets Nathan and Benaiah to anoint Solomon as king over Israel, so that there would be no more disputes over the monarchy (1 Kgs 1:32-40). Solomon's succession to the throne fulfilled the promise in 2 Samuel 7:12-16. Solomon spared Adonijah's life at first, but later killed him for attempting to seize the throne again by marrying a former mistress of David's (1 Kgs 2:13-25).

Solomon

God gave Solomon a special name through the prophet Nathan (2 Sam 12:25): Jedidiah, which means "loved by the Lord." ("Solomon" means "peaceful"; 1 Chr 22:9.) Clearly, God's favor rested with Solomon from the day he was born. Solomon was a humble and wise king. By asking God for wisdom, he also gained many blessings during his years as king of Israel. He ruled all of Israel from Dan to Beersheba and also had some degree of control over other countries from the Euphrates to the border of Egypt. He was a diplomat, a trader, and a collector of fine arts. His wealth, power, and wisdom was even known in southern Arabia (1 Kgs 10). One of Solomon's greatest achievements was building the temple, a task God entrusted to him because of the rest and peace that Israel enjoyed during his reign. He is also the author of Ecclesiastes and Song of Songs.

Although Solomon was known as the wisest person who lived, he did make mistakes. The people of Israel complained about heavy taxes and forced labor. More significantly, Solomon married many foreign wives for political and personal reasons. This eventually led to his downfall because he let his wives affect his relationship with God.

BIBLE TEXT

1 Kings 1:5-51, 3:3-28;
2 Chronicles 1:1-17

BIBLE TRUTH

God will bless and give wisdom to those who seek after Him.

LESSON OBJECTIVE

To follow Solomon's example in seeking spiritual wisdom.

MEMORY VERSE

"If any of you lacks wisdom,
let him ask of God."

(James 1:5a)

PRAYER

In the name of the Lord Jesus we pray. Dear Lord, we gather here at the start of the new quarter to learn more about Your teachings. We pray that we can learn from the people in the stories so that we can also be obedient and be blessed by You. Let us understand Your will so that we can follow Your ways and serve You at all times. May Your Spirit guide us in our lessons. Hallelujah! Amen.

Gihon and En Rogel

Adonijah held his feast and crowned himself king at a place called En Rogel, just a few miles outside Jerusalem. Solomon was anointed at Gihon, which was slightly closer to the palace than En Rogel. Therefore, it was not surprising that those attending Adonijah's feast heard the noise after Solomon was anointed. David asked the priest

to go to Gihon because the tent David had set up to protect the ark of the covenant was probably there (2 Sam 6:17). The sacred oil, a mixture of olive oil, myrrh, and other expensive spices, was also kept there. After being anointed, Solomon was now God's representative to the people and would lead them with the wisdom of God.

UNDERSTANDING YOUR STUDENTS

When God asked Solomon what he wanted, he could have requested wealth, power, or even longevity. However, Solomon humbled himself and asked only for a discerning heart so that he could govern God's people and distinguish between right and wrong. When God saw Solomon's sincerity, He not only gave Solomon wisdom, but also gave Solomon everything he had not asked for like wealth and power. This was because Solomon knew how to pray and seek after God's will.

When your students pray, what do they pray for? More notably, if they could ask for anything, what would that one thing be? Would it be more toys or good grades? It is not uncommon for them to be a little egocentric at their age. On the other hand, some may ask

God to guide their families and the church. Sometimes they may also pray for peace on earth. During special prayer sessions, they might ask for the gift of the Holy Spirit. Of course, all of these are significant, but it is also important to stress spiritual wisdom. In this world, higher education and knowledge are viewed as the keys to power and wealth. But in God's eyes, this worldly wisdom is nothing compared to the wisdom He can give your students. Spiritual wisdom allows them to discern all things and brings about great blessings. But they must seek after it in their prayers. Encourage your students to pray for wisdom from God. Like all things for which they pray, they need to be faithful and trust that the Lord will provide.

REVIEW

Last quarter, we learned about the lives of two prophets called Elijah and Elisha. They did many wonderful things in serving God. Elijah performed miracles and turned the Israelites back to God. Why did he have to do that? (The evil Ahab and Jezebel led them to worship idols instead of the one true God.) Do you remember any of the miracles? (Not running out of flour and oil; restoring the life of the widow's son; triumph on Mount Carmel; praying for rain; parting the Jordan River.) Similarly, Elisha saved lives and cared for the needy during his ministry. Do you recall what Elisha did? (Restored the life of the Shunammite woman's son; filled the jars with oil; cured Naaman of leprosy.) Throughout their lives, both Elijah and Elisha demonstrated their unfailing faith and trust in God at all times. In turn, God protected and guided them everywhere they went. We learned from the two prophets that we have to rely on the Lord and follow His ways. Then we will be blessed and be able to lead a holy life.

BIBLE STORY

[To help children understand this complex story, use storyboards or cartoons to illustrate the key events, like Adonijah's feast and Solomon's parade and anointing.]

A New King for Israel

King David was getting old. He had been the king for forty years and knew the time had come to choose a new king from among his sons. David had many sons, but the two he might have picked had already died: His oldest son, Amnon, was killed by the third son, Absalom. Absalom died trying to take over David's throne. As a result, King David had to pick someone else. He knew that God had a plan for Solomon to become king. God chose Solomon, David's tenth son, because Solomon was a good and humble person.

VOCABULARY

wisdom: knowledge, insight, good judgment
conspiracy: a secret plan by a group to do something unlawful or harmful

As the next in line to assume the throne, King David's fourth son Adonijah tried to hold a feast and proclaim himself the king. However, when the prophet Nathan told Solomon's mother Bathsheba about it, she quickly went to tell David. David knew that God wanted Solomon to be king. So after listening to his wife, he immediately commanded the prophet Nathan and a priest called Zadok to take Solomon to Gihon, where he would be anointed as the new king of Israel. David also asked a commander of his army, Benaiah, to accompany them.

Nathan, Zadok and Benaiah followed David's instructions and led Solomon, who was riding on his father's mule, to Gihon. Once they arrived, Zadok took the horn of oil from the tent and anointed Solomon. The people who went with them shouted, "Long live King Solomon!" They played music from their pipes and shouted so loudly that they could be heard miles away.

Just as Adonijah and his guests were finishing their meals, they heard a lot of noise coming from outside. They wondered what it was about. Then a messenger came and told them that Solomon had just been anointed as the new king and was sitting on the throne! When the guests heard this news, they were very frightened and immediately left the party. They didn't want other people to know that they had supported Adonijah now that Solomon was the official king. In fact, Adonijah was even more terrified. He was afraid his brother might have him killed because he had declared himself the king at his own feast. In panic, he ran to the altar and held on to its horns (or corner posts), thinking God might protect him. He said to those who saw him, "I will not leave here unless King Solomon swears he will not kill me!" Fortunately for Adonijah, Solomon was a kind man and forgave his brother. He said to Adonijah, "Go home."

Once Solomon's throne had been established, David told Solomon to follow God's ways and to obey all of His commandments. Soon afterwards, David died.

Solomon Asks for Wisdom

Solomon was a good king. He obeyed all the commandments of God and prayed to Him constantly for guidance. One day, he went to Gideon to offer one thousand burnt offerings to God. That night, he slept there and had a dream. In this dream, God spoke to him.

God asked Solomon, "What would you like Me to give you?"

If God asked you that question, what would you ask for? (Let students respond.) Some people might ask for endless wealth, long life, a strong army, or power over the surrounding nations. Solomon could have asked for anything! He thought about it and then he spoke to the Lord, saying, "You loved my father, David, and you helped him to be a good king. I am but a little child. Help me to be wise so that I will know what is right and what is wrong and rule justly over your people. I want to be a good king for you."

God was pleased when He heard Solomon's request. Solomon did not ask for long life or riches and power. Instead, he asked for help.

"Because you have not been selfish," said God, "I will give you wisdom, as you have asked, but I will also give you what you didn't ask for. I will make you rich and you will be honored. There will be no other king like you ever again. As long as you keep My laws and My commandments, just like your father David did, I will lengthen your days."

Then Solomon woke up. He knew that it had been a dream from God. He was very thankful and he returned to Jerusalem the next day with a joyous heart. He went and stood before the ark of the covenant and he offered sacrifices to God. He also held a great feast for all of his servants.

Solomon's Wise Judgment

One of the first wise judgments that Solomon made was in the case of two women fighting over a child. These two women lived together in one house. They were both pregnant and had delivered their babies three days apart. The son of one of the women died in the night, and that woman exchanged her dead son with the other woman's son while the other woman was sleeping. In the morning, however, the mother of the living child found that the dead baby lying in her arms was not her son, so she brought the other woman and the living child and came before Solomon, demanding that the other woman give her son back. Of course, the other woman denied the whole thing.

Now, if you were Solomon, how would you choose between these two women? How would you know which woman was the actual mother of the living child?

Solomon told his servants to bring him a sword. When they returned with the sword, Solomon said, "Cut the living child in half. Give one half to each of these women." When the women heard this, the one who was the actual mother of the child said, "No, give the child to the other woman. Please do not kill the baby!" But the woman who was the pretender said, "Yes, let the child be neither hers nor mine—cut it in half." In this way, the women revealed themselves to Solomon who understood that the child's true mother could not bear to see her child hurt because of her love for him. After seeing this, Solomon had the child returned to his true mother.

Because of his God-given wisdom, Solomon was able to help many people. His wisdom became known all over the country and even to other nations. People came to see him from far away to ask him many questions. But Solomon knew that all of this came from God and he was very thankful!

CHECK FOR UNDERSTANDING

1. **Why did God choose Solomon to be king?**
Because Solomon was a good and humble person.
2. **Who told King David of Adonijah's plan?**
The prophet Nathan and Solomon's mother, Bathsheba.
3. **When Solomon was anointed king, did he forgive his brother Adonijah?**
Yes.
4. **When God asked Solomon what he wanted, what did Solomon ask for?**
Wisdom.
5. **What did God give to Solomon because he asked for wisdom?**
Riches and honor.
6. **How did Solomon show his wisdom in the case of the two women's children?**
He understood that the true mother of the child would love her son more than the false mother, so she would not want the baby to be hurt. Therefore, he made a situation in which the two women would show how much they loved the baby.

MEMORY VERSE PRACTICE

Please reinforce the memory verse every week.

You can practice the memory verse with your students anytime during class.

SPIRITUAL TEACHING & LIFE APPLICATION

LIFE APPLICATION

Even though Adonijah tried to steal the kingship from Solomon, God alerted the prophet Nathan and ensured that Solomon would inherit the crown. In the same way, when God has a plan for us, He will make it happen. He is almighty and can overcome things that we cannot overcome.

Examples of God fulfilling His plan: Hand out a blank table with the following rows and columns. Then fill it out as a class, going over each story together. An alternative is to have the students divide into groups and have each group draw out a cartoon story for one of the characters.

SPIRITUAL TEACHING [1]

When God has a plan, He will make it happen.

Bible Character	God's Plan	Obstacle	Outcome
Abraham	He will be the father of a great nation.	He had no children and his wife was barren.	God gave him a son, Isaac, in his old age and God's promise came true.
Joseph	He will be ruler over his family.	His brothers sold him into slavery.	God helped him become the prime minister of Egypt.
David	He will become king of Israel.	King Saul wanted to kill him.	God saved him and made him king.

Discussion

After this activity, ask the students, "What are some obstacles in your life?" This is a good time to encourage them and share personal obstacles that God helped you overcome.

LIFE APPLICATION

Use a memory verse memorization game or a crafts activity (bookmark, poster, etc.) to memorize the verse: "If any of you lacks wisdom, let him ask of God, who gives to all liberally and without reproach." (Jas 1:5)

Discussion

Either before or after the memory verse activity, ask the students what they need wisdom for. They may respond with things like "So I can do well in school" or "To help me pass tests." Explain the difference between worldly wisdom and godly wisdom. Worldly wisdom allows people to be smart and devious, like the serpent. But godly wisdom helps a person become closer to God and do what is right in His eyes. Godly wisdom is basically the knowledge of God and the knowledge of who He is and what He wants us to do. Solomon used wisdom to help him be a king. Though we are not kings, God still wants us to serve Him and work for Him.

SPIRITUAL TEACHING [2]

Godly wisdom is important to help us do what is right in God's eyes.

Ask the students if the following scenarios show worldly or godly wisdom:

1. A man studied how to do business in school and later became a very successful millionaire. Knowing how to be successful in the world is worldly wisdom. In the end, worldly success is just vanity because when we die, all that we have done will be lost to us.

2. Paul gave up his status as a respected Jewish leader to preach the gospel of Jesus Christ. Living a life for God and doing God's work is godly wisdom because He will remember us and we will receive our reward in heaven.

3. King Saul did not kill the Amalekite king or the animals when God commanded it. King Saul was showing worldly wisdom. Even though it made sense to him for him to keep the wealth of the kingdom that he had conquered, it was not pleasing in the eyes of God. It is wiser to obey than to do what seems more profitable in life.

4. A family comes to church every Sabbath day even though they run a restaurant and lots of customers want to go eat there on Saturdays. Obeying God is godly wisdom; He will reward us and bless us when we follow His commands. There are many testimonies of families who put obeying God first and God helped their businesses to be successful.

HOMWORK ANSWER KEY

1. Solomon
2. forgive
3. wisdom
4. True
5. False; we should ask for godly wisdom.
6. God chose Solomon because he was a good and humble person.
7. God chose Solomon because he was humble, not selfish.
8. Worldly wisdom makes a person smart and devious, but godly wisdom brings a person closer to God.
9. Answers may vary.
10. Answers may vary.

ACTIVITIES

1

King Solomon's Prayer

Objective: To remind the students of King Solomon's prayer for spiritual wisdom by creating a figure of Solomon.

Materials

- styrofoam cups
- pipe cleaners
- markers
- tape
- 1" styrofoam balls
- construction paper
- toothpicks
- glitter or sequins (optional)

Instructions

1. Take a styrofoam cup and turn it upside down. This will be the body of Solomon. Draw directly on the cup to create clothes for the king. You may also want to cut his robe out of construction paper and then tape it on to the cup.
2. Take the styrofoam ball and create Solomon's face. Make sure the eyes are closed since Solomon is praying to God.
3. Using construction paper, cut out a crown to fit on Solomon's head. You can decorate the crown with markers, sequins, or glitter. Tape the crown on to Solomon's head.
4. Use the pipe cleaner to create Solomon's arms. Fold the pipe cleaner in the front so that he is praying. Tape it on to his body.
5. Finally, attach the head to the body by punching several toothpicks through the styrofoam ball and the bottom of the cup.
6. Use this figure of King Solomon to remind yourself to pray for spiritual wisdom from God.

2

The Lord's Prayer

Objective: To explain and reflect on the Lord's prayer so that students may know what to pray for.

Instructions: Explain that Jesus taught His disciples this prayer. Ask the students to think about each line as you read it. Explain the meaning of the words and encourage the students to think about the prayer and what they can pray for based on the discussion today.

Our Father in heaven,
 Hallowed be Your name.
 Your kingdom come.
 Your will be done
 On earth as it is in heaven.
 Give us this day our daily bread.
 And forgive us our debts,
 As we forgive our debtors.
 And do not lead us into temptation,
 But deliver us from the evil one.
 For Yours is the kingdom and the power
 and the glory forever. Amen.

-Matthew 6:9-13

E1 Year 2 Book 3 Lesson 1—Solomon Requests Wisdom

Homework Assignment

Name: _____ Parent signature: _____ Date: _____

Bible Truth: God will bless and give wisdom to those who seek after Him.

Lesson Objective: To follow Solomon's example in seeking spiritual wisdom.

Bible Reading: Please put a checkmark in the space when you complete the reading each day.

Prayer: Please put a checkmark in the space provided on the days you prayed to God.

	Sun	Mon	Tue	Wed	Thu	Fri	Sat
Bible Reading							
Prayer							

Memory Verse

Please write down this week's memory verse.

(James 1:5b)

What I Learned From the Bible This Week

1. _____
2. _____
3. _____

Homework Assignment

Understanding What You Have Learned

1. Fill In the Blank: God chose _____ to be the next king after David.
2. Fill In the Blank: Adonijah became scared and asked the new king to _____ him.
3. Fill In the Blank: The only thing that Solomon asked God for was _____.
4. True or False: Nathan knew about Adonijah's plan and told Solomon's mother about it. _____
5. True or False: If we are given the chance to ask for anything, we should ask for riches. _____

Short Answer

6. Why did God choose Solomon to be the next king?

7. Why did God give Solomon money and power, even though Solomon had not asked for them?


8. What is the difference between worldly wisdom and godly wisdom?

9. If you could ask God for anything in your prayer, what would it be?

10. Why do we need wisdom? How can you use godly wisdom in your life?

LESSON 2

SOLOMON BUILDS THE TEMPLE OF GOD



BEFORE YOU TEACH

The Temple

Until the time of Solomon, the Israelites worshipped God in a movable tabernacle. David had wanted to build the temple but God reserved the task for his son Solomon. The temple was a spectacular building that took seven years to complete. It was built on Mount Moriah. The general plan was the same as the tabernacle except that it was twice as large. One cubit is about 1.5 feet so the dimensions of the temple was 90 feet long, 30 feet wide, and 45 feet high. It was roughly one-third the length of a football field and almost five stories high. The walls were made of stone, the roof of cedar, and the floor of cypress. Solomon was able to obtain the wood from Lebanon and skilled workers from Phoenicia due to his alliance with the king of Tyre. Solomon also overlaid the interior with gold. A talent was a weight used for measuring precious metals. The value of the gold, silver, and bronze used has been estimated to be worth between two to five million dollars today (1 Chr 22:14).

The temple was made up of three main areas: the Most Holy Place, also known as the Holy of Holies (where the ark of the covenant was kept), the Holy Place (where the golden tables for the showbread, gold lampstands and altar of incense were located), and the outer courtyard. This temple was a permanent location where the Israelites could worship. They did not have to use the portable tabernacle anymore.

To better understand the temple's layout, please refer to 1 Kings chapter 6 and 2 Chronicles chapter 3.

UNDERSTANDING YOUR STUDENTS

"But will God indeed dwell on the earth? Behold, heaven and the heaven of heavens cannot contain You. How much less this temple which I have built!" (1 Kgs 8:27). This was Solomon's proclamation during his dedication speech—God dwells everywhere in the universe. It is true that God lives everywhere. He lives in the hearts of people and your students will know that He dwells within them when they have the Holy Spirit. However, this does not negate the importance of the temple. Solomon built it for a reason. It was a place that guaranteed the presence of God. It was a permanent place of worship for the Israelites.

Although this temple was grand and marvelous, help your students understand that it isn't the size or the elegance that makes a church important. It is a place where people come together to worship God. Your students know the significance of Sabbath. People all over the world gather to worship and praise God in their own church on Sabbath. It is a time set aside so that everyone can talk to God and thank Him for His blessings. Remind your students why they gather in God's house every week.

BIBLE TEXT

1 Kings 5-8, 9:1-9;
2 Chronicles 2-7

BIBLE TRUTH

God blesses all those who love and take care of His church.

LESSON OBJECTIVE

To worship in church and offer willingly.

MEMORY VERSE

"I will dwell in the house
of the Lord forever."

(Psalm 23:6b)

PRAYER

In the name of the Lord Jesus Christ we pray. Thank You, Lord, for guiding us safely through another week. Today, we are going to learn about how Solomon built a temple for You. We hope that we can learn from his example and worship You even more faithfully. Help us be wise children who will always follow in Your ways so that we may be blessed. May all the glory be Yours. Hallelujah! Amen.

At this age, your students may not offer regularly. Although the church today is not as fancy as the one Solomon built, it still requires offerings from the believers in order to maintain it. When Solomon built the temple, everyone offered their money and time to help out. Remind your students that it is important that they remember to offer their time and money to God as well. Just as God freely gives them all that they need, they should thank God and offer what they can.

VOCABULARY

dedicate: to set apart in honor of something or someone

REVIEW

Last week, we learned about how Solomon became the king of Israel. He was chosen by God and David was going to crown him. But one of Solomon's brothers thought that he should become king. What was his name? (Adonijah.) He invited people secretly to a feast and proclaimed himself to be the king. But when David found out, he quickly told Zadok the priest to anoint Solomon. When Adonijah heard about this, he became terrified. He ran to the altar and clutched its horns. He wanted Solomon to swear that he would not kill him. King Solomon was a gentle person and he forgave his brother.

We also learned that Solomon asked God for wisdom. When God saw that he was humble, He gave him not only wisdom but also riches and honor. Solomon went on to become a good king and his wisdom spread to many places in the country. What did we learn from Solomon? (We learned to pray for spiritual wisdom to guide us in our lives.)

BIBLE STORY

Solomon Prepares to Build the Temple

After Solomon became the king of Israel, he needed to do something very important that his father David had asked him to do.

David had said to his son, "Solomon, when you become king, you must build a temple for God. It's not just any building. It will be a place where God lives!" King David had wanted to build the temple himself, but God did not want him to because of all the wars that David had fought. Instead, God wanted his temple to be built during a time of peace by a king who did not have so many nations' blood on his hands. That is why Solomon was chosen. David had already prepared the plans and gathered a lot of the materials needed to build this temple. Now all King Solomon had to do was start the process!

When Solomon began to collect all the materials, he realized that he required more wood. So he asked Hiram, the king of Tyre, for help. In this king's land, there were many trees of good quality. In fact, the cedars of Lebanon, which grew in Tyre, were famous back then for their strength, straightness, and good smell. Wood from those trees would make good lumber for building God's house. So King Solomon and the king of Tyre made an agreement. The king of Tyre would supply the wood and the people to help Solomon cut down the trees and Solomon would send food to Tyre in return. This plan worked out very well.

The Temple Is Built

So the people began to work. They cut the trees into logs

and boards. Some men cut stones for the walls of the temple. Others helped move the wood and stones to Mount Moriah, where the temple was being built. When the materials were ready, the people began to build the temple. It was amazing because they built it without using hammers or saws. They did not want to make a lot of noise at the temple, so they did all the cutting somewhere else before moving the materials to the temple site. There were 70,000 workers who carried the stones, 80,000 stonecutters in the hills, and 3,300 overseers who directed the workmen. Can you imagine how many people there were working on this temple?

The temple took a very long time to build because it was large and contained many beautiful and precious items. Let's look at the way that the temple was constructed. *[As you describe the parts of the temple, draw out the diagram and have each student copy it onto a sheet of paper. You can also make handouts with the basic structure of the temple and have the students fill in the details.]* The temple was divided into three main sections: the portico, the main hall, and the inner sanctuary. The inner sanctuary was also called the Most Holy Place; this was where the ark of the covenant was placed. The main hall was called the Holy Place. This was where the tables for the bread and the lampstands were placed. In front of the temple, there stood two pillars: Jachin ("He establishes") on the left and Boaz ("in Him is strength") on the right. These pillars were decorated with interwoven chains hung with two hundred pomegranates.

Outside the portico, there was a bronze altar where offerings were burned. There was also a basin called the

Sea, which was by the priests for their ceremonial washings. This basin was circular, made of cast metal, and sat on twelve bulls, three facing each of the four directions. The temple was also furnished by many wonderful objects. There were ten basins for washing, ten golden lampstands, ten tables, and a hundred golden sprinkling bowls. These bronze items were made by Hiram, a renowned craftsman who was highly skilled in bronzeworks.

Because the temple was so large and contained so many precious items, it took seven years to complete. By the end, it was a beautiful building covered with gold on the inside.

Once the temple was completed, King Solomon gathered together all the elders, the heads of the tribes, and the chiefs of the Israelite families to him in Jerusalem. They all came together to bring the ark of the covenant to the newly constructed temple. The priests and the Levites carried the ark from a tent in Jerusalem to the Most Holy Place, where it rested between the outstretched wings of two cherubim. When the ark was brought to its resting place, a cloud filled the temple of the Lord. This was God's glory coming down to rest on His temple.

The Dedication

The Israelites were gathered together to worship God at the temple. They dressed in their best clothes and they sang songs to praise Him. It was a joyous occasion. After the cloud had filled the temple, King Solomon spoke to the Israelites gathered there and praised God for fulfilling His promise of having Solomon build the temple.

Then King Solomon knelt down in front of the altar, before all the people gathered there, and spread his hands toward heaven. Then, praying, he said, "O Lord, there is no God like You in heaven above or on earth below. This temple is built for You. Please help us walk in Your ways and keep Your commands. Listen to our prayers and guide us. Praise the Lord!" God showed His acceptance of Solomon's prayer by sending fire down from heaven to burn the offerings. That day, the glory of God also filled the Most Holy Place, so that no one could enter into it. God truly came down and dwelt with His people in the temple that day.

Afterward, Solomon dedicated the temple to God by offering 22,000 cattle and 120,000 sheep and goats. The people had a feast that lasted for fourteen days! Everyone celebrated and praised God for all the good things the Lord had done for them.

God Appears to Solomon

After the celebration, the people went home very joyous and glad. They knew that God would always guide them. Later, after Solomon had completed everything he wanted for the temple and his house, God appeared to Solomon.

God said, "I have heard your prayer and dedication, Solomon. My eyes and My heart will always be at the temple. As for you, you must walk in My ways and obey My commands. Then I will establish your throne forever!"

When Solomon heard God's words, he knew that God had accepted his prayer for the people. He was glad that God was with him to help him be a good king.

CHECK FOR UNDERSTANDING

Fill In the Blanks/True or False

1. The temple was made out of stone and _____ (wood).
2. The inside of the temple was completely covered in _____ (gold).
3. It took _____ (seven) years to complete the temple.
4. Solomon had to plan out how to build the temple by himself. (False)
5. Solomon did not give glory to God after the temple was completed. (False)

MEMORY VERSE PRACTICE

Please reinforce the memory verse every week.

You can practice the memory verse with your students anytime during class.

SPIRITUAL TEACHING & LIFE APPLICATION

LIFE APPLICATION

SPIRITUAL TEACHING [1]

The church is like the temple in Solomon's time—a place that belongs to God where God's people meet to worship Him and serve Him.

1. Today, the temple of God is the church. The church is a place where we can go to worship and draw close to God. Although it may not be built from materials as beautiful as the temple in Solomon's time, it can still be spiritually beautiful in the eyes of God when the members in the church are good and do the will of God. Today, it is the goodness and love of the members that can make the church shine like the temple did in the time of Solomon.
2. Though Solomon built the temple, it was actually God who allowed him to do it and God who helped him have the peace and the resources to complete the work. In the same way, our churches today are actually given to us from God through His grace. He allows us to come together to worship Him and He allows us to have a church.
3. Go over how the chapel for your church or for a church near you was found. Show pictures and tell the students about how we came to have a church at that location. An example is the fellowship hall that is currently being used by the Washington, DC service. The group of believers was growing in number and needed a place to meet for services. When they looked for places to rent, they sent out about 200 letters to various churches in the area explaining what they were looking for. Out of all the letters they sent, only one church responded with the offer to use their chapel for services. And that one response provided all the requirements that the members needed. Today, the DC fellowship still meets there for their weekly Sabbath worship. God was definitely guiding them to find the right place of worship.

LIFE APPLICATION

SPIRITUAL TEACHING [2]

We can serve God by taking care of His church.

Solomon served God by building the temple, a place for God's people to worship. Today, we can also serve God in many different ways. What are some ways that we can serve God today? [Discuss the various cleaning activities that the students can help with. They can also serve God by being helpful to visitors and kind to other brothers and sisters.]

The temple of God in Solomon's time was covered with gold. What does that mean for us today? To have a temple covered in gold is to have a beautiful church today. A beautiful church is a church where God's love shines. So when we are loving toward one another, we make the church—God's temple—a beautiful place. Now, let's work on this activity to help us learn about some ways we can serve God.

HOMEWORK ANSWER KEY

1. Tyre
2. Hiram
3. True
4. True
5. To make a place where all the people could come to worship God and glorify Him.
6. The church.
7. We clean the church, help other believers, pray, listen to God's words through sermons, etc.
8. Student response
9. Student response


ACTIVITIES

1

Everyone Keeps the Church Clean**Objective:** To let the students know of ways they can offer their services to God.**Instructions:** Finish each of the sentences. Find the missing word by unscrambling the letters. Read about the ways you can help take care of God's house.

1. I'll pick up the garbage that is in the _____ (moolssacr).
2. I'll help the teacher dust the _____ (kobos).
3. I'll wipe the _____ (swinwod).
4. I'll push my _____ (irach) under the table every time class is over.
5. It's so nice to keep the church and classroom _____ (elcan).
6. I will be _____ (dkni) to the other students in class.

At the end of the activity, have the students pick something that they will do to serve God every week from this week on. It doesn't have to be something from this list.



2**Go to Church** (*optional activity*)**Objective:** To remind the students to always worship God on Sabbath by attending church services.**Materials**

- white paper
- copies of the activity sheet
- crayons/markers
- scissors
- construction paper
- glue

Instructions

(Teachers please refer to the sample on page 15.)

1. Hand out one activity pattern sheet to each student.
2. Cut out pattern B and glue it on to a piece of construction paper. Color in the cross with a yellow crayon or marker.
3. Trace your handprints on another piece of colored construction paper. Cut them out and glue them on to the center of pattern B.
4. Cut out pattern A. Color it in with a yellow crayon or marker. Glue it over the bottom half of the handprints.
5. Either draw in your own faces on the tips of each finger or reproduce the faces from the pattern and glue them on. Be sure to color them in.
6. Display your work. Remember to come to church to worship God.

3**Thank You, God!** (*optional activity*)**Objective:** To create a hanging mobile that depicts Elijah being fed by ravens, which will remind the students to always trust in God.

Help your students express thanks to God at church. Ask one student to say one thing that they are thankful for. Encourage the student to speak in a complete sentence, "Thank You for _____." Then, as a whole class, say, "Thank You, God!" It may help if everyone sits in a circle. After everyone has had a turn, let them all know that they have said a thank you prayer together. God likes it when people pray together and give thanks to Him.

Here is an example:

Student 1: Thank You for my friends.

Together: Thank You, God!

Student 2: Thank You for the church.

Together: Thank You, God!


Student 3: Thank You for my family.

Together: Thank You, God!


Student 4: Thank You for the Bible.

Together: Thank You, God! Amen.


Activity 2 Sample



Pattern A



Pattern B



E1 Year 2 Book 3 Lesson 2—Solomon Builds the Temple of God

Homework Assignment

Name: _____ Parent signature: _____ Date: _____

Bible Truth: God blesses all those who love and take care of His church.

Lesson Objective: To worship in church and offer willingly.

Bible Reading: Please put a checkmark in the space when you complete the reading each day.

Prayer: Please put a checkmark in the space provided on the days you prayed to God.

	Sun	Mon	Tue	Wed	Thu	Fri	Sat
Bible Reading							
Prayer							

Memory Verse

Please write down this week's memory verse.

(Psalm 23:6b)

What I Learned From the Bible This Week

1. _____
2. _____
3. _____

Homework Assignment

Understanding What You Have Learned

1. Fill In the Blank: Solomon asked the king of _____ for cedars to build the temple.
2. Fill In the Blank: Solomon hired a skilled bronzeworker named _____ to help make the temple furnishings.
3. True or False: There were two pillars at the front of the temple. _____
4. True or False: God showed that He was pleased with the temple by filling the Most Holy Place with His presence and sending down fire from heaven to consume the offerings. _____

Short Answer

5. Why did Solomon build the temple?

6. What is the temple today?


7. What are some things we do in church to show that we worship God?

8. The memory verse says, "I will dwell in the house of the Lord forever." What does that mean to you?

9. The Israelites offered their time and money to help build the temple. In what way can you offer to God?

LESSON 3

SOLOMON'S FAILURE



BEFORE YOU TEACH

Laws Regarding Kings

During the time of Moses, God had already stated that a king should remain loyal and faithful to His commands by abstaining from doing the following things: he must not have multiple wives, breed horses, or have excessive silver and gold for himself.

God already forewarned that these things may turn the king's heart away from following God faithfully. Instead, a king should familiarize himself with God's laws by copying them to a book, and regularly read from this book throughout his life so that he will not turn away from God (Deut 17:14-20).

As a king, Solomon should have been well versed with God's commands and clearly know right from wrong. However, Solomon gradually strayed from these instructions and this affected his faith in the end.

Marrying Foreign Wives

In ancient Near East, it was a common practice for a king to take wives from surrounding nations for the purpose of establishing alliances and treaties. Having many royal wives was also perceived by others as a sign of great wealth and importance.

Though this was a common custom in other nations, God did not want His people, especially the king, to adopt the same practice. In Deuteronomy 17:17, God forbade the practice of polygamy and marriages to foreign women (Deut 7:1-3; Josh 23:12-13; Ezra 10:2-3; Neh 13:23-27), for God knew that intermarriages with foreign women would lead His people away from following Him.

For political alliances as well as for personal pleasure, Solomon loved and clung to these foreign women even though this violated God's commands. Altogether, he had seven hundred wives and three hundred concubines, all from surrounding nations and all of whom worshipped various idols found in the land of Canaan.

For example, Ashtoreth, a goddess of love and fertility worshipped in Sidon and Tyre, was also known to be a mistress of the god Baal. The worship of Ashtoreth usually involved sexual immorality with the temple prostitutes.

Molech was an alternate name for Milcom—the god of the Ammonites, and Chemosh was the god of the Moabites. The worship of Molech and Chemosh was often associated with the ritual of child sacrifices, and the Israelites were warned against adopting these practices that were detestable to God (Lev 18:21).

Even though Solomon did not worship these idols in the beginning, he tolerated their presence and the evil practices associated with the worship of these gods in his kingdom. But God's will was to utterly eradicate these idols and their worship practices when the Israelites took

BIBLE TEXT

1 Kings 9:4-11:13;
2 Chronicles 7:17-9:28

BIBLE TRUTH

God is the only true God. He wants His children to follow Him with their whole heart.

LESSON OBJECTIVES

1. To follow God's commands at all times.
2. To keep a constant focus on God and not be easily influenced or distracted by other things.

MEMORY VERSE

"Fear God and keep His commandments."

(Ecclesiastes 12:13)

PRAYER

In the name of the Lord Jesus we pray. Thank You, Lord, for saving us and giving us a future hope of heaven. Please help us in class today to remember Your words and to keep them in our hearts so that we will not fall into temptation. We want to worship and follow You alone for the rest of our lives because You are the almighty God in heaven. Praise the Lord. Hallelujah! Amen.

possession of the land.

Marrying these foreign wives was the cause of Solomon's downfall. Towards the end of his life, Solomon went so far as to build altars for these other gods. The idolatry practiced by Solomon led him away from God, and in doing so he broke the basic conditions of God's covenant with him and provoked God's anger.

God requires His people to have faith and obey Him at all times. It is a lifetime of obedience, trust, and reliance. Moses and Joshua were two examples of those who had kept their faith until the end. But there were others who were not able to do so, and Solomon was one such tragic example.

Early in his kingship, Solomon was faithful and God gave him the wisdom, wealth, peace, and prosperity to govern Israel. God promised that as long as Solomon followed Him, Solomon's kingdom would be established forever. But if he turned away from God to worship idols, the kingdom of Israel would suffer.

With full knowledge of this, Solomon still chose to marry foreign wives and allowed them to gradually influence his faith. At the end of his life, he was no longer wholeheartedly devoted to God, having turned his heart away to serve other idols.

Temptation always begins on a small scale. Perhaps Solomon thought he was strong enough to resist the temptation to worship other gods, but eventually his faith was affected and this resulted in serious consequences for his family and his people.

UNDERSTANDING YOUR STUDENTS

Your students are at the age where they like to have fun and play games but they are also easily influenced by their friends. They may be tempted to follow their friends' bad examples to lie, behave mischievously in class, show disrespect to their parents or teachers, bully others, or steal.

Even though initially they may know that what they are doing is wrong, their actions will become habitual over time. When they see that their peers are doing the same things, your students will become desensitized to their wrongdoings. When this happens, it is easy for them to fall into temptation.

Therefore, it is important to stress that the teachings given by God are there for our good, to help us clearly tell the difference between right and wrong. Help your students to understand the significance of obeying God's laws and to never underestimate the consequences of disobeying God's commands, lest they become like Solomon, who was not able to keep his faith all the way to the end.

Remind your students that their goal is to finish the race to heaven, and that this can only be accomplished if they follow and obey God throughout their whole life. Encourage them to obey God at all times and not to be influenced by others. Guide them to learn from good examples like the Lord Jesus and other Bible characters who were able to obey God all through life.

VOCABULARY

concubine: a woman who belongs to a man but is not his wife

treaty: an agreement that benefits two people, groups, or nations

merchants: people who buy and sell things

REVIEW

Last week, we learned about the temple that Solomon had built for God. Solomon's father David had given him instructions on how to build it. After Solomon prepared all the materials, he and the people worked hard to build the temple.

Boys and girls, do you remember how long it took to complete the temple? Everyone raise your hands and show with your fingers. (Seven years.)

The temple was made of stone and wood. The inside of the temple was completely covered in gold. There were also many other furnishings and precious items inside the temple, including the ark of the covenant.

All these things in the temple were placed there to honor God, and it was a permanent place where the people could worship God. When the temple was finally finished, Solomon dedicated the temple to God and everyone had a big celebration that lasted two whole weeks.

Solomon reminded the Israelites to follow God and obey His laws. After the feast was over, God appeared to Solomon and told him that He would bless him and establish his throne forever if he obeyed God's commands.

From last week's lesson, we learned that we should worship God in church and to take care of it because it is the house of the Lord.

BIBLE STORY

Introduction

Boys and girls, think of that one friend that you are very close to at school or at church. This friend always sits with you in class, plays with you, and talks to you every day. What if one day your close friend has found a new friend and no longer spends time with you anymore? How would you feel? (*Let children express how they would feel.*)

In today's lesson, we will learn how someone who was once very close to God later turned away from Him because he was distracted by other things in his life.

God Loved Solomon

When Solomon first became king, he loved the Lord and followed God's commands. God was very pleased with Solomon and loved him, too. In fact, God loved Solomon from the time he was born.

Did you know that Solomon had another name that was very special? His other name was Jedidiah, which meant "the beloved of the Lord" (2 Sam 12:24-25).

Since Solomon was careful in following God's commandments, God blessed him abundantly with much wisdom and riches so that his kingdom grew stronger and was at peace. No other king could match Solomon's wisdom, honor, and wealth. Solomon was indeed very special in God's eyes.

Do you know anyone who has seen God in their dreams? Not many people have had the chance to experience this. But God appeared twice in Solomon's dreams to bless him and remind him to keep His commandments.

Sadly, Solomon was unable to continue to love and follow the Lord towards the end of his life. Why did Solomon's heart change?

Solomon's Wealth and Achievements

Long before Solomon became king, God had given specific instructions for what a king should and should not do. God did not wish for the king to have many wives, to collect too many horses, or to keep too much silver and gold. God knew that having these things would distract the king and turn him away from following Him.

When Solomon became very rich and famous, many people came to visit him from far away countries to see how wise he was and how majestic his kingdom was. These visitors and merchants would bring large amounts of rare and precious items as gifts for Solomon.

Boys and girls, do you know what kind of gifts Solomon received? (*Solomon was given items such as silver, gold, armor, spices, ivory, garments, exotic animals; create picture cutouts of these items and ask students to guess what they are.*)

Solomon spent much his later life accumulating more wealth and focusing on his achievements. He would buy

many chariots and horses for himself, and he would also sell them to neighboring countries. Besides building a temple for God, Solomon built palaces for himself and his wives, in addition to many other grand buildings.

To everyone, Solomon was a successful king that seemed to lead a prosperous and luxurious life. However, Solomon grew increasingly disobedient to God's commands by doing everything that God instructed a king not to do.

Solomon's Wives Led Him to Worship Idols

There was one particular aspect of Solomon's life that displeased God the most: Solomon's love of many foreign women. God did not like the fact that Solomon married so many women. But what really bothered God was that all these women worshipped idols!

It began when Solomon made a treaty with Pharaoh, the king of Egypt, and married Pharaoh's daughter. He knew that she worshipped idols and not the true God. He built a house away from Jerusalem especially for Pharaoh's daughter because the ark of God was there and it was meant to be a holy place.

Solomon continued to love foreign women and over the years, he ended up marrying seven hundred women and acquiring three hundred concubines! How many women is that all together? (*1,000 women.*) They all worshipped idols from their nations, instead of worshipping God.

Solomon was initially very devoted to God and only worshipped God alone. But he grew accustomed to all the idolatry because of his wives. He didn't try to correct them or stop them. He was also tempted by his wives to worship their idols. When they asked him to follow them, he gave in. Slowly, King Solomon forgot about God and what God had done for him. He even built altars for these false gods on the mountain east of Jerusalem, the city of God's people.

God's Punishment

In the past, God had repeatedly warned His children not to intermarry with people from foreign nations, or else they would be influenced to worship idols. Can you imagine how sad and disappointed God was when He saw what Solomon had done?

God became very angry when He saw that His chosen king no longer prayed or relied on Him but instead had turned away to worship other gods. One day, God spoke to Solomon: "You have not kept my commands. Since this is your attitude, I will definitely take the kingdom away from you and give it to someone else."

God had promised to bless Solomon and establish his kingdom forever as long as Solomon followed His commands. But Solomon could not even keep the first commandment. Boys and girls, what is the first command-

ment? (*To worship God alone.*)

Since Solomon was disobedient, God did not want him as His king anymore. But God is merciful and faithful. He remembered the promise He had made with David and so He said to Solomon: "For the sake of Jerusalem and your father David, I will not do this during your lifetime. But I will take the kingdom out of the hand of your son. Even then, I will not take the whole kingdom away. I will still give him one tribe."

Because of God's faithfulness and David's obedience, God did not dethrone Solomon with someone else immediately, even though he had sinned greatly against the Lord. God even ensured that a part of the kingdom would remain with David's descendants.

Solomon had started out so well. He humbly asked for wisdom so he could rule God's people well. God not only answered that request, but He also blessed Solomon with great wealth and fame. Solomon knew that all these were from the Lord, and early on, he acknowledged God as the Lord of his life and walked faithfully in the ways of the Lord.

But as time passed, Solomon got caught up with his own achievements and turned away from the Lord, failing to live up to the responsibilities the Lord had entrusted

him.

Though you and I will never be as rich and famous as Solomon, we also have been given spiritual gifts from the Lord along with the responsibility to use them for His kingdom. Do we acknowledge God as the giver of all? Do we make Him Lord of our lives and walk in His ways? Do we use the spiritual gifts we've been given as He intended them to be used?

A Divided Kingdom

God did exactly as He had said. During the reign of Solomon's son, the land of Israel was divided into two kingdoms: the northern kingdom was called Israel and the southern kingdom was called Judah. Solomon's son Rehoboam was the king of Judah, the smaller kingdom, while another man called Jeroboam reigned over the bigger kingdom of Israel.

Since Solomon failed to obey God's command of following Him throughout his entire life, not only was his faith affected, but his family, descendants, and the people of Israel were also affected.

We need to learn from Solomon's example to obey God at all times and not to be influenced by others around us.

CHECK FOR UNDERSTANDING

Fill In the Blanks/True or False

1. Solomon had _____ (700) wives and _____ (300) concubines.
2. All of Solomon's wives worshipped _____ (idols).
3. Solomon did not keep God's _____ (commandments).
4. Solomon tried to stop his wives from worshipping false gods. (False)
5. God punished Solomon by taking away part of his kingdom and giving it to another person. (True)

Question to Think About

1. What could Solomon have done to stop his wives from worshipping idols?

As a king, Solomon could have turned his wives from worshipping idols to worshipping the only true God. He could have shared his own experiences of God with his wives—how God appeared to him, gave him many blessings, and how God protected and looked after his people.

2. Why do you think Solomon disobeyed God even though he was so wise?

Though Solomon was the wisest king, he did not allow God to rule his life. Instead, he allowed his wives to take a more important place in his heart. He was distracted by his wives and wanted to please them more than he wanted to please God.

3. What do you think idols refer to today? Can you name some of them? Activity 1 will give you some ideas.

Idols today refer to anything in our heart that is more important than God, things that we would rather see or do than spend time with God. For example, a fun activity or sport we'd rather do with school friends than go to church or RE class, or TV cartoons we'd rather watch than pray before bedtime.

MEMORY VERSE PRACTICE

Please reinforce the memory verse every week.
You can practice the memory verse with your students anytime during class.

SPIRITUAL TEACHING & LIFE APPLICATION

LIFE APPLICATION

Have the class sing Hymn 394 "Thanks to God" once.

SPIRITUAL TEACHING [1]

To always
remember God and
His blessings for us.

Afterward, give the students a piece of paper or use a new page in the student's notebook.

1. Have the students divide the paper into 2 sections: top and bottom. Write the heading "I want to thank God for..." in the top section and the heading "Every day, I will thank God by..." in the bottom section.
2. In the top section, ask students to list out the things that they would like to thank God for. When students have completed their list, ask each student to share one thing with the whole class. Stress to the students that God has given everyone many blessings and He is pleased when we remember them. But God will be even more pleased if we remember to thank Him every day.
3. In the bottom section, ask students how they can show their thanks to God every day. Some examples include giving thanks in their daily prayers or during meal times, remembering their offerings for class, singing hymns of praise, and saying "Hallelujah!"

LIFE APPLICATION

Prepare cue cards and write a scenario below on each card (add more scenarios if required):

SPIRITUAL TEACHING [2]

To follow God's
commands at all
times and not be
influenced or
distracted by our
surroundings.

- You were chasing your older brother in the living room and accidentally knocked over a vase that fell on the floor and broke. Your brother wants to keep this a secret from Mom and Dad so that you both won't get into trouble.
- Your classmates at school think that you are strange for saying a silent prayer before having lunch.
- Your friends dared you to put glue on another student's chair.
- You parents just bought you a new Nintendo Wii game and you feel like staying at home to play the game instead of going to church for Sabbath service.
- A sister in your RE class who usually sits next to you during church service wants to skip prayer by going to the bathroom. She nudges you to come along to join her.
- Your cousin who is not our church member invites you to attend his birthday party on Sabbath.

1. Divide the students into pairs or groups.
2. Distribute one scenario cue card to each group.
3. Let students discuss how they would respond to the situation.
4. Give students time to prepare to act out the scenario to the class and show how they would respond to the situation.
5. The teacher can help the students think of ways to respond if they are stuck and make suggestions on how best to handle these situations.

HOMEWORK ANSWER KEY

- | | | |
|---|---------|------|
| 1. Jedidiah, the beloved of the Lord | 2. True | 3. D |
| 4. "Fear God and keep His Commandments." | | |
| 5. He married foreign wives who worshipped idols and gradually allowed them to influence his faith. | | |
| 6. silver, gold, armor, spices, ivory, garments, exotic animals | | |
| 7. 1,000 | | |
| 8. 9, 2, 1, 5, 4, 8, 6, 10, 3, 7 | | |
| 9. Follow Me with your whole heart. | | |
| 10. Student response | | |


ACTIVITIES

1

Who Are Our Idols?

Objective: To help the students identify the idols that exist today.

Instructions: We may not worship statues or icons, but there are other idols that may replace God in our lives today. What are they? Can you help Johnny get rid of his idols?



2

The Ten Commandments







Objective: To review the Ten Commandments.

This is a good opportunity to remind the students of the importance of the Ten Commandments. Review the Ten Commandments with your students and get them to recite them or write them out on the board. If time permits, each student can prepare a bookmark with the Ten Commandments written on it.

3 Pray Hard to God

Objective: To encourage the students to pray to God when they are in difficult situations so that they can make the right decisions.

Instructions: Look at each of the following pictures and read the captions carefully. Put a check under the pictures that show actions you find difficult to do. Think about how you might obey God in the future.

<p>I will tell the truth even if it means I may get punished. God wants us to obey His commands by being honest.</p> 	<p>I will try to be nice when I am in an unhappy mood. God wants us to love.</p> 	<p>I will share when I have only a little bit left. God wants us to share.</p> 
<p> </p>	<p> </p>	<p> </p>
<p>I will forgive someone who does not feel sorry for his wrongdoing. God wants us to forgive others.</p> 	<p>I will love others when they are mean to me. God said that we should love one another.</p> 	<p>I will say good things about someone when other people won't. God said we should not judge others.</p> 
<p> </p>	<p> </p>	<p> </p>

Say this prayer when you need help from God.

"In the name of the Lord Jesus Christ we pray.
 Dear God, please help me to obey You even when it seems hard for me.
 Please give me the strength to move on.
 Hallelujah! Amen."

E1 Year 2 Book 3 Lesson 3—Solomon's Failure

Homework Assignment

Name: _____ Parent signature: _____ Date: _____

Bible Truth: God is the only true God. He wants His children to follow Him with their whole heart.

Lesson Objectives: 1. To follow God's commands at all times.
 2. To keep a constant focus on God and not be easily influenced or distracted by other things.

Bible Reading: Please put a checkmark in the space when you complete the reading each day.

Prayer: Please put a checkmark in the space provided on the days you prayed to God.

	Sun	Mon	Tue	Wed	Thu	Fri	Sat
Bible Reading							
Prayer							

Memory Verse

Please write down this week's memory verse.

(Ecclesiastes 12:13)

What I Learned From the Bible This Week

1. _____
2. _____
3. _____

Homework Assignment

Understanding What You Have Learned

1. **Fill In the Blank:** Solomon had another name called _____, which means "_____."
2. **True or False:** God was very happy that the people of Israel were worshipping Baal. _____
3. _____ : God did not wish for the kings of Israel to _____.
 - a) collect too many horses
 - b) collect too much silver and gold
 - c) have many wives
 - d) all of the above
4. **What does the Bible verse in Ecclesiastes 12:13 tell us to do?**


5. **Why did Solomon turn away from God to worship idols?**

6. **List out some of the precious items given to Solomon as gifts.**

7. **Fill In the Blank:** Altogether, Solomon had a total of _____ wives and concubines.
8. **Number the 10 commandments so that they are in the correct order:**
 - ___ You shall not bear false witness.
 - ___ You shall not make carved images and worship them.
 - ___ You shall worship God alone.
 - ___ Honor your father and mother.
 - ___ Remember the Sabbath day and keep it holy.
 - ___ You shall not steal.
 - ___ You shall not murder.
 - ___ You shall not covet.
 - ___ You shall not take the name of God in vain.
 - ___ You shall not commit adultery.
9. **Unscramble these words:** loFwol eM twih uory olwhe arhet.

10. **Life Application:** Work with your mom and dad. Ask your parents about how God has blessed them in their lives and write about it another sheet of paper.

LESSON 4



JOSIAH REPAIRS THE TEMPLE

BEFORE YOU TEACH

A Divided Kingdom

After the reign of Solomon, the Israelite nation was split into two kingdoms, just as God had revealed.

Judah, the southern kingdom, was made up of two tribes: Judah and Benjamin. Sometimes, they were referred to as one tribe because they shared a border and Benjamin was relatively small in number. Judah was led by Solomon's son Rehoboam, and David's kingdom was passed on through this line.

Israel, the northern kingdom, consisted of the remaining ten tribes. It was led by Jeroboam, someone who had once served under Solomon and who had revolted when Rehoboam came into reign (1 Kgs 11:26-12:24). This kingdom overwhelmingly produced evil and corrupt kings.

While Judah had some good kings, it had its share of wicked ones, too. Ironically, two of its worst kings were Josiah's grandfather Manasseh and his father Amon.

The following is a list of the kings of the southern kingdom of Judah. These dates are based on E.R. Thiele's summary. Other authorities may differ. Several reigns overlapped because some kings ruled jointly with their families. All dates are BC.

Rulers of Judah

1. Rehoboam	930-913	11. Jotham	750-732
2. Abijam	913-910	12. Ahaz	735-715
3. Asa	910-869	12. Hezekiah	715-686
4. Jehoshaphat	873-848	14. Manasseh	697-642
5. Jehoram	853-841	15. Amon	642-640
6. Ahaziah	841	16. Josiah	640-609
7. Athaliah	841-835	17. Jehoahaz	609
8. Joash	835-796	18. Jehoiakim	609-598
9. Amaziah	796-767	19. Jehoiachin	598-597
10. Azariah	792-740	20. Zedekiah	597-586

Josiah

At the young age of eight, Josiah succeeded his father Amon as king of Judah. At that time, the kingdom was a vassal of Assyria and as a result, Judah was strongly influenced to worship their false gods.

Guided by a good mother and God-loving advisors, Josiah found his way to God at sixteen. By the time he was twenty, Assyrian power had declined and he seized this opportunity to rid the kingdom of idols.

When he was twenty-six, Josiah ordered the repair of the damaged and neglected temple. The idols that had been placed in the temple area were also removed.

During the renovation, the priest Hilkiah came across a copy of the Book of the Law. Many believe that this was the Book of Deuteronomy and may even have been a temple copy of the Pentateuch.

Josiah is known as one of the best kings of Judah since he worked hard at reforming the kingdom and eliminating idol worship.

BIBLE TEXT

2 Kings 22-23;
2 Chronicles 34-35

BIBLE TRUTH

God wants His followers to obey His laws.

LESSON OBJECTIVE

To be courageous in obeying God's laws and set a good example for others.

MEMORY VERSE

"Let no one despise your youth."

(1 Timothy 4:12)

PRAYER

In the name of the Lord Jesus we pray. Lord Jesus, thank You for guiding us through another week safely. We want to learn Your words and obey Your commands. Even though we are still young, help us set good examples for others so that we can give glory to Your name. Let us learn from the story of King Josiah today and apply it in our lives. Thank You for hearing our prayer. Hallelujah! Amen.

UNDERSTANDING YOUR STUDENTS

It is hard to imagine an eight-year-old child becoming the leader of a nation. Even more astonishing is that by the age of twenty-six, he was able to lead the country out of idol worshipping. But Josiah was able to accomplish all that he did because he worshipped God.

He was able to rid Judah of the idol worship that had crept back into the hearts of the people and turn them wholly back to God. The Bible says that after Josiah, there was never a king like him again.

Josiah is a wonderful example of a lifetime of faith. Your students can learn many valuable lessons from his life. Josiah set the stage at a very young age and showed that it is never too early to demonstrate your faith in God.

1 Timothy 4:12 states: "Let no one despise your youth, but be an example to the believers in word, in conduct, in love, in spirit, in faith, in purity." Therefore, there are no excuses that can be given—everyone, including six to eight-year-olds, can glorify God.

Ask your students how they can set examples for others in the areas of speech, life, love, faith, and purity. By discussing real-life situations, they will know how to apply this verse in their lives.

When they can successfully maintain an active faith at a young age, it will become a natural part of their lives as they grow up.

VOCABULARY

scroll: a roll of paper used as a writing surface

prophetess: a female prophet; one who delivers God's messages

scribe: a person who copies and writes text; a government official

REVIEW

Last week, we learned about the downfall of King Solomon. He began his reign as a good king and worshipped God. He was very rich and wise. God had blessed him abundantly.

But he made a big mistake when it came to his wives. He chose to marry foreign women; none of Solomon's wives worshipped God. But Solomon really liked them and he ended up marrying seven hundred wives and acquiring three hundred concubines. God was not pleased.

Solomon really angered God when he let his wives persuade him to worship the idols, too! He even made altars for them. God was so angry that He told Solomon that the kingdom would be taken away from him during the reign of his son.

God had promised to establish Solomon's throne forever if he always followed Him, but because Solomon did not worship God all the way to the end, the kingdom of Israel would no longer be blessed.

Unlike King Solomon, we need to keep our faith until the end. Our goal is to reach the heavenly kingdom and we must always remember to obey God's commands.

BIBLE STORY

King Josiah

After the death of Solomon, the Israelite nation was divided into two smaller kingdoms. The one in the north was called the kingdom of Israel, while the other in the south was called the kingdom of Judah.

There were many evil kings in the northern kingdom of Israel. One after another, the kings continuously failed to worship God. There were also wicked kings in Judah, but some good kings emerged occasionally. In particular, there was one king called Josiah who worshipped God.

Josiah became the king of Judah when he was only eight years old. Boys and girls, can you imagine how a boy of eight years old would feel when he is given this responsibility? But Josiah was a good king. He obeyed

God and followed His commands. Josiah was very different from his father and grandfather, who had both worshipped idols.

When Josiah was still young, he saw that the temple Solomon had built was dirty and broken. He wanted to repair and clean it up. When the people of the land learned about this, they were willing to help and they offered money.

So Josiah sent his scribe Shaphan to take care of this task. The king asked Shaphan to make sure that the money contributed by the people would be used towards the repair. A high priest named Hilkiah was appointed to be in charge of the repair work, making sure that everything would be done properly.

Boys and girls, can anyone share their thoughts on what this action of contributing reminds us of today? Well, it reminds us about giving offerings to God when we come to church. Just like in the time of King Josiah, the money collected will be used to maintain the house of God, so that all the believers will have a nice and comfortable place to worship the Lord.

The Book of Law Is Found

Every day, the people worked hard at repairing the temple. Shaphan would make rounds and see how the reconstruction was going every now and then. Then he would report back to Josiah.

One day, after Shaphan surveyed the work, the high priest Hilkiah wanted to speak to him. He had found something special while the people were cleaning out the temple. It was a scroll.

"I found this," Hilkiah said. "It's the Book of the Law."

Shaphan took the scroll and read it slowly. He realized that it contained the laws that God had given to Moses a long time ago. He knew that the king would want to see it so he took it and rushed back to the palace.

When Shaphan saw King Josiah, he showed him the scroll. The king had never seen this before. He asked his scribe to read it to him. As Josiah listened to God's word, he knew that the people had not obeyed God's rules.

Josiah became upset. He stood up and tore his clothes. He did this because he realized that for many years, the people had not followed God's commands. He turned and spoke to Shaphan.

"Go and ask the Lord for me about the words of this book which has been found," said King Josiah. "I know the Lord is very angry because our fathers have not obeyed His laws."

The King was very wise even at this young age because he knew how to seek God's advice when he was facing a serious situation. We should learn from him; whenever we come across a difficult situation, we should first think about praying to God for wisdom and guidance.

So Shaphan, Hilkiah, and three other men went to see

a prophetess of God. Her name was Huldah.

Huldah Gives God's Answer

Huldah gave them God's answer.

"The Lord says, 'I will bring disaster on this place and on the people who live there because they have forsaken Me.'"

But God had a special message for Josiah.

The prophetess continued to speak, saying, "The Lord says, 'But because your heart was tender and you humbled yourself before God when you heard what I spoke against this place, you will go to your grave in peace. You eyes will not see the disaster which I will bring on this place.'"

They took the message back to the king.

Josiah's Reforms

When Josiah heard the words of God, he was saddened. Even though God had said that He would spare the land while Josiah was the king, he knew that he had to make changes now. It was his responsibility as a king. He realized everyone had to repent for their sins.

King Josiah realized how serious the warnings were and he wasted no time in changing the situation. Although he was young at that time, we can definitely learn from his courage and love for his people.

"I must read God's Law to the people," King Josiah said. So he gathered all the people and they went to the temple. The laws were read to the people. Then Josiah made a promise to the Lord. He promised to obey the words of the Law and to follow God with all his heart and all his soul.

Everyone also joined in the covenant with him. They professed to do everything God told them to do. Josiah also got rid of all the idols that were in the land so that they could worship the Lord faithfully.

He knew that his fathers were wrong for worshipping false gods. Now that he realized the mistakes they had made, he tried his best to change the bad habits of the people. Josiah wanted everyone to be obedient to God.

CHECK FOR UNDERSTANDING

Fill In the Blanks/True or False

1. King Josiah was crowned king when he was _____ (eight) years old.
2. King Josiah wanted to repair the _____ (temple).
3. King Josiah was determined to keep God's _____ (commands/laws).
4. "Let no one despise your _____ (youth)."
5. The Book of the Law was found while the temple was being repaired. (True)

Questions to Think About

1. How did Josiah repent before God when he realized the people had not been following God's commands?
2. When we do something wrong today, what can we do to repent?
3. What does it mean to be obedient to God's laws?
4. Have you ever said, "I am too young to do that"? What if you were asked to do the same task again? What would your answer be?

MEMORY VERSE PRACTICE

Please reinforce the memory verse every week.

You can practice the memory verse with your students anytime during class.

SPIRITUAL TEACHING & LIFE APPLICATION

LIFE APPLICATION

**SPIRITUAL
TEACHING
[1]**

Think and reflect on if we have done anything that may have caused the Lord to be angry.

Students can pair up and share with their partner about things they have done in the past that may have been wrong in God’s eyes. List down these points and use them as a reminder for the students. (Fill in the chart below.)

We need to be able to return to God and repent when we realize our wrongdoings.



What have I done?



What did the Law of God state?

List down your points here...	List down your points here...

**SPIRITUAL
TEACHING
[2]**

LIFE APPLICATION

King Josiah and I

Let us be brave and stand up for the truth even though we are still young.

How can I make a difference in a person’s life and his faith? Discuss with the student next to you about Josiah and what he did when he was king then compare his actions with your own.


ACTIVITIES

1

Let's Take Care Of the Church

Objective: To encourage students to take care of the church in any way they can.

Instructions: Sometimes we feel that we are too young to work for God. But we learned from King Josiah that we are never too young. Read each paragraph carefully. Decide what each child can do to help the church.



Joanne heard a loud noise. Someone had just broken the church window. There was glass all over the floor.

Then Joanne saw Frank.

He was running away and he looked scared. Joanne realized that Frank had broken the window.

What should Joanne do? What should Frank have done?

Pat saw that the church sign was coming apart. Some of the paint was fading, too.

Pat said to Laura,
"I think we should tell the pastor."

But Laura responded by saying,
"No way! Let someone else do it."
What should Laura have done?



James and Aaron were watching Sister Lee. She was pulling weeds out from the lawn in front of the church.

James said to Aaron, "We can help her pull out the weeds and put them in the trash can."

Aaron replied, "That's a lot of work. Someone else can do the job."

How should Aaron have responded?

2

A Young King

Objective: To encourage students to obey God's words by role-playing King Josiah.

Materials

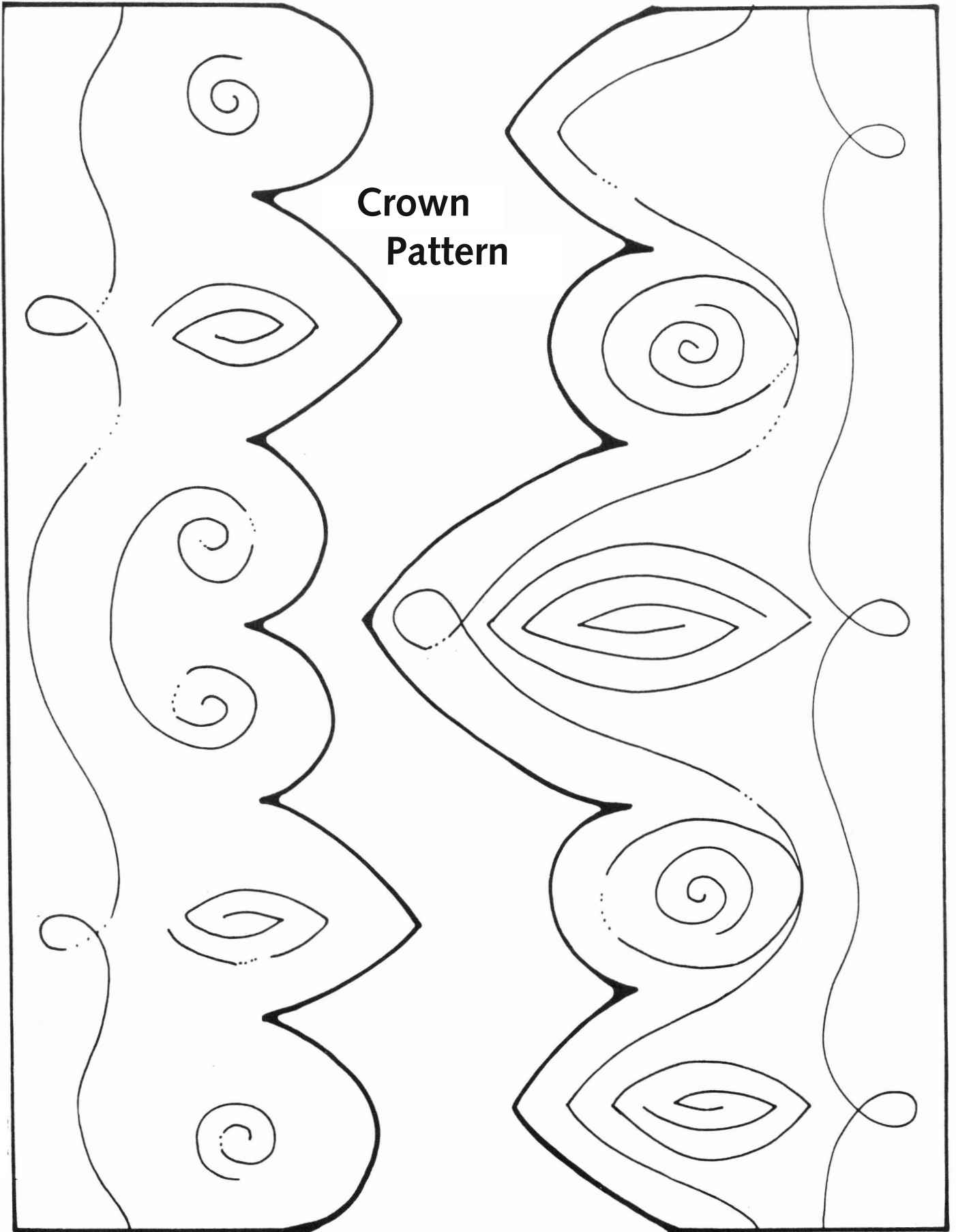
- construction paper
- pencil
- tape or stapler
- glue
- yarn in assorted colors
- markers
- scissors
- crown pattern

Instructions

1. Cut out the crown pattern and trace it onto the construction paper.
2. Cut out the two crown pieces and decorate it with yarn or with markers. You can coil some yarn to use as jewels.
3. Tape or staple the two crown pieces together so that the crown fits securely on your head.
4. The students should take turns and pretend that they are young King Josiah. Let each student tell the class how they obeyed God as the king.

HOMEWORK ANSWER KEY

1. "Let no one despise your youth." (1 Tim 4:12)
2. B
3. False; Josiah's father worshipped idols.
4. He was upset because he realized the people had not been following God's commands.
5. Shaphan, the king's scribe
6. False; he consulted God through the prophetess Huldah.
7. Possible answers: obedient, wise, faithful
8. They said they would follow God's law.
9. B
10. Student response



E1 Year 2 Book 3 Lesson 4—Josiah Repairs the Temple

Homework Assignment

Name: _____ Parent signature: _____ Date: _____

Bible Truth: God wants His followers to obey His laws.

Lesson Objective: To be courageous in obeying God's laws and set a good example for others.

Bible Reading: Please put a checkmark in the space when you complete the reading each day.

Prayer: Please put a checkmark in the space provided on the days you prayed to God.

	Sun	Mon	Tue	Wed	Thu	Fri	Sat
Bible Reading							
Prayer							

Memory Verse

Please write down this week's memory verse.

(1 Timothy 4:12)

What I Learned From the Bible This Week

1. _____
2. _____
3. _____

Homework Assignment

Understanding What You Have Learned

1. Write the memory verse out without looking.

2. ____ : King Josiah was the king of which kingdom?

- a) Israel
- b) Judah
- c) Assyria

3. True or False: Josiah's father was a good king that feared God. _____

4. King Josiah was upset when he heard the contents of the Book of Law because _____

5. Who read the contents of the Book of the Law to King Josiah?

6. True or False: King Josiah consulted generals and elders about what to do after hearing the Law of God. _____

7. List out 2 good characteristics of King Josiah:

- a) _____
- b) _____

8. What was the reaction of the people when they heard the Law of God?


9. ____ : When did God say that He would bring punishment to the people of Judah?

- a) Never.
- b) After the time of Josiah.
- c) During the time when Josiah was the king.

10. Life Application: As a young person, how do you think you can make a difference in other people's lives?

LESSON 5

QUEEN ESTHER



BEFORE YOU TEACH

The Medo-Persian Empire

King Ahasuerus was also known as Xerxes the Great. He was Persia's fifth king and ruled from 486 BC to 465 BC. The kingdom consisted of 127 provinces, incorporating Media, Persia, as well as the previous empires of Assyria and Babylon (Teacher's note: lessons 9 to 11 will focus on the Babylonian Empire). Ahasuerus ruled from Susa (Shushan), the administrative capital of the empire.

Esther's story took place about 100 years after Nebuchadnezzar had taken the Jews into captivity (2 Kgs 25). The events of Esther's life occurred between the first return of the exiles back to Jerusalem, led by Zerubbabel, and the second led by Ezra.

Esther

Esther lived in the kingdom of Persia. Her parents had chosen not to return to Jerusalem. When her parents died, her cousin Mordecai adopted Esther as his own daughter. She was obedient to Mordecai (Esth 2:20), who was a godly man.

She was brought up to worship God, even though they were exiles living in a foreign land. Eventually, her beauty captured the heart of the king and she was crowned queen over the banished Queen Vashti.

UNDERSTANDING YOUR STUDENTS

It is easy for your students to feel proud about their achievements or abilities because they are constantly encouraged by their family and friends.

A healthy dose of pride gives people the necessary self-esteem and confidence they need. But too much pride can cause people to become boastful and self-serving, making it harder and harder for them to be humble.

Your students need to understand that every accomplishment is given by God. They should never feel like they are better than someone else. They need to follow the example of Esther.

Esther was certainly a person who could have boasted about her good fortunes. But she did not. Even though she became the Queen of Persia, she remained obedient to her adopted father, Mordecai. She listened to all of his instructions and humbled herself. She realized that if it had not been for God, she would not have been crowned queen.

Instead of letting pride become a weakness for your students, turn the situation around. Ask them to think about their abilities and what they excel in. Ask them how they can use their abilities to serve God and their brothers and sisters in the church. This way, they can repay God for His grace. By developing this kind of attitude, they will grow up being good servants of God.

BIBLE TEXT

Esther 1-2:18

BIBLE TRUTH

God blesses all those who obey Him.

LESSON OBJECTIVE

To obey God so that we can enter the heavenly kingdom.

MEMORY VERSE

"You are my portion, O Lord. I have said that I would keep Your words."

(Psalm 119:57)

PRAYER

In the name of the Lord Jesus we pray. Thank You, Lord Jesus, for taking care of us every day. We know that we need to listen to Your words and be obedient children. We pray that You will help us walk on this heavenly pathway so that we can enter Your heavenly kingdom. May all the glory be Yours. Hallelujah! Amen.

VOCABULARY

noble: a person of high rank
edict: an official order
reveal: to make known

BIBLE STORY

Esther and Mordecai

The kingdoms of Israel and Judah had been led by wicked kings. Because the people disobeyed God and worshipped idols, God was angry and punished them by letting the Babylonians capture them and force them out of their homeland to live in exile. Many years later, the Babylonian Empire was conquered by the Medes and Persians.

At the time that the Israelites were living in the land of Persia, a good Persian king rose to power and allowed the Israelites to go back to their homeland in Jerusalem. Some of the Israelites chose to go back but others chose to remain behind.

One person who decided to stay in Persia was called Mordecai. He was a man who feared and worshipped God. He also had a cousin named Esther, who was very beautiful. When her parents died, Mordecai took care of her and even adopted her as his own daughter. Even though he was not her biological father, Esther obeyed Mordecai and also worshipped God.

King Xerxes Gives a Feast

During the time of Esther, the Persian king who ruled the people was Xerxes. He was a very powerful king. One time, he decided to give a big feast for the princes and nobles in his kingdom. The feast lasted for 180 days, and there was a lot of food and drink.

After that feast was over, the king held another feast for the people of Shushan. The people who attended the feast had a wonderful time, and King Xerxes was so happy that on the seventh day of the feast, he wanted to find a special way to entertain his guests. He thought for a while and came up with an idea.

King Xerxes had a beautiful wife whose name was Vashti. The king thought that everyone would love to admire her beauty, so he quickly summoned his servants to bring her to him.

Queen Vashti Disobeys the King

The servants went and delivered the king's message to the queen. It so happened that the queen was also giving a banquet to the women in the royal palace.

When she heard the message, she told the servants to let the king know that she would not be coming. The servants went back to the king and reported the queen's words.

The servants said to Xerxes, "The queen refuses to come."

REVIEW

Last week, we learned about a good king named Josiah. How old was Josiah when he became king of Judah? (Eight years old.) He was a good king because he worshipped and obeyed God. He was very different from his father and grandfather, who were evil and had worshipped idols.

While he was the king, Josiah got rid of the idols and repaired the temple that Solomon had built. While the reconstruction was going on, the high priest found the Book of the Law. He showed it to the king's scribe, Shaphan, who then brought it to the king.

When King Josiah learned about the laws that God had given to Moses many years before, he realized that the people had not been obedient. They had not been following God's commands.

After consulting a prophetess, Josiah gathered all the people at the temple and decided to read the laws aloud to everyone. All the people promised to follow God's laws.

We learned that Josiah was a very good king. Even though he was young, he tried very hard to serve God and obey His words. We should follow Josiah's example.

King Xerxes became very angry! How dare the queen disobey his orders! He was so mad that he asked his wise men what he should do. The wise men thought for a while and one, the prince Memucan, told the king the solution.

"The queen has disobeyed you," he said, "If you don't punish her, all the women in the kingdom will follow her example and stop honoring their husbands. Send an edict that says she can no longer see you. The queen's royal position shall be given to someone who is better than her."

This advice sounded good to King Xerxes, so he made the proclamation among all the people of the land.

The Search for a New Queen

After all the festivities were over and Xerxes' anger had died down, the king's servants began to search for a new queen to replace the banished Queen Vashti.

Many beautiful women were selected throughout the land and brought to the palace. They lived there for a year, eating royal food and receiving beauty treatments so that they could look their best for the king. Among these chosen women was Esther.

When Mordecai found out that she had been summoned to stay in the palace, he told her not to reveal her identity. He didn't think it was necessary to tell anyone that she was Jewish right away, because it might put her in a dangerous situation.

Esther was obedient to Mordecai and didn't reveal her background to anyone. Now, everyone who saw Esther liked her very much because she was a good person and she won the favor of all those who came to know her.

Esther Crowned Queen

After one year of preparation in the palace, one by one the women went to see the king. If the king was not pleased with her, then she would have to return to the harem, the part of the palace where these women stayed.

When it came time for Esther's turn, she was ready and looked very beautiful. On her way to see King Xerxes, everyone who saw her thought that she was the most beautiful woman they had ever seen.

When the king saw her, he was immediately pleased with her and wanted to make her the new queen. King Xerxes set a royal crown on Esther's head and made her queen of the Persian kingdom. Afterward, he was so delighted that he ordered a feast and invited many officials and servants to celebrate with him.

CHECK FOR UNDERSTANDING

Fill In the Blanks/True or False

1. The king's name was called _____ (Xerxes).
2. Mordecai was Esther's _____ (cousin).
3. Mordecai took care of _____ (Esther) when her parents died.
4. True or False: Queen Vashti was banished from seeing the king again because she was ugly.
(False; she had disobeyed the king's orders.)
5. True or False: Esther was obedient to Mordecai and promised not to tell anyone that she was Jewish. (True)

Questions to Think About

6. Who did King Xerxes consult when Queen Vashti refused to obey him? What did they suggest he should do?
He consulted his wise men. They suggested that he remove Vashti as Queen and find someone to replace her.
7. What was required of the women who were chosen to stay at the palace before seeing the king?
Prepare themselves with beauty treatments, eat royal food, and look their best when they go in to see the king.
8. How long were the women required to prepare themselves?
One year.

MEMORY VERSE PRACTICE

Please reinforce the memory verse every week.
You can practice the memory verse with your students anytime during class.

SPIRITUAL TEACHING & LIFE APPLICATION

LIFE APPLICATION

The story of Esther teaches us that we need to be obedient. Boys and girls, can you think of ways to demonstrate and show that you are obedient to God? What can we do to show that we are obedient to God? (Obey our parents, be kind to others, share with others, study hard at school, etc.) Have you ever felt that it is difficult to obey God? Why is it difficult?

SPIRITUAL TEACHING [1]

We need to obey

God.

John 14:15 tells us that if we love God, we will obey what He commands us to do. When we love someone, it is very natural for us to do what that person asks us to do. For example, when we love our parents, we will do what they ask us to do and we will do it happily with a willing heart.

Sometimes, we may find it difficult to obey God because of peer pressure or because we are afraid people will laugh at us. But the Bible reminds us that we can do all things through Christ who gives us strength (Phil 4:13). We need to remember that God will help us when we decide to obey Him and He will bless us just as He blessed Esther.

LIFE APPLICATION

SPIRITUAL TEACHING [2]

Esther was obedient to Mordecai: she listened and did what Mordecai told her to do. Boys and girls, today we also need to listen to and be obedient to our parents. Can you think of some times when your parents asked you to finish your homework or help out with the housework before playing? Did you listen to and obey your parents when they asked you to do these things?

We need to obey
our parents.

From today's story, we learned from the example of Esther to listen to and be obedient to our parents. Have you ever been in a situation where you found it difficult to obey your parents? How did you feel and why?

Sometimes, listening to and obeying our parents requires us to make sacrifices. For example, our parents may ask us to finish our homework or to help with the housework before we go out to play. When this happens, we need to sacrifice our playtime in order to obey our parents.

Remember that God promised to bless us if we are obedient. The Bible tells us that if we are obedient and honor our parents, God will bless us, just as He blessed Esther (Eph 6:1-3).

HOMWORK ANSWER KEY

1. Persia
2. They were in exile; God was punishing them for worshipping idols, so He let the Babylonians capture them and force them out of their homeland.
3. He wanted others to admire her beauty.
4. She was holding her own feast.
5. He decided to ban her from seeing him and to search for a new queen.
6. He had beautiful young women gathered from all over the kingdom.
7. Because Esther was Jewish.
8. No; Esther was blessed by God because she was obedient to and worshipped God.
9. God blesses us when we are obedient to Him.
10. Student response

ACTIVITIES

1 I Will Obey

Objective: To help students become familiar with a Bible verse about obedience.

Materials: scrambled Bible verse (cut the Bible verse provided below into individual words and mix them up).

Instructions: Queen Esther was obedient to Mordecai and to God. Are you obedient? See if you can put the Bible verse in order. Read it aloud to see if it makes sense. After you have put the words in order, write down one thing you can do to obey God. Record it in the blank space below and complete the prayer.



Dear God,
 Help me to obey You by _____

Hallelujah! Amen.





John	love	keep	you	Me,	commandments."	14:15	"If	My
------	------	------	-----	-----	----------------	-------	-----	----

2

Obedience and Love

Objective: To help the students identify ways to obey God.

Instructions: Read the caption in each picture aloud to the class. Ask the students to identify the ways the student is obeying God. Encourage them to follow these examples and be obedient.

<p>It was a bright and sunny day and Adam was playing outside his house. He noticed the driveway was very dirty, so he went to get a broom and started sweeping the driveway to clean it up.</p> 	<p>Mark was leaving for school in the morning. As he opened the front door to go out, he noticed that the morning newspaper was still lying on the porch. Mark brought the newspaper into the house before heading off to school.</p> 
<p>One day, Michael was walking when he saw his neighbor Mrs. Allen nearby. Mrs. Allen was holding many packages in her arms. Michael quickly went over and helped her carry some of the packages. Mrs. Allen was very grateful and thanked him afterwards.</p> 	<p>One afternoon Edward saw a little girl fall down on the street. The little girl began to cry. Edward felt bad for her and ran quickly to help her get up. He comforted her and she stopped crying. The little girl was touched by his kindness.</p> 

E1 Year 2 Book 3 Lesson 5—Queen Esther

Homework Assignment

Name: _____ Parent signature: _____ Date: _____

Bible Truth: God blesses all those who obey Him.

Lesson Objective: To obey God so that we can enter the heavenly kingdom.

Bible Reading: Please put a checkmark in the space when you complete the reading each day.

Prayer: Please put a checkmark in the space provided on the days you prayed to God.

	Sun	Mon	Tue	Wed	Thu	Fri	Sat
Bible Reading							
Prayer							

Memory Verse

Please write down this week's memory verse.

(Psalm 119:57)

What I Learned From the Bible This Week

1. _____
2. _____
3. _____

Homework Assignment

Understanding What You Have Learned

1. What was the name of the foreign land that Mordecai and Esther lived in? _____
2. Why were the Israelites living in a foreign land?

3. Why did King Xerxes summon Queen Vashti during the feast?

4. Why did Queen Vashti refuse to go to the king?

5. What did King Xerxes decided to do when Queen Vashti refused to obey him?

6. What did King Xerxes do to search for a new queen?


7. Why did Mordecai instruct Esther not to reveal her identity?

8. Esther was certainly beautiful. Do you think that was the reason she was blessed by God and selected to be the queen? What was the real reason she was blessed by God?

9. What happens when we are obedient to God?

10. Life Application: In this coming week, write down on another piece of paper a list of things that you can do to show that you are obedient to God. Share with the class next week on what you did to show your obedience to God, and share the difficulties you also faced in accomplishing this task.

LESSON 6



MORDECAI AND HAMAN

BEFORE YOU TEACH

The King's Seal

Signet rings were used in ancient times as personal signatures. Such rings usually had a raised imprint made of metal or wood. The king had his own imprint, and official documents were sealed by pressing the king's ring into soft wax.

In the book of Esther, these official documents or decrees issued by the king and sealed by his signet ring became "the laws of the Persians and Medes" (1:19). This describes the uncompromising nature of the laws that governed the Persian Empire.

Once a law was issued, it could not be revoked or changed, not even by the king himself.

Casting Lots

Casting lots (i.e., throwing dice) was commonly used in the past to make important decisions. It was believed that this practice would reveal the best solution.

Haman casts lots to determine the best day to carry out his plan to kill the Jews, including Mordecai. In the book of Jonah and at the crucifixion of Jesus Christ, casting lots was also practiced to make decisions.

UNDERSTANDING YOUR STUDENTS

Hatred is something that can easily consume people. It may begin with not liking someone because of the way he looks or acts. Whatever the reason, hatred will only grow and corrupt the heart. Haman was so consumed with hatred for Mordecai that he formulated a plan to eliminate all the Jews living in Persia. His heart was full of hatred and bitterness.

Your students will begin to develop certain dislikes at their age. Those things may include the disdain for vegetables, homework, or even certain people. The former two are usually brushed off and it is hoped that the students will outgrow them with age. However, the dislike for others should not be taken lightly.

Parents often laugh it off when their children say that they don't like boys or girls in general. That may be a normal part of growing up. But it is also common for children to form cliques and exclude others from their group. Gangs are not an uncommon sight in schools nowadays. They target people for many reasons: their race, their looks, their culture, or their gender.

It usually starts out on a small scale. Maybe your students will giggle knowingly or make faces amongst themselves when someone they do not like is mentioned. It seems like a game, a secret they share. But it can grow into something much worse if the attitudes are not corrected.

BIBLE TEXT

Esther 2:19-23, 3, 5:9-16, 6:1-12

BIBLE TRUTH

God blesses those who are humble.

LESSON OBJECTIVES

1. To be humble children of God.
2. To have love, instead of hatred, in our hearts.

MEMORY VERSE

"God resists the proud,
but gives grace to the humble."

(1 Peter 5:5b)

PRAYER

In the name of the Lord Jesus we pray. Lord Jesus, You are the only true God. We want to be obedient and humble, and to follow the good examples of Esther and Mordecai by keeping Your commandments. Please watch over us and keep us from becoming proud and boastful and from thinking of ourselves as better than others. Hallelujah! Amen.

In Hebrews 12:15, it warns us against "any root of bitterness springing up" that will "cause trouble, and by this many become defiled."

Remind your students that God commanded them to love their neighbors as themselves. They should not dislike anyone for any reason. Maybe they feel that they are pressured due to their need for friends and approval. Either way, it is not acceptable and such an attitude does not please God.

It is important to ensure that your students have the correct attitudes growing up so that they can stand firm under any situation in the future. Remind them of the memory verse: "God resists the proud, but gives grace to the humble."

VOCABULARY

gallows: a wooden frame used for hanging people

decree: an official order

REVIEW

Last week, we learned about how a beautiful Jewish woman became the new queen of Persia. Her name was Esther. She was brought up by Mordecai, who had taught her to be obedient and to worship God.

Before she had been chosen, King Xerxes had been angry with his queen, Vashti, because she had not obeyed him. As a result, he banished her from the palace. Then he had to find a new queen to replace her.

The king's ministers selected the most beautiful women in the land and pampered them for one year to prepare them to see the king. When a year had passed, the women went in to see Xerxes one by one. When it was Esther's turn, the king was very pleased with her. He immediately crowned her as the new queen and held a great feast for everyone.

We learned that Esther was blessed by God because she was obedient. Even though she was a queen, she never boasted and always humbled herself.

BIBLE STORY

Mordecai Foils a Plot

After Esther became queen, she lived in the palace. Mordecai, her adopted father, was concerned about her and wanted to make sure that she was all right. Fortunately, Mordecai was always near the gates of the king's palace, so he was not far from her. Many times he would go near the palace courtyard to find out how Esther was doing.

One day, as Mordecai sat at the gates, he saw two men talking secretly to one another. Because he was sitting close to them, he overheard their conversation. They were plotting to kill the king! They said that the king had angered them and now they wanted revenge.

When Mordecai heard this, he quickly thought of a plan to stop them. He knew the best way was to tell Queen Esther, who could then report it to the king. So he sent a message to the queen. When Queen Esther heard the news, she immediately told her husband, King Xerxes.

The king wanted to be sure, so he sent his servants to investigate. When they reported that it was true, the two men were arrested and hung. This event was also recorded in the king's palace history books.

Now Mordecai was a humble man and he did not go around telling people how he had saved the king's life. And because the king was so busy, he forgot to reward Mordecai. But Mordecai did not become angry because he was a good person and felt that it was a natural responsibility to help others.

The Proud and Evil Haman

Now around the same time, there was a very important official who worked for the king. He was the prime minister and his name was Haman.

Haman was very different from Mordecai. He was a proud man and liked it when people bowed down to him because he thought he was better than them. But whenever Haman passed by the king's gates, he noticed that Mordecai never bowed down to him. Mordecai knew that he could only bow down to God and not to anyone else.

Haman became very angry and began to think of ways to punish Mordecai. He knew that Mordecai was a Jew. The more Haman thought about it, the more enraged he became. Haman was so evil that he thought it would be best if all the Jews were killed. That way, Mordecai would be killed with them and he wouldn't have to make an extra effort or have it look like a personal grudge.

The Decree Is Issued

Haman decided to take action on his plan. He knew that he had to get permission from the king because there were many Jews in the land. Haman thought of a way to convince the king without raising suspicion about his real motive. When he was ready, he went to see King Xerxes in the palace.

"King Xerxes," said Haman, "There is a certain group

of people in the land who are evil and they do not follow your laws. It would be best if they were killed."

The king did not realize Haman's evil plan and just blindly trusted Haman's words.

"What should we do then?" asked the king.

Haman replied, "Let the king issue a decree saying that all these people, men or women, young or old, be destroyed on the thirteenth day of the twelfth month, and their properties confiscated."

This proposal sounded good to the king so he signed a letter to seal the fate of the Jews. Haman had come up with this plot in the first month of the year. So there were still another eleven months before the Jews would be killed.

Haman was very happy about this new law. But since the end of the year was still a long ways away, he would still become angry whenever he saw Mordecai refusing to bow down to him. He always went home mad and complained to his family.

One day, Haman's family and friends tried to comfort him. They suggested that he build a gallows and hang Mordecai in public. That way, Haman could get his revenge. Haman thought that this was a wonderful idea and had the gallows made immediately. He could hardly wait till the morning when he would see the king and tell him about his plan.

Mordecai Is Honored

But God knew about Haman's evil plans and would not allow such an evil man to have his way.

Strangely, the same night that Haman came up with his evil plan to hang Mordecai, King Xerxes could not fall asleep. The king did not understand why. So he got up and asked his servant to read the palace's history to him.

It so happened that the servant read about how

Mordecai had saved the king's life some time ago. Then the king remembered that he had not rewarded him. But he could not think of a good way to thank Mordecai for his heroic actions.

Just as the king was thinking of what to do, Haman came into the king's court, wanting to speak to King Xerxes about hanging Mordecai. When the king saw Haman, he immediately asked him an important question.

"Haman, what should be done for someone I want to honor?" the king asked. He thought Haman might have a great idea.

When Haman heard this, he thought the king was speaking about him. So Haman gave the king an answer, picturing himself as the man to be honored.

"The king should give this man a royal robe to wear and have an official lead him in a parade through the streets on horseback. It should be announced that this is the man the king wants to honor so that everyone on the streets can hear it."

Haman was very excited about his clever idea, thinking that it was him the king wanted to honor.

The king thought that this was a good way to thank Mordecai, so he gave an order to Haman.

"Do as you say, Haman. Take the royal robe and horse and give them to Mordecai, who is at the gates. You will be the official that leads him in the parade."

Haman was so humiliated when he heard the king's orders. He did not realize the king was talking about his enemy. There was nothing he could do now except to follow King Xerxes' instructions.

Haman reluctantly did as the king ordered. He put the royal robe on Mordecai and led him out on the streets with Mordecai riding on the royal horse. Afterwards, Haman went home feeling worse than ever. His plan to hang Mordecai was ruined.

CHECK FOR UNDERSTANDING

Fill In the Blanks/True or False/Questions

1. Mordecai was a _____ (humble) man. He did not boast about saving the king.
2. _____ (Haman) was the prime minister in King Xerxes' palace.
3. The king wanted to _____ (honor) Mordecai for saving his life.
4. True or False: Haman came up with a plan to kill the Jews, including Mordecai. (True)
5. True or False: Haman was a humble man. He was glad Mordecai was being honored. (False)
7. Why didn't Mordecai bow down to Haman?
He did not want to disobey God's commandment—ask students which of the Ten Commandments to which this refers [the second].
8. What was Haman's plan for taking revenge against Mordecai?
To destroy all the Jews.

MEMORY VERSE PRACTICE

Please reinforce the memory verse every week.

You can practice the memory verse with your students anytime during class.

SPIRITUAL TEACHING & LIFE APPLICATION

LIFE APPLICATION

From the story of Mordecai and Haman, we learned about the importance of being humble.

SPIRITUAL TEACHING

[1]

We need to learn
to be humble.

The Bible states “God resists the proud, but gives grace to the humble” (1 Pet 5:5b). Therefore, it is pleasing to God for us to be humble.

Have you ever looked down on others just because you felt that you were a little better than them? (For example, you did well on a test at school or you were better than them at a certain sport.)

Sometimes, it is easy for us to become proud and arrogant when we are good at something or when we can do something better than someone else. But we must remember that God does not like people who are proud, like Haman. In fact, those who are proud will be punished by God in the end.

SPIRITUAL TEACHING [2]

Those who are
humble will be
blessed by God.

LIFE APPLICATION

Mordecai was a humble man. Even when he managed to save the king, he did not seek to be praised or to be given any reward. In the end, we see that God truly blessed Mordecai.

Boys and girls, we all know the importance of being humble. But what does it mean to be humble? What kind of behavior does a humble person show? (For example, a humble person would give praise to God when he does well on a test at school. He would not go around showing off to others about how smart he is.)

Apart from Mordecai, can you think of any other person in the Bible who was humble? What did that person do to show that he was humble? How did God bless that person? (Examples may include Moses, Jesus, Joseph, etc.)

SPIRITUAL TEACHING [3]

We must not
have hatred
in our hearts.

LIFE APPLICATION

God wants us to show love to the people around us, even those that we don't like. What are some good things we can do for people that we don't really like?

HOMEWORK ANSWER KEY

1. He told Queen Esther to warn the king.
2. Haman was prime minister to King Xerxes.
3. He wanted people to bow down to him.
4. Mordecai kept God's commandment to only worship Him alone.
5. Proud, hateful, wicked
6. Because the hatred in his heart was great and he thought that it would make it easier to cover up his true motive.
7. Student response
8. He put the royal robe on Mordecai and had Haman lead Mordecai in a parade through the streets while he rode on the king's horse.
9. Student response

ACTIVITIES

1

Mordecai Is Honored

Look at the picture of Haman leading Mordecai through the streets on the king's horse. This was King Xerxes' way of honoring Mordecai for saving his life. Look carefully at the picture. Can you find the king himself, the king's crown, the king's ring, a sandal, a scepter and a goblet hidden in the picture? Color them in.



2

Mordecai and Haman Puppet Role-play

Objective: To get students to make their own puppets for the play.

Materials

- empty toilet rolls
- scissors
- construction paper
- glue

Instructions

1. Using the materials listed, make puppets for the following characters:
 - Mordecai
 - Haman
 - King Xerxes
 - two guards that conspired against the king
 - Queen Esther
2. After all the students finish making their puppets, ask them to retell the story of Haman and Mordecai in a puppet role-play.

E1 Year 2 Book 3 Lesson 6—Mordecai and Haman

Homework Assignment

Name: _____ Parent signature: _____ Date: _____

Bible Truth: God blesses those who are humble.**Lesson Objectives:** 1. To be humble children of God.
2. To have love, instead of hatred, in our hearts.**Bible Reading:** Please put a checkmark in the space when you complete the reading each day.**Prayer:** Please put a checkmark in the space provided on the days you prayed to God.

	Sun	Mon	Tue	Wed	Thu	Fri	Sat
Bible Reading							
Prayer							

Memory Verse

Please write down this week's memory verse.

(1 Peter 5:5b)

What I Learned From the Bible This Week

1. _____
2. _____
3. _____

Homework Assignment

Understanding What You Have Learned

1. What did Mordecai do after hearing the plot against the king?

2. Who was Haman?

3. What did Haman want people to do when he walked past them?

4. Why didn't Mordecai bow down to Haman?

5. List out some of Haman's weaknesses.

6. Haman only hated Mordecai. Why did he eventually want to kill all the Jews in the land?


7. Do you think it was a coincidence that the king read the palace's history books just before Haman wanted to hang Mordecai?

8. How did the king reward Mordecai?

9. What happens when we are obedient to God?

10. Life Application: Have you ever disliked someone? Does the mention of that person's name make you angry? God tells us that this is the wrong attitude to have. As children of God, we need to learn to be humble and we must not dislike other people. If we dislike someone or have hatred in our hearts, what can we do to change ourselves for the better? Write your ideas down on another sheet of paper.

LESSON 7



THE JEWS ARE SAVED

BEFORE YOU TEACH

The Invisible Hand of God

While the Book of Esther does not mention God explicitly, His presence permeates the entire story. It is evident that God controlled and directed all the "coincidences" that occurred. Even though God disciplined His people out of His love, He did not abandon them to the ploys of their evil enemies. Could it have been a mere coincidence that Esther was chosen as the queen, that her cousin and adopted father, Mordecai, foiled an assassination plot against King Xerxes, and that the king remembered Mordecai's heroic deed at just the right time? We know that none of these events were accidental. God was firmly in control of these events.

Feasts

Feasting played a very important role in the book of Esther. A total of ten banquets were mentioned (Esth 1:3-4, 1:5-8, 1:9, 2:18, 3:15, 5:1-8, 7:1-10, 8:17, 9:17, 9:18-32). Many critical events occurred at these feasts. They were manifestations of royal wealth and power among the ruling nation, as well as celebrations of God's intervention among God's people. The more prominent ones were the two banquets hosted in the palace (where Queen Vashti disobeyed King Xerxes), the two prepared by Esther (where she made a plea for her people), and the final celebration of Purim (established as a reminder of Esther's heroism in risking her life to save the people and consequently becoming the catalyst for God's deliverance). Purim was established on the fourteenth and fifteenth days in the month of Adar, the last month of the year. Purim did not celebrate the destruction of the enemies but rather the deliverance of the Jews from near annihilation. In modern times, Jews around the world observe this feast on the fourteenth, while in Jerusalem it is observed on the fifteenth.

BIBLE TEXT

Esther 3-5, 7-9

BIBLE TRUTH

God delivers His people.

LESSON OBJECTIVE

To be courageous and trust in God at all times.

MEMORY VERSE

"Watch, stand fast in the faith, be brave, be strong."

(1 Corinthians 16:13)

PRAYER

In the name of the Lord Jesus Christ we pray. Lord Jesus, we know You love us because You always take care of us and protect us. We can be brave because Your love and power are always with Your people. Help us to rely and trust in You at all times. We know You will guide us and deliver us from danger in Your time and in Your way. Let this lesson remind us to always act like brave Christians so that we can glorify Your name. Hallelujah! Amen.

UNDERSTANDING YOUR STUDENTS

At this age, students live in a self-centered world. Whenever a decision needs to be made, not only do they tend to think of their own needs, desires, benefits, and costs first, but they also often make the selection that is in their favor with little or no consideration for others. Esther was confronted with a similar situation when the Jews faced destruction. She would have probably been safe had she just remained quiet, enjoying the hedonistic lifestyle of the palace. It wasn't until Mordecai reminded her of the inexplicable way she had come to power that she realized the possibility that God made her queen so she could fulfill His purpose of delivering His people. Instead of being selfish and concerned about her own well being, she risked her life (and life of luxury) for the sake of countless Jews she didn't even know.

Students will be inclined to make selfish decisions not only because it benefits them but also because it is easier than choosing to be courageous and considerate. It may be something as simple as choosing between eating their favorite food by themselves or sharing it with others. It may be playing instead of helping out. It may be keeping

quiet about a mistake that has been made so that they will not get into trouble instead of taking responsibility by being honest. These decisions may not strike their conscience. It may even seem normal and natural to them. Therefore, it is very important to stress the example of Esther. She wasn't afraid to share or sacrifice whatever she could for the sake of others. Students can walk in her footsteps by sharing their time, their talents, their belongings, or anything that can help other people, even if that means they won't be rewarded or enjoy the results. Sometimes, it seems difficult for the young students to give up their time or their material possessions. It is even more difficult for them to do something that will risk getting them into trouble. Despite the many challenges they face, remind them that God empowers those who do His will and He remembers their good deeds and sacrifices. God will always guide them. Just like Esther, they can pray and rely on God to help them make the right choices. In the end, they will please God with their actions and be a channel of blessing to those around them.

VOCABULARY

mourn: to feel sorrow or sadness

sackcloth: a coarse cloth worn when a person is repenting and is sorry about sinning

deliver: to save someone from a dangerous situation

plea: to beg, to ask for a favor

spare: to save someone from punishment

REVIEW

Last week, we learned about two very different people serving in King Xerxes's palace. One was a kind person who was Esther's adoptive father. Do you remember his name? Mordecai. He worshipped God and was humble. He even saved the king's life when he reported on a plan to kill the king. The other person was an evil and proud man. Does anyone remember his name? Haman. He wanted people to obey him and bow down to him. Everyone bowed down to Haman except for Mordecai. This made Haman so angry that he convinced the king to set a decree to have all the Jews killed. Just when evil seemed to be winning, God stepped into the picture, blessing the humble Mordecai. One night, the king could not sleep, so he asked his attendants to read the palace's record books. He discovered that he had not rewarded Mordecai for saving his life. When the king asked Haman how he should honor someone, Haman suggested a big parade, thinking that he was the man to be honored. When Haman realized King Xerxes wanted to honor Mordecai, the man he despised, Haman felt humiliated. He was angry when he went home and his family suggested that he build gallows where he could hang Mordecai. In the last lesson, we learned that it is important to humble ourselves before God. People like Haman who are proud and look down on others will not be blessed by God.

BIBLE STORY

The Jews Mourn

After all those times of seeing Mordecai refusing to bow down, Haman felt comforted knowing that all the Jews would be killed soon because of the king's decree. When the Jews heard this news, they cried bitterly. They fasted and put on sackcloth and ashes to show their sadness. Mordecai also mourned. He sat in front of the king's gates wearing sackcloth. When Esther found out about Mordecai's situation, she became very worried. She did not know what was going on outside the palace. She had not heard about the decree the king had sealed. So, she sent a servant with clothing for Mordecai to ask what was wrong. Mordecai told him everything and even gave him a copy of the king's letter so that Esther could read it for herself. Mordecai also sent a message for Esther, asking her to plead with the king to stop this killing of the Jews. The servant went back and reported what Mordecai had said to Queen Esther.

Esther Is Afraid

When Esther heard about Haman's evil plot, she became distressed. She didn't know what to do. Even though Mordecai had asked her to talk to the king, she was scared to go. She sent a messenger to Mordecai explaining her fear.

In her message, Esther said, "All the people know that any man or woman who goes to see the king without being called by him will be put to death. The king has not called for me for thirty days. If I go without permission, I could be killed!"

What would you have done if you were Esther? Raise your right hand if you would go speak to the king. Raise your left hand if you would stay quiet and continue living in the palace.

Mordecai sent back another message saying, "Do not think that because you are the queen, you can hide in the palace. You are also a Jew. How do you know if God made you queen so that you could help your people in this situation? If you do not help, God can still deliver His people, but you and your family will be destroyed."

When Esther heard these words, she realized that God had a purpose for her. She had not become queen just so she could enjoy delicious food, beautiful clothing, and comfortable rooms, but so she could do God's work and help others. She sent a message back to Mordecai, saying, "I will go to the king. Help me by asking everyone to fast and pray with me for three days and nights. My maids and I will also fast. When those three days are up, I will go and speak to the king. If I die, then I die." She was filled with courage because she trusted that God would listen to the fasting and prayers of all the Jews.

The Two Banquets

After three days of fasting and praying, Esther put on her

best robes and went to see the king. When the king saw her, he did not become angry. In fact, he was very happy to see his wife and welcomed her by extending his scepter to her. This action meant that she could come close to him and not be put to death. What a miracle! God had given Esther the courage to come before the king, even though there had been the risk that she could die for trying to see him. Because Esther was willing to sacrifice for others and trust in God, He moved the king to welcome her.

King Xerxes then asked Esther if she had any requests. After praying for three days, Esther had a plan, so she invited the king and Haman to attend a banquet that she had prepared.

During the banquet, the king asked Esther again what she wanted. Esther only asked the king and Haman to attend another feast the following day. The king was delighted and promised he would come. Even though it was important to move quickly to find a solution to the decree against the Jews, Esther trusted God's guidance and patiently waited to win the king's favor with another beautiful banquet.

The next day, both Haman and the king came to the banquet. Xerxes was very happy that his wife had gone through so much trouble to please him. He was prepared to give her anything she wanted, even half of his kingdom. While he was drinking, he asked Esther again if she had any requests. Esther knew that this was the best time to make her plea.

"King Xerxes," Esther said, "if I have won your favor, please spare my life and the lives of my people. We are going to be destroyed and killed."

When the king heard this, he became very angry.

"Who is it that dares to kill you?" the king asked in a rage.

Esther replied, "It is the wicked Haman!"

All this time, Haman was sitting at the banquet, listening to the conversation between the king and queen. He must have felt honored by the queen's invitations to the two banquets, so he did not expect Esther's words. When the queen revealed that Haman was the one who had plotted the killing of her people, he was terrified. He knew the king would punish or even kill him for daring to put his queen's life in danger. Haman begged Esther to spare his life. As he rushed over to plead with her, he fell on the couch where she was sitting. After hearing Esther's words and seeing Haman's movements, the king thought that Haman was trying to attack Esther! He immediately ordered his servants to take Haman out. Haman was hanged on the same gallows he had set up for Mordecai.

The Jews Are Saved

After King Xerxes felt better, Esther went to see him again, asking him to change the decree to kill the Jews.

Even though he wanted to, the king could not change it. Once he sealed a decree with his ring it could not be changed. There was another way the Jews could be saved. The king allowed Mordecai to write another decree allowing the Jews to defend themselves on the day when the first decree would take place. King Xerxes also made Mordecai a high official in his kingdom.

When the day of the first decree finally came, those who really despised the Jews tried to fight with them. Because of the second decree, the Jews successfully defended themselves and were not killed. Afterward, they celebrated their triumph and thanked God for His protection and deliverance through the brave Queen Esther.

CHECK FOR UNDERSTANDING

Fill In the Blanks/True or False

1. Esther was _____ (afraid) to see the king in the beginning.
2. After understanding God's will, she asked the people to fast and _____ (pray) with her for three days and nights.
3. Esther asked the king to attend _____ (two) banquets before making her plea.
4. Haman was hanged on the gallows he had originally made for Mordecai. (True)
5. Because the decree could not be reversed, the Jews still had to die. (False)

Questions to Think About

6. Why was Esther afraid to see the king?

She was afraid that she would be put to death because he had not asked to see her.

7. Do you think it was a coincidence that Haman died on the same gallows he had made for Mordecai?

No, God resists the proud and gives grace to the humble. Haman was also being punished for trying to kill the Jews.

8. How did God protect and guide the Jews in the story of Esther?

Before Haman convinced the king to make a decree to kill the Jews, God allowed Esther to become queen. Then, God allowed Mordecai to save the king's life by giving him the chance to overhear the assassination plot. Finally, God listened to the prayer of Esther and the Jews, allowing them to defend themselves on the day when they would have been completely destroyed. God was always in control and working behind the scenes.

MEMORY VERSE PRACTICE

Please reinforce the memory verse every week.
You can practice the memory verse with your students anytime during class.

SPIRITUAL TEACHING & LIFE APPLICATION

JIGSAW STORY: SELF OR SACRIFICE

Instructions: There are two options for each part of the following story. Choose one option in each part and follow the directions included in that option. Read the story more than once and try to reach at least two different endings. After you have reached more than one ending, answer the two questions at the end of the story.

It was a cold Sunday morning. It had snowed during the night. The streets and sidewalks were covered in snow. Ian woke up to the smell of hot chocolate and warm bread. After breakfast, Mom asked him to help clear the snow from the front door to the sidewalk. It was so cozy and warm indoors and he was still feeling a little sleepy. What did Ian do? If you think Ian went back to bed and slept, go to E. If you think Ian went to get the shovel, go to G.

- A. Ian turned on the TV and watched one of his favorite shows. He heard an ambulance siren but was too busy watching the show to wonder where the ambulance was headed. When the show was over, he went to get ready for another week of school. THE END.
- B. Just as Ian finished clearing the path to Mr. Smithson's front door, he heard the wail of a siren. He was surprised to see the ambulance stop at Mr. Smithson's house. Two paramedics rushed past him and into the house. A few moments later, Mr. Smithson was wheeled out on a gurney and onto the ambulance. Ian was shocked. Go to H.
- C. Ian's mom had left a note on the table: "Mr. Smithson had a stroke. The paramedics had a hard time reaching his front door because of the snow. He's in critical condition and might not make it. Dad and I are going to see him at the hospital. Love, Mom." If you think Ian tossed the note away and went to look for dinner in the kitchen, go to F. If you think Ian called his mom to see how Mr. Smithson was doing, go to I.
- D. While Ian and his friends were playing video games, they heard the wail of a siren close by. He rushed to the window and saw an ambulance parked in front of Mr. Smithson's house. The paramedics had a hard time climbing through the snow to reach the front door. A few minutes later, they wheeled Mr. Smithson out, but they couldn't move the gurney through the snow. Ian's father and another neighbor went over and helped the paramedics lift the gurney and move it onto the ambulance. As the ambulance sped away, Ian felt a pang of sadness. If only he had cleared Mr. Smithson's path instead of playing video games, maybe he could have helped. It was too late now. THE END.
- E. Ian woke up at noon. The house was quiet, and nobody else seemed to be home. He looked at the clock and saw that one of his favorite shows was about to start. If you think Ian went to the living room and turned the TV on, go to A. If you think Ian tried to find his parents, go to C.
- F. As he ate dinner by himself, Ian felt a little bad for Mr. Smithson. He quickly shrugged it off, thinking that there was nothing he could have done to help. THE END.
- G. Ian cleared his sidewalk and looked toward his elderly neighbor's house. Mr. Smithson was 83 and lived alone. He had suffered a broken arm a few weeks earlier and was still recovering. Ian wondered whether he should clear the path to Mr. Smithson's front door while he was at it. Mom had only asked him to clean their own path and he was cold and tired. He could call up a couple of his friends to see if they wanted to come over and play video games. If you think Ian went back inside his house to call his friends, go to D. If you think Ian went over to clear Mr. Smithson's path, go to B.
- H. Later that night, someone rang the doorbell at Ian's house. It was Mr. Smithson's grandson. He had come to see Ian. He told Ian, "I wanted to come by and thank you for clearing the path to my grandfather's house. He suffered a stroke this morning. If you hadn't cleared the path to his door, the paramedics said they probably couldn't have reached him in time and wouldn't have taken him to the hospital so quickly. Ian, you saved his life!" THE END.
- I. Ian called his mom's cell phone. While the phone rang, he felt a little guilty about not clearing Mr. Smithson's path when he had the chance. Ian's mom answered the phone and said, "Good news, Ian. We've been praying for Mr. Smithson since we arrived at the hospital. Thank God, the doctors said he's stable now and has a good chance of recovery." Ian gave a sigh of relief. After hanging up, he went into his room and prayed for Mr. Smithson. He promised God that the next time he had the chance to sacrifice a little time to help someone else, he would do his best. THE END.

Questions for Reflection

1. What were some reasons why Ian did or did not want to spend his time to help his elderly neighbor by clearing the path to his house?

Suggested answers:

Did: He was willing to help others, willing to sacrifice, and considerate of others who were weaker.

Did not: He was selfish, lazy, and cared more about enjoying a TV show or playing video games than about helping others.

2. How were the different endings connected to the choices Ian made?

Suggested answers:

When he chose to go out of his way to help Mr. Smithson, he did a lot more good than he had realized and became a hero. When he chose to do what was fun without caring about others, he felt sadness and guilt.

ACTIVITIES

1

Esther Saves the People

Objective: To review the story of Esther.

Instructions: Read the passage about the story of Esther. Fill in the blanks with the appropriate words. Finish the story yourself. Make up your own blanks and ask a friend to complete the story. Check to see if the answers are correct!

When King X_____ chose E _____ to be the new queen, he didn't know she was J _____. Her cousin and adopted father, M _____, had raised her since the death of her parents. He was a godly man. He always sat at the king's palace g _____. One time, he overheard two men plotting to k ___ the king. He quickly told Esther and saved the king's l_____.

H _____ was an evil man who worked for the king. He wanted everyone to b __ down to him. But Mordecai refused to do this because he knew that he could only worship G __. Haman became very a _____ and plotted to kill all the Jews. He convinced the king to pass a law to destroy all the Jews on a certain day. When Mordecai heard this, he became s __. The people fasted and prayed to God. Mordecai asked Esther to help. But Esther was s _____. She thought the k ___ might kill her if she went to see him without his permission. Mordecai told her that God allowed her to become the q _____ so that she could help her people. Esther agreed to help and asked the people to pray and f ___ with her for t _____ days and nights. When the days were up, she wore her best clothes and went to see King Xerxes. What was her plan? How was she going to save the Jews? Finish the rest of the story.

2

The Courageous League

Instructions: Read each of these Bible passages to answer the questions. Then, use the secret code to discover the famous quotes by people in the Bible who showed courage when they faced great challenges.

Secret Code

1 = a 2 = e 3 = i 4 = o 5 = u

1. David, the Brave Shepherd (1 Sam 17)

David was only a young shepherd when he went into his first battle against the giant Goliath. How did he courageously defeat his Philistine enemy?

“Your s2rv1nt _____ has killed both the l34n _____ and the b21r _____; this 5nc3rc5mc3s2d _____ Philistine will be like one of them, because he has d2f32d _____ the 1rm32s _____ of the living God. The Lord who d2l3v2r2d _____ me from the paw of the lion and the paw of the bear will deliver me from the hand of this Ph3l3st3n2 _____.”

2. Joshua and Caleb, the Courageous Spies (Num 13:26-33, 14:1-38)

Twelve spies were sent to scout the Promised Land. When they returned, only two of the spies had faith. How did they show their courageous spirit and faith in God?

“The land we passed through and explored is 2xc22d3ngly _____ good. If the Lord is pl21s2d _____ with us, he will lead us into that land, a land fl4w3ng _____ with milk and honey, and will give it to us. Only do not rebel against the Lord. And do not be 1fr13d _____ of the people of the land, because we will sw1ll4w _____ them up. Their pr4t2ct34n _____ is gone, but the Lord is with us. Do not be afraid of them.”

3. The Brave Apostles (Acts 5:17-42)

The apostles performed miracles and healed the sick. Even though the high priest and his followers put the apostles in jail, God sent an angel to release them and tell them to keep preaching. When the apostles were brought before the Sanhedrin, they were not afraid. How did the apostles show their courage?

“We must 4b2y _____ God rather than men! The God of our fathers r13s2d _____ Jesus from the dead—whom you had k3ll2d _____ by hanging him on a tree. God 2x1lt2d _____ him to his own right hand as Prince and S1v34r _____ that he might give repentance and f4rg3v2n2ss _____ of sins to Israel. We are w3tn2ss2s _____ of these things, and so is the H4lly _____ Sp3r3t _____, whom God has given to those who 4b2y _____ him.”

Answers for the Activities

Activity 1: "Esther Saves the People"

Answers: Xerxes, Esther, Jewish, Mordecai, gates, kill, life, Haman, bow, God, angry, sad, scared, king, queen, fast, three

Activity 2: "The Courageous League"

1. David, the Brave Shepherd

Answer: David trusted in God and threw a stone at Goliath using his sling.

Verse: "Your servant has killed both the lion and the bear; this uncircumcised Philistine will be like one of them, because he has defied the armies of the living God. The Lord who delivered me from the paw of the lion and the paw of the bear will deliver me from the hand of this Philistine." (1 Samuel 17:36-37)

2. Joshua and Caleb, the Courageous Spies

Answer: They stood up to the other ten spies and told the Israelites that they could conquer the land with God's help.

Verse: "The land we passed through and explored is exceedingly good. If the Lord is pleased with us, he will lead us into that land, a land flowing with milk and honey, and will give it to us. Only do not rebel against the Lord. And do not be afraid of the people of the land, because we will swallow them up. Their protection is gone, but the Lord is with us. Do not be afraid of them." (Numbers 14:7-9)

3. The Brave Apostles

Answer: The apostles told the Sanhedrin they had to obey God over man. After they were flogged, they were joyful for their suffering and continued to preach.

Verse: "We must obey God rather than men! The God of our fathers raised Jesus from the dead—whom you had killed by hanging him on a tree. God exalted him to his own right hand as Prince and Savior that he might give repentance and forgiveness of sins to Israel. We are witnesses of these things, and so is the Holy Spirit, whom God has given to those who obey him." (Acts 5:29-32)

HOMWORK ANSWER KEY

a. 5 b. 1 c. 9 d. 6 e. 8 f. 4 g. 10 h. 3 i. 7 j. 2

E1 Year 2 Book 3 Lesson 7—The Jews Are Saved

Homework Assignment

Name: _____ Parent signature: _____ Date: _____

Bible Truth: God delivers His people.

Lesson Objective: To be courageous and trust in God at all times.

Bible Reading: Please put a checkmark in the space when you complete the reading each day.

Prayer: Please put a checkmark in the space provided on the days you prayed to God.

	Sun	Mon	Tue	Wed	Thu	Fri	Sat
Bible Reading							
Prayer							

Memory Verse

Please write down this week's memory verse.

(1 Corinthians 16:13)

What I Learned From the Bible This Week

1. _____
2. _____
3. _____

Homework Assignment


Understanding What You Have Learned

Number the events from 1-10 in the correct order of Esther's story.

- _____ a. Esther invites King Xerxes and Haman to the first banquet.
- _____ b. Mordecai mourns in sackcloth outside the king's gate.
- _____ c. King Xerxes issues a decree that the Jews can defend themselves.
- _____ d. Queen Esther makes a plea for her life and the lives of the Jews.
- _____ e. Haman is hanged on the gallows he had prepared for Mordecai.
- _____ f. Esther risks her life to go and speak to King Xerxes.
- _____ g. The Jews celebrate God's deliverance through the brave Queen Esther.
- _____ h. Esther and the Jews fast and pray for three days and three nights.
- _____ i. Haman begs Esther for his life and angers the king.
- _____ j. Mordecai tells Esther that God might have made her queen to help the Jews.

LESSON 8

EZRA AND NEHEMIAH



BEFORE YOU TEACH

Persian Kings

In 586 BC, Nebuchadnezzar of Babylon captured Judah, the southern kingdom. He destroyed the city and took many of the temple treasures back to Babylon. By the time of Ezra, the kingdom of Babylon had fallen to the Medes and Persians. In 539 BC, King Cyrus of Persia allowed some of the exiled Jews to return to Jerusalem. These exiles were led by Zerubbabel, about 50,000 strong. In 522, King Cyrus' son King Darius assumed rule (this Darius is distinct from Darius the Mede, who ruled during the time of Daniel. Darius the Mede may have been a local ruler under Cyrus, or another name for Cyrus himself). Darius was followed by King Xerxes, or Ahasuerus, the ruler whom we know as the king who married Esther.

Xerxes's son Artaxerxes ruled after him. In 458 BC, this ruler gave Ezra permission to return to Jerusalem, accompanied by another group of Jews. This second group returned to the Holy Land approximately 80 years after Zerubbabel's trip. Artaxerxes also allowed Nehemiah to return to Jerusalem in 445 BC to repair the city walls.

Ezra

Ezra the priest was a faithful servant of God who helped fulfill God's promises to the remnant of Judah in Babylon. This was during the 400s BC. He was the author of the Book of Ezra. The Bible is careful to show his genealogy all the way back to the high priest Aaron. In 7:10, it records that Ezra "prepared his heart to seek the Law of the Lord, and to do it, and to teach statutes and ordinances in Israel." This indicates that Ezra was determined to work for the Lord. Ezra's calling was not self-appointed, nor could anyone by his own power fulfill the kind of responsibilities to which he was called. Upon returning to Jerusalem with another group of approximately 1,8000 exiles Ezra was able to revive the spiritual lives of the people of Israel.

Nehemiah

Nehemiah, meaning "comforted by Jehovah," was the son of Hachaliah of Judah. He was among the Jews exiled to Babylon. Nehemiah was a trusted cupbearer for Artaxerxes. When Nehemiah heard about the walls being in ruins, he determined to help repair them. It had been thirteen years since Ezra had returned to Jerusalem to help revive the people's faith. Now it was Nehemiah's turn to work for God. After praying to God, he asked for and received permission from Artaxerxes for permission to return to Jerusalem. Throughout his life and work, Nehemiah frequently prayed to the Lord for help and strength.

BIBLE TEXT

Ezra 7, 9;
Nehemiah 1, 2, 6:15-16

BIBLE TRUTH

God answered the prayers of Ezra and Nehemiah and helped them return to Jerusalem to do great things.

LESSON OBJECTIVES

1. To learn to bring our burdens and worries to God.
2. To have faith in God, for He will lead and guide us.

MEMORY VERSE

"With thanksgiving, let your requests be made known to God."

(Philippians 4:6b)

PRAYER

In the name of the Lord Jesus Christ we pray. Thank You for protecting us, almighty God. We know that You are always guiding us. When we are having problems or troubles, let us remember to turn to You in prayers. We know that just as You guided Ezra and Nehemiah out of their difficulties, You will also guide us and show us the way. We have faith and trust in You. We praise and thank You. Hallelujah! Amen.

UNDERSTANDING YOUR STUDENTS

Both Ezra and Nehemiah faced many challenges in their work. Ezra's journey back to Jerusalem had taken four months, and even after his arrival, he had to work hard to help the people turn from their sins. Similarly, Nehemiah had no idea what to expect in his attempt to repair the city walls. He faced much opposition but was able to rebuild it in an incredible 52 days. These two workers of God were successful despite their many challenges because they placed their faith and trust in the Lord.

Your students face many challenges every day. These may include peer pressure, difficulty in schoolwork, obeying their parents, etc. To your students, these can be significant struggles. Encourage them with the examples of Ezra and Nehemiah. Our students need to develop their faith in God to give them strength to overcome their problems. Take time out to discuss their issues and provide them with practical solutions.

You can pass out small slips of paper for each student

to write down one thing that he or she currently needs God's help with in life. Students don't have to put their names on their slip of paper. When they are finished, ask them to fold their slip and put it in a basket. Take a few minutes to talk about what "faith" is. For example, faith means being able to believe and trust in the Lord before He actually solves our problem(s). Having faith in God does not mean that we should just sit there and do nothing while waiting for God's help. Instead, we should entrust everything to God and believe that He will lead and guide us. At the same time, we want to be proactive and come up with practical, incremental steps that can help our students to get us out of challenging situations. After this general discussion, quickly go over what the students have written on the slips of paper, and brainstorm solutions as a class for each challenge mentioned.

VOCABULARY

foreigner: outsider, alien, a person from another place

determined: having made a firm decision

disappointed: unhappy because something did not turn out as desired

shambles: a total mess

cupbearer: a person whose job it is to serve drinks to the king

REVIEW

Last week, we learned about the story of Esther. Do you remember what nationality she was and to whom she was married? *(She was a Jew who was married to the Persian King Xerxes.)* What was the problem she encountered? *(Her cousin and foster parent Mordecai, who worked at the king's gates, was hated by the wicked Haman because Mordecai refused to bow down before him. Because of this, Haman plotted to kill all the Jews in all of Persia.)* What did Esther do after she learned about this news? *(After praying and fasting, Esther tried to save her people by asking the king to come to two banquets. During the second banquet, Esther revealed Haman's evil plan.)* What did the king do about it? *(The king immediately took Haman out of the palace and had him hung. Then he made Mordecai a high-ranking official in his court.)* What kind of order did the king issue to save the Jews? *(To save the Jews, the king allowed Mordecai to write an order. The order said that they could defend themselves on the day of slaughter. Few people dared to harm the Jews after the king gave this decree.)* We learned that Esther's bravery and trust in God helped save the Jews. We should also be courageous like her in our work for God.

BIBLE STORY

Introduction

From many Old Testament stories, we have seen that God blessed and guided many good kings of Israel. However, we have also heard many stories about how God punished His people by allowing them to be taken away as prisoners to other lands. Dear students, why do you think God allowed these bad things to happen to the Israelites? Didn't He love the Israelites? (*Wait for students to respond.*) You're right! The Israelites suffered because they often disobeyed God. Can any of you give some examples of how they sinned against God's commands? (*Wait for students to respond. Answers include worshipping idols, intermarrying with foreigners, etc.*) There is no doubt about God's love for His chosen people. Even when the Israelites had been taken to foreign lands, God was always there to help when they reached out to Him.

Dear students, raise your hands if you have ever gone on a road trip with your family before. (*Pause to see the show of hands.*) For those of you who raised your hand, did you travel for a long time to visit someone or go somewhere? What was the longest period of time you stayed on the road? How did it feel to be away from home for so long? Did you feel like it was taking forever to get to your destination? In today's story, we are going to learn about Ezra, a man who spent 4 months on the road back to his homeland. To do so, he faced many difficulties, but God was with him and helped him all the way until he arrived. Let's see what happened to him.

The People Rebuild the Temple

At this point in the story, we are in a period of time when the Israelites had been taken as prisoners to Babylon, a place far, far away from their homeland, Jerusalem. Because the people disobeyed God and worshipped idols, God punished them by letting the Babylonians capture them. The Babylonians were so cruel that they even destroyed God's temple and tore the place into pieces. For many years, the Israelites were living in a foreign land called Persia, doing hard labor.

However, God did not forget His people. When things seemed hopeless, God already had a plan for how His people would finally be released. God miraculously moved a good king of Persia, King Cyrus, to let the Israelites return to their homeland, Jerusalem. Wow—what wonderful news this was! After living in Persia for 70 years, they could now go home. Even though some Israelites decided to stay, there were over 50,000 people who wanted to return to Jerusalem. It was a very long journey through the desert. It must have been hot and very tiring. Finally, the people returned to their homes in Jerusalem. The first thing they did was to rebuild God's temple that had been destroyed many years ago by the Babylonian king, Nebuchadnezzar.

Ezra Is Determined to Return

Another person who did not return with the Israelites on that first trip was a man called Ezra. He was a priest who loved God very much. He studied God's words and obeyed His commands. Even though he lived in Persia, Ezra was a very well respected teacher of the Law. As the years went on, he thought more and more about the people who had gone back to Jerusalem those many years ago. He wished that he could be there with them to teach them about God. But it was almost impossible. There was a new king now, and he might not let Ezra go back. And what about the other Jews who might want to go back with Ezra? Furthermore, it would be a very long journey. Would everyone be able to make it to Jerusalem on foot? But the more he thought about returning, the more determined Ezra became. So Ezra prayed to God and asked Him to guide him. Then he went to see the king.

The king at this time was King Artaxerxes. Even though he wasn't Jewish, King Artaxerxes respected Ezra a lot. So, when he heard Ezra's request, he said something very surprising to him.

"If God wants you and your people to go back to Jerusalem, then I shall help you do just that," said the king.

The King's Letter

The king wrote a letter for Ezra to read to the people. The letter read, "All of God's people who want to go back to Jerusalem with Ezra may go. I will give you money to offer to God. I will also give you enough money to buy anything else that might be needed for God's temple."

After writing all of this, the king signed it and gave it to Ezra. Ezra couldn't have been happier. What the king had done was so unexpected! God had indeed listened to his prayer and had somehow made the king willing to help the Jews. Eventually, around 1,800 people decided to take the trip with Ezra. They knew it would be a long way home, but they trusted God. After getting everything ready, they started on their journey.

Ezra Teaches the People

After four long months, Ezra and the people finally reached Jerusalem (*remember, they did not have cars back then!*). They were so happy to be home. But Ezra was disappointed when he met the Jews who had already been back for many years. Even though they had rebuilt the temple, they had not been following God's commands and laws. Many people sinned and even married idol-worshipping foreigners. Ezra knew it was time to teach them about God's laws. This was why he had made the trip in the first place. Since King Artaxerxes had been so generous, Ezra had enough resources to help the people and teach them about God. And so Ezra began his many years of working in Jerusalem.

Nehemiah Prays to God

While Ezra was teaching the people in Jerusalem, another man was thinking about God, too. But he still lived in Persia. His name was Nehemiah, and he was a cupbearer to King Artaxerxes. The king trusted him a lot. One day, Nehemiah's brother came to visit him. He had just come from Jerusalem. Nehemiah heard about all the wonderful things Ezra was doing in Jerusalem to help the people turn back to God. But he also heard that the walls of the city were in shambles. It had stayed that way ever since the Babylonian attack. Nehemiah was very sad when he heard about this. How could the Israelites protect themselves if they had no wall? After all, they were still living among other countries that might decide to invade them suddenly. Nehemiah felt so sad that he prayed to God about it. If it was God's will, maybe Nehemiah could go back to repair it.

The King Allows Nehemiah to Return

Nehemiah prayed for many days. When he went to work for the king, even Artaxerxes saw how sad he was.

"Why are you sad, Nehemiah? You are not sick, so it must be something else," said the king.

Nehemiah grew anxious when he heard the king's question, Should he tell the king what was on his mind? What if the king got upset? He had already let Ezra and many Jews leave over a decade ago. Maybe he didn't want to hear about Jerusalem anymore.

"I am worried about the city walls in Jerusalem. They are in ruins," Nehemiah said.

The king then asked, "What would you like?"

After a quick prayer to God, Nehemiah spoke up. "If you would allow me, I want to go back and rebuild it."

When the king heard his request, he asked, "How long will this take you? When will you come back?" At this point, Nehemiah knew that King Artaxerxes was indeed allowing him to go back. The king also gave him wood to rebuild the gates for the city wall, and even sent soldiers along to protect him. God had listened to Nehemiah's

prayer.

Nehemiah Repairs the Wall

After a long journey, Nehemiah finally reached the city. He saw how damaged the walls were, with stones scattered here and there. But God had given him strength and help. Nehemiah had all the material he needed to rebuild the walls. All he needed now was the help of the people. So he called the Jews together and told them about his plan. Ezra was there and he heard his plea for help as well. Everyone was glad to join in. Eventually, after 52 days of very hard work, the people succeeded in rebuilding the wall that protected the city. God was indeed with them.

Final Thoughts

Dear students, what did you learn from today's story? What was the challenge that both Ezra and Nehemiah faced? (*They were afraid of not being allowed to return to Jerusalem.*) Although they both worried and worried, they also did something to lessen their worries. Do you remember what they did? (*Call on students to answer.*) Yes, they both prayed and asked God to help them. They knew that only God had solutions to their difficulties. We should all remember that! Remember to pray whenever you feel sad, discouraged, or worried. Ask God to help, and you will experience His wondrous power.

(*To model how to pray in times of worries, you can say this concluding prayer together.*)

"Dear God, we know that You are almighty and all-powerful, but we still worry about so many things in life. We worry about things like not making friends at school, getting lost or hurt, getting made fun of by other kids, mommy and daddy getting sick, having scary thoughts at night, and many other troubles. Please help us turn to You and give all our worries to You as we remember how much You love us and want to help us. We know that You care for us, and that no worry is too large or too small to bring to You in prayer. Amen."

CHECK FOR UNDERSTANDING

1. Why did Ezra want to go back to Jerusalem? He wanted to teach the people about God.
2. Where did Ezra and Nehemiah live before they returned to Jerusalem? Persia.
3. What did Ezra and Nehemiah do when they encountered difficulties?
They prayed to God for help.
4. How long did it take Ezra to travel back to Jerusalem? Four months.
5. How did Nehemiah feel when he found out that Jerusalem's city walls were in shambles?
He was very, very sad.
6. What was Nehemiah's job at the palace? He was a cupbearer.
7. Which king gave both Ezra and Nehemiah the permission to go back to Jerusalem?
King Artaxerxes.
8. What else did King Artaxerxes do to help Ezra and Nehemiah other than issuing the order for them to go back to Jerusalem?
He gave them many materials to rebuild the temple and fix the wall.
9. How long did it take Nehemiah and his peers to rebuild the wall? Fifty-two days.

MEMORY VERSE PRACTICE

Please reinforce the memory verse every week.

You can practice the memory verse with your students anytime during class.

SPIRITUAL TEACHING & LIFE APPLICATION

SPIRITUAL TEACHING

To bring all our worries to God and trust that He will help us.

LIFE APPLICATION

In the Bible, Lord Jesus tells us not to worry because God will take care of us. Instead, we should be as free as the birds of the air, our heart as light as feathers. If birds can be so carefree, why do we humans worry about so many things? Well, we just do! It's okay to worry, but it's important to know what to do with our worrying thoughts. We need to realize that our God is bigger than everything, and He is the source of comfort and solutions.

Talk to students about where their worries come from. Do they have big worries or small worries? How do they feel when they worry, and what do they do about their worries? Draw on the board two columns, labeled "Small Worries" and "Big Worries," and give some examples of big and small worries. Have the students take turns coming up to the board to write their thoughts down. See the example below:

Small Worries	Big Worries
<ul style="list-style-type: none"> - Who will be first in line for the ice cream - Whose team I will be picked for on the playground - Being teased in the classroom or on the playground 	<ul style="list-style-type: none"> - Lightning striking our house - Family members getting sick - Taking the wrong bus home and/or finding that no one is waiting at the bus stop to pick me up when school is out

Then, have the students sit in a circle and do a sharing session about why they have these worries, and about what concerns them the most. It is important to recognize and validate these anxious feelings that they have. At this time, ask the students to close their eyes, and tell them that you have something special for them. Place in each student's hands a "worry marble" (preferably a large marble with a smooth surface).

Boys and girls, here is something you can do when you feel a big worry looming over you. Just take this marble (or any other small object that you choose for yourself), and keep it close to you, maybe in your pocket or under your pillow. Take the marble in hand and just start rubbing it – you're rubbing your worries into the marble. As you rub your worries into the marble, close your eyes and say a prayer to our Lord Jesus Christ. (Have the students practice rubbing their worry marble while saying a prayer to God. You can also pair up the students and have them practice saying a prayer to each other. Walk around and listen to what they say.) Now everyone, start rubbing your marble, close your eyes, and practice saying your prayer to your partner. At the end of the activity, remind the students to always remember that our dear God is waiting to help us. He knows how we feel and what we need. Our part is to bring our worries to Him and wait patiently for His help.

ACTIVITIES

1

Difficult Journey Relay Game

Objective: To remind students that, despite how difficult Ezra and Nehemiah's journeys to Jerusalem were, God helped them both get to their destination safe and sound.

Materials

- 2 paper cups
- cotton balls
- hard candies (such as jelly beans)
- pretzel sticks

Instructions

1. Have a cup relay. Divide the students into two lines for a relay.
2. Fill each cup with candies, cotton balls, and pretzels.
3. The students must quickly run or walk to the other side of the classroom and return. Then, they hand their cup to the next person. (You can make the task harder by having them walk with their eyes closed, or by asking them to hold the cup on their head, etc.) If the classroom size is not adequate for this activity, the teacher may choose to find a suitable area outside the classroom to do the activity.
4. The student with the cup must not drop anything. If so, the student must stop and pick up what he has dropped before continuing.
5. Whichever team finishes the relay first should cheer for the other team. Wait until everyone is done to enjoy the treats together.

Remind the students that God is watching over us at all times. Also, remind them that when we try to accomplish a task as a group, we help and encourage each other along the way and enjoy a successful outcome together.

2

Faith Wall Hanging Poster

Objective: To help students visualize what "faith" is. Remind them that "faith" means to believe and trust in our God before He actually solves our problem(s).

Materials

- a long roll of butcher paper
- markers
- crayons and/or colored pencils

Instructions

1. Lay a long roll of butcher paper on the middle of the table for the students to draw on.
2. Have the students write today's memory verse along all the edges of the paper.
3. Then have them draw pictures of things and situations in which they can put their faith in God!
4. After all the drawings have been completed, tape the poster on the inside or outside of the classroom wall with the students' help!

HOMEWORK ANSWER KEY

1. "With thanksgiving, let your requests be made known to God." (Philippians 4:6b)
2. C
3. A
4. four
5. fifty-two
6. False; he allowed others to go back if they wanted to go.
7. True
8. B
9. Student response
10. Life Application

E1 Year 2 Book 3 Lesson 8—Ezra and Nehemiah

Homework Assignment

Name: _____ Parent signature: _____ Date: _____

Bible Truth: God answered the prayers of Ezra and Nehemiah and helped them return to Jerusalem to do great things.

Lesson Objectives: 1. To learn to bring our burdens and worries to God.
2. To have faith in God, for He will lead and guide us.

Bible Reading: Please put a checkmark in the space when you complete the reading each day.

Prayer: Please put a checkmark in the space provided on the days you prayed to God.

	Sun	Mon	Tue	Wed	Thu	Fri	Sat
Bible Reading							
Prayer							

Memory Verse

Please write down this week's memory verse.

(Philippians 4:6b)

What I Learned From the Bible This Week

1. _____
2. _____
3. _____

Homework Assignment

Understanding What You Have Learned

1. Write down the memory verse for this week without looking.

2. _____ : Why did Ezra want to go back to Jerusalem?

- a) He wanted to see his family.
- b) He was forced to go back.
- c) He wanted to teach the Israelites about God.

3. _____ : Why did Nehemiah want to go back to Jerusalem?

- a) He wanted to fix the damaged walls.
- b) He wanted to rebuild the temple.
- c) He wanted to see his family.

4. It took Ezra _____ months to reach Jerusalem.

5. It took Nehemiah _____ days to repair the walls.

6. True or False: The king was mean and did not let anyone else return with Ezra. _____

7. True or False: Nehemiah was the king's cupbearer. He was in charge of serving drinks to the king. _____

8. _____ : What were King Artaxerxes' responses to Ezra and Nehemiah's requests of going back to Jerusalem?

- a) He didn't give them permission to go back.
- b) He allowed them to go back and gave them materials to rebuild the temple and repair the walls.
- c) He put them in jail.

9. Why do you think King Artaxerxes helped Ezra and Nehemiah even though he didn't worship God?

10. Life Application: Compile Prayer Requests

We have learned in Ezra and Nehemiah's stories about how to bring our worries to God. The best way is to pray to our all-knowing and powerful God and share with Him all that troubles us! Now, let's take a step further to help others pray about their troubles and worries.


Find three friends, family members, or other adults, and have them each tell you one thing that worries them. Write them down and pray about them throughout the week.

Prayer Requests

<p>Person #1</p> <p>Name: _____</p> <p>Relationship to you:</p> <p>_____</p>	<p>Prayer Request...</p>
<p>Person #2</p> <p>Name: _____</p> <p>Relationship to you:</p> <p>_____</p>	<p>Prayer Request...</p>
<p>Person #3</p> <p>Name: _____</p> <p>Relationship to you:</p> <p>_____</p>	<p>Prayer Request...</p>

LESSON 9

DANIEL AND HIS THREE FRIENDS



BEFORE YOU TEACH

The Babylonian Empire

In 722 BC, 200 years after Israel's division, the Assyrians conquered it. Babylon rebelled against the Assyrian Empire and overthrew the Assyrian capital of Nineveh in 612 BC. In 605 BC, Nebuchadnezzar became king of Babylon and surrounded Jerusalem, making Judah his vassal state. Then he took prominent young men of the city to Babylon. Among this group were Daniel and his three friends. Nebuchadnezzar trained these young men in a rigorous education program. Judah did not fall to Babylon and Jerusalem was not destroyed until 586 BC. In 539 BC, Babylon was overthrown by the Medo-Persian Empire.

Daniel and His Friends

Daniel was born during Josiah's reign and grew up during his reforms. He was a Jewish youth of noble birth when he was carried off in 605 BC to Babylon in the first captivity under Nebuchadnezzar. As a captive, Daniel ministered as a prophet and government official for the Babylonian Empire. He interpreted dreams for Nebuchadnezzar and advised him in many situations. Daniel's role was not as prominent with Nebuchadnezzar's successors. When Babylon was conquered by the Medes and Persians, Daniel regained importance under King Darius.

As young noblemen, Daniel and his three friends, Hananiah, Mishael and Azariah, were taken from their home nation to a foreign land, likely never to see Jerusalem again. This alienating experience was furthered by having to change their names. Nebuchadnezzar thought that changing their names would make them Babylonian. The name 'Daniel' meant "God is my judge" in Hebrew. His name was changed to Belteshazzar, meaning "he whom Bel favors." Bel was the chief Babylonian god. Hananiah meant "the Lord shows grace." His new name, Shadrach, meant "under the command of Aku" (the moon god). Mishael meant "who is like God?". His new name was Meshach, which meant "who is like Aku?". Azariah meant "the Lord helps." His new name, Abednego, meant "servant of Nebo" (the fire god). Of course, merely changing their names did not shift the loyalty of these men away from God.

Daniel was described as "a man greatly beloved" (Dan 10:11) by men and surely by God. His loyalty to God and to God's chosen people was shown in Daniel's steadfast prayers to God and intercessions for His people. His friends likewise manifested loyalty "to the death" for the one true God. None allowed their present circumstances (persecution or worldly success) to affect their faith or deter them from keeping God's commands though they had long been away from their homeland. Such a steadfast faith can be seen in young and old. As teachers, what and how we teach can mold our students to have a similar steadfast faith towards our God almighty.

BIBLE TEXT

Daniel 1

BIBLE TRUTHS

1. God will protect and help His faithful believers.
2. To be faithful, we must trust in God and obey His commandments.
3. God gives us brothers and sisters in church to help us do what is right.

LESSON OBJECTIVES

1. To learn to use and keep God's commandments in our daily lives.
2. To understand that when facing trouble, we always need to believe that God will help.
3. To remind and help each other keep God's commandments.

MEMORY VERSE

"Trust in the Lord
with all your heart, and lean not on
your own understanding."

(Proverbs 3:5)

PRAYER

In the name of the Lord Jesus Christ we pray. Thank You, Lord, for providing us with our daily needs. You are the Creator of all things and give us food to eat. We know that we need to obey Your words and keep the Ten Commandments and not worship idols. Help us to be strong and to have faith that You will always help us. Praise be to Your holy name. Hallelujah! Amen.

UNDERSTANDING YOUR STUDENTS

When Daniel and his friends were brought into the foreign nation, they lost any form of familiarity or comfort they once had. There was no place for true worship, and the culture and language was completely different. Your students have only recently started formal schooling. School is where, for the next twelve to sixteen years, they will form friendships and be immersed in the world's thought patterns and culture. It can seem foreign and scary to them, especially if they emigrated from another country. It cannot be emphasized enough how important it is with whom your students make friends. Teach them that church friends will be the most important friends they'll ever have because they can share the same values and always pray together.

Your students will also face an environment in which they can apply the Ten Commandments. Daniel and his friends could have easily been tempted to eat the food. They could have come up with excuses to justify their actions. But they knew that they would be disobeying God. They were determined to put God first in their lives and stand firm in their faith, no matter what!

Your students are faced with many situations that

might cause them to compromise their faith. When things that are important to them are denied, they may see it as unreasonable.

"What's wrong with going swimming on Saturday morning? All my friends go!"

"It's only one time, I promise! Please let me go to the baseball game."

Making excuses comes easily to them and it seems sensible and reasonable. But it is very important to stress putting God first in their lives. Putting God first means thinking about whether their actions please God. It is not all right to skip Sabbath to attend a game, even if only for one Saturday. God set aside one day for us to rest and worship Him. It should not be taken lightly. By stressing the significance of Sabbath at a young age, it will become a part of the students' lives, and not a chore, as they grow up in God.

Ask your students how many times they praise God in one day. Do they only think of Him during their prayers? Challenge them to put God first in their lives at all times so that their faith will remain strong.

BIBLE STORY

Introduction

The kings of Israel and Judah were very evil and did not obey God, so God allowed another kingdom to conquer His people. This new kingdom was known as the Babylonian Empire. This kingdom ruled just before Queen Esther's Persian kingdom.

The king of Babylon was called Nebuchadnezzar. Please repeat after me: Nebuchadnezzar. When he conquered Judah, his army went into the city of Jerusalem and they removed all of the treasures and golden vessels from the temple of God. Nebuchadnezzar told his men to take them to his own temple in Babylon, where they worshipped idols. Which commandment did Nebuchadnezzar and Babylon break by doing this? (The first and second.) Not only did the king worship idols, he also wanted all his captives to be just like him, so he gave another order. He told the chief of his court to bring the most healthy and handsome young men from Judah to work for him in his palace. Among those who were taken captive were four friends who worshipped the one true God. Their names were Daniel, Hananiah, Mishael, and Azariah. But before they could serve the king they had to be trained for three years. They went to school and learned the Babylonian language, among other things. They were well educated. The king also changed their names so that they would seem Babylonian. Daniel's name became Belteshazzar; Hananiah was called Shadrach; Mishael's

VOCABULARY

captive: prisoner

defile: to corrupt, to pollute, to make dirty

advisor: a person who helps someone else make decisions

faithful: to be loyal and always believe

REVIEW

Last week, we learned about two people called Ezra and Nehemiah. These two people were faithful servants of God who were living in Babylon with many other Israelites as exiles. However, they never stopped thinking about their homeland of Judah. Ezra and Nehemiah both wanted to return to Jerusalem, but for different reasons. What were their reasons? (**Ezra wanted to go back and teach the Israelites about God and Nehemiah wanted to go back and repair Jerusalem's city walls.**) What were Ezra and Nehemiah both worried about when they decided that they wanted to go back? (**They were both afraid that King Artaxerxes would not let them go back.**) What did Ezra and Nehemiah do to lessen their worries? (**They both prayed to God for help.**) In the end, God moved King Artaxerxes to allow both Ezra and Nehemiah to return back to Jerusalem. Ezra and Nehemiah both demonstrated a strong faith in God and showed us that when we have worries or troubles, we should bring them to God in prayer because He will always be there to help us.

name was changed to Meshach; and Azariah was called Abednego. Imagine how lonely Daniel and his friends felt in Babylon! Do you think it was easier for Daniel because he had his friends with him? *(Allow students to discuss.)*

Royal Food

During those three years of training, Nebuchadnezzar not only wanted them to be wise and knowledgeable, he also wanted them to be well fed. What kind of food do you think the king gave them? *(The best!)* The king provided them with delicious royal food and wine. Everyone gladly ate it. But Daniel and his friends refused to eat or drink what was offered to them. Even though the king's food was probably the most delicious, they knew that the king's food and wine had been sacrificed to idols. If they accepted the food, God would become very angry. Daniel and his friends were determined to obey God. They did not want to defile themselves. But to obey God they would have to reject the king's food, which meant disobeying the king's orders and that was a very dangerous thing to do! What do you think Daniel and his friends did?

Daniel's Suggestion

Daniel and his friends explained to the chief eunuch why they did not want to eat the food. When the eunuch heard their reason, he did not become mad. He was very understanding because God made sure that the eunuch was kind to Daniel. But the eunuch also had his own problem to solve.

The eunuch said to Daniel, "I am afraid of the king. If he sees that you are not as well fed and healthy as the others, he will kill me."

Daniel suggested to the eunuch, "Why don't you test us for ten days? Let us eat only vegetables and drink water for those ten days. Afterwards, compare us to the others who are eating the king's food and see if we are any less healthy or strong."

The suggestion sounded reasonable to the eunuch so he agreed to try it for ten days.

Daniel Becomes the King's Counselor

After the ten days were up, the chief eunuch went to see Daniel and his friends. He expected them to be skinnier and weaker because they had only been eating vegetables and drinking water for ten days. But he was surprised when he saw that they were even healthier and fatter than the others who had been eating royal food. So he agreed not to force them to eat the king's food and continued feeding them vegetables and water. To look better and fuller than others just by eating vegetables and water was a miracle from God!

God guided Daniel and his friends during their training and education because they obeyed Him and always trusted and believed in Him, even though they were living in a foreign land that worshipped idols. He helped them understand everything that they learned. Daniel was also given the gift of interpreting dreams and visions.

After three years, all the young men who had been chosen and taught went to see the king. Nebuchadnezzar spoke with each of them one by one to test how much they knew. He found that Daniel, Shadrach, Meshach, and Abednego were ten times smarter than all the others in his kingdom. The four of them became advisors to Nebuchadnezzar and helped to look after the country.

Even after Daniel and his three had been brought to a foreign land, they still continued to worship God and never lost their faith in Him. They knew that God would always be there to help them. God protected them and gave them strength and wisdom because they kept His commandments. Together, they encouraged one another to remain faithful to the one true God, even when they were in a place that worshipped idols. In this way, Daniel and his friends remained together and they continued to worship and glorify God, even when everyone else around them told them to do otherwise.

CHECK FOR UNDERSTANDING

Fill In the Blanks/True or False/Questions to Think About

1. Nebuchadnezzar was the king of _____ (Babylon).
2. The king took away treasures and golden vessels from the _____ (temple) in Jerusalem.
3. Daniel suggested that they eat vegetables and drink water for _____ (ten) days.
4. Daniel and his friends wanted to eat the royal food but were afraid to. (False.)
5. After the ten days, Daniel and his friends were not as healthy as the others. (False.)
6. Why did King Nebuchadnezzar want to teach the young men? (So they could serve him in the palace.)
7. Why couldn't Daniel and his friends eat food that had been sacrificed to idols? (Food offered to idols is of Satan and is not pleasing to God.)
8. Why did the chief eunuch agree to Daniel's suggestion to let him and his friends eat vegetables and drink water, knowing that he might be killed? (God gave him kindness and favor towards Daniel.)
9. How did Daniel and his friends look after the ten days were up? (They looked even healthier and fatter than those who had eaten the king's food.)
10. How did God help Daniel and his friends through all their learning? (He made the chief eunuch kind, gave them strength and wisdom, and helped them understand everything they learned.)

MEMORY VERSE PRACTICE

Please reinforce the memory verse every week.
You can practice the memory verse with your students anytime during class.

SPIRITUAL TEACHING & LIFE APPLICATION

SPIRITUAL TEACHING [1]

We should believe that God will always be there for us and that He will always help us if we have faith in Him. There will be times when we are not sure of what to do, but if we do what is right, He will give us the opportunity to be good Christians.

LIFE APPLICATION

At school, we face many problems and make many choices. What are some choices we make at school that would displease God? Allow each student to share one choice they made at school that they think displeased God. Identify why it was wrong, and relate it back to the Ten Commandments or other teachings that the students learned in previous lessons.

Having the faith to put God first in our choices and problems can be very difficult, especially if our heart really wants to choose something else. But when we pray to God, we can ask Him for help and tell Him that we know we can't solve our problems by ourselves. Discuss what the students say in their hearts when they pray and emphasize the importance of saying in our prayers, "God, I believe that if I obey You, You will help me solve this problem." Give examples of how God helped you when you put Him first in prayer and in your decisions.

SPIRITUAL TEACHING [2]

God gave us church brothers and sisters so that we could work together, strengthen one another, and help each other be true Christians.

LIFE APPLICATION

Though we may not go to the same school or see each other every day, we have a common friend who is with each of us wherever we are—Jesus. The first way we can help each other is to pray for one another. (If your class has a weekly prayer, this could be an opportunity to remind them of this and the chance to help each other.) Praying for each other to receive the Holy Spirit is also very important. What makes our church friends different from our school friends? Our church friends hold the same values as us and can pray together with us.

Activity: "Encouraging Each Other"

1. Gather the students around a table or have them sit in a circle.
2. Give the students each a piece of blank or lined paper, and ask them to write their names on top.
3. Have the students pass their papers to the student to their right.
4. Then, ask each student to write on the paper a good characteristic or strength of the student whose name is on the paper.
5. After the students are done writing, have them pass the papers to their right again and repeat this until the students receive their own papers back.
6. The students can bring home the papers and they can serve as an encouragement to the students, reminding them that their brothers and sisters in Christ are always there for them.

ACTIVITY

Putting God First

Objective: To illustrate examples in which children are obeying God and putting Him first in their lives.

Instructions: Look at the following pictures. Read each sentence carefully and decide whether that child has put God first in his or her life. Circle the children who are obeying God.

My friend's birthday party is on Saturday. I will ask my parents. Maybe I can go after church service.



I practiced so much for this game. I will definitely win!



There is choir practice this afternoon. I will sing praises to God.



God, please help me on this test so that I can do my best.

All of my friends are going swimming on Saturday morning. I think I will go with them. I'll just pray to God later.



I can't find my hymn book. I guess I'll just skip choir practice.



HOMEWORK ANSWER KEY

1. "Trust in the Lord with all your heart, and lean not on your own understanding." (Proverbs 3:5)
2. Babylon
3. temple
4. False; Daniel and his three friends did not want to eat the royal food.
5. vegetables, water
6. False; they were even healthier and fatter than the others.
7. Food sacrificed to idols is of Satan and eating that food is not pleasing to God.
8. He made the chief eunuch favor Daniel, and gave Daniel and his friends strength and wisdom.
9. True
10. Life Application

E1 Year 2 Book 3 Lesson 9—Daniel and His Three Friends

Homework Assignment

Name: _____ Parent signature: _____ Date: _____

- Bible Truths:**
1. God will protect and help His faithful believers.
 2. To be faithful, we must trust in God and obey His commandments.
 3. God gives us brothers and sisters in church to help us do what is right.

- Lesson Objectives:**
1. To learn to use and keep God’s commandments in our daily lives.
 2. To understand that when facing trouble, we always need to believe that God will help.
 3. To remind and help each other keep God’s commandments.

Bible Reading: Please put a checkmark in the space when you complete the reading each day.

Prayer: Please put a checkmark in the space provided on the days you prayed to God.

	Sun	Mon	Tue	Wed	Thu	Fri	Sat
Bible Reading							
Prayer							

Memory Verse

Please write down this week's memory verse.

(Proverbs 3:5)

What I Learned From the Bible This Week

1. _____
2. _____
3. _____

Homework Assignment

Understanding What You Have Learned

1. Write down the memory verse for this week without looking.

2. Nebuchadnezzar was the king of _____.

3. The king took away treasures and golden vessels from the _____ in Jerusalem.

4. True or False: Daniel and his friends wanted to eat the royal food, but they were afraid to. _____

5. Daniel and his friends ate _____ and drank _____ for ten days.

6. True or False: After the ten days, Daniel and his friends were not as healthy as the others. _____


7. Why couldn't Daniel and his friends eat food that had been sacrificed to idols?

8. How did God help Daniel and his friends through their time in training?

9. True or False: Daniel and his friends were ten times smarter than the rest of the people in the kingdom because God had given them wisdom and knowledge. _____

10. Life Application: We must always remember to put God first in our lives and to follow His commandments, even when it is hard to do. Write about a time when you were faced with a problem and remembered to put God first in your life.

LESSON 10



THE FIERY FURNACE

BEFORE YOU TEACH

Golden Idols

Babylon's religious culture encouraged the worship of idols. The idols were carved images of their gods or their conquerors. King Nebuchadnezzar hoped to demonstrate his power and greatness with a large golden statue that was ninety feet tall and nine feet wide. It stood on the plain of Dura, approximately twelve miles southeast of the city of Babylon. The golden calf molded by Aaron while the Israelites were in the wilderness (Ex 32:2-4) and the two golden calves set up by King Jeroboam in the northern kingdom of Israel (1 Kgs 12:28-29) are other examples of how common idol worship was in Israel.

UNDERSTANDING YOUR STUDENTS

Shadrach, Meshach and Abednego found themselves in a difficult situation: to obey the king and live or to be faithful to God and die. If they had decided to obey the king, they would have to disobey God's commandment. They could have pleaded to God for forgiveness explaining the extreme circumstance that caused them to disobey Him. They could have made excuses by saying that dying in the fiery furnace was a very painful way to die or that by living they could serve God further in Babylon. Shadrach, Meshach and Abednego decided to stand firm, maintain their faith, and disobey the king rather than God. God saw their faith and rescued them from death.

In American society, Christians do not have to worry about idol worship, but there are still situations that will test your students' faith. For example, they may feel ashamed to pray in front of their friends before eating lunch. They are afraid of being different, so they would either skip the prayer or say it so fast that it has no meaning.

Sometimes, being a Christian means being different from others. It can be painful and uncomfortable, but it is the right thing to do. The Bible tells us that the world is in darkness and that we are the light of the world. When the light shines, it stands out and reveals that it is different from the darkness. Just the same, if we are true Christians, we must shine God's light and reveal to the world that we are different. The students must understand that they must not compromise their faith. Just as the Lord blessed Shadrach, Meshach and Abednego by rescuing them, the Lord will also bless your students if they have the courage to display their faith. If your students develop this boldness for God at a young age, they will have a firm and well-rooted faith in their journey to the heavenly kingdom.

BIBLE TEXT

Daniel 3

BIBLE TRUTH

God is almighty, the only true God.

LESSON OBJECTIVES

1. To instill in students the importance of pleasing God rather than man.
2. To stand strong in faith at all times.

MEMORY VERSE

"Finally, my brethren, be strong in the Lord and in the power of His might."

(Ephesians 6:10)

PRAYER

In the name of the Lord Jesus we pray. Lord, we thank You for guiding us into Your Holy Sabbath to worship and praise You. You are the Creator of all things, the only true God and Savior. We worship You alone. Help us to remove the idols from our hearts. Teach us to put You first in our lives. Give us the strength and power to do what is right even though it may be difficult. We praise and thank You, Lord Jesus. Hallelujah! Amen.

BIBLE STORY

The Golden Image

King Nebuchadnezzar thought that he was a great king. To demonstrate his greatness, he built an enormous golden statue, a new god, for his people to worship. The statue was nine feet wide and ninety feet tall, as tall as a six-story building, and covered with gold. The statue was so big that no one could miss it. King Nebuchadnezzar commanded that when the people heard the sound of the horn, flute and many other kinds of instruments, they would have to bow down to the idol. The king also warned everyone by saying that whoever did not fall down and worship the statue would be cast into the fiery furnace and burned to death.

Shadrach, Meshach and Abednego Do Not Obey

What do you think the people did when they heard the instruments playing? Yes, they all bowed down to the statue. Why? No one dared to disobey the king because they were afraid of being thrown into the fiery furnace. Everyone bowed down to the statue. Everyone, that is, except Daniel and his three friends. They knew that there was only one God and that He was in heaven. The image that King Nebuchadnezzar constructed was an idol and not a god. Therefore, they refused to bow and worship the image of gold.

Nebuchadnezzar Is Furious

When some Babylonians saw Shadrach, Meshach and Abednego's disobedience, they quickly reported it to the king.

They said to King Nebuchadnezzar, "O great king, Shadrach, Meshach and Abednego will not worship your statue. When the music played, they did not bow down like you had commanded."

When the king heard this, he became furious. How dare they disobey his commands! He demanded the three of them to be brought before him.

"Shadrach, Meshach and Abednego," said the king angrily, "I heard that you did not worship the golden statue I made. I will play the music again and you will fall down and worship the image. If you don't follow my orders, you will be thrown immediately into a burning fiery furnace!"

How do you think Shadrach, Meshach and Abednego responded to the king? If you were Daniel's three friends, how would you have answered the king? (Allow students to respond.) Let's turn to Daniel 3:16-18 to find out. (Have the students read it aloud.)

"O Nebuchadnezzar, we have no need to answer you in this matter. If that is the case, our God whom we serve is able to deliver us from the burning fiery furnace, and He will deliver us from your hand, O king. But if not, let it be known to you, O king, that we do not serve your gods, nor will we worship the gold image which you have set

VOCABULARY

fiery furnace: a structure, usually box-like, that generates heat

REVIEW

Last week's lesson focused on four God-fearing youths, Daniel, Shadrach, Meshach and Abednego, and how they remained faithful to God despite being alone in a foreign country. After the Babylonians conquered Judah, they took these four youths to Babylon to King Nebuchadnezzar. By the king's command, the eunuchs trained them for three years so they could serve the king and Babylon. They were educated with the best education Babylon could offer. In addition, they were given the best food, the royal food that the king was to eat. Why did Daniel and his three friends refuse to eat the king's food? Yes, because it had been offered to idols and consisted of food that was considered unclean. What did Daniel and his three friends eat instead? They spoke to the chief eunuch and asked him to give them vegetables and water. At first, the eunuch refused, but then he agreed to their ten day trial. How did Daniel and his three friends look after the ten days? They appeared healthier than the youths that ate the royal food. At the end of their education, the king found that Daniel, Shadrach, Meshach and Abednego were more knowledgeable than all the others in his kingdom. The king requested that they begin serving in his court. Daniel, Shadrach, Meshach and Abednego demonstrated that God blesses those who remain faithful to Him, even if they are far from home.

Today, we are going to learn about another trial that Daniel's three friends faced.

up."

Were Daniel's three friends afraid of the king or of being thrown into the furnace? No. They were very courageous and stood up for what they believed in. They believed that God would deliver them from the fiery furnace. But even if God didn't help them, they still refused to bow down to the golden image because they knew that it was not a god.

Suddenly, the look on the king's face changed. He was even more furious! He wanted to give them a chance to change their minds but they defied his orders right in front of him! He told his servants to make the furnace seven times hotter than normal. When the king saw that

the fire was extremely hot, he commanded that Shadrach, Meshach and Abednego be thrown into the furnace. The king's strongest servants took Shadrach, Meshach and Abednego and threw them into the fire. The furnace was so hot that the flames of fire immediately killed the men who were taking Daniel's three friends down to the furnace. Daniel's three friends then fell into the fiery furnace.

What do you think happened? Thumbs down if you think that they died in the furnace. Thumbs up if you think that they were still alive.

When the three friends fell into the furnace, the king saw an astonishing thing. He could not believe his eyes.

The king asked his officials, "Didn't we throw in three people who were tied up?"

His officials replied, "You are right, king."

"Look!" he exclaimed. "I see four men walking around loose in the fire and the fourth person looks like an angel."

The king walked to the furnace and shouted, "Shadrach, Meshach and Abednego, servants of the Most High God, come out here right away!"

Daniel's friends came out of the fire but the fourth person was gone. The king couldn't believe his eyes! All the king's officials and counselors gathered around the

three men, looking at them and studying them. They were totally amazed that the fire had not harmed them. Have you ever been to a barbeque? What happens when you put the sausage, chicken or burgers on the grill and the fire is very strong? Yes, the fire chars the meat and the meat becomes black and smoky. For Daniel's three friends, the king discovered that not only were they unharmed by the fire, but their clothes were not damaged, not one strand of hair on their heads had been burned and they did not smell of smoke.

King Nebuchadnezzar Praises God

King Nebuchadnezzar realized the mightiness of God after witnessing this event.

He said in a loud voice, "Blessed be the God of Shadrach, Meshach and Abednego, who sent an angel to save his servants. They disobeyed my command and were even willing to give up their lives rather than worship any god except their own God." Nebuchadnezzar was so impressed that he made a new law: whoever spoke against God would be severely punished. He also recognized that there was no other God who could deliver like their God. After this, Shadrach, Meshach and Abednego were freed and promoted and they became important officials in Babylon.

CHECK FOR UNDERSTANDING

Multiple Choice/True or False

- The king commanded that whoever did not fall down and worship the image would be thrown into the _____.
 - fiery volcano
 - hot oven
 - fiery furnace
- King Nebuchadnezzar ordered his servants to heat the furnace how many times hotter?
 - five
 - seven
 - six
- When the people heard the music and instruments playing, they were to _____.
 - fall down and worship the statue
 - sing and dance around the statue
 - fall down and worship King Nebuchadnezzar
- Even though Shadrach, Meshach and Abednego were not killed, their clothes and hair were burned. (False.)
- Shadrach, Meshach and Abednego did not die in the fire because God saved them. (True.)
- After this, King Nebuchadnezzar realized that the God whom Daniel's three friends worshipped was the true, almighty God. (True.)

Questions to Think About

- Why was King Nebuchadnezzar so shocked when he looked into the furnace?

He had thrown in 3 men, who had been tied up, but now there were 4 free men walking around.

- Do you think Shadrach, Meshach and Abednego were brave? Why or why not?

Yes, they were not afraid of the king or of death.

MEMORY VERSE PRACTICE

Please reinforce the memory verse every week.
You can practice the memory verse with your students anytime during class.

SPIRITUAL TEACHING & LIFE APPLICATION

1. Please God

We should not listen if someone wants us to do something that is wrong in God's eyes. Have the students think of some examples from their lives where they had been told to do something that would not please God. Discuss with the students some of the scenarios they might face (see below). Ask the students what they would do if they faced such a situation.

- A friend tells you not to play with or speak to another friend.
 - A school friend teaches you to use bad words.
 - Your brother/sister has broken Dad's model airplane, which he has been working on for a long time. Your brother/sister tells you not to say anything and to lie if Dad asks.
 - A friend invites you to go trick-or-treating.
 - A classmate talks to you and makes you laugh during class when the teacher has already said not to talk during class.
 - Your teacher tells you to come in a costume for the Halloween party at school.
1. Hand out a sheet of construction paper and markers or crayons to each student. Have them fold the construction paper in half. In the top half, have students come up with and draw a scenario of someone asking them to do something that they know would not please God.
 2. In the bottom half of the paper, have the students draw their response. What would they say or do if they encountered that scenario? Have the students share their response.

To conclude, have the class read aloud 2 Corinthians 5:9: "So whether we are at home or away, we make it our aim to please Him."

2. Be Strong in the Lord

God gives us many blessings and good things to enjoy. Ask the students to name a few examples. (Teacher can post up pictures of some blessings that God has given.) However, there are times when God wants to see how much we truly love Him and how strong our faith is by allowing us to face unpleasant things, too. (Teacher can post up pictures of some unpleasant things that students may face.) For example, we or our loved ones may become sick, we may meet with a car accident, our best friend may move away from us, or someone in church may stop playing with or talking to us.

If God was to take away these blessings, leaving us with only the unpleasant things, would we be able to continue to love God and keep our faith? (Teacher removes pictures of blessings.)

Even though Daniel's three friends faced great danger, their faith in God remained strong to the point that they were not afraid to die.

How can we become strong? (Teacher can post up pictures of a person lifting weights, a person running, vegetables, meats, the Bible, and praying hands.) Which of these things will help us have strong, healthy bodies? Which of these things will help us become strong spiritually? In order for believers to be strong in the Lord, they must read, study, memorize and obey God's Word. When we are strong spiritually, we will be able to continue to follow Him in good times as well as bad times.

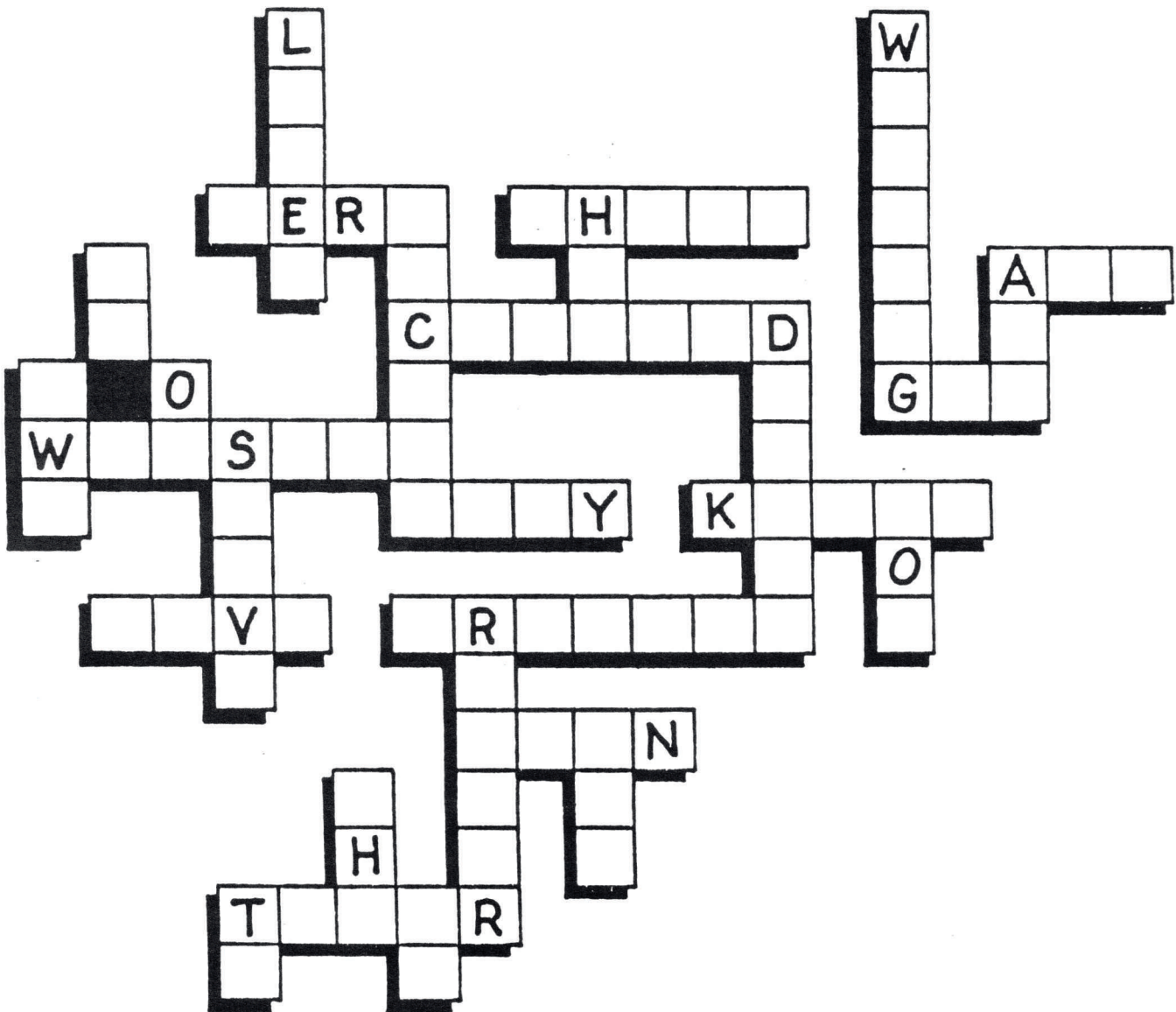
ACTIVITIES

1 How Strong Is Your Faith?

Objective: To remind the students to have a steadfast faith in God by learning a Bible verse.

Instructions: Read the Bible verse carefully. What do you think this verse means? Now try to fit each word of the verse into the puzzle. Each word may only be used once. Some letters are in place to help you get started. Can you memorize the verse as you are completing the puzzle?


**"They trusted in him and defied the king's command and were willing to give up their lives rather than serve or worship any god except their own God."
(Daniel 3:28)**



2

Can You Stand the Heat?

Find your way out of this maze of flames!



HOMWORK ANSWER KEY

1. C
2. B
3. C
4. **False**; they would never worship the idols or false gods.
5. **True**
6. **True**
7. **They were brave because they were not afraid of the king or of death.**
8. **They fully recognized that God was the one true God.**
9. **Student response**
10. **"Be strong in the Lord and in the power of His might."**

E1 Year 2 Book 3 Lesson 10—The Fiery Furnace

Homework Assignment

Name: _____ Parent signature: _____ Date: _____

Bible Truth: God is almighty, the only true God.

Lesson Objectives: 1. To instill in students the importance of pleasing God rather than man.
2. To stand strong in faith at all times.

Bible Reading: Please put a checkmark in the space when you complete the reading each day.

Prayer: Please put a checkmark in the space provided on the days you prayed to God.

	Sun	Mon	Tue	Wed	Thu	Fri	Sat
Bible Reading							
Prayer							

Memory Verse

Please write down this week's memory verse.

(Ephesians 6:10)

What I Learned From the Bible This Week

1. _____
2. _____
3. _____

Homework Assignment

Understanding What You Have Learned

1. ____: The king commanded that whoever did not fall down and worship the golden statue would be thrown into the ____.
 - a. Fiery volcano
 - b. Hot oven
 - c. Fiery furnace

2. ____: We should love and follow God ____.
 - a. Only when He gives us blessings
 - b. In good as well as bad times
 - c. Only when we feel like it

3. ____: King Nebuchadnezzar was so shocked to see that ____.
 - a. Daniel's three friends had all died
 - b. Daniel's three friends were praying inside the furnace
 - c. Instead of three persons, there were four persons walking around inside the furnace

4. True or False: Shadrach, Meshach and Abednego had decided that if God did not save them from the fiery furnace, they would worship the golden statue. _____

5. True or False: When Daniel's three friends came out of the fiery furnace, they were totally unharmed. Their clothes and hair were not burnt and they did not smell of smoke. _____

6. True or False: After this, King Nebuchadnezzar recognized that the God whom Daniel's three friends worshipped was the true, almighty God. _____

7. Do you think Shadrach, Meshach and Abednego were brave? Why or why not?


8. Why did Shadrach, Meshach and Abednego refuse to bow down to worship the golden statue?

9. If you were one of Daniel's three friends, how would you answer King Nebuchadnezzar?

10. In the picture below, find the hidden words and arrange them in order.



LESSON 11



THE WRITING ON THE WALL

BEFORE YOU TEACH

Belshazzar

In 562 BC, King Nebuchadnezzar died after reigning for 43 years. Nabonidus, his son, reigned after him from 556-539 BC. In 553 BC, in the third year of Nabonidus' reign, he entrusted his kingship to his firstborn, Belshazzar who co-reigned with his father. Belshazzar means "Bel has protected the king." The Bible records that Belshazzar was the son of Nebuchadnezzar (Dan 5:2, 11, 18, 22), but he was actually the grandson of Nebuchadnezzar. Nabonidus and Belshazzar were the last kings of Babylon before it was conquered by the Medes and Persians.

At the time of our story, Belshazzar was inside Babylon, protected by its fortified walls. Babylon's enemies surrounded Babylon. Belshazzar certainly knew about this, but he wasn't afraid. He was confident that no one could penetrate the large and tall walls of Babylon. He kept the gates to the city closed. He had everything the people needed to survive inside the city walls. They had a river that ran through the city so there was plenty of water to drink.

The river that brought water into the city came from outside the walls. The enemy soldiers dug a trench and drained the river water into a lake so the river no longer fed water to the city. With the water no longer coming through the river into the walled city, the enemy entered the walls of Babylon through the dry riverbed and conquered the kingdom.

Mene, Mene, Tekel and Parsin

The writing on the wall was written in Aramaic, which the Babylonians understood (Dan 2:4). However, even though the words could be read, their meaning was not understood. Mene can mean "numbered" or "mina" (a unit of money). Tekel can mean "weighed" or "shekel." Peres, the singular form of parsin, can mean "divided" or "half a mina" or "half a shekel."

Daniel 4:28-37

These verses in the Book of Daniel were not included in previous lessons. Daniel made reference to how God allowed King Nebuchadnezzar to become like a wild animal because of his pride. God had previously revealed to Nebuchadnezzar through a dream that he would be driven from society if he continued in his sinful ways (Dan 4:1-27). He had twelve months to change but there was no repentance and thus the dream was fulfilled. Daniel was alluding to the fact that Belshazzar already had an example to learn from and yet, his heart was unyielding and he still chose to dishonor God.

BIBLE TEXT

Daniel 5

BIBLE TRUTH

God always provides for us and shows us the best way.

LESSON OBJECTIVES

1. To understand that our life's purpose is to glorify, respect and honor God.
2. To know that pride is sin.
3. To understand that our accomplishments come from God.

MEMORY VERSE

"He who humbles himself will be exalted."

(Matthew 23:12b)

PRAYER

In the name of the Lord Jesus we pray. Lord, You are the only God. You have created all things for us to enjoy and have supplied us with our daily needs. Lord, we often forget that You give us all things. We think that we have all these things because we are smart or because we have worked hard to get them. In truth, we cannot do anything without You. All good things come from You. Help us to remove the pride from our hearts. Fill our hearts with humility, respect and obedience. Thank You, Lord Jesus, for everything. Hallelujah! Amen.

UNDERSTANDING YOUR STUDENTS

The students do not think much about taking care of the church property. It is important for the students to understand that the church property belongs to God. When asked, "What is the church property?" the students would normally say, "The church building." If asked, "How should we take care of the church?" the students would reply, "Keep the church clean and neat." Help the students understand that in addition to keeping the church clean, we must show respect to the church by not running or playing in the chapel, and by not making excessive noise. We must respect God's house as a holy and sacred place used for worship. "My house shall be called a house of prayer" (Mt 21:13).

In addition to the church building, the items in the church also belong to God. For example, the tithe offered belongs to God. Judas Iscariot abused his power and committed sin when he took money from the treasury. In

the end, he was punished. Also, the Bibles, hymn books, computers, pens, pencils and papers in the church belong to God and should be used only to serve God. Belshazzar showed disrespect to God when he drank from the golden vessels during his feast. Therefore, God ended his reign and gave the kingdom to other countries. Similarly, students should be reminded that the stationery and office supplies, such as the pens, pencils, paper, markers, and scissors, are the property of the church and should not be taken home for personal use.

Most importantly, your students should be reminded that their bodies belong to God. 1 Corinthians 6:19-20 says that our bodies are the temples of God. They need to keep it sacred and holy. Discuss how they can keep their body holy and sacred on a daily basis. Encourage them to remember that everything that has been dedicated to God should be respected and treated with care.

VOCABULARY

vessel: a container for holding something (e.g., cask, bottle, kettle, cup or bowl)

interpret: to explain or tell the meaning of

conquer: to gain or acquire by force

Medes: an ancient Iranian people who lived in the northwestern portions of present-day Iran

Persia: ancient name for the present-day country of Iran

respect: high or special regard

REVIEW

During last week's lesson, we learned how Shadrach, Meshach and Abednego remained faithful even under difficult times. King Nebuchadnezzar made a giant golden image and then he made a decree throughout the city of Babylon. What was that decree? (When the music played, he wanted the people to bow down and worship the golden image.) When Shadrach, Meshach and Abednego heard the music, did they worship the idol like the people around them? (No, they did not, because they only worshipped the one true God.) Their disobedience made King Nebuchadnezzar very angry. He ordered to have them thrown into the fiery furnace. When the three friends were thrown into the furnace, what amazing miracle did King Nebuchadnezzar see? (The king noticed that the fire did not harm the three friends.) God had sent an angel to save them and instead of three people, there were four people walking around inside the furnace. What did King Nebuchadnezzar do after witnessing this event? (He praised God and ordered the rest of the people not to speak against God. He then promoted Shadrach, Meshach and Abednego to be high officials in Babylon.) That lesson teaches us that we should not do anything that displeases God, even when someone as powerful as a king orders us to do it. Also, we need to be faithful to God regardless of the situation. If we are faithful to Him, He will rescue us.

Today, we are going to learn about a king called Belshazzar and the terrible incident that happened to him.

BIBLE STORY

Belshazzar Disrespects God

After King Nebuchadnezzar died, his grandson Belshazzar became king. (Ask the students to repeat his name after you.) King Belshazzar did not believe in the one true God.

Instead, he believed in many gods and worshipped their idols. One night, King Belshazzar held a great feast. He invited one thousand officials and his many wives and concubines. His guests ate rich foods and drank much

wine. While Belshazzar was drinking his wine, he gave orders to his servants to bring out the drinking vessels that had been taken from the temple in Jerusalem. These were the vessels that his grandfather, King Nebuchadnezzar had brought home when he attacked Jerusalem. The vessels were made of gold and were sanctified to be used for serving the Lord in the temple. But King Belshazzar and his guests drank wine from them like they were common vessels. While they drank, they praised the gods of gold, silver, bronze, iron, wood and stone.

Do you think God was happy with Belshazzar's behavior? No, Belshazzar's behavior was offensive and disrespectful toward God. He was using holy items used to worship and praise God as items to praise false gods and idols. This act was a very serious sin in God's sight.

As King Belshazzar and his guests were enjoying themselves, he suddenly saw a very strange sight. He saw a human hand appear out of nowhere. It wasn't attached to a body; it was just a hand. And it began to write on the wall of the royal banquet hall.

How would you feel if you saw that? Can you quickly draw a picture of how your face would look if you were King Belshazzar? (Give your students some paper and time to draw.) Exactly, you would be very frightened. King Belshazzar was terrified! His face turned very white and he was so frightened that his knees knocked together and his legs gave way.

The Writing on the Wall

As Belshazzar stared in horror, the hand wrote this message on the wall: MENE, MENE, TEKEL, PARSIN.

What do you think these words meant? I would like you to turn to your neighbor and discuss what you think these words might have meant? (Allow students to share their thoughts.) I think the confusion we are experiencing right now was exactly what Belshazzar and his guests were feeling at that moment.

King Belshazzar then quickly called for all his officials, astrologers and magicians to come see him. He said, "If anyone can tell me the meaning of these words, I will give him royal clothes to wear and he will be the third highest ruler in my whole kingdom." Belshazzar's wise men went over to the wall and studied the writing. They looked at the words, then at each other, and scratched their heads.

One by one, they looked at the writing on the wall, but they could not read it or figure out what it meant. Now, the king became more terrified than before.

Daniel Is Summoned

When the queen heard about the problem, she came before the king and said, "O King, Live forever! Don't be alarmed! There is a man in your kingdom that has the Spirit of the Holy God. He has knowledge and understanding and he can interpret dreams and solve difficult problems. In the days of your grandfather, Nebuchadnezzar made him chief of all the magicians, sorcerers and wise men. You should call for this Daniel to

help you with this problem."

So Daniel was brought before the king and the king said to him, "So you are the Daniel whom King Nebuchadnezzar brought from Judah? I heard that you have God's Spirit in you. I have called my magicians, sorcerers, and wise men to tell me the meaning of this writing on the wall, but they don't know what it means. If you can tell me the meaning of the writing on the wall, I will put a gold chain around your neck, give you a purple robe to wear, and I will make you the third most powerful man in all of Babylon."

Daniel said, "You can keep your gold chain and your purple robe. But I will tell you what the writing on the wall means."

The Interpretation

"O king, the Most High God made King Nebuchadnezzar, your grandfather, a great and mighty king. All the people in the world feared him because his power was so great. He could do whatever he pleased, and take whatever he wanted.

"But he became proud. He started to think, 'How great and wonderful I am! I built this kingdom all by myself.' And so the Most High God took away your grandfather's power, and he made him live like an animal. Then, he finally understood that God is King over all things, and that it is He who gives power to whomever He wants.

"But you, King Belshazzar, you have not humbled yourself even though you knew all this. You have become proud and you have gone against God. You have taken the holy vessels and drank wine from them. You have bowed before statues of gold and silver, bronze and iron, and wood and stone. These statues cannot see nor can they hear. They can do nothing for you at all. But you wouldn't even be able to take a breath without God, and yet you do not praise or honor Him.

"So the almighty God has sent you this message: MENE, MENE, TEKEL, PARSIN.

"And this is what it means: MENE means that God has counted out the number of days that you will live and they are over. TEKEL means that God has tested you, and you have not passed the test. PERES mean your kingdom will be divided and given to another kingdom called the Medes and the Persians."

Babylon Is Invaded

When King Belshazzar heard this interpretation, he immediately rewarded Daniel by giving him royal clothes to wear and a gold chain to place around his neck. It was even proclaimed that Daniel was the third in command of the kingdom.

However, that very same night, the Medes and Persians attacked Babylon and killed King Belshazzar. Everything that God had spoken through Daniel came true. The kingdom of Babylon had been conquered and a new king ruled the kingdom.

CHECK FOR UNDERSTANDING

Multiple Choice/True or False

1. How was King Belshazzar disrespectful to God?

- a. He had a huge party where he drank wine and ate rich food.
- b. He ate food that was offered to idols.
- c. *He drank wine from the cups that had been taken from the temple and he worshipped idols.*

2. Daniel was able to interpret the writing because _____.

- a. he was a very smart man
- b. *he worshipped God and God gave him the wisdom*
- c. the magicians and wise men all helped him

3. When the king saw the hand and the writing on the wall, _____.

- a. *he became so scared that his face turned pale and his knees knocked together*
- b. he was very happy and danced with joy
- c. he continued to eat and drink

4. Everyone knew what the words meant, but they were afraid to tell the king. (False.)

5. The words meant that the king's days were over and that his son would be the next king. (False.)

6. Only God has the power to make a person a king. (True.)

7. God no longer wanted Belshazzar to be king because he had become proud and he did not fear God. (True.)

MEMORY VERSE PRACTICE

Please reinforce the memory verse every week.
You can practice the memory verse with your students anytime during class.

HOMEWORK ANSWER KEY

1. "He who humbles himself will be exalted." (Matthew 23:12b)
2. C
3. A
4. B
5. **False;** Daniel was able to interpret it because God gave him the wisdom and knowledge.
6. **False;** the words meant that his days were over and his kingdom would be divided.
7. **True**
8. **MENE:** God has numbered your days and they are over. (Dan 5:26)
TEKEL: God has tested you and you have not passed the test. (Dan 5:27)
PARSIN: Your kingdom will be given to another kingdom called Medes and Persia. (Dan 5:28)
9. a. My drawing is better than yours.
c. I'm pretty.
d. Why should I listen?
g. That's so easy and you can't do it?
h. I want it NOW!
10. We must acknowledge and thank God for all that He has given us. We have to constantly check to see if we have pride in our hearts and to pray and ask God to give us a humble and obedient heart.

SPIRITUAL TEACHING & LIFE APPLICATION

What does it mean to “have pride”? Pride is hidden in our hearts. Though it cannot be seen, people with pride have certain attitudes and behaviors:

- They may think that that they are special and better than others.
- They may become upset or jealous of those who are better than them.
- They think that they are very smart and can handle things on their own.
- They feel like they don't need God.
- They like things done their own way and they don't like to listen to others.
- They have a tendency to look down on others.
- They show a lack of respect and obedience towards God or men.

Did King Belshazzar display such attitudes and behaviors? (Allow students to answer.)

Instructions: Read and look at the various scenarios and write down whether the action/words in the scenarios were prideful or humble.

Did King Belshazzar display such attitudes and behaviors? (Allow students to answer.)

Read the various scenarios listed on the next page and write down whether the action/words in the scenarios were prideful or humble.



1. Jimmy came running home from school. He got an "A+" on today's quiz. He showed this to Mom and said, "Thanks Mom for helping me study last night." Was Jimmy proud or humble? _____



2. Tammy looked around at the other girls in her classroom. None of them had as nice a dress as she did. She couldn't wait for someone to notice, so she told everyone how pretty her dress was. Was Tammy proud or humble? _____



3. Carl's parents were wealthy. They were able to buy whatever toy or game he wanted. Whenever Carl saw his friends, he would share his games with them. Was Carl proud or humble? _____




4. Liz was an excellent student, had many friends, won many art competitions, and played the violin for the orchestra. She didn't believe that she needed Jesus. She believed that she had accomplished all her achievements through her own abilities. Was Liz proud or humble? _____



5. As James entered his friend's house, he noticed how old and dirty everything looked. He laughed and said, "Yikes, your house is really old. Our furniture looks much nicer than yours." Was James proud or humble? _____



7. Jack and Katy were playing with a friend's toy and accidentally broke it. Jack blamed Katy and said that it was all her fault. Katy said sorry for breaking the toy, even though it wasn't entirely her fault. She promised to save up money to replace the broken toy. Was Katy proud or humble? _____



6. Helen was crying because her teacher did not pick her story to read in front of the class. She felt that her story was much better than Justin's. Was Helen proud or humble? _____



8. The teacher reminded everyone to go wash their hands before eating lunch. David didn't move. Instead, he stood there with his hands in his pockets. "I don't need to wash them," he said to his teacher. The teacher reminded him again. "You can't make me!" said David. Was David proud or humble? _____

Let's read what the Bible records about pride. (Have students read from 1 Peter 5:5 and Isaiah 2:17.)

God hates pride. Pride is a sin because it leads us away from God and prevents us from growing closer to Him. Lucifer was a glorious angel, but he became proud. He wanted to be great and exalted like God. This displeased God greatly. As a result, God cast him out of heaven.

If we are proud and think that we are better than others, God will make us lowly and we will not be blessed.

To avoid being proud, we must acknowledge and thank God for all that He has given us. We have to constantly check to see if we have pride in our hearts and to pray and ask God to give us a humble and obedient heart. When we do this, God will bless us.

ACTIVITY

I Obey

Objective: To remind the students to obey God by reading a Bible verse.

Instructions: Find all the words that are hidden in the word search puzzle. They may be horizontal, vertical, diagonal or backwards. Then use the remaining letters to form a Bible verse that teaches us about obeying God.

Words: Daniel finger hand honor humble
king respect vessels wall

R	H	U	M	B	L	E	W
E	E	W	H	W	F	I	L
S	L	L	A	A	I	I	S
P	T	L	E	N	N	A	N
E	L	K	I	N	G	D	D
C	V	E	S	S	E	L	S
T	H	I	N	O	R	O	B
E	Y	L	E	I	N	A	D

''

 _____''

E1 Year 2 Book 3 Lesson 11—The Writing on the Wall

Homework Assignment

Name: _____ Parent signature: _____ Date: _____

Bible Truth: God will punish those who are disobedient and disrespectful to His commandments.

- Lesson Objectives:**
1. To understand that our life's purpose is to glorify, respect and honor God.
 2. To know that pride is sin.
 3. To understand that our accomplishments come from God.

Bible Reading: Please put a checkmark in the space when you complete the reading each day.

Prayer: Please put a checkmark in the space provided on the days you prayed to God.

	Sun	Mon	Tue	Wed	Thu	Fri	Sat
Bible Reading							
Prayer							

Memory Verse

Please write down this week's memory verse.

(Matthew 23:12b)

What I Learned From the Bible This Week

1. _____
2. _____
3. _____

Homework Assignment

Understanding What You Have Learned

1. Write down this week's memory verse without looking.

2. _____ : How was King Belshazzar disrespectful to God?

- a) He trusted in his wise men rather than in God.
- b) He ate food that was offered to idols.
- c) He drank wine from the cups that had been taken from the temple and he worshipped idols.

3. _____ : When the king saw the hand and the writing on the wall, _____.

- a) he became so scared that his face turned pale and his knees knocked together
- b) he was very happy and danced with joy
- c) he continued to eat and drink

4. _____ : The writing on the wall read, " _____."

- a) Eloi, Eloi, lama sabachthani
- b) Mene, Mene, Tekel, Parsin
- c) Talitha cumi, Talitha cumi

5. True or False: Daniel was able to interpret the writing because the magicians and wise men helped him. _____

6. True or False: The words meant that the king's days were over and that his son would be the next king. _____

7. True or False: Only God has the power to make a person a king. _____

Matching

8. Draw a line to the correct meaning of each MENE, TEKEL, PARSIN. Turn to the Bible verse to help you.

MENE (Daniel 5:26)

God has tested you and you have not passed the test.

TEKEL (Daniel 5:27)

Your kingdom will be given to another kingdom called Medes and Persia.

PARSIN (Daniel 5:28)

God has numbered your days and they are over.


9. Circle the things that a proud person would say.

- a. My drawing is better than yours.
- b. Thank You, God, for giving me wisdom.
- c. I'm pretty.
- d. Why should I listen?
- e. If that's how you like it, then let's do that!
- f. Mom says we have to pick up our toys.
- g. That's so easy and you can't do it?
- h. I want it NOW!
- i. Thank You, God, for everything!

10. What can you do to remove pride from your heart?

LESSON 12

DANIEL IN THE LIONS' DEN



BEFORE YOU TEACH

Persian Customs and Practices

In the Medo-Persian Empire, when a decree was made, it was irrevocable. Even the king couldn't change it. As much as Darius was pleased with Daniel, he could not do anything to save him from the lions.

Lions were greatly feared and respected by the people. Some kings hunted lions for sport. The Persians captured lions and kept them in large parks where they were fed and taken care of. Of course, they were used for executions as well.

It was also the Persian custom to transfer the punishment to those who had conspired against the king by falsely leading him to an influenced action (Dan 6:24; Esther 7:9-10). The officials who had accused Daniel were executed along with their families.

UNDERSTANDING YOUR STUDENTS

The power of prayer has been manifested in many of the Bible stories of this quarter. Esther, Mordecai and the Israelites fasted and prayed to God. In the end, they were delivered. Here, Daniel continued to pray three times a day, despite the law that had been decreed. Even though his life was being threatened, Daniel did not hide his prayers to God nor did he stop due to pressure. He knew that he had to constantly pray for guidance and help while living in a foreign land.

Prayer is an important part of your students' lives. Fortunately, they will not face the same threats as Daniel did. If their prayers are affected at all, it will likely be due to their own excuses or pressure. Perhaps they feel too tired at the end of the day to pray. Maybe it is not a good time when their friends are around. Either way, they choose to cut out prayer from their lives. While it may not be necessary at this age to designate the number of times they need to pray each day, building up a prayer habit is important. Remind your students that they need to pray every day. It is a time when they can communicate with God and ask Him for help. Daniel continued to pray under the worst circumstance. As a result, God abided with him. When your students forget or brush aside prayer, their relationship with God will change. Discuss with them what they can tell God during their prayers on a daily basis. It is a good opportunity to review the Lord's Prayer, as in the first lesson. Testimonies about the power of prayer are also appropriate. When your students understand the significance of prayer, it will become an intrinsic part of their lives.

BIBLE TEXT

Daniel 6

BIBLE TRUTH

God will deliver all those who believe in Him.

LESSON OBJECTIVES

1. To realize the importance of developing a habit of daily prayers.
2. To understand that God answers the prayers of the righteous.

MEMORY VERSE

"He knelt down on his knees three times that day, and prayed and gave thanks before his God."

(Daniel 6:10b)

PRAYER

In the name of the Lord Jesus we pray. Heavenly Father, thank You for gathering us together once more on this wonderful Sabbath day to pray and learn Your words. Today, we are going to continue learning about Daniel. Daniel was a great man of faith and courage. He prayed three times a day even when his life was in danger. Because of his faith and trust in You, he was able to be victorious. Lord, help us to have the faith and courage of Daniel. Help us to believe and trust in You no matter what problems we may face. We know that You love us and will continually protect us. Thank You, Lord Jesus. Hallelujah! Amen.

VOCABULARY

lions' den: a pit where lions were kept and fed

BIBLE STORY

King Darius

Now that Babylon had been conquered, the new empire Medes and Persia came into power. Its new king was called Darius. By this time, Daniel was already over 80 years old but he was still working in the king's court. King Darius found Daniel to be a faithful and trusted worker. He also saw that Daniel was wiser than the other governors so he began thinking about putting him in control over the whole country! How do you think the other governors felt when they heard this? Yes, they were extremely upset and jealous. They didn't want Daniel to be in a higher position than they were. So they thought of ways to get him into trouble. But Daniel did not do anything wrong, so they had no reason to complain to King Darius. Finally, they came up with a very clever plan to get rid of Daniel.

The Wicked Plan

These men knew that Daniel had a habit of praying. Three times a day, Daniel would go into his upstairs room, get down on his knees and give thanks to God. If the other officials made a new law saying that no one could pray to anyone but the king for thirty days, then Daniel would definitely get into trouble. They thought that this was an excellent idea, so they quickly went to tell King Darius. When they saw the king, they proposed their new law.

"King Darius," they said, "We have made a new law for you to sign. All your top officials agree that this is a good law. It says that no one can pray to any god or man except you for the next thirty days. If a person disobeys this law, they shall be thrown into the lions' den."

This new law sounded good to the king. And so King Darius signed the law. Once the law was made, absolutely no one could change the law, not even the king.

Daniel Prays to God

When Daniel found out about the new law, how do you suppose he felt? If you were Daniel, what would you do? *(Have students think of solutions and share with the class.)* Some of the ways Daniel could have avoided getting into trouble would have been to stop praying for thirty days until the law had passed, or to pray in a secret place. Let's see what Daniel did. Please read Daniel 6:10.

"Now when Daniel knew that the writing was signed, he went home. And in his upper room, with his windows open toward Jerusalem, he knelt down on his knees three times that day, and prayed and gave thanks before his God, as was his custom since early days."

REVIEW

Last week, we learned how King Belshazzar dishonored God. What did he do? During the feast, he brought out the vessels from the temple of God and allowed everyone to drink wine from them. As they drank, they also praised their many gods. Suddenly, a hand appeared and its fingers began writing some words on the wall. Can anyone remember what the hand wrote on the wall? That's right. The writing on the wall read, "Mene, Mene, Tekel and Parsin." No one in the king's court could interpret the meaning. When Daniel was called in, he told King Belshazzar that God was going to end his kingdom because he had sinned. He was too proud and did not give glory to God. That same night, the king was killed and a new empire called the Medes and Persia came into power. We learned that we should always honor, respect and worship God.

Before our story today, I would like to ask if anyone here owns a pet? (Allow students to respond.) Yes, our pets are usually small, cute and friendly animals. In our lesson today, we are going to talk about an animal that is quite different from our pets—the lion. Has anyone been to the zoo to see the lions? What are they like? Today, we're going to learn about how Daniel spent a whole night in the lions' den!

Even though Daniel knew that he would be thrown into the lions' den if anyone found him disobeying the law, Daniel continued to pray three times a day, as he had always done.

Daniel was truly a very courageous man! He was not afraid of being found out nor was he afraid of being thrown into the lions' den. He continued to worship God and no law was going to stop him from doing that. Why do you think Daniel had such courage? Yes, he fully believed that God was the only one he should bow down to. Daniel also believed that God would protect him.

When the men who wanted to trap Daniel saw him praying as usual, they were of course thrilled that their plan had worked. They quickly went to inform the king.

"King Darius," they said, "You signed a law that said, for thirty days, people could only pray to you. Everyone is obeying your orders except for Daniel. He still prays to his God. Now he will have to be thrown into the lions' den."

The men were very happy that they had trapped Daniel. But the king was very upset. He didn't want Daniel thrown into the lions' den. All that day, he thought very hard on how to save Daniel. Unfortunately, King Darius had to follow the law that he had signed. That night, the king gave the order to put Daniel into the lions' den. Before Daniel was put into the den, the king said

to Daniel, "Your God will rescue you!" Then the king's servants rolled a heavy stone over the opening so that Daniel could not escape. King Darius returned to his palace. That night, Darius couldn't eat or sleep because he was very worried about Daniel. He wanted the morning to come quickly so that he could find out how Daniel was.

Daniel Is Delivered

At the crack of dawn, King Darius hurried to the lions' den. He told his servants to remove the stone.

Then the king shouted into the pit in a loud voice, "Daniel, Daniel! Are you still alive? Was your God able to save you from the lions?" The king waited and waited, hoping for an answer. Suddenly from inside the pit, he heard a voice speaking to him.

"Yes, King Darius," replied Daniel, "God sent an angel to shut the lions' mouths. God knew that I had not done

anything wrong and He kept me safe."

The king was overjoyed to know that Daniel was safe! "Bring Daniel out at once!" he ordered.

When they brought Daniel out of the den, they found that there were no bite marks or scratches found on his body because Daniel had trusted in his God.

The king then commanded the men who had plotted against Daniel to be thrown into the lions' den. Before they even hit the bottom of the den, the lions overpowered them and broke all their bones!

After Darius saw the great power of God, he wrote a new law for everyone to follow. It said that everyone had to honor Daniel's God because he was the living God, the one who saved Daniel from the lions. After that, Daniel continued to work for the king and was greatly blessed by God.

CHECK FOR UNDERSTANDING

True or False/Questions to Think About

1. King Darius trusted Daniel because he was honest and faithful. (True.)
2. Daniel prayed to God two times a day. (False.)
3. The men who plotted against Daniel were jealous of him. (True.)
4. King Darius wrote a new law that said that everyone had to honor and worship Daniel's God, the living God. (True.)
5. How did the officials try to cause trouble for Daniel?
They made the king sign a law that meant Daniel would be thrown into the lions' den.
6. How did God protect Daniel?
God sent an angel to shut the lions' mouths.
7. God saved Daniel because he did not do anything wrong. What did he do that was right?
He didn't listen to what the people around him told him to do since it was against God's law.
8. How did Daniel show that he still had faith in God even after hearing the law?
He continued to pray to God, not caring that he would be thrown into the lions' den for doing so.

MEMORY VERSE PRACTICE

Please reinforce the memory verse every week.
You can practice the memory verse with your students anytime during class.

HOMEWORK ANSWER KEY

1. C
2. B
3. C
4. True
5. True
6. False; God only hears the prayers of the righteous.
7. Student response
8. Student response
9. "He knelt down on his knees three times that day, and prayed and gave thanks before his God." (Dan 6:10b)
10. "For whatever is born of God overcomes the world. And this is the victory that has overcome the world—our faith." (1 John 5:4)

SPIRITUAL TEACHING & LIFE APPLICATION

1. Pray Without Ceasing

Why do you think God heard Daniel's prayers? Daniel was a righteous man.

Let's turn to Proverbs 15:29. Here it says that, "The Lord is far from the wicked, But He hears the prayer of the righteous."

The Bible says that God hears the prayers of the righteous; the righteous are those who do what is right in the eyes of God. God does not hear the prayers of the wicked. King Darius and all those around him could see that Daniel was an honest, faithful and trusted person. Even though the other officials tried to find fault in Daniel, they could not.

In our daily lives, if we are kind to our friends, and obey our parents and teachers, God will listen to us when we cry out to Him. But if we constantly fight with our siblings, lie to our parents and disobey them, do you think that God would want to listen to our prayers? No, God would not want to hear our prayers.

Why did Daniel have such good qualities? Yes, Daniel was a man of prayer. He had a habit of praying to God three times a day. The more Daniel prayed, the closer he grew to God.

That's why we need follow Daniel's example. We should never stop praying. In order for our faith to be as strong as Daniel's, it is important that we set aside a time to pray each day. Daniel was an important and busy official, but he developed the good habit of praying three times a day. What time do you think is the best time to pray? (Have students respond.) We can pray to God at any time of the day, no matter where we are. However, we should have the habit of praying in the morning and in the evening. The more we pray, the closer we are to God. When we meet with problems or difficulties, God will answer us when we call to Him.

2. My Finger Prayer

Let's learn the finger prayer together. We all have five fingers on each of our hands. Each finger reminds us of what we should pray for.

1. "My **thumb** lets me show that something is the best."

Our thumb reminds us that God is the greatest. We should begin our prayer by praising and thanking God. We should thank Him for dying and saving us and for all the good things He has given us.

2. "My **index finger** points out things that we don't always see."

It refers to the people who instruct, help and guide us. Our index finger reminds us to pray for our parents, grandparents and family members who care for, love and lead us.

3. "My **middle finger** stands taller than the rest of our fingers."

This finger reminds us to pray for the church, the pastors, and our Religious Education teachers who work hard to teach us about God.

4. "My **fourth finger** is weak and cannot stand alone well."

This finger reminds us to pray for those who are weak, those who don't come to church or those who may not like to pray or read the Bible. We should pray for those who are sick, too.

5. "My **pinkie finger** is the smallest finger."

This finger reminds us that we should pray for ourselves. We should pray about things that we have done wrong and ask God to forgive us. We can ask God to help us be more like Jesus and to fill us with the Holy Spirit. We can also tell God whatever we need.

ACTIVITIES

1**Praying Hands Collage****Objective:** To enable students to pray using the Finger Prayer.**Materials**

- construction paper
- scissors
- markers/crayons

Instructions

1. Have the students trace one of their hands on the construction paper and then cut it out. For each finger, have students think of something/someone that they can pray for. Encourage them to be specific. Have them decorate the hand.
2. At the end of the lesson, gather all of the prayer hands and stick them onto a large poster-sized paper so that students can see the prayer requests of their classmates and be reminded to pray for one another.

2**Paper Bag Puppets** *(optional)***Objective:** To help the students review the story of Daniel using puppets.**Materials**

- paper bags (11" x 5")
- yarn (preferably yellow, orange and brown)
- glue
- pencil
- scissors
- markers

Instructions

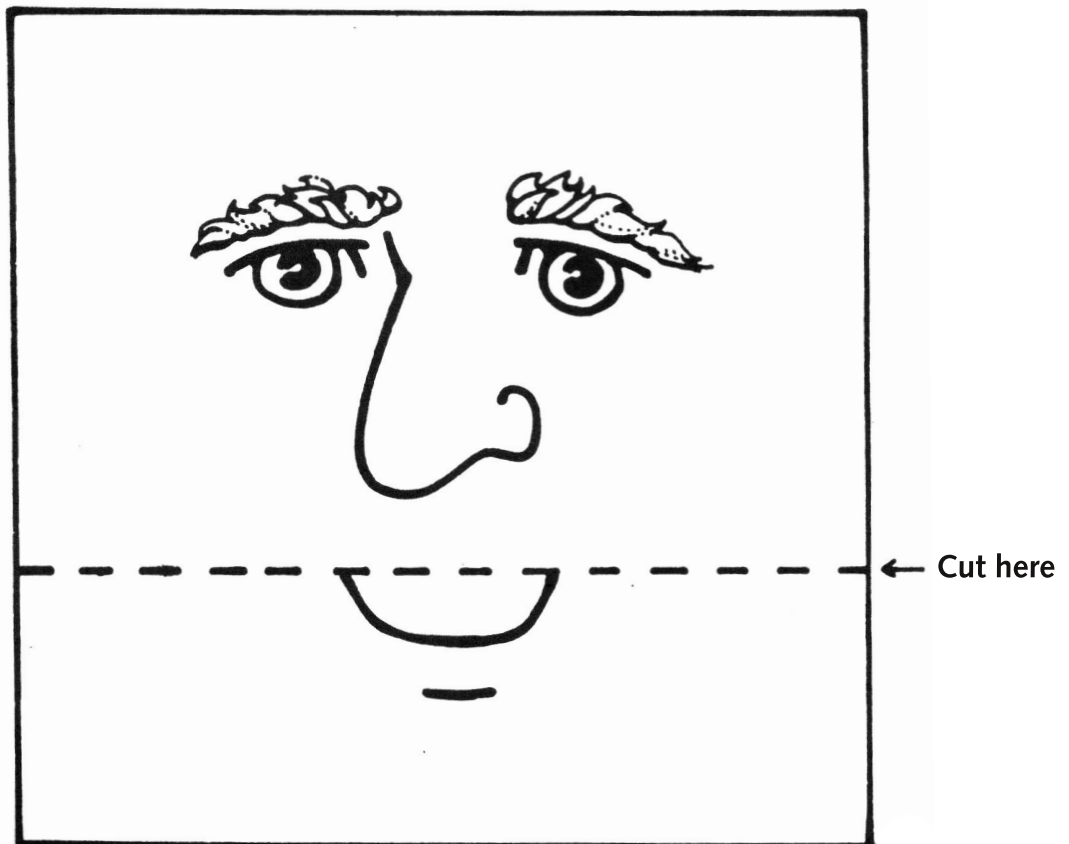
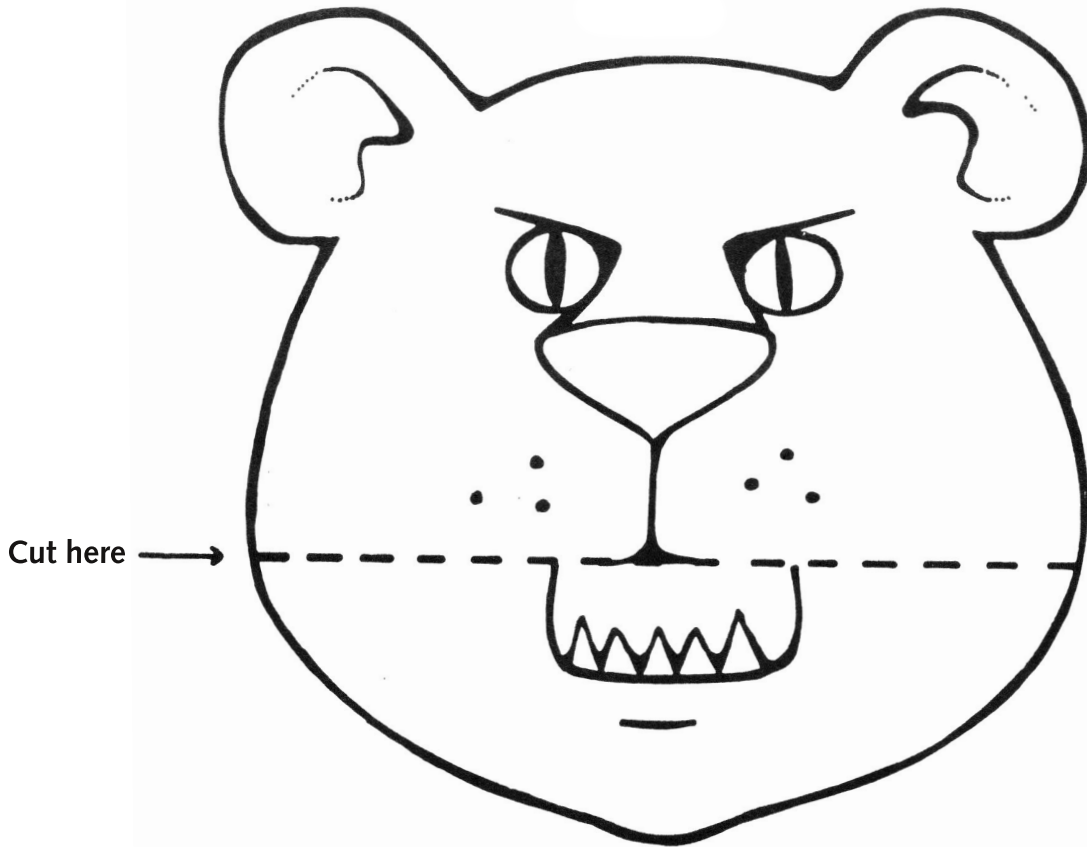
Copy and cut out the puppet patterns.

For the lion:

1. Use the markers to color in the ears, nose, eyes and mouth of the lion.
2. Cut the pattern at the perforated line. Glue the top part of the pattern onto the folded bottom of a paper bag. Glue the mouth part of the pattern on the bag, just below the face.
3. Using pieces of colored yarn, glue them around the lion's face to create a mane.

For Daniel:

1. Use the markers to color in the ears, nose, eyes and mouth of Daniel.
2. Cut the pattern at the perforated line. Glue the top part of Daniel's face onto the folded bottom of a paper bag. Glue the mouth part of the pattern on the bag, just below the face.
3. Using pieces of colored yarn, glue them around Daniel's face for his hair, mustache and beard.
4. Now use these puppets to act out the story of Daniel. You may wish to get together with some friends to act it out.



E1 Year 2 Book 3 Lesson 12—Daniel in the Lions' Den

Homework Assignment

Name: _____ Parent signature: _____ Date: _____

Bible Truth: God will deliver all those who believe in Him.

Lesson Objectives: 1. To realize the importance of developing a habit of daily prayers.
2. To understand that God answers the prayers of the righteous.

Bible Reading: Please put a checkmark in the space when you complete the reading each day.

Prayer: Please put a checkmark in the space provided on the days you prayed to God.

	Sun	Mon	Tue	Wed	Thu	Fri	Sat
Bible Reading							
Prayer							

Memory Verse

Please write down this week's memory verse.

(Daniel 6:10b)

What I Learned From the Bible This Week

1. _____
2. _____
3. _____

Homework Assignment

Understanding What You Have Learned

1. _____ : **When Daniel learned of the law, _____.**
 - a) he went to talk to the king about changing the law
 - b) he prayed secretly in the closet
 - c) he went to his room, opened the window, and prayed as he had done before

2. _____ : **When Daniel was thrown into the lions' den, he was unharmed because _____.**
 - a) the lions had already eaten a big meal and were not hungry
 - b) God sent an angel to shut the lions' mouths
 - c) he was able to kill the lions

3. _____ : **When the men who had plotted against Daniel were thrown into the lions' den, _____.**
 - a) God also sent an angel to shut the lions' mouths so that they were unharmed
 - b) King Darius changed his mind and set them free
 - c) before they even hit the bottom of the den, the lions had broken all of their bones

4. **True or False: God heard the prayer of Daniel because he was an honest, faithful and righteous man.** _____
5. **True or False: The men who plotted against Daniel were jealous of him.** _____
6. **True or False: God hears the prayers of the righteous and the wicked.** _____
7. **What do you admire most about Daniel?**

8. **Fill In the Blanks:** (*knees, thanks, times, prayed, three, knelt*) "He _____ down on his _____
_____ that day, and _____ and gave _____ before his God."


9. **Imagine that you are Daniel. You are about to be thrown into the lions' den. What would your prayer be?**

Write out your prayer.

10. **Write out the Bible verse from 1 John 5:4.**

LESSON 13

REVIEW



This lesson is meant for review purposes. There are many ways to conduct a review. Here are some ideas for you.

1. It can be in a standard test format. Elementary 1 students should be able to answer the following types of questions without much difficulty: true or false, fill in the blank, and short answer. Depending on your class's needs, feel free to create your own test by selecting questions found in the **Check for Understanding** section of each lesson. Alternatively, you can look through some of the **homework assignments** for ideas. Be sure to think about **life application questions** in addition to the knowledge-based ones. Never forget to ask the students to remember the **memory verses** that they have learned.
2. The review can be done as a game. Playing games is a fun way to share information. It can be a simple games like Jeopardy or a race to the finish line (moving spaces as students take turns to say the correct answer). Students can also create their own questions and quiz each other. The possibilities are endless!
3. You can think of this class as a brand new lesson. You can select certain characters to study and compare, or themes to look at to review the whole quarter. Look at the memory verses and see how they can be a springboard into a review. These require a little bit of work on your part, but it can be a rewarding way to tie up the past twelve weeks.

Finally, remember to soak in the words of God. After reviewing God's wonderful teachings, have a small snack fellowship. Sing hymns, or go outside and enjoy His creations. You can do a play that sums up the learning that has taken place. And don't forget that you work with a wonderful group of teachers. Brainstorm with your fellow RE workers for fantastic ideas to end your quarter. May God remember all your labor for Him.

For those teachers who have great ideas as to how to review all twelve lessons, we welcome you to email USGA with all the details. We can upload your ideas to the RE link and let other teachers share your creativity.

REVIEW ANSWER KEY

Memory Verses-Fill In the Blank

1. "If any of you lacks wisdom, let him ask of God, who gives to all liberally and without reproach." (James 1:5)
2. "I will dwell in the house of the Lord forever." (Psalm 23:6b)
3. "Fear God and keep His commandments." (Ecclesiastes 12:13)
4. "Let no one despise your youth." (1 Timothy 4:12)
5. "You are my portion, O Lord. I have said that I would keep Your words." (Psalm 119:57)
6. "God resists the proud, but gives grace to the humble." (1 Peter 5:5b)
7. "Watch, stand fast in the faith, be brave, be strong." (1 Corinthians 16:13)
8. "With thanksgiving, let your requests be made known to God." (Philippians 4:6b)
9. "Trust in the Lord with all your heart, and lean not on your own understanding." (Proverbs 3:5)
10. "Finally, my brethren, be strong in the Lord and in the power of His might." (Ephesians 6:10)
11. "And whoever exalts himself will be humbled, and he who humbles himself will be exalted." (Matthew 23:12)
12. "He knelt down on his knees three times that day, and prayed and gave thanks before his God." (Daniel 6:10b)

Multiple Choice

1. a 2. b 3. b 4. c 5. c 6. a 7. d 8. c 9. b 10. a
 11. b 12. a 13. a 14. b 15. b 16. c 17. a 18. a 19. a 20. b

Fill In the Blanks

Our Father in heaven,

1. Hallowed be Your name,
2. Your kingdom come.
Your will be done
3. On earth as it is in heaven.
4. Give us today our daily bread,
5. Forgive us our debts,
As we also have forgiven our debtors.
6. And lead us not into temptation,
7. But deliver us from the evil one.
For Yours is the kingdom and the power
8. and the glory forever.
Amen.

Correctly Number the 10 Commandments

1. 9, 2, 1, 5, 4, 8, 6, 10, 3, 7

Life Application

1. We clean the church, help other believers, pray, listen to God's words through sermons, etc.
2. Idols today refer to anything in our heart that is more important than God, things that we would rather see or do than spend time with God. For example, a fun activity or sport we'd rather do with school friends than go to church or RE class, or TV cartoons we'd rather watch than pray before bedtime.
3. We need to ask God to forgive us, we need to say sorry to the person, and we need to be humble and forgiving.
4. Student's response

Memory Verses-Fill In the Blank

(youth, requests, heart, house, keep, words, knees, power, proud, brave, humbles, wisdom)

1. "If any of you lacks _____, let him ask of God, who gives to all liberally and without reproach." (James 1:5)
2. "I will dwell in the _____ of the Lord forever." (Psalm 23:6b)
3. "Fear God and _____ His commandments." (Ecclesiastes 12:13)
4. "Let no one despise your _____." (1 Timothy 4:12)
5. "You are my portion, O Lord. I have said that I would keep Your _____." (Psalm 119:57)
6. "God resists the _____, but gives grace to the humble." (1 Peter 5:5b)
7. "Watch, stand fast in the faith, be _____, be strong." (1 Corinthians 16:13)
8. "With thanksgiving, let your _____ be made known to God." (Philippians 4:6b)
9. "Trust in the Lord with all your _____, and lean not on your own understanding." (Proverbs 3:5)
10. "Finally, my brethren, be strong in the Lord and in the _____ of His might." (Ephesians 6:10)
11. "And whoever exalts himself will be humbled, and he who _____ himself will be exalted." (Matthew 23:12)
12. "He knelt down on his _____ three times that day, and prayed and gave thanks before his God." (Daniel 6:10b)

Multiple Choice

1. _____ : When God asked Solomon what he wanted, what did Solomon ask for?
 - a. Wisdom
 - b. To be a good person
 - c. To be a good husband
2. _____ : Why did God give Solomon money and power, even though Solomon didn't ask for it?
 - a. Because Solomon was loved by his people.
 - b. Because Solomon was humble, not selfish.
 - c. Because Solomon was very smart.
3. _____ : The inside of the temple was completely covered in _____.
 - a. Wood
 - b. Gold
 - c. Silver
4. _____ : Solomon gave all the _____ to God after the temple was completed.
 - a. Money
 - b. Jewelry
 - c. Gold

5. _____ : All of Solomon's wives worshipped _____.
- Beautiful clothes
 - The one true God
 - Idols
6. _____ : Solomon didn't keep God's commandments and God punished Solomon by _____.
- Taking away part of his kingdom and giving it to another person.
 - Taking away all his sons and daughters and giving them to another person.
 - Taking away all his money and giving it to another person.
7. _____ : God did not wish for the kings of Israel to do the following:
- Collect too many horses.
 - Collect too much silver and gold.
 - Have many wives.
 - All of the above.
8. _____ : King Josiah became king when he was ____ and he wanted to repair the _____ .
- Eight, house
 - Nine, temple
 - Eight, temple
9. _____ : King Josiah was a very good king that feared God and he was the king of which kingdom?
- Israel
 - Judah
 - Assyria
10. _____ : Esther was certainly beautiful. That was not the only reason she was selected to be the queen. What was the real reason she was chosen?
- Because she was obedient to and worshipped God.
 - Because she was really nice to her uncle.
 - Because she could speak the language.
11. _____ : Haman came up with a plan to kill the _____, including Mordecai.
- Queen
 - Jews
 - King
12. _____ : How did the king reward Mordecai? He put the royal robe on Mordecai and had _____.
- Haman lead Mordecai in a parade through the streets while he rode on the king's horse.
 - The king lead Mordecai in a parade through the streets while he rode on the queen's horse.
 - Haman bow down to Mordecai in a parade through the streets while he rode on the king's horse.

13. _____ : After understanding God's will, Queen Esther asked the people to _____ with her for three days and nights.
- fast (not eat) and pray
 - fast (not eat) and rest
 - fast (not eat) and talk to the king
14. _____ : Haman was hanged on the _____ he had originally made for Mordecai.
- Tree
 - Gallows
 - King's palace
15. _____ : Where did Ezra and Nehemiah live before they returned to Jerusalem?
- Israel
 - Persia
 - Egypt
16. _____ : What did Ezra and Nehemiah do when they encountered difficulties?
- They cried and cried for many days.
 - They didn't know what to do except to talk to the king.
 - They prayed to God for help.
17. _____ : How long did it take Nehemiah and his peers to rebuild the wall?
- 52 days
 - 37 days
 - 48 days
18. _____ : Why couldn't Daniel and his friends eat food that had been sacrificed to idols?
- Food offered to idols is of Satan and is not pleasing to God.
 - Food offered to idols will bring bad luck.
 - Food offered to idols will make someone very proud.
19. _____ : When the people heard the music and instruments playing, they were to _____.
- Fall down and worship the statue
 - Sing and dance around the statue
 - Fall down and worship King Nebuchadnezzar
20. _____ : Daniel was able to interpret the writing because _____.
- He was a very smart man.
 - He worshipped God and God gave him the wisdom.
 - The magicians and wise men all helped him.

Fill In the Blanks

(bread, lead, earth, name, evil, forgive, forever, kingdom)

Our Father in heaven,

1. Hallowed be Your _____,

2. Your _____ come.

Your will be done

3. On _____ as it is in heaven.

4. Give us today our daily _____,

5. _____ us our debts,

As we also have forgiven our debtors.

6. And _____ us not into temptation,

7. But deliver us from the _____ one.

For Yours is the kingdom and the power

8. and the glory _____.

Amen.

Correctly Number the 10 Commandments:

___ You shall not bear false witness.

___ You shall not make carved images and worship them.

___ You shall worship God alone.

___ Honor your father and mother.

___ Remember the Sabbath day and keep it holy.

___ You shall not steal.

___ You shall not murder.

___ You shall not covet.

___ You shall not take the name of God in vain.

___ You shall not commit adultery.

Life Application Questions

1. What are some things we do in church to show that we worship God?

2. What do you think idols refer to today? Can you name some of them?

3. As children of God, we need to learn to be humble and we must not dislike other people. If we dislike someone or have hatred in our hearts, what can we do to change ourselves for the better?

4. We must always remember to put God first in our lives and to follow His commandments, even when it is hard to do. Write about a time when you were faced with a problem and remembered to put God first in your life.
