

Kindergarten

Teacher's Guide & Student Workbook



God's Wonderful Creation



"Then God saw everything

that He had made,

and indeed it was

very good."

(Genesis 1:31)

Year 1 Book 1



This kindergarten Teacher's Guide is dedicated to those who serve God in the children's ministry.
May God continue to grant you wisdom and strength to impact the future generations.

Teacher's Inspiration



Little Acts of Kindness

When Abraham welcomed the three visitors he could not have known the blessings that would flow out of the encounter. Nor can we, as teachers anticipate the results that may come when we reach out in love and kindness to a child or a parent who crosses our path. A phone call, a greeting in the mail, a word of encouragement in the church—we may not think these are extraordinary ways to show kindness, but God can use them to touch hearts and reveal His kindness to people who need just that special encounter.

**“In all things showing yourself to be a pattern of good works; in doctrine showing integrity, reverence, incorruptibility, sound speech that cannot be condemned.”
(Titus 2:7 NKJV)**



God's Beautiful Creation



Welcome to the world of four-and five-year-olds. This year will be an exciting one as your young students are exposed to their first formal teachings from the Bible. Your students will come to you with a variety of backgrounds, both culturally and linguistically, along with how much experience they have had with church and the words of God.

Your students will learn in a variety of ways including visually, kinesthetically, and aurally. This means that it will be very important to use pictures and hands on experiences as you tell the story in order to meet the individual needs of all the students in the classroom. Visuals are good reminders as you review prior lessons and connect them to future ones. Hands on activities will help the students to internalize the lessons and make them more meaningful. It is also vital to ask students to share what they have learned. By letting your students retell the information they have heard, you will be able to see what they really understood, and what might need to be revisited in the future.

Take the time to be involved and get to know your individual students. Try to keep them excited, involved, and focused. As you plan the lesson, it is important to remember to let them have the opportunity to move around or change activities every five to ten minutes since their attention span is only about four to five minutes long. They can come up to the board and point to an answer, give you a thumbs up or thumbs down, whisper their answer to their neighbor, or stand up to answer a question. This can help keep them on task and involved throughout the hour.

This book is designed to be teacher friendly and each lesson follows the same structure. It is very important to read and review the lesson you will be teaching at least one week ahead of time in order for you to prepare the materials you will need. Vocabulary development will be a key step to each lesson at this young age and it would be very beneficial to prepare visuals to go with each new vocabulary word. They can be posted up for the students to review each week. Also, if there are many characters to the story, you might consider preparing visuals for each one so that it is easier for the students to follow along. The last thing you will need to consider is which activities will be best for your group of students. Each lesson contains several for you to choose from. Some of your students will be able to draw on their own, but most will need a lot of help. They will likely work well on activities they can trace, color, cut, or glue.

Remember that all students develop and learn in different ways and at different rates. So be patient, persevere, and have fun as you teach. In the end it will be a wonderful experience for everyone.

C o n t e n t s

<i>Introduction & Contents</i>	<i>A</i>
<i>Your Teaching Procedures</i>	<i>B</i>
<i>Meet Your Life Application Families</i>	<i>C</i>
<i>Understanding Your Students</i>	<i>D</i>
<i>Memory Verses For This Quarter</i>	<i>E</i>
<i>Conveying Jesus Christ to Our Students</i>	<i>F</i>

Unit 1: God's Creation

1.	God Creates the Earth (Days 1-5)	1
2.	God Creates Animals and People (Days 6-7)	9
3.	Adam and Eve Disobey God	18

Unit 2: Adam, Eve, Noah, Abraham, Lot and His Wife

4.	Cain and Abel	27
5.	God Keeps Noah and His Family Safe	35
6.	Abram Lets Lot Choose First	44
7.	Abraham Is Kind to the Three Visitors	53
8.	Lot's Wife	61

Unit 3: Isaac, Esau and Jacob

9.	Isaac, the Peacemaker	69
10.	Esau and Jacob	76
11.	Jacob's Dream	83
12.	Esau and Jacob Forgive Each Other	91
13.	Review	98

Welcome to this exciting opportunity to reach four- and five-year-olds with the wonderful news of God's love. This quarter's lessons focus on God's creation and some famous characters, including, Noah, Abraham, Isaac, Jacob and Esau.



In unit one, they can praise God as the Creator of all things, thank Him for sunshine or rain, and thank Him for the many things He has created to make this a wonderful world for us.

During unit two, they will get to know about Noah and Abraham. Teach them how obedient they were towards God's promises. The children can praise God for keeping His promises, and ask God to protect them as He did Noah.

Unit three offers the opportunity to teach children about love and kindness in regards to the stories of Isaac, Jacob and Esau. It is not too young to start teaching about forgiveness. Just remember: "Train up a child in the way he should go. And when he is old he will not depart from it" (Proverbs 22:6, NKJV).

As you teach this unit, let the theme of each lesson shine through. Make the stories come alive so the children can fully understand and appreciate their teachings. They depend on us, the teacher, to interpret the stories for them. Invite them to learn about God, to share God's love with others, and to grow ever stronger in their faith. We hope you will enjoy growing with the Kindergarten class as you teach them more about the Word of God. Enjoy this new quarter and experience the good news with all the wonder and awe of four-and five-year-olds!



Your Teaching Procedures

1

Hymnal Worship (10-15 minutes)

Purpose: To help the children praise God through hymnal worship.

Procedure: Always start a session in the name of our Lord Jesus. The teacher or assistants will then lead the children in simple hymns, or action rhymes.

2

In-Class Worship (15-20 minutes)

Purpose: To let the children hear a Bible story and respond to its teachings.

Procedure: Say a short prayer in the name of our Lord Jesus. The Bible story may be told to the class as a whole by one teacher, or the class may be broken up into smaller groups with a teacher for each group. There are 3 steps in the In-Class Worship Procedure. They are:

- 1) Bible Story
- 2) Check for Understanding
- 3) Life Application Story

Do not forget to explain the key vocabulary words which are listed in each lesson.

3

Bible Learning Activity (10-15 minutes)

Purpose: Helping your students become familiar with the Word of God is part of a teacher's mission, but an equally important part of the job is helping the students put the Word of God to work in their own lives. The activities have been planned to encourage your students to act upon what they have learned.

Procedure: Let the students work on the Student Activities. (If the activities require group involvement or cutting and pasting, be sure to have assistant teachers.) We have come up with a variety of activities as well as optional ones. Please see what suits your students' needs. End the activity with a concluding prayer.

Meet your Life Application Families

Praise and thank God that each lesson contains a Life Application Story to enhance the objective of the Bible story. We sincerely wish that you go through these family backgrounds before sharing them with the class. Enjoy sharing these stories with your loving kindergartners!

1

The Hayes Family

The Hayes family is comprised of Pastor Hayes, his wife, and their daughters Cathy and Rachel. Cathy is six and Rachel is four. Being typical sisters, Cathy and Rachel get into arguments sometimes and those are the times they remember to rely on God to work out their problems.

2

The Lewis Family

Mr. and Mrs. Lewis have two children named Julie and Tommy. Julie is eight and Tommy is six. Mr. Lewis is often away from home due to his job, so most of the time it is just Mrs. Lewis and the two children at home, at church, etc.

3

The Lopez Family

The Lopez family came to believe through a great miracle. Ricky, the oldest son, was dying from a chronic disease, but Jesus healed him. Through this, the whole family was brought to Jesus. Besides Mr. and Mrs. Lopez and Ricky, there is the youngest son named Juan. Ricky is nine and Juan is six.

4


The Lim Family

The Lim family is a relatively large family, comprised of Mr. and Mrs. Lim and their four children. Nicole, who is seventeen, is the oldest. Lisa, who is thirteen, is in junior high. Benjamin is nine years old and in the fourth grade. Susie is the youngest, at five years old. The Lim family converted from Buddhism some time ago. Nicole and Lisa might remember their former lives, but Benjamin and Susie pretty much grew up in the church.

5

The Marsh Family

The Marsh family are long-time believers in Christ. Mr. and Mrs. Marsh have two children who were baptized as babies. Michelle is seven and John is five. Both children have grown up in the church and have at least a fundamental knowledge of the truth.





Understanding Your Students

Kindergarten Stage (4-5 year olds)

Characteristics

Body

1. Fast development, non-stop activity
2. Big muscles begin to develop (need to stretch hands and feet)
3. Small muscles are developing
4. Vocal cords are developed

Mind

5. Attention span is very limited
6. Limited vocabulary
7. Active imagination, cannot discern between fiction or real-life stories
8. Limited understanding toward time & space
9. Cannot understand abstract explanations
10. Like to listen to stories
11. Can repeat biblical terms but unable to understand the meaning
12. Like to ask questions, strong sense of curiosity

Mood

13. Mood swings tends to occur: students might get angry suddenly; however, they often forget after a few minutes
14. The adult's mood will set the tone; rules must be posted and explained
15. Children are afraid of scary stories

Social Skills

16. Begin to search for likable friends
17. Often quarrel and fight during play time
18. Strong sense of self, often use "I" or "me" in speech

Spirituality

19. Understand Jesus' love through the love from adults
20. Faith towards God is expressed through faith in adults
21. Can learn to know God through worship
22. Have a certain level of understanding towards good & evil

Pedagogic Application

Provide activities that involve physical movements
 Vary activities so the students do not need to sit for too long at one time
 Include more coloring and crafts involving cutting and pasting
 Begin to teach songs that are a little longer and add some hymnal related activities

Limit story-telling time between 5 and 8 minutes
 Use simple words with pictures during lessons
 Hold the Bible when telling Bible stories, relate that the word of God is real and is different from folk tales, legends, or fairy tales
 When describing time & space, use words such as "today," "tomorrow," "a long time ago," "a place far away," etc.
 Do not use abstract ways of speaking
 Tell more edifying stories using pictures and actions
 Do not assume that the children understand the terms that they use
 Check for understanding by asking, "What does ____ mean?"
 Give simple answers to questions asked

Let the students try to resolve their own problems
 If there are situations of anger, teach methods of resolving problems
 Do not emphasize the horror sections of a story, & do not teach children by trying to scare them
 Teachers need to be gentle but firm

Encourage the children to play with everyone, not just a few friends
 Teachers need to be calm & fair when dealing with student problems
 Remind students to share, and to show love toward others; teachers must be fair

Teachers need to show love when dealing with students
 Arrange a suitable level of worship; teach appropriate behavior during worship hours in the chapel
 Teachers need to teach the truth on repentance and how to ask God for forgiveness of sins

Memory Verses For This Quarter



September, October, November

(NKJV)

1. "You created all things." (Rev 4:11)
2. "God created man." (Gen 5:1)
3. "We will obey." (Ex 24:7)
4. "Love one another." (2 Jn 5)
5. "Noah walked with God." (Gen 6:9)
6. "He will be blessed on the earth." (Ps 41:2)
7. "Be kind to one another." (Eph 4:32)
8. "Come to worship Him." (Mt 2:2)
9. "I am for peace." (Ps 120:7)
10. "Love is patient." (1 Cor 13:4)
11. "The Lord is your keeper." (Ps 121:5)
12. "Have peace with one another." (Mk 9:50)



Conveying Jesus Christ to Our Students



The following is a list of Bible truths kindergarteners are able to understand:

1. Praying is like talking to God. We can pray to Jesus anytime and anywhere.
2. Coming to church every Sabbath is to worship God. God loves us when we worship Him.
3. We can learn more about God when we come to church.
4. The Bible is a very special book. It is full of God's word. We love to hear God's word and obey what God tells us.
5. Jesus loves us when we share, obey and give what we have to Him and to others.
6. Jesus is God and He is the creator of all things—our planet and all the people.
7. Because of our wrong-doings (sin), Jesus died for us on the cross. But He promises us that He will come back again. He will take us back to heaven to be with Him.



God Creates the Earth

(Days 1-5)

Overview



Materials You'll Need

- items from nature (flowers, rocks, soil, leaves)
- pencils and colored pencils
- blue and green tissue papers
- paper plates
- white glue and water
- yarn
- sponge brushes
- markers
- magnifying glass and brown paper bags (optional)



Scriptures

Gen 1:1-23

Bible Truth Objective(s)

God created everything in six days; He is powerful; He is worthy of our praise

Behavioral Objective(s)

To thank God for everything through prayer (i.e. praying to God during the day, saying grace before meals and night-time prayer)

Memory Verse

"You created all things." (Rev 4:11)



Bible Knowledge

Days of Creation

First Day

Light (so there was light and darkness)

Second Day

Sky and water (vapors separated)

Third Day

Sea and earth (water gathered); vegetation

Fourth Day

Sun, moon, and stars (to preside over day and night, to bring about the seasons, and to make days and years)

Fifth Day

Sea creatures and birds (to fill the waters and the sky)

Sixth Day

Land animals, and man and woman (to care for the earth and to commune with God)

Seventh Day

God rested and was pleased

The story of creation teaches us much about God and ourselves. First, we learn about God's characteristics: (1) He is creative; (2) As the Creator He is distinct from His creation; (3) He is eternal and in control of the world. Second, we learn about ourselves: (1) Since God chose to create us, we are valuable to Him; (2) We are more important than the animals.

Having created the dry land, God proceeded to create vegetation. God, in His power and wisdom, chose to place within these plants the ability to reproduce by bearing fertile seeds and fruit. Pay special attention that the Lord did not simply call into being a handful of seeds that had to be planted and watered. Rather, He created the fully grown plants and trees, capable of reproducing. The whole process of germination and growth to maturity had taken place in the moment of creation. Also, all of this took place without the benefit of sunlight since the sun, moon, and stars were placed into the heavens the next day. God is truly an amazing God.



Understanding Your Students

Kindergarten children are curious about the world around them. They want to know who made the trees, the birds, and the flowers. They are interested in everything from the tiniest bug to the largest animal. They also want to know about themselves—who made me?

You can help your students realize that God made the world and everything in it, and that God watches over all of His creation with love and care.

While your students usually accept the fact that God made everything, they may not know what the

word “create” means. Throughout the lesson, your class needs to hear that only God can make something from nothing.

Decorate your room so it illustrates to the students that “God is great.” Say to each child as he comes in, “We are happy that you are here today. God is great. God gave us our wonderful world.”

Children are naturally curious; therefore, be prepared to answer the question, “Who made God?” Because of the age of the students, it is okay to tell them that God was here before anything else was. He has always been here and will always be here. It doesn’t have to be complex.



Vocabulary

Create

to make something out of nothing



Before You Teach

Because the first few lessons tell something of creation, you might want to consider having a “Nature Center” each week during this unit. You will see how each of these lessons lend themselves to a different emphasis in nature each week. You could keep some of the items from week to week and add on something new for each lesson, or make it completely different each time.

For today’s lesson you will want living, growing items—plants, flowers, or even vegetables. As you share the different days of creation, you may wish to include the following to enrich the students’ learning:

1. Bring books from the library about plants. Share information about plants that are grown in other parts of the country and the world.
2. Show the students how seeds are planted and how God provides rain and sun to help things grow. Show seeds and then the “finished products”: tomatoes, marigolds, slices of bread made from wheat. If time permits, you could allow the children to plant seeds in a small container. Encourage them to water the seeds every week as they watch them grow and bloom.

3. To make the creation of plants and animals more fascinating, you may wish to feature the various terrain of the earth, and also feature the beauty of the ocean deep. Bring in plenty of books on ocean life, desert life, and also rain forest life. Let the children explore these books, and discuss the brilliance of God’s creation.
4. During the weeks you are covering this unit, you may also want to have the children bring in magazine cut-outs or drawings of plants or animals they feel are truly amazing. Create an ocean mural, or a desert mural, or a rain forest mural, and have the children place these cut-outs onto these murals. Talk about how these animals have been especially made by God, and discuss the special qualities God has given these plants and animals.
5. You can also show pictures from a storybook about God’s creation. Emphasize that only God could have made our wonderful world. Let the students be thankful to God for the wonderful things He has made.
6. In preparation for the Bible story about the seven days of God’s creation, have a long strip of butcher paper or two posterboards connected the long way. Use a marker to section off your blank paper into seven parts representing the seven days of creation. Above each section, write the days, from 1 to 7. For example:

Day 1	Day 2	Day 3	Day 4	Day 5	Day 6	Day 7
-------	-------	-------	-------	-------	-------	-------

Also make available pictures of God's creations with tape already fastened on the back. As you tell the story, put up the pictures for each day of creation. Be sure to leave enough pictures of animals and vegetation for each child to have a chance to

also participate by adding to the paper mural. After the story, post this mural on the classroom wall. You may leave the last two days blank to be continued the following week.



Bible Story

Children, what do you see? (Show a picture of darkness, put up a big piece of black construction paper on the board or switch off the lights if the setting permits.) Explain that the world was once like this a long, long time ago. There was no bright sun shining during the day, no little stars twinkling at night, no beautiful flowers for us to look at in the spring time, no birds flying in the air, and no boys or girls living on the earth. Everything was empty and dark. There was nothing except the almighty God. Today, we are going to learn about how God created everything in the world, out of nothing. God had a wonderful plan.

God Creates Light

God saw that the world was dark and empty so God said, "Let there be light," and there was light. (Take away the picture of darkness, remove the construction paper from the board or switch the lights back on.) God called the light "day" and the darkness He called "night." What do you do during the day? (Let the students answer.) It is really wonderful to have light so that we can do all these things. However, what should we do after we are tired from work and play? (Let the students answer.) Yes, God created the night in order for us to rest and sleep quietly. So God gave the world light and He did this on the first day.

God Creates the Sky and Water

On the second day, God spoke and then there was the sky high above and the waters down below. Before this, there was just light and darkness. Now, it looked a little bit more like the earth. But some things were still missing.

God Creates the Land, Seas and Plants

Next God said, "I will gather the waters on the earth into one place." This means that the waters came together and became the oceans, seas and lakes. They were filled with nice, cool water. Then God said, "Let dry land appear." And that's what happened. There were tall, tall mountains and also flat lands. The land was made of soil, sand and rocks. Before this, there had been only light and darkness, but now there was the sky, land, and water, too! God looked at what He had made and said, "This is good."

Now there were rocks and soil on the earth but nothing else. What colors are rocks and soil? (Let students respond.) They are dark and brown. So God said to the earth, "Let there be vegetables, plants, and fruit trees." Then green grass appeared. Soon plants and flowers of all colors were growing everywhere. There were also all kinds of trees. Some were very tall and some were short. Some trees grew delicious fruit like oranges and apples. Now there were many colors in the world and many plants and flowers that smelled sweet. God did all this on the third day.

God Creates the Moon and the Sun

God looked around at the world He was making, but He was not finished yet. He said, "Let there be light in the sky—a big light to watch over the day and smaller lights to watch over the night." What do you think happened? The sun appeared in the daytime sky and the moon and stars appeared in the night-time sky. God looked at the lights He had placed in the sky. "This is good," God said. These lights can help us see during the day and also at night. They can also tell us how long a day is. God made the sun, moon, and stars on the fourth day.

God Creates the Sea Creatures and Birds

God looked at all of the lakes, rivers, and oceans, and He said, "Something is missing. I want them to be filled with all kinds of fish and other creatures, both big and small." Soon the lakes and rivers were full of big fish and small fish. There were also starfish, seahorses and jellyfish. (Ask students to share any other sea creatures they might already know.) The oceans were full of really big creatures too, like whales and sharks.

Then God looked at the blue sky that stretched wide above the earth. "Something is missing," God said. "I want the skies over all the land and oceans to be filled with birds of every kind." And can you guess what happened next? God filled the sky with birds. Some of them were more than one color, like peacocks. Some of them sang pretty songs, like canaries. Some liked to stay where they could catch fish, like seagulls and pelicans. God loved all the swans, ducks and chickens too because He made

them all. And He made the sea creatures and birds on the fifth day.

God's Wonderful Plan

Today, we learned about the things God made from nothing. Before God created anything, there was just darkness everywhere. But when God spoke, light appeared. The sky and waters appeared. God also shaped the mountains and gave us land. He made the oceans and lakes for us too. He made the green grass and colorful flowers. He also made trees and fresh fruit that grew upon them. But that was not all. He also told the sun to shine and the moon and stars to come out at night. He made the fish to swim in the seas and birds to fly and sing in the air. And God did all of this in five days. In the next lesson, we will learn about how God created two more important things in the world. We are so thankful to God for making such a wonderful place for us to live in!



Check For Understanding

1. **What did God create on the first day when the world was dark and empty?** (Light.) **What would happen if there were no light in the world?** (We could not see anything.)
2. **What did God create on the second day, after the light?** (The sky and waters.) **What would happen if there were no water in the world?** (We could not drink or swim.)
3. **What did God make on the third day, after the sky and water?** (The land and seas and plants/trees.) **What would happen if there were no plants and trees in the world?** (It would not be very beautiful and there would be no food or homes for many animals.)
4. **What did God create on the fourth day, after He made the plants?** (The sun, moon, and stars.) **What would happen if there were no sun, moon and stars in the world?** (We could not see during the day and at night.)
5. **What did God make on the fifth day, after the sun and the moon?** (The sea creatures and birds.) **What would happen if there were no sea creatures or birds in the world?** (We could not enjoy them or have certain foods to eat.)
6. **Can you name some of the sea creatures and birds God has made?** (Let students answer.)



Life Application Story

The Thunderstorm

Boom! Boom!

One night there was a thunderstorm. Mrs. Lewis was reading bedtime stories to Julie and Tommy in the family room when the lightning and the loud noise of thunder struck all of a sudden. Julie and Tommy were so scared that they hugged their mom as tight as they could. They even closed their eyes.

After a few seconds, when the noise had gone away, Tommy slowly opened his eyes and asked, "Mom, why are there thunderstorms? They make me scared!"

"Well, God created thunder and lightning just to let us know that He is in heaven watching over us and protecting us from any harm. You know, Tommy and Julie, a thunderstorm is like a sign from God to let us know that He is going to send down rain to water the plants on the earth so the flowers and trees can grow."

"Mom, will you tell us again the story of how God made everything?" asked Julie.

That night, Mrs. Lewis told Julie and Tommy

the story of God's beautiful creation from the Bible. The children were amazed at how God created the earth, and everything in the earth. After Mrs. Lewis told the children the story, they were not as scared as they were before. Both Tommy and Julie knew that God made everything because He loves us. Before going to bed, both Julie and Tommy asked God to protect them from the loud thunderstorm. But they also thanked God for creating so many plants, trees, and flowers for them to look at.

Questions to Think About

1. **What were Julie and Tommy scared of?** (The thunderstorm.)
2. **Who created everything, including the earth?** (God)
3. **God created everything for a reason, even a scary thunderstorm. How does rain help us?** (The water will help the plants, trees and flowers grow.)
4. **What can we do if we are scared of thunderstorms?** (We can talk to our parents about it and pray to God about it. God doesn't give us thunderstorms to scare us, but when we find that some things are scary to us, we can ask God to help us not be scared.)



Activity 1

Look at What God Created

Let the students look at the pictures and see what God created. Encourage them to write the word(s) in each picture box by tracing the letters. Be sure to say the words out loud. Encourage the students to be thankful to God for everything that has been created for them.

- | | |
|------------------|--------------|
| 1. Darkness | Light |
| 2. Sky | Water |
| 3. Sea/Mountains | Plants/Trees |
| 4. Sun | Moon |
| 5. Birds | Fish |



Activity 2

How Many Fish and Birds?

Look at the picture, how many birds are there? (5) How many fish are there? (8) Who created all these for us? (God) The students can color in the picture.



Activity 3

God Made Our Beautiful World

Materials:

1. Blue and green tissue paper
2. Paper plates
3. White glue and water (mix in equal parts)
4. Sponge brushes

5. Markers
6. Yarn

Directions:

1. Tear tissue paper into 1" to 2" pieces.
2. Brush the glue and water mixture over the center of the plate.
3. Glue the tissue paper pieces in the center of the plate, leaving enough room around the edge for writing. Overlap the tissue pieces as you place them over the glue.
4. Brush the glue mixture over the tissue pieces to ensure they stick.
5. Use markers to write "God Made Our Beautiful World" around the rim.
6. Punch a hole near the top of the paper plate and tie a piece of yarn to the plate so the students can hang it.



Optional Activity









Look at Nature

Materials:

1. Items from nature such as rocks, leaves, blades of grass, flowers, twigs, shells, etc.
2. Several magnifying glasses
3. Brown paper lunch bags

Directions:

1. Lay out all the nature items on a table with plenty of room between each item. Let the children look at the objects through magnifying glasses.
2. Talk with the children about what the items look like up close: how they feel, how they smell, how they are alike, and how they are different. Only God could make so many things for us to enjoy.
3. If the weather permits, you might take a walk outside around the church or to a nearby park. Have the children take the brown paper bags and collect nature items to take home. Be sure to talk about God's creation during the activity.

darkness	light
 <p>sky</p>	 <p>water</p>
 <p>mountains and seas</p>	 <p>plants and trees</p>
 <p>sun</p>	 <p>moon</p>
 <p>birds</p>	 <p>fish</p>

Activity 1:2


How Many Fish and Birds?

Look at the picture.

How many birds are there? _____

How many fish are there? _____

Who created all this for us? _____



God Creates Animals and People (Days 6-7)

Overview



Materials You'll Need

- yellow posterboard or yellow construction paper
- brown crayons
- scissors and glue
- black yarn
- wooden spring clothespins
- white paper
- stamp pad
- watercolors or tempera paint
- magnifying glass



Scriptures

Gen 1:24-2:7, 2:19-25

Bible Truth Objective(s)

God created animals and people; we are made in God's image; God rested on the seventh day and made it holy

Behavioral Objective(s)

To thank God for making us and our families by worshipping Him; to love God with all our hearts

Memory Verse

"God created man." (Gen 5:1)



Bible Knowledge

Animals

There are three basic categories of animals: live-stock—those that can be tamed; movers along the ground—reptiles, worms, and smaller animals; beasts—the roving and wild animals of the forests and plains.

Adam and Eve

God made both man and woman in His image. Neither man nor woman is made more in the image of God than the other. From the beginning the Bible places both man and woman at the pinnacle of creation. Neither sex is exalted, and neither is unappreciated.

God could have made Eve from the dust of the ground, as He made Adam. But God chose to make Eve from the man's flesh and bone. In doing so, He illustrated for us that in marriage man and woman symbolically become one flesh. This is a mystical union of the couple's hearts and lives. Throughout the Bible, God tells us the goal in marriage should be more than friendship; it should be oneness. God

instituted marriage and it has three basic aspects:

- 1) the man leaves his parents and, in a public act, promises himself to his wife;
- 2) the man and woman are joined together by taking responsibility for each other's welfare and by loving the mate above all others;
- 3) the two become one flesh in the intimacy and commitment of sexual union, which is reserved for marriage.

Humans are made in God's image and thus share many of His characteristics. Human worth is not defined by possessions, achievements, or physical attractiveness. Human worth is based on the virtues and moral standard of God. We need to reflect God's glory through our words and deeds. We are very valuable in God's eyes. To have dominion over something is to have absolute authority and control over it. God has ultimate dominion over the earth. When God gave this responsibility to the people He made, He expected us to take responsibility for the environment and the other creatures that inhabit our planet. We must be careful in fulfilling this duty.



Understanding Your Students

Children at this age usually focus on the concrete and the evident. They may find it hard to turn to God with thanks, because they may not really see that it is God providing them with food, clothing, shelter, and such. What the children most likely see is that it is mom or dad paying for their clothing, toys, and food. We need to stress that God is the one who supplies all of our needs, even the needs of our parents, but we should also thank God for providing these things to us through our parents.

Remind them of the things that only God could

have provided, such as the sunshine, the rain, the air we breathe, the trees, the flowers, the beautiful mountains, oceans, animals, and even the people we love. Then the children may have a stronger perception of the greatness of God. Talk about the fact that since God has created everything, He knows just how everything is inside and out. Because He is the Creator of everything, He knows when we are happy, sad, or even in need of something. He knows these things even when we may not feel comfortable talking about them out loud to anyone else. Teach that God knows our hearts and minds, and He hears our prayers, so we should turn to Him for our thanksgiving and our needs.



Vocabulary

Adam

the first man God created

Eve

the first woman God created

Garden of Eden

a beautiful place where Adam and Eve first lived

Blessed

to make something special

Sabbath

the seventh day, Saturday, a day of rest as commanded by God



Before You Teach

Use the creation mural you made last week and be sure to review the first 5 days of creation. It will help to bring in pictures of each day so that the students can have a visual and follow the story better. Pictures of different animals could also be brought in since today's lesson covers animals and people. You could share amazing facts about certain animals to capture the imagination of the students. The following are some ideas you might use in the lesson. (Some of them are multiple choice.)

1. **Which is the biggest bear? The black bear, panda bear, or polar bear?** (The polar bear; full grown males are 8.5 ft long.)
2. **Which is the biggest cat? A lion, tiger, or bobcat?** (The tiger can measure up to 10 ft long, including the tail.)
3. **How tall is a giraffe? 5 ft, 18ft, or 100ft?** (18 ft or 5.5 m; it has seven long bones in its long neck.)
4. **How can you tell a crocodile from an alligator?** (A crocodile's teeth stick out when it shuts its mouth.)

5. **What do sea turtles eat?** (Clams, shrimp, snails, jellyfish and sea grass.)

* If you have the "Creation Mural" from last week, provide various pictures of animals and the first couple. As you tell the story, tape on one or two animals for the sixth day. You can also invite your students to choose a picture of an animal and stick it on the mural. Post the pictures of a man and a woman last.



Bible Story

The First Five Days

During the first five days, God created many things. He spoke and there was light. Then the sky and waters appeared. God made the mountains and the seas. He made green grass, and many plants, trees and flowers too. God also made the sun to shine in the day and the moon and stars to come out at night. But that was not the end of God's wonderful plan for our world. He made fish of all sizes to swim in the waters. He also made birds to fly and sing in the air. (You could ask students to share one favorite thing God has made.)

God Creates the Animals

After the fifth day, God looked at the land He had made, and He said, "I want animals to be all over the land." And so He filled the earth with many different animals. Some crawled and crept, like snakes and ladybugs. Some jumped and leaped like grasshoppers and frogs. Some were large like elephants and others were tall like giraffes. Some were loud like lions and tigers. Everywhere God looked, there were beautiful animals. It was almost like going to the zoo, except that the animals were free to go wherever they wanted. Some lived in the mountains, while some lived in the desert. Others liked the mud and some stayed in the jungles. Why do they have different homes? (Let students answer.) Even though each animal was different, God had made them all. God looked at all of the beautiful animals He had made and said, "I like them. They are good." Now, this was the sixth day.

God Makes Adam-the First Man

But God was not finished with the sixth day yet. After He made His beautiful world and all the animals in it, God said, "Let's make someone to care for my wonderful world!"

Then God took some dirt and made the very first man. He breathed into his nose and he became alive. Now, this man could walk and talk. God named him Adam. Then God took Adam and put him in a beautiful garden called the Garden of Eden. In this garden were all the things God had made, like the rivers, flowers and trees. Adam gave each animal its name and took care of God's wonderful world.

God Makes Eve

God said, "Adam needs someone to help him and be with him so he won't be alone." God made Adam fall asleep, and while he was sleeping, God made a woman to be Adam's wife. Adam called the woman Eve. Eve was a good helper for Adam.

God told Adam and Eve, "Take care of all the fish, birds and animals that live on the earth. Take care of the plants and trees, too. When you are hungry, you can eat the fruit that grows on the trees and the plants that grow from seeds."

So Adam and Eve did what God said. They also cared for the animals, the plants and trees.

Adam and Eve Enjoy Living in the Garden of Eden

Adam and Eve liked the Garden of Eden that God gave them. They liked the food that grew there. They enjoyed naming and playing with the animals. All the animals that God made were good friends of Adam and Eve. There were little birds singing their songs in the trees. Rabbits, squirrels, puppies, and giraffes all came to play with Adam and Eve. The huge elephants came stomping and flapping their big ears, the tiger and lions did not bite or harm them—they were very friendly. Adam and Eve were very happy!

They enjoyed talking to God and doing His work. They also used the voices God gave to them to say, "Thank you God for this wonderful world." And God made the animals and people on the sixth day.

God Rests on the Seventh Day

At the end of the sixth day, after God made all the animals and Adam and Eve, He looked at everything and saw that it was good. So on the seventh day, God ended His work and rested. That means, on the seventh day, He did not create anything. Everything that we see in the world had already been made. God blessed the seventh day and made it a special day. This special day is called Sabbath. On this day, we come to church and praise God. We also rest from our work and come to spend time with God, by going to classes, listening to Bible stories and singing songs to tell God how much we love Him.

God Loves Us Very Much

God made the world a long, long time ago. Adam and Eve were created a long time ago. Today, there are many people in the world, all kinds of different people. We have different colored hair. We wear different kinds of clothes. We eat different kinds of food. We do different kinds of work. But God made all the people in the world and He loves every single one of them. God loves



Check For Understanding

1. **What did God make on the sixth day, after the fish and birds?** (Animals and people.)
2. **What would happen if there were no animals in the world?** (We could not enjoy them, have certain foods to eat, have certain pets or go to the zoo.) **Can you name some of them?** (Let students respond.)
3. **What were the names of the first man and woman?** (Adam and Eve.)
4. **Where did God put them?** (The Garden of Eden.)

us, too! He made everything for us to enjoy. We have wonderful food to eat, great friends to play with and parents who take care of us. Let us praise God and give thanks to Him for giving us all that we need.

5. **What did God tell Adam and Eve to do?** (Take care of the world by feeding the animals and caring for the plants.)
6. **What would happen if God did not make people?** (We would not be here today.)
7. **What did God do on the seventh day, after He made everything?** (He rested.)
8. **Can you draw out the things that God made for us in the seven days?** (Provide paper and allow students to freely draw what they remember from last week and this week; keep in mind that students will need help drawing at this age.)



Life Application Story

The New Baby

Juan walked into the hospital room, and saw his mom lying on a bed, holding something wrapped in a pink blanket. Mrs. Lopez smiled and held the blanket up, and Juan saw the face of a little baby. "Juan, meet your new sister, Elisa Christina Lopez."

He hurried to the side of the bed and peeked at the face of his new sister. She blinked her eyes, yawned, and closed them again. Juan laughed. "I like her," he said. His smile faded. He looked around.

"Wait a minute ... where did you get her?" he

asked. Mr. Lopez laughed.

"She came from Mommy," he said. Juan smiled.

"She was inside Mom's big belly, right?" Mrs. Lopez smiled and patted her belly.

"Yes, she was hiding in here the whole time."

Juan paused. "Who put her in there?" he asked. Mr. Lopez took Elisa into his arms.

"God did," he said. Mrs. Lopez took over. "God saw that you needed a baby sister, so He created Elisa, just for us. Then He put Elisa into Mommy's tummy, and told Mommy to wait a little before letting Elisa come out."

Juan thought for a moment. "So Elisa is also God's baby?" he asked. Mrs. Lopez sat Juan on her lap, and said, "Yes Juan. We're all God's babies. God made all of us."

Juan was surprised. "You mean I lived inside your belly too?"

"Yes. God made you and put you inside Mommy, just like He did with Elisa," said Mr. Lopez.

Juan understood. "Oh!" he said. "So Mommy, you came from Nana's tummy, and Daddy came from Grandma's tummy!"

"Yes," said Mr. and Mrs. Lopez together.

"But we all started off in heaven, with God," said Mrs. Lopez. "God made us all special in our own ways. Nobody in the world looks or acts exactly like you, Juan, and no one in the world is like Elisa either."

"You are original, one of a kind," said Mr. Lopez, giving Juan a big bear hug.

"And you, baby girl," said Mrs. Lopez, giving Elisa a kiss, "are beautiful, special, and wonderful, just like your big brother."

"But not exactly like me!" said Juan, giggling.

"Juan, do you know who Adam and Eve are?" asked Mrs. Lopez.

"Yes!" said Juan, "But tell me about them again!"

"Alright," said Mrs. Lopez. "When God finished making the world, it was beautiful. It was filled with animals, oceans, trees, and mountains. But God knew something was missing. So He created the very first man on earth, and named him Adam. Then God created Eve to help Adam. Together, they had many, many children, and that was how families began on this earth."

"Wow," said Juan, "So our great-great-great-great-great-grandparents are Adam and Eve?"

"Yes. That's how we all started out," said Mr. Lopez.

"Let's pray together," said Mrs. Lopez, "to thank God for the new baby, to ask Him to watch over all of us, and keep Elisa happy and healthy."

So the Lopez family prayed, and God listened and watched over them.

Questions to Think About

1. **What surprise did Juan get when he went to the hospital to see his mommy?** (A new baby sister.)
2. **Who created Juan's sister?** (God)
3. **Who are the people in your family?** (Let students answer.)
4. **How does your family take care of each other?** (Let students answer.)
5. **Who gave us our family?** (God)
6. **What can we do to thank God for giving us our family to take care of us?** (Pray, come to church and learn about His stories, listen to our parents.)



Activity 1

God Made the Giraffe

Materials:

1. giraffe pattern
2. yellow posterboard or yellow construction paper
3. brown crayons
4. scissors
5. glue
6. black yarn
7. wooden spring clothespins (two per student)

Directions:

1. Trace giraffe pattern onto posterboard or construction paper. Cut out one for each child. Cut yarn into 2 inch (5 cm) lengths—one for each child.
2. Use crayon to color brown spots on giraffe's body.
3. Glue yarn in place for tail.
4. Fasten clothespins to body to make legs.
5. Fold neck of giraffe accordion-style on the folded lines (see sketch).
6. Tell your students that God created all the animals. One of them is the giraffe. We should always give thanks for all the wonderful animals He created for us.



Activity 2

God Creates Adam and Eve

Look at the picture. Who is Adam and who is Eve? Color the picture. Write down "God _____ (made) Adam and Eve."



Optional Activities

The purpose of these activities is to let your students know that God made them.

I am Special to God Fingerprints

Materials:

white paper, a stamp pad, watercolors or tempera paint, pen, and magnifying glasses.

Directions:

1. Provide a piece of white or light-colored construction paper for each of your students. Print the words, "I Am Special!" at the top of each paper.
2. Press each students' index fingers on the stamp pad or paint his index finger with the watercolors or tempera paint. Then help your students press their fingers on the construction paper.
3. Show your students how to look at their fingerprints through a magnifying glass to see the many lines. Talk about how each fingerprint is different. Tell them that everyone has his or her own special fingerprints. No one else has one like it in the whole world! Even though God has made many, many people, each one of us is different to Him. We are not like anyone else. We are special to God.

God Created Me

Unroll a length of butcher paper and have your students lie down one at a time. Trace around the student's body (legs and arms spread apart). Cut the figure from the roll and let the student color his own figure, using appropriate crayons for the color of his hair, eyes, and clothes. When finished, post each "person" up on the wall with hands touching hands. Print the words, "God Created Me!" on a



Activity 3

How Do We Worship God?

Look at the picture. What is the little girl doing? She is praying to God. That is one way to worship our God to thank Him for creating us. Fill in the blank, "I _____ (pray) to God." Then color in the picture.

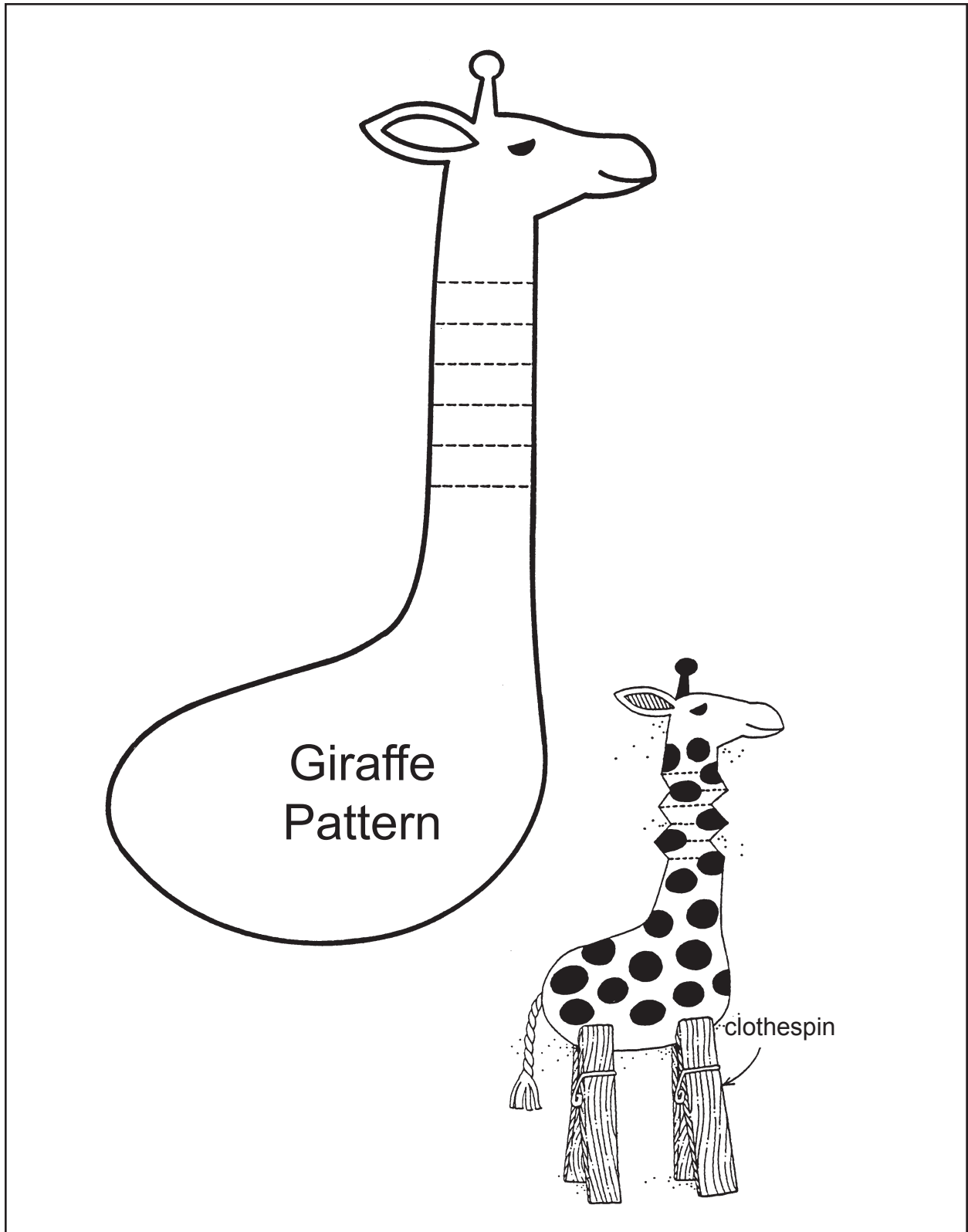
length of paper and place the sign above the "people." Tell the students that God made you, and God made me. He gave us our eyes, hair, ears, and everything else. He made us alike in some ways, and He made us different in other ways. God created all the people in the world.

We Are the Same and Different

Ask your students to hold hands and form a circle, then sit down in a circle. Tell the students they will be playing a game where they will need to know their right hand from the left. Tie a piece of yarn around the index finger of everyone's right hand to help them remember. Practice raising the right and left hands. Before starting the game, talk about how God has made each of us alike in some ways and different in other ways.

Directions:

1. Each of us was made special by God. Have everyone put their right hand in the circle.
2. Ask your students how their hands are alike. (five fingers, attached to an arm)
3. We all have fingers. Let's count our fingers.
4. What else do we all have on our hands? (fingernails, knuckles)
5. How are our hands different? (shorter, longer, thinner, light/dark skin)
6. What can we do with our hands? (allow for responses)
7. Do we do some things with one hand? With two hands? (allow for responses)
8. Who made our hands and arms? (God did. God made each of us look alike in some ways, but different in other ways. We are made very special by God.)



Activity 2:2


God Creates Adam and Eve

Look at the picture. Who is Adam and who is Eve?

God _____ Adam and Eve.



How Do We Worship God?



I _____ to God.

Adam and Eve Disobey God

Overview

Materials You'll Need

- pinwheel pattern
- construction paper
- scissors
- paper fasteners
- pencils with eraser tops
(one per student)
- markers
- glue



Scriptures

Gen 2:15-17, 3:1-24

Bible Truth Objective(s)

Adam and Eve disobeyed God and they were driven from the Garden of Eden; God knows everything

Behavioral Objective(s)

To obey God's word by praying to Him and listening to our parents

Memory Verse

"We will obey." (Ex 24:7)



Bible Knowledge

Satan

Satan at one time was an angelic being who rebelled against God and was thrown out of heaven. As a created being, Satan has definite limitations. Although he tempts people and leads people away from God, God promises that Satan will be destroyed.

Disguised as a crafty serpent, Satan came to tempt Eve. Satan tempted Eve by getting her to doubt God's goodness. He implied that God was strict, stingy, and selfish for not wanting Eve to share His knowledge of good and evil. Satan misled Eve and told her that she could become more like

God by defying God's authority, and deciding for herself what was best for her life.

Self-exaltation leads to rebellion against God. As soon as we begin to leave God out of our plans, we are placing ourselves above Him. This is exactly what Satan wants us to do.

Garden of Eden

The Garden of Eden is also referred to as the "garden of delight" (in Hebrew, *adan* means "delight"). Therefore, many people also call this garden a place of paradise. Although there are specific references to rivers and regions (Gen 2:8, 10, 15; 3:23, 24; 4:16), only the Euphrates and Tigris can be identified with certainty. Therefore, the exact location of the garden is unknown.



Understanding Your Students

Disobedience is a very serious sin for grown Christians, for it is a willful challenge against God's commands. However, for young children, disobedience may be a rather normal display while they learn how to relate to those around them. God

gave us His commandments out of His love for us so that we may prosper within His limits and stay away from danger. Likewise, children need boundaries and rules to feel cared for and safe. Nevertheless, as a child gains more understanding, it is very likely that he will want to test the limits the adults set for him. He may question what would happen if he did not listen. Or, he may sim-

ply disobey on purpose just to see what will happen. It is crucial for you, his RE teacher, to know what to do in such a situation. Follow God's example while dealing with Adam and Eve's disobedience. 1) Let the students realize that he has done something wrong. Teach your students the meaning of repentance and asking for forgiveness from God. 2) Allow a chance for restitution. If at all possible, let your students repair the damage they have done (i.e. clean up the mess, put a bandage



Vocabulary

Satan

God's enemy; Satan wants us to not listen to God

Tempt

when Satan tries to make us do something bad

on the person who got hurt, say sorry, etc.). 3) Apply appropriate punishment. Let the students know the consequence of disobedience ahead of time (rules and consequences need to be communicated often) so that they know why they are being punished. Be sure to keep your anger in check at all times. It is important for teachers to remain calm. Keep your eyes open and use every opportunity as a window for precious learning.

Naked

not wearing any clothes

Obey

to listen to someone else, to follow the rules

Curse

to say that something bad will happen

The tree of the knowledge of good and evil

Adam and Eve could not eat from this tree because God told them they would die



Before You Teach

In Genesis, God tells Adam and Eve that they can eat from any tree in the garden except for one, the tree of the knowledge of good and evil. The Bible doesn't record what kind of fruit tree this tree of knowledge was; only that it was planted in the "midst of the garden" and by eating the fruit, it would bring about death. It is uncertain exactly what kind of knowledge its fruit brought forth. It could have been moral judgment, sexual understanding or even worldly knowledge. But the most important function of this tree was to test Adam and Eve's obedience to God. Ultimately, they failed the temptation and were cast out of the Garden of Eden.

Similarly, not much is known about the tree of

life until it is mentioned in Genesis 3:22-24. In fact, it is mentioned only after Adam and Eve sin. This means that Adam and Eve had access to eternal life all along, but they did not realize it until it was too late. They were eventually driven out of the garden for their disobedience.

Today, we are also called to obedience. Like Adam and Eve, we only need to follow God's commands and perform His work. This is the same as eating from the tree of life. It is actually a very simple, black and white concept. If we obey, we have eternal life. This is God's promise. Unfortunately we tend to complicate our lives and create many gray areas of living. This is what Satan wants for everyone. He is constantly tempting us to sin, so that we may have no part in God's heavenly kingdom. Let us remember to obey God's word so that we may forever eat from the tree of life.



Bible Story

The Tree of the Knowledge of Good and Evil

Adam and Eve were happy living in the Garden of Eden. It had everything they needed. There were beautiful mountains to climb and flowers to smell. They had cool water to drink when they were thirsty and to splash in when they were hot. There were many animals to care for. They could see the

stars twinkle in the sky at night. But most of all, Adam and Eve enjoyed walking and talking with God. He was their friend.

God said to Adam, "You may eat fruit from any tree of the garden, except for one. You can not eat the fruit from the tree of the knowledge of good and evil, the tree that is planted in the middle of the garden. If you eat it, you will die." When Adam and Eve heard God's words, they obeyed and did not eat from the tree.

The Snake Tempts Eve

One day, Eve was walking in the garden, looking at all the beautiful trees and plants. Can you guess what she saw as she was walking? She saw a snake. Now this was not just any snake. It was Satan disguised as a snake.

The snake asked Eve, "Did God really tell you not to eat any of the tasty fruit from the tree in the middle of the garden?"

Eve answered the snake and said, "God said we can eat from any tree in the garden except for the tree in the middle of the garden. He said if we do, we will die."

The snake said to Eve, "Eat some fruit from the tree. It is tasty."

Eve thought about it for a moment but then said, "No, God told us that we will die if we eat the fruit from the tree."

But the snake lied to Eve saying, "No, you will not die! If you eat the fruit, you will become smart, just like God."

Eve looked at the tree. Oh, how beautiful the fruit looked! She wanted to become smart like God, so Eve listened to the snake. She picked a fruit from the tree and ate it. It tasted delicious. So she took down another fruit and gave it to Adam. Adam also ate the fruit.

Adam and Eve Sin

After Adam and Eve ate the fruit, their eyes were opened and they knew they were naked. Before they ate the fruit, they were happy in the garden. They did not mind that they did not have any clothes on because that was how God made them. No one laughed at them and they did not laugh at themselves. But after they ate the fruit God had told them not to eat, they looked at themselves and knew they had no clothes on. So they sewed fig leaves together to make clothes.

Adam and Eve Are Afraid

Not very long after they ate the fruit, Adam and Eve heard God walking in the garden, and they were afraid because they had disobeyed God. They quickly went to hide. What do you think happened next? Do you think they could hide from God? (Let students respond.) It is hard to hide from God because God knows everything. He knew that Adam and Eve had done something wrong and were hiding. He knew they were afraid because they ate the fruit

that God had told them not to eat.

God called out to Adam, "Adam, where are you? Why are you hiding from Me?"

Adam was scared but he said to God, "I was afraid because I heard you coming."

So God asked him, "Did you eat the fruit from the tree in the middle of the garden? I told you not to eat the fruit."

How do you think Adam answered God? He did not say he was sorry. He did not say he disobeyed. Instead, he said, "The woman gave me the fruit to eat."

When Eve heard this, she was also scared.

God asked her, "What have you done?"

Eve said to God, "The snake said it was okay and so I ate some."

God said, "You have not listened to my words. You have eaten the fruit that I told you not to eat. You can not stay in the Garden of Eden anymore. Both of you will have to leave. You will have to work very hard all your life so that you may have food to eat."

Then God made some clothes for them out of animal skin and sent Adam and Eve away from the garden.

God Curses the Snake

As for the snake, God said, "Because you lied and caused Adam and Eve to be driven out of the Garden of Eden, you will crawl on your belly forever and you shall eat dust from the earth."

Listen and Obey

Adam and Eve were sad that they could no longer live in the Garden of Eden. They loved it there and were very happy. They were sad that they had eaten the fruit they were not supposed to. But now it was too late. God had already sent them away and they would never be able to go back to their garden home. Wouldn't it have been wonderful if they had obeyed God and not eaten the fruit from the tree of the knowledge of good and evil? Then they could stay in the garden forever. Now, they had to work hard every day because there was no longer all sorts of food for them to eat outside the garden.

God gives us rules to follow because He knows what is best for us. We need to listen to His words and obey what He teaches. If we obey, God will be with us all the time. Let us pray to God to help us obey Him and listen to what He wants us to do.



Check For Understanding

1. **What did God tell Adam and Eve about what they could and could not eat?** (They could eat all the fruit except the fruit from the tree of knowledge of good and evil.)
2. **Who talked to Eve and told her to eat the fruit?** (Satan disguised as the snake.)
3. **What did Satan say to Eve?** (If you eat the fruit, you will become smart just like God.)

4. **What did Eve do after she ate the fruit?** (She gave some to Adam.)
5. **Who was very angry at Adam and Eve?** (God)
6. **What did God say to them?** (God told them they had to leave the beautiful garden because they did not obey His words.)
7. **How do you think Adam and Eve felt?** (Sad)
8. **What did God say to the snake?** (It had to crawl on its belly and eat the dust of the ground because it tricked Adam and Eve.)
9. **What can we do to obey God?** (Allow students to answer.)



Life Application Story

The Dessert

One evening, Benjamin Lim was doing homework in his room. Mr. Lim came home with a big box. As Ben ran out to give him a hug, he asked, "What's in the box, Dad?"

"A surprise!" said Mr. Lim. "Since you've been so obedient these past few weeks I bought a yummy dessert for tonight."

"Mmmmm ... delicious!" said Ben. "Can I have a little taste?"

Mr. Lim laughed. "Sorry, Ben. This has to be saved for after dinner. But I had a feeling you might be a bit hungry, so I brought home some fresh strawberries and blueberries. You can have some of these first."

Ben shrugged. "Oh, all right ... I guess I can wait until after dinner to have some dessert."

Mr. Lim smiled. "Thanks, kiddo," he said. "Well I've got to go over to Aunt Marilyn's house for an hour. She needs help with her new dishwasher. But I'll be home before dinner. Help set the table for dinner and make sure you tell Mom about the dessert when she gets back in a little bit."

"I will," promised Ben as Mr. Lim left.

Ben drew pictures and read some books as he munched on some strawberries and blueberries in

the kitchen. He felt a little thirsty so he went to get a glass of milk. As he drank it, the pretty dessert box caught his eye. He walked over to it. "A little peek wouldn't hurt ... and Dad will never know," he thought to himself as he opened the lid.

And there sat a magnificent cake. There were three rich layers of vanilla cake, covered in chocolate icing and topped with whipped cream. Ben's mouth watered. He was so hungry and the cake looked so good.

If he snuck a little piece from the bottom, no one would notice. A little voice in his head told him it was wrong. He had promised his father he would save the cake for them to enjoy together, but another voice told him to just take a small bite. He was hungry and that cake just looked so good!

So he carefully took a little piece and put it in his mouth. It tasted better than it looked. That one little piece turned into two pieces, which turned into three, and before he knew it, he had eaten almost half of the cake.

Soon, Mrs. Lim came home. She called out to Ben.

"Ben, I'm home. Where are you?"

There was no answer. Then Ben's dad came through the door and he heard someone groaning in the kitchen. The first thing Mr. Lim saw was the opened box, smudged with chocolate, and the half eaten cake. Then he noticed Ben, with his head on the table, moaning and groaning some more. Mr. Lim lifted Ben up.

Both Ben's mom and dad spoke at the same time, "What happened Ben?"

"I'm sorry Dad!" Ben moaned. "I shouldn't have eaten the cake, but I was so hungry. I thought you wouldn't know if I just had a small bite but it was so delicious that I had a few more bites. And now my stomach is hurting!" Mr. Lim just sighed.

"Remember when Adam and Eve disobeyed God by eating the fruit from the tree in the middle of the garden? God forgave them, just as I am forgiving you now," he said, eyeing Ben. "But Adam and Eve had to deal with the consequences of not listening to God. They could no longer live in the beautiful garden. Even though you had taken some cake and enjoyed it for a while, now you have a terrible stomachache, and will probably be in bed for the rest of the evening. And you are also going to lose your computer time for the rest of the week because you did not listen."

Ben didn't argue. He knew this could be a lot worse. So that night, he went to bed with a sore tummy, but of course, not before praying to God, and asking Him to forgive him for disobeying his

dad.

Questions to Think About

1. **What was the special treat that Ben's dad brought home?** (A cake for dessert.)
2. **What did Mr. Lim ask Ben not to do?** (Eat the cake, to save it for later.)
3. **What did Ben do after his dad left?** (Ate some cake.)
4. **Why was that wrong?** (He promised his dad he wouldn't but he ate some, thinking no one would find out.)
5. **What happened after he ate the cake?** (He got a stomachache.)
6. **Was Ben's dad mad after he found out?** (Yes, but he forgave Ben.)
7. **How do you think Ben felt afterward?** (Still had stomachache, felt sorry, prayed to God to forgive him.)
8. **Why do we need to listen to our parents?** (Let students answer.)



Activity 1

Adam and Eve Disobey God

Look at the pictures. Look at how happy Adam and Eve were when they obeyed God's word. Then look at Adam and Eve when they disobeyed God. God was so angry that He asked them to leave the garden. What did we learn from Adam and Eve's story? (Let the students trace the letters to spell out "Listen and obey.") Be sure to talk about what it means to listen and obey.



Activity 2

Who is Obeying God?

Tim always obeys his parents. Read about how he obeys his parents. Put a check mark next to the pictures that you also do, to show that you obey your parents and God.

1. He obeys his parents by putting his toys away.
2. He obeys his parents by brushing his teeth.
3. He obeys his parents by doing his homework.
4. He obeys his parents by praying to God before he goes to sleep.



Activity 3

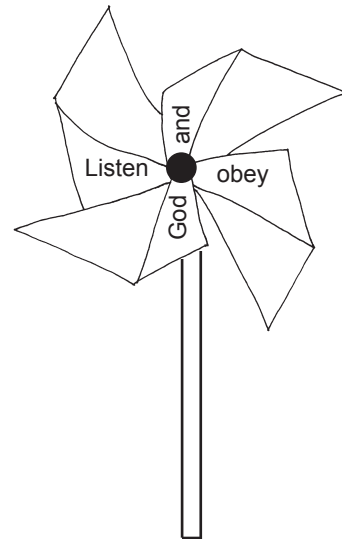
Listen and Obey Pinwheel

Materials:

1. pinwheel pattern
2. construction paper
3. scissors
4. paper fasteners (brads)
5. pencils with eraser tops (one per student)
6. markers
7. glue

Directions:

1. Trace the pattern onto construction paper.
2. Children can color the pattern.
3. Cut the square out and cut along dotted lines, leaving the middle of the circle uncut.
4. Glue the labeled corners (A, B, C, D) to the middle of the square. Let glue dry.
5. Push a fastener through the middle of the wheel and into the top of the pencil (eraser). Make sure there is enough space between the paper and eraser for the wheel to spin when blown.
6. Write the words "Listen and obey God" on the front of the wheel.
7. Encourage the students to obey God and listen to their parents as they spin the pinwheel.



Adam and Eve Disobey God




What did we learn from Adam and Eve?


listen and obey

Activity 3:2


Who is Obeying God?



1. Tim obeys his parents by putting his toys away.



2. Tim obeys his parents by brushing his teeth.



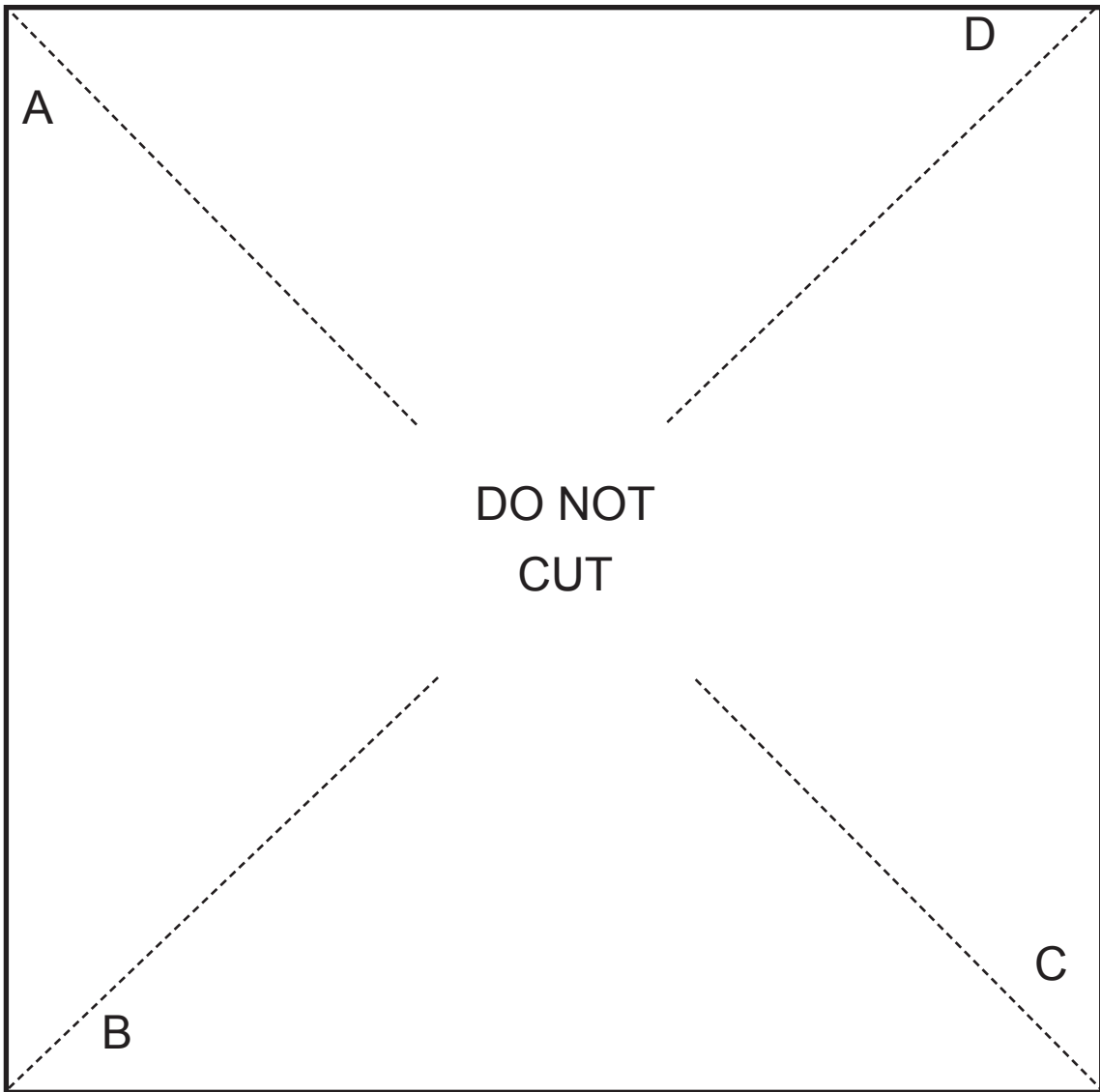
3. Tim obeys his parents by doing his homework.



4. Tim obeys his parents by praying to God before he goes to sleep.

Activity 3:3

Listen and Obey Pinwheel



Cain and Abel

Overview

Materials You'll Need

- dinner-sized paper plates
- markers
- scissors
- construction paper
- glue
- hole punch
- yarn
- "The Anger Rules" pattern



Scriptures

Gen 4:1-16

Bible Truth Objective(s)

God knows everything, even what is in our hearts; God doesn't want us to hurt anyone

Behavioral Objective(s)

To ask God to help us when we become angry by praying and talking to our parents; to share things with our brothers and sisters both at home and in Christ

Memory Verse

"Love one another." (2 Jn 5)



Bible Knowledge

Offerings

Abel's name means "breath" or "vapor." This is associated with the shortness of his life. Abel was the second son born of Adam and Eve. In the Bible, it is recorded that "by faith, Abel offered to God a more excellent sacrifice than Cain" (Heb 11:4). Some scholars believe that it was better because it was an animal sacrifice. After all, Abel was a shepherd

while Cain was a farmer. However, the book of Hebrews uses the word "faith" to describe Abel's offering, suggesting that it was his attitude that was better and more acceptable in the eyes of God, and not so much that Cain had offered fruits of the land instead of an animal. In any regard, Abel was killed by Cain out of jealousy. But it is important to note that Abel was not only famous for being the first one to be killed, but also the first one to worship God correctly.



Understanding Your Students

At this young age, it is very difficult for the children to describe their thoughts. It is hard for them to tell others when they are angry, sad or happy. Their thoughts usually manifest themselves in the form of something physical. If they are angry, they might hit someone. If they are sad, they will cry. If they are happy, they will giggle or give someone a spontaneous hug. In today's story, the feeling being explored is anger. While the students are not at a point where they will conspire to

hurt someone, it is common for them to ignore a friend when they are mad or even hit another out of anger. Therefore, it is important to talk about this issue with them. Rather than focusing on what not to do, we can use concrete examples and talk about what we can do when we are angry.

It is critical to let the students know that it is okay to be angry. Children are often told that they should not be angry and that is sending them a mixed message. They see adults or their own parents angry at times. God made us with feelings and it is inevitable that we will get mad sometimes. What the students need to learn is what to do with their feelings when they do get angry. The Life

Application story today offers some ideas.

Luckily, children at this age are also quick to forget their anger and make up with their friends or family, so we don't need to make it too complicated for them. There are just some simple rules to follow when they feel angry:

1. It is never okay to hurt someone (talk about what hurting means, i.e. hitting, spitting, kicking or throwing things).
2. It is always a good idea to talk about your feelings/anger with a grown-up.



Vocabulary

Worship

to pray to God

Offering

to give God something because we love Him



Before You Teach

Anger is always a difficult issue to deal with. Everyone feels angry sometimes. It is how we work out our anger that makes or breaks a person.

When anger goes uncontrolled, it leads to sin, like when Cain killed Abel because God rejected his offering. In fact, God gave Cain another chance but instead of reflecting upon his life and taking an honest look at himself, he let anger rule over him and he committed murder. The consequence for this murder was Cain had to be a wanderer for the rest of his life. While we may not be so angry as to hurt someone physically, we can do just as much damage with our words when we are mad at someone. We need to remember that our words can be like fire if



Bible Story

Adam and Eve Have Children

After Adam and Eve left the Garden of Eden, they were very sad. Now, they did not have animals to play with everyday. Now, they could not eat the delicious fruit from all the trees in the garden. Now, when they got hungry, they would have to go and find or plant their own food to eat. Adam

3. Teach them strategies to learn to cope with anger, like counting to ten or kneeling down to pray.

It is never too early to learn how to manage our feelings, especially one like anger, which can lead to more serious sin when not kept in control.

Accept

to take something given to you

Punishment

what happens to a person after he has done something wrong

Wander

to walk around without any place to go to

left unchecked. The damage they can do can not be reversed, like a fire that is burning out of control.

But anger does not have to lead to sin. The Bible has given us examples of what to do when we feel angry. It teaches us to not be angry for long (Eph 4:26). That means we should not hold grudges. We should deal with our anger right away by talking it out or praying to God about it and then letting it go. The Bible also says that righteous anger is a good thing. "For the wrath of God is revealed from heaven against all ungodliness and unrighteousness of men, who suppress the truth in unrighteousness" (Rom 1:18). When we see sin, we should feel enough indignation to correct that person. We should not make ourselves self-righteous, but rather, in love and support, help that person overcome their sin.

and Eve had to work very hard.

After some time, Adam and Eve had two sons. They were happy because they were their children. The first son was called Cain. After he grew up, he became a farmer. The second son was called Abel and when he was old enough, he took care of the sheep. Just like their mother and father, Cain and Abel worked hard every day, taking care of their crops and sheep. Even though they had to work hard, they were happy because they were together in one family.

Cain and Abel Worship God

Remember that Adam and Eve could not live in the Garden of Eden because they did not listen to God? But they did not forget about God. They even taught Cain and Abel who God was. One day, Cain and Abel wanted to worship God, to bring Him a gift and thank Him for taking care of them. During that time, there was no church, so the brothers probably worshiped God in the open fields.

Cain brought God some of the fruit of the ground. Abel offered to God some animals. God liked Abel's gift very much because he offered to God his best. But God did not like Cain's gift because Cain did not give God the best. What do you think happened next? Abel was glad God liked his offering. But Cain became very angry. He was mad that God did not like his gift. He became so angry that God had to talk with him.

Cain is Angry

God said to Cain, "Your heart is very angry. If you go and do good things, then I will accept you."

But Cain was still very angry. He was so mad that his heart was pounding fast and his head felt hot. God knew this and so He said to Cain again, "Why are you still so angry? If you stay mad, I can not accept you and your gift."

God said these things to Cain because He wanted to help Cain take away his anger. God knows it is not good to be angry for a long time. It can make people do things they don't want to do, like say mean things or even hurt someone. Have you ever been angry? What happened when you were angry? How did you feel? (Let students respond.) Well, after Cain heard these words from God, what do you think happened? Did he stop being angry? No, he became even more angry, so angry that he wanted to find a way to hurt his own brother, Abel.

Cain Kills Abel

One day, both Cain and Abel were out in the fields. When Cain saw his brother, he became very angry again. He couldn't stop thinking about how God did not like his gift and only liked Abel's. He felt his heart pounding faster and faster and his body getting hotter and hotter. He wanted to hurt Abel because he was so mad. And do you know what he did? He got up, hit his brother and killed him. Now, Abel was dead. He could not talk anymore. He could not laugh anymore. He could not

take care of the sheep anymore. His mother and father would not be able to see him again.

God Talks to Cain

Cain did not think anyone would find out that he killed his brother. But God knew. He knows everything.

God came to ask Cain, "Where is your brother, Abel?"

Cain was still a bit angry and he told God, "I don't know! It is not my job to look after him." But Cain knew where his brother was. He had just killed him. But he did not tell God the truth. He did not say he was sorry.

God said to Cain, "Cain, I know what you did to your brother. And you are not even sorry for hurting him. You will have to be punished for the terrible way you treated him."

Cain Becomes a Wanderer

God continued to say to Cain, "You are a farmer but because you killed your brother, you can not be a farmer anymore. You will have to leave My presence and wander the earth for the rest of your life."

Cain was very sad when he heard God's words. Now, he could not farm anymore and grow plants and fruit. He would have to walk and walk all his life, with no place to call home. Cain was also scared because he thought someone might want to hurt him if they found out he killed his brother. So God put a special mark on his forehead so that anyone who saw it would not hurt Cain. Even though Cain had done something very wrong, God still loved him enough to protect him. But Cain was still very sad because he could not be with his parents anymore and had no real home. But because he hurt his brother when he was angry, God left him and he had to wander by himself. God was not his friend anymore.

Control Our Anger

We learned from today's story that it is dangerous to be angry. Cain did something bad by killing his brother because he was mad. We all get mad sometimes, but we should not hurt people, with our bodies or with our words by saying mean things. We need to ask God to take away our anger and work out our feelings. We do not want to end up like Cain who had to leave his family and God.



Check For Understanding

1. **What were the names of Adam and Eve's children?** (Cain and Abel)
2. **What did Cain and Abel do to worship God?** (They gave Him special gifts.)
3. **Why did God like Abel's gift but not Cain's?** (Abel gave God his best but Cain did not.)
4. **What does it mean to give our best?** (Try our hardest; let students answer.)

5. **How did Cain feel after God did not accept his gift?** (He got very angry.)
6. **What did Cain do to his brother when he was angry?** (He killed him in the field.)
7. **Was Cain sorry for what he did?** (No, he wasn't and did not tell God the truth when God asked him where his brother was.)
8. **What did God do to Cain for killing his brother?** (He had to wander the earth for the rest of his life.)
9. **What are some things we can do when we become angry?** (Let students respond.)



Life Application Story

The Drawing

One afternoon, after Cathy Hayes had finished all of her first grade homework, she sat down at the kitchen table and drew a picture. She drew a picture of her family and she was very proud of it. It had her mom, dad and her little sister in it. She showed it to her mom, Mrs. Hayes, who was preparing dinner. She told her it was one of the best pictures she had ever drawn. She encouraged her to color it. Cathy thought it was a good idea. She put the paper down on the table and went to her room to get her markers. After she left, her little sister Rachel walked into the kitchen.

Rachel asked her mom, "Is dinner ready yet?"

Mrs. Hayes replied, "Soon. Why don't you draw a picture like your sister while you are waiting?"

Rachel wandered over to the table and saw her sister's drawing. It really did look beautiful. She decided she wanted to draw one like it too. She grabbed a blank piece of paper and began to draw. Her sister Cathy returned with her markers and saw that her sister was looking at her picture.

"Can I have my picture back? I need to color it still."

"I need to look at it to draw my picture," said

Rachel. She grabbed the picture and held onto it tightly.

Cathy said in a louder voice, "Give it back to me, now!"

"You can't make me," said Rachel.

Mrs. Hayes could hear their argument. She popped her head in and asked them to stop. But by then, Cathy had reached over and grabbed the paper from her sister. She tugged at it so hard that the paper ripped into two and was all wrinkled up. Rachel let out a gasp and Cathy screamed as loud as she could.

"You ripped my drawing! I worked all afternoon on it!" wailed Cathy. Then she glared at her sister. She threw the paper onto the floor in anger and went over to her sister and pushed her. Rachel lost her balance and fell off her chair. She landed on the floor with a thud and began to cry.

Mrs. Hayes immediately said, "Cathy, you need to go to your room now and calm down. I will come and talk with you in a few minutes." Cathy stormed off to her room. Mrs. Hayes went to comfort Rachel and after she felt better, Mrs. Hayes went to Cathy's room.

"Cathy, do you know what you did wrong?" asked Mrs. Hayes.

"I pushed my sister," said Cathy, angrily.

"Yes, and you still sound mad to me. I know Rachel wrecked your drawing and that was wrong of her. But it is also wrong for you to hurt her. What if she had landed on her head or another

part of her body? If she doesn't listen to you, you know you can always come to me and I can help," said Mrs. Hayes.

"But she ruined my work. I just got so angry," said Cathy.

"I know. People get angry sometimes. But it is never okay to hit someone or hurt someone because you are angry. Your sister could have been really hurt and we might have had to take her to the hospital," explained Mrs. Hayes.

Cathy hadn't thought about that. She didn't want Rachel to be hurt. She just wanted her to know she was angry.

"I'm sorry, Mom," whispered Cathy.

"You know, Rachel is sorry too and she is waiting to apologize to you. Let's go out and talk about what we can do next time we get angry," said Mrs. Hayes.



Activity 1

Cain and Abel

Look at the two pictures. Who is Cain (farmer) and who is Abel (shepherd)? Write their names under each picture.

What Happened in the Story?

Look at the pictures. Which picture happened first? Put the number 1 in the box. Which picture happened next? Put the number 2 in the box. Which is the last picture? Put the number 3.



Activity 2

When we are angry...

Read aloud the sentences. Put a check next to the things that we can do when we are angry. Put an "x" next to the ones that we should not do when we are angry.

1. We should hit someone to tell them we are angry.
2. We can go to our room and calm down.
3. We can talk to a grown-up.
4. We should throw a toy across the room.
5. We can pray to God.
6. We can say mean things.

Questions to Think About

1. **Why did Cathy get so angry?** (Her sister ripped her paper.)
2. **What did Cathy do out of anger?** (Pushed her sister, and she fell.)
3. **Was Cathy sorry for what she did?** (Not right away, she was only sorry at the end when she had calmed down.)
4. **Why is it wrong to hit or hurt someone when we are angry?** (The other person could get really hurt, i.e. break something, the other person could become sad, not be our friend any more, God doesn't want us to hurt another person.)
5. **What can we do next time we are angry?** (Talk to a grown-up, pray to God about it, count to ten, tell the other person you are angry without hurting them.)

Encourage the students not to hurt anyone in any way when they are angry but to learn to calm down and talk it through.



Activity 3

The Anger Rules

Materials:

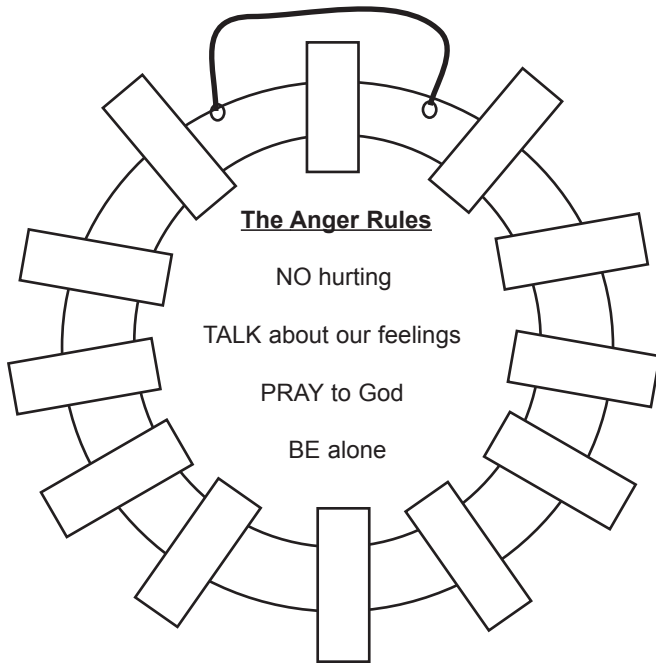
1. dinner-sized paper plates
2. markers
3. scissors
4. construction paper
5. glue
6. hole punch
7. yarn
8. "The Anger Rules" pattern

Directions:

1. Photocopy "The Anger Rules" pattern for each student.
2. The children can color the pattern.
3. Cut the circle out and glue it onto the middle of a paper plate.
4. Cut out short strips of different colored construction paper and have students glue them along the edge of the paper plate, so it looks like the sun with rays.
5. Punch two holes near the top of the paper

plate and string a piece of yarn through the holes and tie off.

6. Encourage the students to obey God by hanging the "Anger Rules" somewhere in the house to remind them of what to do the next time they are angry. Remember to talk about what it means to not hurt (i.e. no hitting, kicking, yelling, pushing).





Activity 4:1

Who is Cain and Who is Abel?




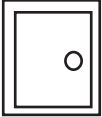






What Happened in the Story?



Activity 4:2

When we are angry...

- We should hit someone. 
- We can go to our room and calm down. 
- We can talk to a grown-up. 
- We should throw a toy across the room. 
- We can pray to God. 
- We can say mean things. 

Activity 4:3

The Anger Rules

NO hurting

TALK about our feelings

PRAY to God

BE alone

God Keeps Noah and His Family Safe

Overview



Materials You'll Need

- dinner-sized paper plates
- two colors of construction paper
- scissors
- paper fasteners (brads)
- oval pattern
- markers
- glue



Scriptures

Gen 6:1–8:22

Bible Truth Objective(s)

Noah obeyed God and built the ark; God will destroy those who sin and protect those who obey

Behavioral Objective(s)

To ask God to help us trust in His words and follow His commands; to give thanks for all of God's protection

Memory Verse

"Noah walked with God." (Gen 6:9)



Bible Knowledge

The Ark

A cubit was about 18 inches long. The boat Noah built was huge. Picture a boat the length of one and a half football fields and as high as a four-story building. It had three floors and measured 450 feet in length, 75 feet in breadth, and 45 feet in height. Each of the three floors was divided into small rooms to provide housing for Noah's family and the animals. The ark was exactly six times longer than it was wide—the same ratio used by modern shipbuilders.

Pairs of every animal joined Noah in the ark. Scholars have estimated that almost 45,000 animals could have fit into the ark. They took two of every kind of beast with them, plus seven of some (Gen 7:2), which were used later for "burnt offerings" (Gen 8:20). There was plenty of space, for there was over 95,000 square feet on the ark.

Mountains of Ararat

The ark landed in the mountains of Ararat, located in present-day Turkey near the Russian border. In the second month and the twenty-seventh day of Noah's 601st year, God instructed Noah to come out and bring his family and all the living creatures with him. This was one year and ten days after the flood had started. Noah built an altar and took one of every "clean" animal and bird to sacrifice as a burnt offering to the Lord (Gen 8:20). It was an act of sincere worship and thankfulness.

God responded to Noah's sacrifice by promising never to destroy every living creature as He had done with the flood. As a sign of the new covenant with Noah and with all people, God placed a rainbow in the sky. We can now point to the rainbow as a beautiful reminder of God's love and protection.



Understanding Your Students

For this Bible story, focus on God's protection of those who obey Him. To help your students become as obedient and trusting as Noah was, try these ideas.

Ask the students to share times when God has protected and kept their family safe, such as during a thunderstorm, when someone was afraid at night, or when someone was sick. Then talk about how these blessings come about because we obey and listen to God. God promises to keep us safe from all things when we do what He asks us to do.

Then, have the children share times when they have obeyed God. Then ask them how God has

protected them. You may wish to get the ball rolling by sharing your own story first, so the students will understand what you mean.

Afterwards, to help the children internalize the testimonies, ask them to illustrate a picture that shows how God protected them. You may also want to draw your own picture as a model for the class. After they have finished the drawing, help them write a brief (but visible) caption above or below the drawing, saying something like, "God protected James because he didn't fall off his bike and get hurt." The visual, coupled with the words, will help the students begin to see in concrete terms how God is always in their lives, helping and protecting them. They only need to obey Him.



Vocabulary

Destroy

to ruin or make something not useful anymore

Ark

a big boat

Flood

when it rains too much and water is everywhere

Drown

when you are in water and you can't breathe because the water is covering your face

Altar

a place where people worship God

Promise

when you say you will do something



Before You Teach

By age four, most children can be taught to recite the Lord's prayer. They likely do not know what it means. However, this does not mean we should wait until they completely understand the words before teaching them how to pray to God. In addition to the Lord's prayer, we need to model very clear and concise prayers of thanks for our students every week. We need to gear the prayers of understanding to the comprehension level of the children, so that they will truly understand what we are thankful for. After a period of time when enough meaningful prayers have been modeled,

we can have the children offer prayers of thanksgiving in the classroom setting. Time can be set aside in each lesson where one or a few children can share their thanks to God with the others. Remember, even adults find it difficult to say grace when asked to, so be very encouraging and understanding when the little ones make their attempts at giving a prayer. More than the actual words themselves, it is the idea of offering up a prayer to God that needs to be learned. The students should be encouraged to communicate with God in a meaningful way so that their life of prayer will have a positive start and more importantly, a great ending.



Bible Story

People Do Not Listen to God

After Adam and Eve were cast out of the

Garden of Eden, they had to work very hard every day. They had children—little boys and little girls like you. They grew up. Their children also had children. But these people did not believe in God.

After a long time, the people began to forget about God. They didn't try to please Him anymore. They did whatever they wanted and did not care if God liked it or not.

God looked down at the world and said, "I'm sorry I made these people. They do not listen or care about me anymore. I will destroy all the people I have made." But then God remembered one man, Noah. God said, "I can't destroy everyone because my friend, Noah, lives among those bad people. He loves me and talks to me in prayer. I will save Noah and his family."

God Tells Noah to Build an Ark

So God talked to Noah about His plan. He told Noah that He would destroy the people in the world because they did not listen to Him. But He made a promise that Noah's family would not be destroyed with the bad people.

What do you think God told Noah to do? God told him to build a big wooden boat. The Bible calls it an ark. It was much longer than a football field, and it had an upper, a middle and a lower deck. It also had many rooms. God told Noah where to put the windows and doors. Why did God want Noah to build an ark? God was going to destroy all the bad people by sending a flood, when it would rain so much that everything in the world would be covered by water. Noah and his family would be safe in the big ark during the rainstorm.

God told Noah to bring a male and a female of each kind of animal into the ark. God also told Noah to gather some of every kind of food. Noah was to store the food on the boat to use for many months because it would rain and be wet for a very long time.

Noah Listens and Obeys

When God asked Noah to build this big boat, what do you think he said? (Let students respond.) Noah listened to God's words and he started building the ark even though he knew it would take him a very long time. He spent one hundred and twenty years building this big boat. Noah's friends and neighbors thought he was crazy. They didn't understand why he was building such a big boat. But Noah kept working on it every day.

At last the ark was ready. God said to Noah, "Open up the door of the ark and let all the animals in." So Noah called all the animals to go in--the

small ones, the big ones, the worms, the insects, the rabbits, the tigers, and the elephants. They all went in two by two, a male and a female of each kind. Can you imagine all the noise the animals made? Can you imagine the birds chirping, the sheep "baaing," and the cows "mooing"? Can you imagine the creeping things going into the ark--the snails, the toads, and the lizards? God led the animals to the ark so they could be saved.

The Family of Noah Goes into the Ark

After all the animals went into the ark, Noah and his family went in too. All together there were eight people. Then God helped them to close the door tightly so that no water could get in. Do you know why there were only eight people who went into the ark? (Let students answer.) The rest of the people in the world were bad and did not listen to God's word, so God did not allow them to go in. Only Noah and his family listened to God so they were saved.

Let's pretend that we are standing in the rain. Can you feel the rain on your face and hands? (Use hand and face motions to pretend the rain is falling on you.) Now, it is raining harder and harder. Can you feel it on your face and hands? Our clothes are beginning to get really wet. Let's run into the house where it's dry. (Pretend to run inside.) Whew, we are safe inside now. It isn't very nice to be standing in the rain. Can you hear the rain outside the house? (You can use various items to mimic the sound of rain, i.e. dropping rice into a container, or a rain stick, as you are asking the students to imagine.)

The Rain Begins

That is what happened after Noah finished building the ark, and all the animals and Noah's family were safe inside. God sent down a big rain from heaven. The rain poured down--one day, two days, three days--and still it rained. It did not stop. At first, the bad people who were not in the ark probably tried to stay in their house to be safe and dry. But after a long time, water was everywhere. The water rose higher than the houses and covered everything. The water was even higher than the mountains. What do you think happened to the people on the earth? They had no place to hide anymore and they all drowned in the water. Inside the ark, Noah and his family were saved and the

rain did not stop. The big boat was rolling and rolling in the big waves. The water rose higher and higher but Noah and his family were not afraid, because they knew God would look after them. And the rain fell for forty days. Everywhere there was water. They could not see the houses, they could not see the tall trees, and they could not see the mountains. When everything was covered by water, God told the rain to stop.

What do you think Noah's family did while they were in the ark? Noah and his family had to keep the ark clean. They also had to take care of all the animals.

The Rain Stops

After the rain finally stopped, God sent a wind to dry up the waters. The ark landed on the top of a mountain. The waters kept going down and down, and when Noah looked out of the window, he could see the tops of other mountains. He was happy because he knew the rain had stopped and soon, they could go outside again. Sometimes, Noah sent a bird out to see if the ground was dry, but he didn't get out of the ark until God told him to.

Then one day, God told Noah, "You can leave the ark now and let all the animals out." So Noah opened the big door, and his family and all the ani-

mals followed Noah out of the ark. Out flew the birds. Down the side of the mountains ran the animals, finding the kind of places they liked to live in. Now they could make their homes again, have babies, and fill the earth with more animals.

Noah Gives Thanks to God

What a wonderful day it was. Noah and his family were kept safe and now they could be on the earth again. Noah said to his family, "Come, let's pray together and thank the Lord for keeping us alive!" Noah made an altar out of stones. Then the family knelt down and worshiped God.

God Puts a Rainbow in the Sky

God was pleased with Noah. God promised that He would never send a great rain and flood the whole world again. Then He said, "I'm going to give you a special sign, so you'll know I'm keeping My promise. I will put a rainbow in the sky." Then a beautiful rainbow appeared and Noah knew that God would always keep His promise.

This promise is meant for us too. Every time we see a rainbow today, we should also remember God's promise to us. He will never flood the earth again. But just like Noah and his family, we need to listen and obey God so that He will protect us from any harm.



Check For Understanding

- 1. Why did God decide to destroy the people?** (They were wicked and did not listen to God.)
- 2. Who were good and obedient people?** (Noah and his family.)
- 3. What did God tell Noah to build?** (An ark, a big boat.)
- 4. Why did God want Noah to build an ark?** (There was going to be a big flood.)
- 5. What did God want Noah to bring into the ark?** (A pair of every kind of animal, male and female.)

- 6. What happened after Noah and his family entered into the ark?** (God sent down rain.)
- 7. What did Noah and his family do inside the ark?** (Helped take care of the animals and probably prayed to God.)
- 8. When did Noah come out of the ark?** (When God told him to come out.)
- 9. How did Noah show he was thankful after the flood?** (Built an altar and worshiped God.)
- 10. What did God use to show Noah, as a promise, that He would not flood the whole world again?** (A rainbow appeared.)



Life Application Story

God Protected Me Because I Obeyed Him

One Sabbath, after class was over, Julie helped her teacher clean the room. While she was picking up paper scraps from the tables, she found a coin. It was a quarter (twenty-five cents). Julie kept looking at it because she thought of putting the coin in her piggy bank along with the other coins she already had. It would give her more money so she could buy her favorite doll sooner. But she knew it was probably someone's offering money. She knew she should not take the money that was found in God's church, so she decided to put the quarter in the offering box. After she had dropped in the money, she felt good for not taking the money that belonged to God. Julie had obeyed God's words for not taking something that did not belong to her.

The next day, Julie rode her bike to the park with her neighbor, Elizabeth. There were a lot of people in the park who were biking. In fact there were some boys who were racing each other on their bikes. They were pedaling too fast and one of them bumped into Julie, knocking her and her bike down and throwing her off her seat. The boy biked away in a hurry without even saying sorry.

Immediately, Julie yelled, "Hallelujah!" then fell on the grass. Elizabeth was so scared that she screamed for help. Many people who saw what had happened gathered around to see if Julie was all right.

They were amazed that Julie didn't get hurt at all. But Julie knew that God had protected her from getting hurt. She was thankful that God was watching over her.

"Wow, that was really scary! I thought your leg or arm might have broken because of your fall. Thank God you are not hurt!" said Elizabeth.

"Thank God for His protection. If it wasn't for God, I would have had a broken bone or really bad scratches on my skin," Julie said. "I'm so glad that I obeyed His words by not taking something in church yesterday. Now God is protecting me from dangers."

The girls smiled and hugged each other, then they walked home with their bikes.

Questions to Think About

1. **Did Julie take the coin she found when she was helping to clean the table?** (No, she knew it didn't belong to her but belonged to God.)
2. **Was Julie hurt when the boys knocked her down?** (No, she was not even scratched.)
3. **Why did God protect Julie?** (God protected her because she obeyed Him and did not take something that didn't belong to her.)
4. **What did Julie tell her friend after she fell?** (She was thankful to God for protecting her.)
5. **Has God protected you from something?** (Let students respond. Share that God protects those who listen to Him, just like he protected Noah and his family.)



Activity 1

Noah Builds an Ark for God

Noah obeyed God and built the ark. Have students write "Noah obeyed God" in the blank. They can color the picture if they wish.

How Many Pairs are There?

Noah needs to bring some of these animals into the ark. Can you help him find how many pairs there are?



Activity 2

God's Beautiful Rainbow

Our story tells us about a promise from God. When we see a rainbow, what does it mean? (God promises to never flood the earth again.) Color the rainbow. Do you know the colors of the rainbow? List the color in order.



Activity 3

God Loves Noah, God Loves Us

Materials:

1. dinner-sized paper plates
2. two colors of construction paper
3. scissors
4. paper fasteners (brads)
5. oval pattern
6. markers
7. glue

Directions:

1. Using the paper plate as a pattern, cut out a circle from one color of construction paper. Cut the circle in half (see sketch). On the top half write "God Loves." On the bottom half write the child's name.
2. Use oval pattern to cut one oval for each student from the other color of construction paper.
3. Draw a face on the top half of an oval. The students can draw their own face.
4. Glue the lower edge of the oval to the bottom half of the circle so that the face shows (see sketch).
5. Connect half circles at the left-hand corners with a paper fastener. Students should be able to open and close the circle with ease. When the circle is open, the face should "appear."
6. Remind the students that God was with Noah during the flood. God is with us and will care for us wherever we go. He loves us very much too!



Optional Activities

Animal Puzzles

Glue pictures of animals from nature magazines to pieces of posterboard or construction paper. Cut in half. Allow the children to find the matching halves and put together. If this is too easy, cut the pictures into thirds or fourths, so it becomes like a puzzle. Tell them that God promised to save the animals. We need to thank Him for His wonderful love.

Animal Patterns

Materials


1. construction paper
2. glue
3. scissors
4. markers

Directions:

1. Before class, cut out construction paper shapes of different sizes and colors.
2. Provide each child with one piece of white construction paper, several pre-cut shapes, and glue.
3. Let the students play around with the shapes and try to make an animal with them. Some children may want to trade or borrow shapes from a friend. Have the children glue the shapes onto the white construction paper. Draw facial features with markers.
4. You may want to show children's books with pictures of animals, as well as an animal you've started to make to encourage the students' creativity.
5. Encourage each child to tell something he knows about his animal. The children might tell about the animal's food, home, or the sound it makes.
6. Tell them that God created the animals. He loves and cares for each of them. We learned today that God kept the animals safe in the ark. He kept Noah and his family safe too.

Activity 5:1

Noah Builds an Ark for God



Noah _____ God.


How many pairs of animals do you see?



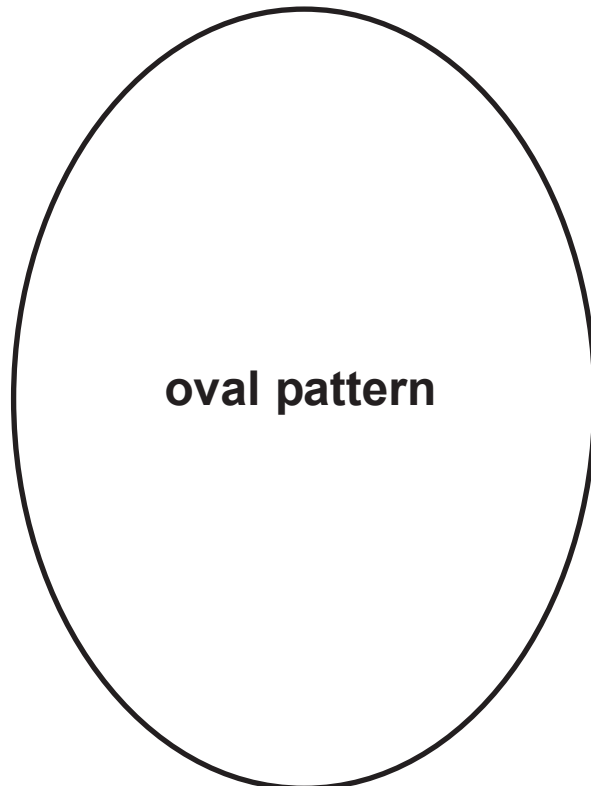
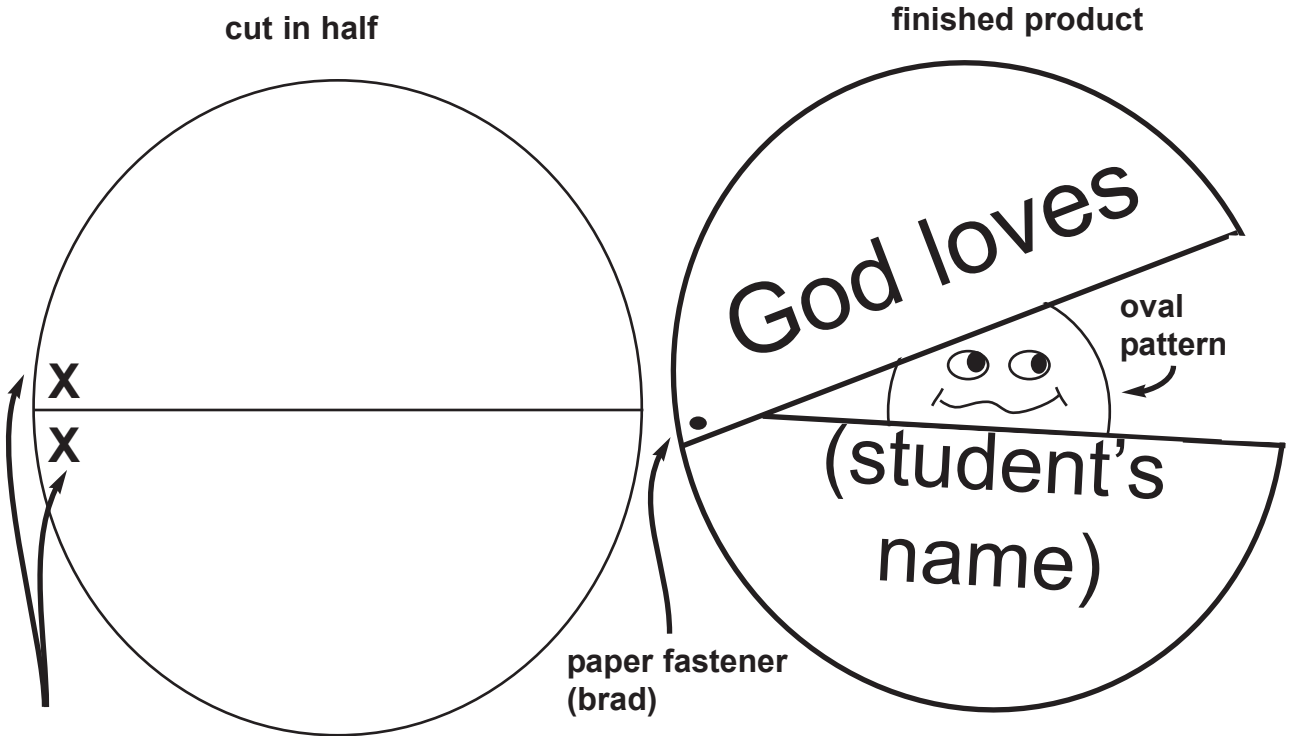
Activity 5:2

God's Beautiful Rainbow

**What do
you
remember
when you
see a rain-
bow?**



God's



Abram Lets Lot Choose First



Overview

Materials You'll Need

- 🍷 various snacks (i.e. granola bars broken into smaller pieces, cookies, cake, fruit, water)
- 🍷 paper plates
- 🍷 cups
- 🍷 napkins

**Scriptures**

Gen 12:1-9; 13:1-12

Bible Truth Objective(s)

Abram let Lot choose first; God blessed Abram

Behavioral Objective(s)

To not fight with our family or friends; to let others choose first and learn to share

Memory Verse

"He will be blessed on the earth." (Ps 41:2)

**Bible Knowledge****Abram**

Abram ("father is exalted"), was the son of Terah, a descendant of Noah's son, Shem (Gen 11:27). Terah moved to Haran with the family and died there some years later. God called Abram to migrate to Canaan, assuring him that he would be the father of a vast nation.

In letting Lot choose first, Abram showed the magnanimous nature of a man of faith. Both Abram and his nephew, Lot, had become very wealthy in livestock. They had just returned from Egypt to the land of Canaan, and they shared the available grazing area with the Canaanites and the Perizzites. The land simply could not support all those animals, and the servants of Abram and Lot began to quarrel over pasture. Abram suggested a solution: they should separate. He offered Lot the first choice. The choice of left and right was a choice of west and east. Since the fertile plain of the Jordan River looked the best, Lot chose that and traveled eastward. God spoke to Abram after Lot left. Perhaps Abram was wondering if he had done the right thing to separate from Lot, but God reassured him

that he had. God told Abram to look in all directions. He promised to give Abram all the land he could see! Abram's example shows us how to respond to difficult family situations:

1. take the initiative in resolving conflicts;
2. let others have first choice even if that means not getting what we want;
3. put family peace above personal desires.

Lot

Lot's character is revealed by his choices. He took the best share of the land even though it meant living near Sodom, a city known for its sin. He was greedy, wanting the best for himself and thought nothing of Abram's needs or what was fair.



Understanding Your Students

Sensitivity and selflessness are qualities that strongly need to be developed in children. We see our society becoming more and more self-centered. Everything is about "me." There is much we can do within the classroom setting to model acts of selflessness and to encourage the students to share. We can watch what we do, and consider what we say. Do we promote sharing and perform selfless acts? Children are like sponges and they will pick up on positive behavior when they see it. Also make it a point to look for the positive things

going on in your classroom. Consistent praises will help the students realize the inherent goodness in sharing and helping without getting anything in return. Take the opportunity to discuss values and manners that please God. Look for activities that will allow the children to work together by coming up with group projects, where there is only one finished product. After these projects are completed, talk about how the students felt when working on these projects together. Did anyone have to compromise? Was it difficult to share the materials? Encourage the students to thank one another for sharing and helping.



Vocabulary

Canaan

the land promised by God to His people, the Israelites

Crowded

when there is a lot of something in one place

Selfish

when you care only about yourself



Before You Teach

We often teach our children to share and to let others go first. It seems like the right thing to do. But our actions don't often reflect that message. A good example is "Black Friday," the day after Thanksgiving where many stores open at 5:00 am with can't-pass-up savings. Many people line up outside these stores as early as 2:00 am to make sure they are first in line so they can purchase that new MP3 player or big screen television at discount prices. And what typically happens when the doors swing open is a stampede of customers pushing and shoving their way into the store. Many accidents, some fairly serious, have been known to occur. We can be sure that no one is thinking about the other

person and letting them choose first. It's all about "me" and "what I can get." On a smaller scale, we have all been upset, to some degree, if someone cuts in line or takes something we feel rightfully belongs to us. Again, we are not thinking about being the better person.

Yet, we teach our children that it is important to share and let others go on ahead, even if it means it will be at our expense. What Abram did for Lot took a big heart and a lot of love. He did it unconditionally, and more importantly, he did not complain about it after the fact or boast about his deed to others. He did it in quietness and meekness. We are right to teach our children these qualities and we should also show them in our lives. Our actions can speak louder than words.



Bible Story

Abram Moves to Canaan

The Bible teaches us that God wants us to do what is right. Last week we learned about how Noah obeyed God's words by building the ark. Because he listened, he and his family were saved. This week we will learn about how God wants us

to let others choose first.

Many, many years after the time of Noah, there was a man called Abram. Abram loved God and obeyed Him. One day, God told Abram to move to a new place to live. It was called Canaan. Abram had never lived in Canaan before and did not know what it was like. He was a little bit scared to move to a new place but he also trusted that God would guide him and protect his family. So he packed up

everything and moved to Canaan with his family and his nephew Lot.

Abram and Lot

After they moved, Abram and Lot's families were getting used to living in this new place called Canaan. Now, Abram had many servants and owned large flocks of cattle, sheep and donkeys. Lot also had many sheep, donkeys, cattle, and camels. All their servants and animals were getting used to this new land too. But soon, everyone settled in. Every day, Abram's servants took care of the animals that belonged to Abram and Lot's servants took care of Lot's animals. Every day, the animals needed to eat grass and find places to sleep. The helpers did their best to find food and water for them. But after a little while, there were just too many animals. It got so crowded that the helpers who looked after the animals began to argue about the water and the food.

"Your animals are eating too much grass. We won't have enough left for our sheep and cattle," complained Lot's servants.

"Well, your donkeys and camels stand near the rivers all day long and drink up all the water," replied Abram's helpers. They argued so much that Abram heard about this problem.

Abram Sees a Problem

Abram could see that they had a problem. Lot had many animals and so did he. There just wasn't enough space for everyone to be staying together. So he decided to talk to Lot about it.

"Lot," he said, "our helpers are fighting. We don't want our servants arguing. We are one family. We should be kind to one another."

Abram Lets Lot Choose First

Abram didn't want to argue; and besides, there was plenty of land to choose from. Abram told Lot to pick where he would like to live in this new land. After Lot chose, then Abram would go the other way. Then there would be plenty of grass, water and space for everyone. Lot was glad that his uncle Abram let him choose first. It was very nice of him to do that.

Lot looked one way and saw a hilly country. He looked the other way and saw nice, grassy, flat land by a river. Which do you think he chose? He chose the best land by the river.

"Uncle Abram, I think I will move to the flat land over there by the water. There will be plenty of space for my animals and it will be a good place to build my home," said Lot.

Lot was a little bit selfish. He wanted the best for himself so he chose the flat land. He didn't want to live near or in the hills. He didn't stop to think about his uncle Abram. He didn't say, "Oh, no, Uncle Abram. You are older, so you choose first."

But Abram did not argue or say that Lot should save the better land for him. He agreed with Lot's choice. That meant that Abram would go the other way and move to the hilly country. So everyone packed up their things and moved. Lot and his family went to live in the flat lands while Abram and his family moved towards the hilly mountains.

God Blesses Abram

After Abram and Lot separated, Abram was a little bit sad because Lot and his family didn't live with them anymore. Lot was like a part of his family. But he was glad that they were not arguing anymore. And God was very pleased with Abram. God promised Abram that all the land he could see in every direction would belong to his family.

"Abram, look up from where you are standing. Look in all directions: north, east, south and west. Everything you see before your eyes will one day belong to you and your people."

When Abram heard this, he thanked God for blessing him and his family. Even though he did not get the better land, God promised him even more than he had ever dreamed of.

God continued to say, "Abram, you will have many children and grandchildren too! There will be so many people that belong to your family that it will be hard to count them all."

Abram was really blessed by God! He was blessed because he listened to God and moved to a new place he had never been to before called Canaan. Then when there wasn't enough room for everyone, he let Lot choose the land first. God always blesses those who listen and do what is right. Abram showed us today what it means to let others go first. Even though it is hard sometimes to let others go ahead of us, we learned that God will bless us in the end with even more.



Check For Understanding

1. **Why did Abram and his family move to Canaan?** (Because God told him to.)
2. **What were Abram's and Lot's servants arguing about?** (There wasn't enough space, food, and water for all the animals.)
3. **What did Abram do when he found out?** (He let Lot choose the land first so they could each have their own place to live.)

4. **What did Lot choose?** (The better flat land, near the river.)
5. **Did Lot let his uncle Abram choose first since Abram was older?** (No, he was a little selfish and only thought about himself.)
6. **Did Abram get mad that Lot chose the better land?** (No, he was happy they were not arguing anymore.)
7. **How did God bless Abram even more after he and Lot separated?** (Blessed him with the whole entire land and with numerous descendants.)



Life Application Story

The Big Surprise

Mrs. Lim looked happy when she returned from the Christian book store. Nicole and Lisa were in the living room as she entered the house. Their mom's big smile excited them, and they wanted to know what she had done.

"Why the big smile, mom?" Nicole asked. Mrs. Lim sat down opposite the girls on the couch.

"You know that beautiful Bible we've been admiring at the bookshop?" she asked. The girls remembered. It was a lovely pink Bible (the girls adored pink) and was trimmed with lace and had roses drawn on the cover. It had been a little expensive, so they hadn't bought it.

"Well," Mrs. Lim continued. "It went on sale, so I bought it!" she said, holding up the brand new book.

The girls were surprised! They ran over and gave their mom a hug. Mrs. Lim laughed, then cleared her throat.

"There's just one thing, girls," she said. "This was the last copy. I could only get one. Therefore, one of you will receive this pink Bible, and the other will get this one," she said, pulling out a sim-

ple yellow Bible out of the bag.

The girls stopped for a moment. The pink one clearly was the prettier of the two, and both girls wanted that one. Lisa stood up and yelled, "The pink one's mine!" and grabbed it. Nicole frowned.

"That's not fair, Lisa! I want the pink one too."

Lisa stood up and stuck her tongue out. "Well I'm younger than you, so I get to choose. Anyway, I saw it first at the bookstore."

Nicole looked down at her hands. "Okay ... you can take it." With the beautiful Bible held tight to her chest, Lisa skipped away to her room.

Nicole's eyes filled with tears, but she didn't cry.

"It's okay," she said, picking up the yellow Bible. "This one is beautiful too." Mrs. Lim walked over and sat next to Nicole. She gave her a big hug.

"Open the Bible, Nicole," she said. Nicole opened the Bible, and to her surprise, a silver necklace with a big crystal pendant fell out. She gasped as she held it up to the light to watch it sparkle. It was the most beautiful necklace she had ever seen.

"Mom!" she said breathlessly, "This must've cost more than both Bibles together! Why are you giving it to me?"

Her mother smiled. "This was my necklace when I was a child. It was very special to me, and I hope it will be special to you."

She paused to give Nicole a hug. "Today, you learned to put other people before yourself. Some

people take a whole lifetime to learn this, and I'm very proud of you. The necklace is to remind you that when you sacrifice things for God, you will be blessed."

Nicole gave her mom a hug. "Thank you for the Bible, mom. And thank you for the necklace. I'm going to wear it forever!" she said as Mrs. Lim fastened the beautiful necklace around her neck.

After all was said and done, Nicole sat in her mom's arms, and listened to the story of how God blessed Abram because he sacrificed for his nephew. And they read it straight from her new yellow Bible, of course!

Questions to Think About

1. **Why did both girls want the pink Bible?** (They thought it was prettier.)
2. **Was it right for Lisa to just grab the one she liked and say it was hers?** (No, she should have

worked it out with her sister and mom.)

3. **How did Nicole feel after her sister took the pink Bible away?** (Sad because she wanted it too.)
4. **How was she surprised after she opened the yellow Bible?** (Her mom's necklace was hidden in there.)
5. **Why did Nicole's mom give her the necklace?** (Because she was willing to let her sister have the pink Bible even though she really wanted it too.)
6. **Is it hard for you to let someone else choose first?** (Let students answer.)
7. **If there was a toy both you and your friend wanted to play with at the same time, what can you do to show your friend you can share?** (Let students answer.)
8. **What are some other things you can do to show others you can share?** (Let students answer.)



Activity 1

Abram and Lot

Look at the picture. What is Abram letting Lot do? Find out the answer by solving the riddle. Look at the small pictures under each line. Find the letter that matches the picture and then write the letter on the top of the line. "Abram is letting Lot _____ (choose first)."



Activity 2

How Can We Let Others Choose First?

Look at the pictures. What is each person doing that is letting the other friend choose first? Which one can you try to do this week? Circle it and remember to let someone go ahead of you. God will bless those who obey Him and follow His teachings.



Activity 3

If I Have Love

Provide one page per student. Have them fold along the dotted lines to make a small booklet, with the cover "If I have love." Encourage them to talk about how to love another person, as Abram loved Lot by letting him go first. Read the book aloud with them, and if time permits, they can color it in.



Optional Activity

Sharing Our Snacks

Materials:


1. various snacks (i.e. granola bars broken into smaller pieces, cookies, cake, fruit, water)
2. paper plates
3. cups
4. napkins

Directions:

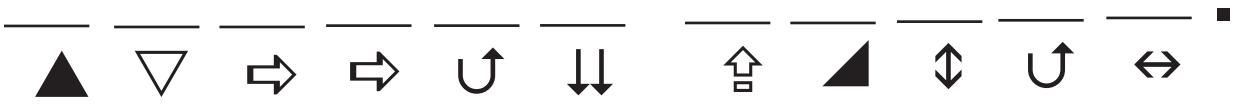
1. This activity will work much better if the teacher can ask parents in advance to bring in a small snack each. That way, each student

knows he/she brought it in and is sharing what belongs to them.

- 2. Put a small amount of one snack on a paper plate.*
- 3. Ask one child to come up and offer his snack to his friends around the table.*
- 4. Make sure he says, "Here, you can have the first choice," to each friend he is offering the snack to.*
- 5. Make sure each student has a chance to get up and offer a snack to their friends and practice letting others choose.*
- 6. The student who is giving out the snack will get to sit down after all his friends have gotten theirs and choose his portion.*
- 7. As students are snacking, talk about how it felt to let others choose first. Encourage the students to learn to share and let others go first so that they will be blessed as Abram was.*




Abram is letting Lot



E	S	T	R	C	H	I	F	O
⇓	U	↔	↕	▲	▼	▶	⬆	⇒

How Can We Let Others Choose First?




1. How is this friend letting the other choose first?

2. How is this friend letting the other choose first?




3. How is this friend letting the other choose first?



have

If I

I share.



fold 1



I take turns.

fold 2



I am a good friend.

Abraham Is Kind to the Three Visitors

Overview



Materials You'll Need

- various colors of construction paper, cut into 1/2 inch by 12 inch strips (4 strips per student)
- posterboard or cardboard (from old boxes)
- hole punch
- yarn
- markers
- glue



Scriptures

Gen 17:1-9, 15-16; 18:1-15

Bible Truth Objective(s)

God blesses those who are hospitable; always show love to people around us

Behavioral Objective(s)

To be kind to others and learn to take care of them

Memory Verse

"Be kind to one another." (Eph 4:32)



Bible Knowledge

The Name Change of Abram and Sarai

God changed Abram's name ("exalted father") to Abraham, meaning "father of a multitude." God stated that this covenant was to be everlasting, and the land would be the everlasting possession of Abraham's descendants (Gen 17:1-8). Sarai's name, "my princess" was changed by God to Sarah, "a princess." The change in her name indicated what an important occasion this was, since God was promising that Sarah herself would have a baby boy (Gen 17:15-16).

Abraham's Hospitality

Abraham was eager to show hospitality to the



Understanding Your Students

Four- and five-year-olds are not used to caring for others. Most of the time, mom or dad takes care of their needs. But there are many ways they can be encouraged to show care for others. They can begin with the people in their own family. For example, we can do chores around the house to

visitors. In Abraham's time, even strangers were to be treated as highly honored guests. The Book of Hebrews suggests that we, like Abraham, should entertain strangers because by doing so, we may be entertaining angels (Heb 13:2).

Sarah's Laughter

Sarah lied because she was afraid of being discovered. Fear is the most common motive for lying. We are afraid that our inner thoughts and emotions will be exposed. But God exposed her inner thoughts by saying, "You lied."

In Genesis 21:1-7, we can see the fulfillment of God's promise: Sarah bore a son to Abraham, and he was given the name God chose, Isaac. Abraham obeyed God and circumcised him.

help our parents. That is one way we can care about them. Ask students what chores they can do on their own (make their beds, bring their dinner plates to the sink, put on their own clothes). Another more specific example is what they can do when mommy or daddy is sick. What are some things we can do to care for them? (bring them a blanket, play quietly so they can rest)

The students can also show they care for others.

A good way to start is to simply ask them what they can do when they see a new friend visiting, at home or at church.

1. What can we say when a new friend visits? (Hello, my name is _____. What is your name? How are you? Welcome to our class/home.)
2. Can we offer this friend a place to sit?
3. Can we offer this friend something to eat or drink?
4. Can we sit next to this friend to make him feel



Vocabulary

Canaan

the land promised by God to His people, the Israelites



Before You Teach

"Therefore, as the elect of God, holy and beloved, put on tender mercies, kindness, humbleness of mind, meekness, longsuffering; bearing with one another, and forgiving one another, if anyone has a complaint against another, even as Christ forgave you, so you also must do." (Col 3:12-13)

Paul wrote these words to encourage believers to live their lives for God each and every day. Though these characteristics are undoubtedly good, they are not always easy to put into action. How can we forgive someone who has just wronged us, much less be kind to them? How can we be patient with someone when it is the end of the day and we need to get home? And sometimes



Bible Story

God Changes Abram's Name to Abraham

Do you remember when Abram and Lot separated? Lot went one way to the flat lands and Abram went the other way to the hills. Each of them took their things and made homes for themselves.

One day, when Abram was ninety-nine years old, God appeared to Abram and spoke to him.

"Abram, I am the Almighty God and I am

welcome?

By talking about specific things they can do, it will become easier for them to actually show their care and concern for others. Also remember to praise them when they show they care for their classmates in church (i.e. when others don't come to class, share their things with each other, when friends get hurt they help them). Positive reinforcement is extremely powerful in motivating children and their behavior.

Nations

many, many countries

Calf

a young cow

we give ourselves excuses for not being able to follow through. We are, after all, only human. But these characteristics aren't optional. They need to be a part of our lives because these characteristics are the characteristics of God. Christ Himself demonstrated each of them for us while He was on earth. Abraham and Isaac are also good examples of people who were kind and meek. Abraham showed kindness to Lot and three strangers. Isaac kept giving up his wells to maintain peace and harmony. When we read these Bible stories, we need to see that these people were just as human as the rest of us and they seemed to be able to possess these traits without much effort. In fact, one thing each of them had in common was their awe of God. When we see ourselves as "the elect of God, holy and beloved," we will desire to live our lives for God and we will naturally exhibit the characteristics of God.

making you a promise. If you follow Me and obey Me, you will become the father of many, many people."

As God spoke, Abram fell on his face to the ground and listened.

God continued to say, "I will give you all the land that you can see here, the land of Canaan. And your name will no longer be Abram. Your new name will be Abraham, which means the father of many nations."

Abram had a new name. He was going to be called Abraham from now on. But God was not fin-

ished speaking yet.

"Your wife's name will also be changed, from Sarai to Sarah. And I promise that she will have a son."

When Abraham heard all this, he was amazed. He was already ninety-nine years old. And his wife Sarah was also old. But God never lies. He always keeps His promises.

The Three Visitors

After God said all these things to Abraham, he kept God's words in his heart. Every day, he continued to fear and obey God. And God blessed Abraham and his family. They had everything they needed.

One hot afternoon, Abraham was sitting in the doorway of his tent. At that time, people lived in tents. There were no houses, like the ones we live in today. Who here has gone camping before? (Let students answer.) In biblical times, people sometimes lived in tents. Those tents were a little different, and a little bit larger than the tents we use today when we go camping.

As he sat near his tent, Abraham looked up and saw three men. They looked like travelers. Now Abraham was a very nice person. He knew these people must have traveled from far away and probably needed a place to rest. There were no hotels during that time. If people could not find a place to rest, they would have to sleep outside, under the stars. Abraham had lots of room and so he ran to meet them. He bowed very low because this was a polite thing to do in his country.

"Please come and rest under this shady tree," he said to the men. "I'll get some water to wash your feet. Then I'll bring some food for you to eat before you go on with your trip."

The men thanked him. They were very hot. The men sat down and took off their sandals. Then Abraham's servants brought some water for the visitors. It felt so good when they could wash their feet. They felt cool and clean. Then the visitors put their sandals on again.

Abraham Prepares the Best For Them

Abraham hurried to tell his wife, Sarah, to prepare a meal for the visitors.

"Sarah, we have some visitors. Go and prepare some bread and cakes. I will go and get the meat," said Abraham. Sarah was glad to get food ready

for the men. Then Abraham himself ran to get some fresh meat. He got the best calf and gave it to his servant to prepare. Everyone was hard at work, trying to make the best food for these three people.

Soon a good meal was ready. Abraham brought butter, milk, meat, and fresh bread to the men. Although it was a lot of work to make all this food, Abraham and his wife were happy to look after the visitors. Abraham was serving the very best food he had because he wanted to be kind to his visitors. As they ate, Abraham stood beside them to see if they needed anything else.

God Promises Abraham and Sarah a Son

As the men were eating, they began to talk to Abraham.

"Where is your wife, Sarah?" the men asked.

"In the tent," answered Abraham. Abraham wondered how these people knew his wife's name. He was sure he had never met them before.

"God is going to send you a baby son next year," the men told him.

Now Sarah was behind the tent and she heard what these men had just said. When she heard this, she laughed to herself. She said to herself, "Abraham and I are old now. He is almost one hundred and I am almost ninety. How can we have a baby? The visitors must be joking,"

But one of the visitors said, "Sarah, why do you laugh? I said you will have a baby next year. Don't you believe me?"

Sarah was scared and quickly replied, "No, no, I didn't laugh."

But the visitor said, "Yes, you did!"

At once Abraham knew these men were messengers sent to him from God. And it was God who spoke to him and Sarah as the visitor. He knew Sarah's name and He even knew she laughed without seeing her. And only God could promise something like this. Abraham was happy that God had sent him good news.

Abraham Shows His Love

After the men had given their message to Abraham and were done eating, they got up to leave. Abraham even walked part of the way with them, showing them his kindness. As Abraham went back to his tent, he was full of joy. Even though he was old and Sarah was old, God had

promised him just now that he would have a son soon. And he knew God always keeps His promises. He was glad he had invited the visitors to his house.



Check For Understanding

1. **What did God change Abram's and Sarai's names to?** (Abraham and Sarah.)
2. **How were Abraham and Sarah kind to the visitors?** (Invited them to rest, offered them water to wash their feet, and prepared the best meal for them.)
3. **What did the visitors say to Abraham as they were eating?** (That he and Sarah would have a son next year.)

4. **What did Sarah do after she heard this?** (She laughed because she thought she was too old to have a baby.)
5. **How did the visitors know Sarah was laughing?** (Because one of the visitors was God.)
6. **Abraham was nice to the visitors and took care of them. He was blessed with a son. What can you do to care for the people around you?** (Let students answer.)



Life Application Story

The Guest

Mrs. Lopez and her son, Ricky, sat at the dinner table. It would just be the two of them for a week, because Mr. Lopez had taken Ricky's brother, Juan, to a Christian camp a few hours away.

In the middle of dinner, Mrs. Lopez announced, "My friend Kelly is in town for three nights, and I invited her to stay at our place."

Ricky stopped eating and rolled his eyes. "Mo-o-om!" he said exasperatedly, "Why does she have to stay here?"

Mrs. Lopez eyed Ricky. "Because she needs a place to stay," she said.

Ricky wasn't satisfied. "Why couldn't she just stay at a hotel, mom? This is a great week for us, you know. Just you and me hanging out. We can rent some movies and eat popcorn. Or we could go visit the museum after school. It will be really cool to have you all to myself."

Mrs. Lopez sighed. "We can still do stuff together, Ricky. But Kelly is a friend of mine. She was planning to stay at a hotel, but I said she could stay here. Hotels are expensive."

"Oh Mom ... why do you always offer to let

people stay here? We have guests all the time," Ricky asked.

"Because the Bible says we should," Mrs. Lopez answered.

Ricky paused, surprised. "The Bible?" he wondered out loud.

"Yes," said Mrs. Lopez. "God said that we should always be hospitable to guests. That means we should always be nice to people who visit us. Remember the story of the three men who visited Sarah and Abraham?"

Ricky remembered. He had heard it in RE class last week.

"The three men turned out to be messengers from God," Mrs. Lopez continued. "So God says when we open our doors to guests, it's like we're allowing angels into our home."

Ricky was silent. Then he smiled. "It really says that, mom?" he asked.

Mrs. Lopez laughed. "Yes, Ricky, it does."

Ricky thought for a moment. "I'm sorry, mom," he said. "I shouldn't have argued with you."

Mrs. Lopez gave her son a hug. "It's okay, Ricky. But now you know, right? Always be hospitable, and God will bless you!"

Ricky laughed. "Yes! And you know what? One day we might welcome an angel!" he said.

"Now why don't we finish up dinner, clean the

dishes and then go see what movie we can enjoy together," said Mrs. Lopez.

"Great idea, mom!" replied Ricky as he gobbled down the rest of his dinner.

Later that week, Ricky and Mrs. Lopez welcomed Kelly into their home. In the end, they had a great time with her. She had a lot in common with Ricky, and she told him lots of funny stories about what he was like when he was a baby. Ricky didn't know Kelly knew so much about him and his family. Who knew he would enjoy himself, while practicing God's word too!



Activity 1

Abraham Shows Kindness

Look at the picture. Abraham is showing kindness to the three visitors. He is showing kindness by giving them the best food. Color in the word *kind* to remind you to be kind to others, just like Abraham.



Activity 2

I Can Be Kind

Look at the pictures. What is each person doing that shows their kindness? Which ones can you do? In the last box, draw something you can do to show kindness to someone else.



Activity 3

Be Kind to One Another Poster

Materials:


1. various colors of construction paper (8.5" x11"), cut into 1/2 inch by 12 inch strips (4 strips per student). Some parts may stick out, and will need to be cut off.
2. posterboard or cardboard (from old boxes)
3. hole punch
4. yarn
5. markers
6. glue

Questions to Think About

1. **Why was Ricky upset that his mom invited her friend to stay over?** (He wanted time alone with her.)
2. **Why should we be nice to visitors and invite them over to stay?** (God will bless us; we could be entertaining angels without knowing it.)
3. **Do your parents have friends, family or church members stay over at your house?** (Allow students to answer.)
4. **What can you do to make visitors feel welcome at your house?** (Allow students to answer.)

Directions:

1. Have the students color in the picture. Be sure to talk about the memory verse and what it means. Review again the things they can do to be kind.
2. Then have students pick out four strips. Have them arrange the strips around the paper to form a border. Glue the border onto the paper.
3. If posterboard is available, the paper can be mounted or glued onto the posterboard to make it sturdy. Otherwise, it is possible to glue it onto cardboard from old boxes or another piece of construction paper to make it more durable.
4. Punch two holes near the top of the picture and string yarn through the holes to create a wall-hanging.
5. Encourage the students to hang this poster up in the kitchen or their room to remind them to always be kind to one another. (Teachers can also hang these up in the classroom as encouragement.)





Abraham is **KIND**




1. How are these people being kind?



2. How is this person being kind?




3. How is this person being kind?



4. How can you be kind?
Draw it here.

"Be kind to one another." (Eph 4:32)



Lot's Wife

Overview

Materials You'll Need

- light-weight posterboard
- pencil
- scissors
- safety pins
- hole punch
- markers



Scriptures

Gen 18:20-21; 19:12-28

Bible Truth Objective(s)

God punishes the wicked; He wants us to focus on Him and not be attracted by the world

Behavioral Objective(s)

To put God first, not television shows, games or toys

Memory Verse

"Come to worship Him." (Mt 2:2)



Bible Knowledge

The Dead Sea

The Dead Sea is about 1,285 feet below sea level, making it one of the lowest points on earth. Although the Jordan River empties an average of six million tons of water every day into the sea, it has no outlet. Therefore, it loses water only through evaporation. For this reason plus other geographical factors, there is a very high concentration of minerals and salts in the water and no marine life can survive in it. Today, visitors to the Dead Sea can see many pillars of salt in the water, which serve as good reminders of the fate of Lot's wife.

Sodom and Gomorrah

Sodom and Gomorrah were likely located at the south-east end of the Dead Sea. Archaeological evidence shows that this area was once a fertile, well-watered region with a large population. Whatever remains of these two cities would lie well beneath the waters of the Dead Sea.

God destroyed Sodom and Gomorrah because of their wickedness. Although Abraham had pleaded successfully with God to spare Sodom, God could not find even ten righteous people living there. In fact, the sins of the people covered a great spectrum: the unnatural lusts of the men of Sodom (Gen 19:4-8), their pride, idleness, oppression of the poor, naughtiness and abominations (Ezek 16:49-50). This left God no choice but to destroy Sodom and Gomorrah with brimstone and fire.



Understanding Your Students

At this age, the students are like sponges. They learn new vocabulary and routines in a heartbeat. And even more important, they have a great desire to learn. Many of the students have likely learned the Lord's prayer at home. But for those who may not know it readily, it is still important to recite it

in class each time during prayer. This is one simple act of worship the children can engage in.

Moreover, it is important to encourage the students to be a part of a family altar. Sometimes, it is difficult for parents to initiate a family altar because of the lack of time, being tired from work or having a non-believing member in the household. We can do our part to encourage some form of it. One idea is to send homework back with the

students after each class. Create a chart where parents have to sign off on each lesson, stating that the child has shared the story with the rest of the family and has recited the simple memory verse. On the chart, some suggestions could be included as to the time of the day this sharing could be done (i.e. after dinner) so as to encourage the family to spend some time worshiping God together (thus less time watching television or engaging in secu-

lar entertainment). This can help develop the students' sense of priorities, that it is important to put God first. Over time, this habit can cultivate the students' spirituality, and as they grow older, it won't be as hard for them to pick up the Bible and read it everyday or pray meaningfully to God every night.



Vocabulary

Destroy

to end something, to make something into nothing or to make it useless



Before You Teach

The Bible does not record much about the personal lives of Lot and his family before the destruction of Sodom and Gomorrah. 2 Peter 2:7 tells us "...and delivered righteous Lot, who was oppressed by the filthy conduct of the wicked, for that righteous man, dwelling among them, tormented his righteous soul from day to day by seeing and hearing their lawless deeds." That indicates that Lot could have felt sorrowful living in a sinful city. However, in Genesis 13:12-13, it says that Lot gradually moved closer and closer to Sodom even though he knew that the men of Sodom were extremely wicked. We have no records of whether Lot and his family worshiped God.

Worshiping God is a very essential element in a Christian life. Each person who worships God

acknowledges that he must put Him first. When we acknowledge the presence of God in our lives, our words and actions will reflect that. This perhaps is what Lot and his family lacked. They might not have felt the presence of God in their lives. They saw the evil in the city for themselves, but still decided to move closer to sin. They knew the destruction of Sodom was imminent, yet Lot wasn't sure he wanted to move and Lot's wife chose to disobey the words of the angels. Even though Lot could have felt fed up with the wickedness of the city, and God was about to punish them for their sin, he had a hard time leaving Sodom. Although Lot was spared when God sent fire from heaven to destroy the cities of the plain, he lost all his possessions and even his wife.

Our worship, no matter how it looks or feels, should be wholehearted. God should be above all else and He should be in every detail of our lives.



Bible Story

The People of Sodom and Gomorrah Sin

After Lot and his family moved away from Abraham, they went to live in a city called Sodom. Although it was a big city with a lot of people, there was something wrong with this place. The people who lived there did not worship God. That means they did all sorts of things that God did not like. Another city close to Sodom was called Gomorrah. In this city, the people were just as wicked as the ones who lived in Sodom. Everyone did whatever they wanted and they did not care

about God. This made God so angry that He wanted to destroy the two cities.

God Talks to Abraham

God told Abraham His plan to destroy Sodom and Gomorrah. When Abraham heard the news, he was scared. Do you know why? (Let students answer.) Abraham was scared because he knew that his nephew Lot lived there with his family. Abraham did not want Lot to be killed.

So Abraham spoke to God and said, "God, I know that you are a fair God. You will not destroy the good people with the bad people. What if there are still some good people living in Sodom? Will

you destroy them too?"

God answered Abraham, "If I find some good people living in Sodom, then I will not destroy the city."

Abraham felt a little bit better. He hoped that there were still some good people left in the city who worshiped God so that Lot and his family would not be killed. But when God looked, He could not find enough good people. He had to destroy the two cities.

Angels Are Sent to Sodom

Then God sent out two angels, who looked like ordinary people, to Sodom. When they got to the city gate, they met Lot, who invited the angels to his house to stay for the night. Lot did not know they were angels because they looked like you and me. Lot was just being nice and asked them to come to his house. The angels went with Lot and ate a big dinner at his house. As the angels got ready to rest, suddenly many men from the city came to Lot's house and knocked on his door.

They said, "We know there are two visitors who are staying with you tonight. Tell them to come out now."

Do you know why they wanted the two angels to come out? They were really, really wicked people. They wanted to hurt the two angels. These men did not love God at all.

The angels said to Lot, "God is going to destroy this place soon. You and your family must leave this place at once so that you will not die."

Lot and His Wife

When Lot heard this, he was not sure what to do. This was his house. He didn't really want to leave it and everything behind. But he also knew that God meant what He said. If He said the city would be destroyed, then it would be destroyed. As it got closer to the morning, the angels talked to Lot again.

"You need to hurry and leave. God is going to kill everyone who lives here because they do not listen to Him."

Lot still did not know what to do. Where would he, his wife and two daughters go if they left this home? When the angels saw that he was still standing in his house, they grabbed Lot, his wife and his two daughters and took them out of the city. They did this because they did not want to see Lot and

his family die.

The angels shouted, "Time is running out. You must run to the hills and save your lives. You must run fast, away from the city before everything is destroyed. And there is one more thing that you must remember: do not look back. Just run as fast as you can away from here and you will be saved."

When Lot heard these words, he knew that he had to run as fast as he could. So Lot and his family ran as fast as they could away from Sodom. And as they were running the sun began to rise up higher into the sky.

Sodom and Gomorrah are Destroyed

Soon, God sent a fire that rained on the cities of Sodom and Gomorrah. It was like a big fire storm that burned up everything. Do you know what fire is like? It is hot and dangerous. We don't play with fire because it can hurt us. But God was mad at the people because no one in the two cities listened to Him. They only cared about themselves and did what they wanted, which included many bad things. So everyone was destroyed in this big fire storm and the cities did not look like cities anymore. The buildings were burned, the trees and flowers died and there were clouds of smoke that covered the sky.

Lot's Wife Is Turned into a Pillar of Salt

While God sent this fire storm, Lot and his family were running far away so that they would not have to die. Do you remember what the angels told Lot not to do as they were running? They told the whole family to just keep running and not to look back. They said this because if anyone turned around and looked back at the city, that meant they didn't want to leave the city. Then something terrible would happen to them.

So Lot listened to the angel and ran as fast as he could. His two daughters listened and ran as fast as they could. And Lot's wife ran as fast as she could but after a while, she started to wonder what was happening to her home and the city she lived in. She remembered what the angels had said, but she didn't think that a little peek would hurt. As she ran, she slowly turned her head and looked back at the city. Oh, oh! Lot's wife did not listen to what the angels had said. As soon as she turned around to look, something horrible happened to her. She turned into a pillar of salt. That means she wasn't a

person anymore. She looked like a tall, large pile of salt. This happened to her because she did not listen to the angels. This happened to her because she didn't really want to leave Sodom. She liked the city even though many bad people lived there. So only Lot and his two daughters ran safely away as the two cities burned in the fire storm.

We Need to Worship God

The next morning, Abraham got up early and went to look at the cities of Sodom and Gomorrah from a high hill. He could see a lot of smoke clouds in the sky. Everything looked like it had been

burned and he could not see any buildings or roads anymore. The cities were gone and all the bad people were destroyed in the fire storm. Abraham was thankful and glad that his nephew Lot was safe. However, Lot's wife loved the city more than God. She looked back and disobeyed what the angels had told her. Then she turned into a pillar of salt.

Today, we learned that God does not like those who do not worship Him. He does not like those who only want to do bad things. We must spend time doing what God likes. Then we will be kept safe.



Check For Understanding

1. **What were the names of the two cities that God wanted to destroy?** (Sodom and Gomorrah.)
2. **Why did God want to destroy the cities?** (Because everyone was wicked, they did bad things, and they did not worship God.)
3. **Why did Abraham ask God not to destroy the cities?** (Because Lot lived in Sodom.)

4. **When the angels told Lot to leave the city, what did he do?** (He wasn't sure if he wanted to leave.)
5. **What happened to Lot's wife when she turned around to look at the city?** (She turned into a pillar of salt.)
6. **Why did Lot's wife turn into a pillar of salt?** (Because when she turned around, it meant she loved the city more than listening to God.)
7. **What can we do to worship God? What kinds of things please God?** (Read the Bible, come to church, pray, obey our parents, tell others about God, give offerings.)



Life Application Story

One Last Game

Michelle Marsh had just finished dinner and was playing a game on the computer. It was a Sunday evening and her mom usually let her play for a little while if she had finished her homework and had had a good week at school. She was so into the game that she lost track of time. Suddenly, Michelle heard her mom's voice calling her.

"Michelle, it's time to read the Bible together and pray."

"Okay," shouted Michelle. "I will be right there." But she had just started this game and she

wanted to finish it before going. So she kept playing. A few minutes later, Mrs. Marsh came to her room.

"Michelle, I asked you to come and join us for Bible reading a few minutes ago."

"I know, I know. I'm almost finished with my game. Just a little longer okay, mom?" said Michelle. She didn't even look up from her computer screen.

Michelle's mom said one more time, "I will ask you one last time to turn off your game. If you don't do it, I will."

Michelle knew her mom was serious but she was so close to finishing that she just kept on playing. Finally, Mrs. Marsh leaned over and turned off the computer.

"Mom," whined Michelle, "what are you doing? I was almost finished."

Although Mrs. Marsh was furious with Michelle,

she did not yell at her. Instead, she sat her down on the bed and talked to her.

"Michelle," said Mrs. Marsh. "You know that we always read the Bible at this time on Sunday night. And besides, you are playing a game that you can always play again next time."

"But it's not the same," explained Michelle.

"Well, what do you think God would think when He sees that you think a game is more important than He is?" asked Mrs. Marsh.

Michelle thought about this question for a moment.

"He wouldn't be happy. But we read the Bible all the time," said Michelle.

"You play the game all the time too, Michelle. You like it a lot so you want to play with it. It is the same with God. Because we love God, we also have to spend time with Him. That is how we show we love Him. And we definitely love Him more than a game. He is the one who made us and gave us all the wonderful things we have."

Michelle began to feel bad that she had wanted to play the game more than she wanted to spend time with God. She learned from many

Bible stories at church how much God loved her and her family.

"You are right, mom. I will remember to put God first. Games can always wait. But God is the best and we should give Him our best," said Michelle.

So Michelle and her mom joined the rest of the family and read the Bible and prayed to God together.

Questions to Think About

1. **Did Michelle want to turn off her game?** (No, she wanted to finish it first before spending time with God.)
2. **What are we telling God when we choose to spend time with Him?** (We love Him and want to worship Him.)
3. **What is something you like to do a lot of?** (Let students respond.)
4. **If your parents tell you it's time to read the Bible or pray to God, will it be hard for you to stop doing that?** (Allow students to answer.)



Activity 1

How Can We Worship God?

Look at the pictures on the left. Draw lines to match them to the words on the right. These pictures show us the things we can do to worship God. By doing these things, we are telling God we are putting Him first in our lives. Be sure to discuss each item of worship since they are things the students should be doing.



Activity 2

Who Do We Worship?

Our story tells us about Lot's wife, who liked other things better than God. Color in the picture according to the numbers to find the answer to the sentence, "We can only worship _____ (God)." We should not care more about other things. We should put God first.



Activity 3

I Love God Badge

Materials:


1. light-weight posterboard
2. pencils
3. markers
4. safety pins
5. hole punch
6. scissors

Directions:

1. Cut posterboard into 1 1/2 inch by 4 1/2 inch pieces, one for each student.
2. Punch two holes near the top of each piece.
3. Ask students to write the letter "I" near the top.
4. Then outline a heart shape under the "I". (You may wish to use felt or ready-made heart shapes or heart stickers.)
5. Write the words "God" and "because" under the heart shape. See picture below.
6. Then turn the posterboard over and write the


words "God" and "first" near the top.

7. Outline another heart shape under those words.
8. Then write "ME" under the heart shape.
9. Students can decorate and color their badge.
10. Put a safety pin through the holes and attach the badge to the students' clothing.
11. When others see their badge, they will naturally want to know what the rest of the sentence is. Encourage the students to tell others to flip their badge over so they can see the students love God because God loves them.



Activity 8:1


How Can We Worship God?



▷ pray




▷ go to church



▷ sing hymns



▷ say grace



▷ give to God



▷ read the Bible

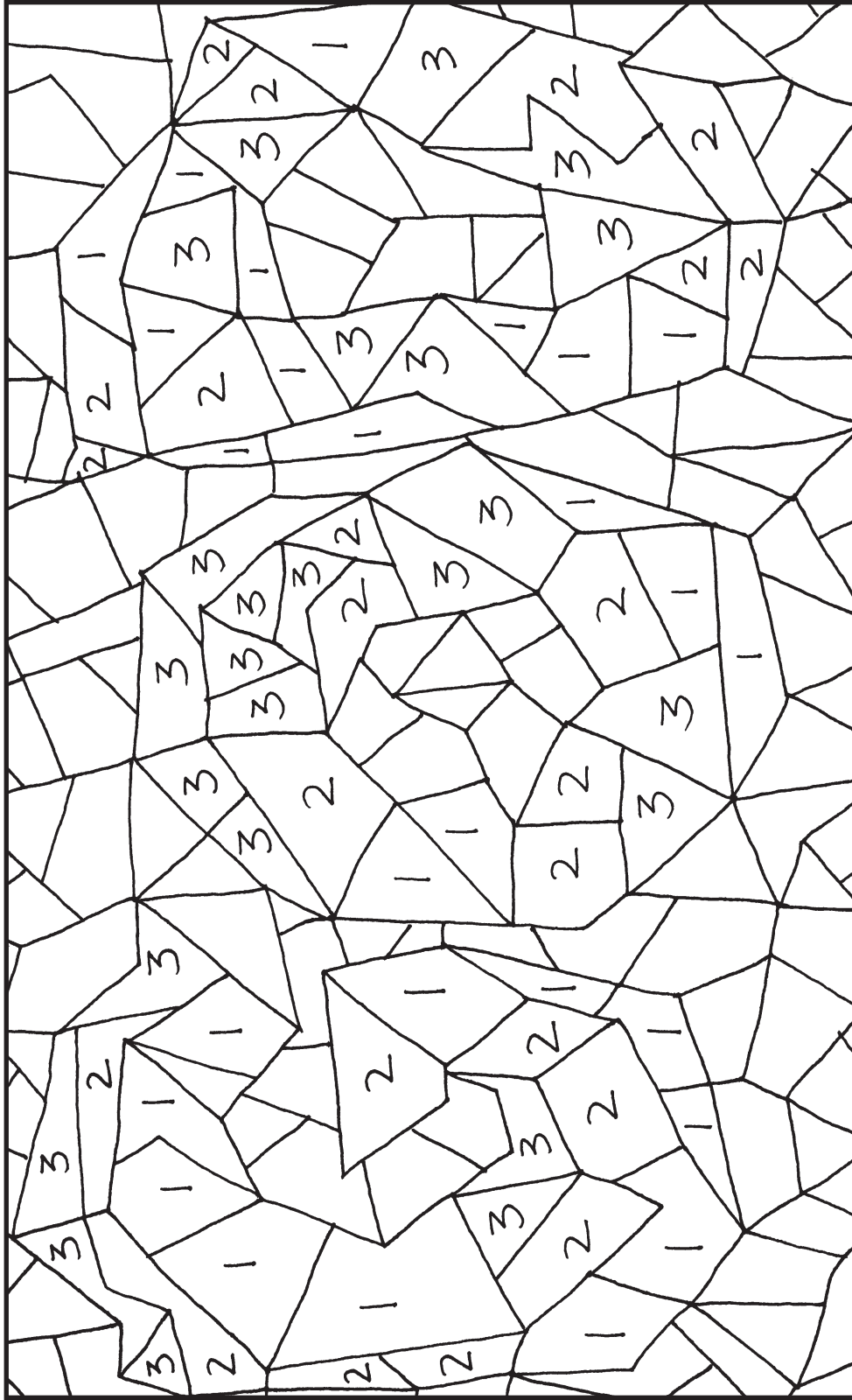
Who Do We Worship?

3 GREEN

2 BLUE

1 RED

Color



We can only worship _____.

Isaac, the Peacemaker

Overview

Materials You'll Need

- construction paper
- markers
- decorations (stickers, yarn, felt, cotton balls)
- glue
- scissors
- red beans



Scriptures

Gen 26:12-25

Bible Truth Objective(s)

God blesses peacemakers; He wants us to live in peace with others

Behavioral Objective(s)

To not fight, but learn strategies "to agree to disagree"

Memory Verse

"I am for peace." (Ps 120:7)



Bible Knowledge

Isaac

Isaac grew up in the land of Canaan and married Rebekah at the age of 40 (Gen 25:20). It was not until 20 years later that their twin sons, Jacob and Esau, were born (Gen 25:26).

Isaac had inherited the bulk of Abraham's great wealth, and through God's blessing, he added to his wealth. By Genesis 26, his Philistine neighbors became jealous of his wealth and power. Some spitefully put dirt back in the wells his father had dug. Eventually, Abimelech came to Isaac and asked him to move away.

Isaac moved, but he was still in Philistine territory. He opened some of the wells his father Abraham had dug, honoring his father by giving them the same names his father had given them. The Philistines did not challenge the names, but they

claimed the first two new wells Isaac had dug. They were hostile about Isaac's wells. Of course, Isaac did not have to keep moving and giving in to the Philistines. After all, he was a very powerful man. But he was also a very peace-loving man who would rather move than fight.

Eventually Isaac moved to Beersheba in the land of Canaan. That very night, God spoke to him to renew the covenant. The place was so precious to Isaac that he built an altar and worshiped God there. He then made his home there.

At a later time, Abimelech along with two others, came to see Isaac, hoping to make peace. Isaac was bold in greeting his visitors, pointing out their inconsistency in coming to see him after they made him leave their country. But they wanted to make peace by a treaty with the man God had blessed. So Isaac prepared a feast and the men entered into a treaty in the customary way.



Understanding Your Students

When a quarrel among students occurs, help the children work through their problem. Guide them in a problem-solving approach rather than scolding or lecturing them. Yelling won't provide the students with the necessary skills they need to

help them in the future. Remember to praise them when they work out problems on their own. Here are some things to consider when a fight occurs:

1. Control the tone and loudness of your own voice. Yelling accomplishes little and instantly ruins a peaceful atmosphere.
2. Remember the importance of touch when

dealing with a conflict between students in your room. We tend to talk more softly when we use touch; put your hand on a shoulder or arm as you speak to the child in a guiding voice.

3. If the quarrel involves an object such as a toy, you may need to remove it and guide your students to other choices.
4. When quarrels result in physical aggression, intervene immediately. Let the children know that you care about them and won't allow them to hurt each other.
5. Ask the students involved to talk about their feelings. They need to know that it is okay to

have these feelings, but it is never acceptable to hurt another person, with words or in a physical way.

6. Ask the students what they will do the next time the same situation occurs. It is important to discuss the problem now so that it will be easy to work out when it does happen again in the future.
7. If they can not find a solution to the problem, then they need to be apart for a while until they calm down. If anyone needs to apologize, ensure that those words are spoken. "I am sorry," are very powerful words in the healing process.



Vocabulary

Argue

to fight with words

Peacemaker

someone who stops arguments; someone who makes peace between people

Dig

to make a big hole in the ground

Jealous

if you are jealous, you want something someone else has



Before You Teach

We often find ourselves yelling when we lose control over our feelings and our words. We are, generally speaking, angry people. We can feel ourselves beginning to boil inside, yet we can't stop it from boiling over. Much of this has to do with the society in which we live. We are taught to take charge, to take ownership of what is rightfully ours. We should not let anyone get away with anything. It is difficult to not experience constant anger in such an environment.

How was Isaac able to give up his wells? He defied all that is human nature: he gave up his property without putting up a fight, made peace with his enemies, and did not get angry in the process. This kind of peace comes from a deep love from within.

Peace, the control of temper, is a powerful and important character trait that is largely a product of love and of the atmosphere created at home, at work or in church. What kind of an environment are we living in? Are we part of the problem or do we want to be a part of the solution? Understanding is the key. We seldom lose our temper when we are trying to understand. When we try to understand why things happen and why people act the way they do, we will become calmer and more in control. There is the famous saying that we should first walk a mile in someone else's shoes before making judgment. We all need calmness in our lives. Calmness provides us with a sense of security. Then we will become a more peaceful person. We will find that we speak softer and people and things don't get on our nerves quite so easily. Then we will be one step closer to knowing how Isaac felt and understanding the kind of person God wants us to be.



Bible Story

A Peacemaker

Does anyone know what it means to be a

peacemaker? That's a big word with a very important meaning. We could say a peacemaker is someone who makes peace, but what does peace mean? Peace means that there's no fighting or arguing. Peace means getting along with others. So someone who is a peacemaker does not fight or argue.

He gets along with others and helps others get along with each other. Today, we are going to learn about a person who was a peacemaker, and his name is Isaac.

Abraham Has a Son

Do you remember when Abraham invited three people to rest and eat at his house? Then one of the visitors told Abraham that he would have a son soon. Actually, the visitor was God. He blessed Abraham and Sarah because they obeyed Him and were kind to others. And do you know what happened to them? Just as God had promised them, they had a baby son soon after and they called him Isaac. They were happy because they finally had a child together even though they were very old. Abraham and Sarah believed that God always keeps His promises.

Now Isaac was a good son. He always listened to his parents and he did what he was told. His parents taught him about God and so he obeyed God just as Abraham and Sarah had. Soon, Isaac grew up to be a man and he got married. After he got married, Isaac and his own family moved to a place in Canaan called Gerar to live.

The Wells Are Filled With Dirt

Remember that we said that Isaac was a good son? Well, he was also a good man and husband. He did what God wanted him to do and he took care of his family. Because he obeyed God, God blessed Isaac and his family. He gave him many good things. Isaac had many servants and a lot of animals, just like his father Abraham. He had so much that his neighbors, the Philistines began to take notice of him. The Philistines became very jealous of Isaac. They wanted what he had. They wanted to be rich like him. So when they couldn't get what they wanted, they decided to be mean to him.

During that time, homes did not have a kitchen where you could turn on the faucet and water would come out. During Isaac's time, in order to get water you would have to go to a river or get it from a well. Now, Abraham had dug many wells in Canaan and there were some in Gerar that Isaac used. The Philistines decided that to be mean to Isaac, they would fill up all the wells with dirt so that Isaac and his family would have no water to drink or cook with. Then they told Isaac to leave

that part of the country. Was this a nice thing to do to someone? No, but the Philistines were jealous of Isaac and they did not want him to live there any more. And do you know what Isaac did? He did not argue or fight, even though he had done nothing wrong. Isaac did not want to fight because he was a peacemaker. So he packed up his family, his servants, and his animals and moved to a different place.

Isaac's New Neighbors are Jealous of Him

When they came to their new home, Isaac's servants dug new wells because they would need water. But Isaac's new neighbors were jealous of him too. They argued with Isaac's servants.

"This water belongs to us," the neighbors said.

When Isaac heard this, he did not get mad. He just told his servants to go somewhere else and dig another well. But the neighbors fought with Isaac's servants over this well too.

Again they said to Isaac's servants, "This water belongs to us too."

The neighbors did not do any work to help dig but they wanted the wells for themselves. Just like the first time, instead of arguing or fighting, Isaac packed up his family, his servants, and his animals and moved again.

Isaac Moves Again

When Isaac came to another new home, he had his servants dig another well. They sure did a lot of digging. What do you think happened to this well? (Allow students to answer.) This time no one argued or fought with Isaac. None of the neighbors came and filled it with dirt. No one argued and said that the well belonged to them. So Isaac knew he and his family would be happy here in this new place.

God Appears to Isaac

That night God said to Isaac, "Do not be afraid. I am with you. I will give you a big family someday, just as I promised your father, Abraham."

Isaac was so glad to hear these words from God. Even though he had done nothing to his neighbors, they kept taking away his wells. But he did not get mad at them or fight with them. He just moved to a different place and dug a new well. What he did made him a peacemaker. And because he was a peacemaker, God told him he

would be blessed, just like his father. After God spoke to him, Isaac built an altar to praise God. He said, "God has given us a place to live."

Let's Be Peacemakers

We learned from today's story that it is better to be a peacemaker than a fighter. Sometimes

when people do things to us that make us mad, we want to argue or fight with them. But Isaac taught us that it is okay to just walk away instead of fighting. In the end, God will bless us even more because we are peacemakers, people who try to get along with everyone. This is what pleases God.



Check For Understanding

1. **What was Abraham and Sarah's son named?** (Isaac)
2. **What happened to Abraham's wells when Isaac tried to use them?** (Neighbors filled them with dirt and told them to leave the area.)
3. **What did Isaac do? Did he fight or leave?** (He took his family and animals and

moved to another place.)

4. **What happened when Isaac's servants dug new wells?** (The neighbors said the wells belonged to them.)
5. **Did Isaac and his family fight with these people?** (No, they moved again.)
6. **Let's think of some ways we can be peacemakers.** (Let the children share how they can be peacemakers; ask them how they can be peacemakers at home and at school.)



Life Application Story

Let's Not Fight

Mr. Russell asked Tommy's class to draw a picture. Boys and girls got up from their seats and went to get crayons from the shelves on the other side of the room. Soon there was only one box left. Brian grabbed the last box of crayons but Mike took it from Brian's hand. The two boys started fighting over the crayons.

"Let go! I had it first!" Brian shouted.

"No, I saw it first!" shouted Mike.

Mr. Russell told Brian and Mike to stop fighting over the crayons but the boys wouldn't listen. Both boys held on to the crayon box as tightly as they could and neither would let go.

When Tommy saw this he said, "Mike, if you want, you can share my crayons with me. I know you saw the crayons but Brian did get to them first."

"But I like this box. It belongs to me," argued Mike.

Brian did not like what Mike said. "The crayons don't belong to you. The box belongs to the class.

And besides, I got them first."

Tommy did not want them to fight. He learned at church that God does not want us to fight, He wants us to work things out.

"Since Brian got the box of crayons first, let him have it. Next time, you can have it, Mike," said Tommy. "I have enough crayons to share with you."

Mike thought about it for a moment. He did grab the box from Brian's hands.

"I guess, but only if I get to have the crayons next time," Mike said, as he let go of the box.

"Thanks, Mike. Thanks, Tommy," said Brian.

Brian and Mike went back to their seats. Mike sat next to Tommy and shared his crayons. Mr. Russell saw what Tommy had done to make peace between the boys and he smiled. He called Tommy over to his desk.

"Tommy, thank you for helping me make peace between Brian and Mike. That was really nice of you to let Mike share your box of crayons. I'm proud of you for being such a good peacemaker," Mr. Russell told Tommy, with a big smile on his face.

That day, Tommy went home happy because he did something God wanted him to do: make

peace between other people.

Questions to Think About

1. **What were Brian and Mike fighting about?** (A box of crayons.)
2. **How did Tommy try to help?** (Offered to share his crayons with Mike.)
3. **What did the teacher say to Tommy?** (He was



Activity 1

Isaac's Wells

Look at the picture. Trace the path with a crayon through all the wells that Isaac dug. Then trace the words at the bottom, "Isaac was a peacemaker."



Activity 2

Be a Peacemaker

Listen to the teacher read what happened in each picture. Then circle the ones that show the people being peacemakers, and not fighters. Which kind of person do you want to be?



Activity 3

Peacemaker Banner

Materials:

1. 6 pieces of construction paper
2. markers
3. decorations (stickers, pre-cut shapes, cotton balls, yarn)
4. glue
5. scissors

Directions:

1. Put 4 or 5 pieces of construction paper together side by side to create a long banner.
2. On the banner write the word "Peacemakers" in bubble letters.
3. Have the students cooperate and color in the letters and decorate the banner with whatever is available.

happy that Tommy could help his friends not fight.)

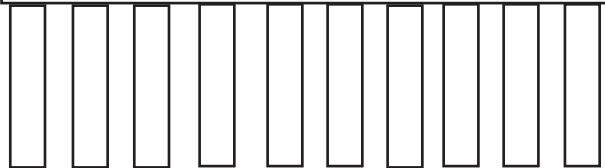
4. **How did Tommy feel when he went home?** (Happy because he helped his friends make peace.)
5. **What can we do when we are in a fight?** (Be sure not to hurt others, talk it out, walk away to calm down, ask a grown-up for help.)

4. Then cut out some short strips of another color of construction paper (or party streamers) and glue those at the bottom of the banner.
5. Hang up the banner in the room to encourage the students to be peacemakers at all times.

add decorations here


Peacemakers

add decorations here



Activity 9:1

Isaac's Wells




Isaac was a peacemaker.


Activity 9:2

Be a Peacemaker

1. Matt is getting ready to eat ice cream when Ken comes over and knocks over his bowl. What should Matt and Ken do? Circle the right picture. Cross out what we should not do.



2. Pat and Jesse are putting the toys away. They both want to put away the baseball bat. What should Pat and Jesse do? Circle the right picture. Cross out what we should not do.



Esau and Jacob

Overview

Materials You'll Need

- construction paper (cut into half inch widths)
- permanent markers
- packaging tape
- scissors
- self-adhesive Velcro
- hole punch and ribbon (optional)



Scriptures

Gen 25:20-34

Bible Truth Objective(s)

God wants us to be patient and wants us to treat the blessings that He has given us very specially

Behavioral Objective(s)

Learn to be patient and to not make foolish choices that lead to losing our blessings from God

Memory Verse

"Love is patient." (1 Cor 13:4)



Bible Knowledge

Twin Boys

After twenty years of marriage, the Lord gave Isaac and Rebekah children. Instead of a son, Isaac and Rebekah had twin boys. As they were in Rebekah's body, they were struggling with each other. The Lord told her that she was carrying two sons who would become the ancestors of two nations (the Edomites and the Israelites) and that the firstborn would serve the younger (Gen 25:23). The Lord revealed to Rebekah what their futures would be like.

At the time of their birth, the younger baby, Jacob, grabbed hold of the heel of the older son, Esau. Jacob's name means "heel catcher," implying an intent to cause others to fall. As the boys grew, their differences in appearance, personality, and interests became even more apparent. Esau was an outdoors man; Jacob, however, preferred to do things near home.

Birthright

A birthright was a special honor given to the firstborn son. It included a double portion of the family inheritance along with the honor of leading the family. The oldest son could sell his birthright or give it away if he chose, but in so doing, he would

lose both material goods and his position in the family. By trading his birthright, Esau showed complete disregard for the spiritual blessings that would have been given to him. Esau despised his birthright.

Jacob's Deception

Although Jacob got the blessing he wanted, it was through deceiving his father. He had to live with some of the consequences:

1. he never saw his mother again;
2. his brother wanted to kill him;
3. he was deceived by his uncle, Laban;
4. his family was torn by strife;
5. Esau became the founder of an enemy nation;
6. he was exiled from his family for years.

Imagine how different his life would have been if he could have waited.



Understanding Your Students

To stress the uniqueness of each of your children, you can try a project to reinforce the differences and commonalities of the students in your class. Each week, you can feature a student in your room. Before or after the class begins, display a picture of one student. Create a chart around this picture which has facts about the featured student. Things to include are physical traits (height, age, hair length, gender) and character traits (smiles a

lot, loves to eat pizza, helps out at home by taking out the garbage). When you have finished sharing the student's information, post his picture in an area of the room designated for the "featured students." Spotlight one student per week until all the students have had a chance to share things about themselves. The caption above all the posters could read "God Has Made Us Unique!" As a class, after every student has been featured, remind the children that God has created us similarly in some ways and different in other ways. We should appreciate each other for who we are. Otherwise, the world would be a very dull place.



Vocabulary

Twins

two babies born at the same time from one mother; sometimes they look alike, sometimes they don't

Birthright

special things the firstborn son gets

Red Stew

a kind of stew made out of red beans

Foolish

to do or say something without thinking about it



Before You Teach

There are many characters in the Bible who lost a great deal because of their lack of patience. Moses, who in a moment of frustration, hit the rock twice instead of commanding water to come out from it, lost his chance to enter into Canaan (Num 20). Saul lost his kingdom when he offered up the sacrifices himself and did not wait for Samuel to come (1 Sam 13). In today's lesson, Esau lost his right to his inheritance because he was hungry and a bowl of stew looked more inviting (Gen 25:29-34). When we read their stories we might think that if they had just been a little bit more patient, their lives might have turned out very differently.

Ironically, patience is usually built during times of trial and tribulation. When our patience is tested, that is the time to rely even more on God and

trust that He knows what is best for us. Jacob was a good example of someone who waited. He had already worked seven years to marry Rachel. But when he was tricked, he patiently worked another seven years so that he could finally have Rachel as his wife (Gen 29:20).

"I waited patiently for the Lord; and He inclined to me, and heard my cry" (Ps 40:1). Jacob's example teaches us that when it seems hardest to be patient, that is when we need it the most.

One of God's characteristics is long-suffering. God was patient with the Israelites even though they had abandoned Him over and over. He did not give up on them, but instead He was always ready to forgive and help them. God's amazing unconditional love is something we should strive for. It can help us be that patient person during times of difficulties. It can be the key to our success, so that we don't make rash choices or do things we will come to regret later on.



Bible Story

Isaac and Rebekah Have Twins

In our last lesson, we talked about Isaac and how he was a peacemaker. Even though his neighbors kept taking away his wells, he did not fight

with them. He moved away until he found a place where he could build a home. God blessed Isaac and he was very rich. That meant he had a lot of servants and animals.

Isaac was forty years old when he got married. His wife's name was Rebekah. But Rebekah didn't have any children for a long time. She was sad that

she could not have any children. So Isaac prayed to God for his wife and God heard his prayer. Do you know what that means? It means that God knew how much they wanted a baby and He answered Isaac's prayer.

Rebekah and Isaac were very happy. They were going to have a baby! Slowly, Rebekah's tummy started to get bigger and bigger. Soon, Isaac and Rebekah found out that God had another surprise for them. There was more than one baby in Rebekah's tummy. There were two babies! They were going to have twins. Rebekah was very surprised but she was also very happy! God told her that this was His will. As the babies got bigger in Rebekah's tummy, she could feel that they liked to kick each other a lot! Rebekah could not wait for them to come out.

Soon, she gave birth to the twins and they named the two baby boys Esau and Jacob. Esau was born first, so he was the older son. Jacob came out right after Esau so he was the younger brother. When they were born, Jacob was holding on to his older brother's foot.

Jacob and Esau Are Very Different

Isaac and Rebekah were very joyful when the babies were born because God made both Esau and Jacob. They were twins so both of them were the same age. In some ways, they were alike. They were cute babies and they were small and very soft. But in other ways, they were not the same. First, they didn't look the same even though they were twins. Esau had red skin and he had a lot of hair. Jacob did not have red skin or very much hair.

They were very different after they grew up too. Esau liked to go to the field and hunt for food. He was happiest outside where he could breathe fresh air. Jacob liked to be near the tents where he could help his mother. He was happiest when he could help cook the food and take care of the house.

Esau Gives Up His Birthright

One day, Esau went out to hunt for wild animals. Jacob stayed home. He was doing one of his favorite things, cooking. He was cooking red stew. Do you know what red stew is? (show samples of red lentils or beans to the children) Jacob cooked this for a long time, and then it became red stew. It looked and smelled very delicious when it was

almost ready.

Jacob smelled the red stew he cooked. Oh, it smelled so good! Just then his brother, Esau, came in. He was very tired and very hungry from his day of hunting. Suddenly, Esau smelled something good. It was his brother's red stew!

He said to Jacob, "Oh, I'm so hungry! Can I have your red stew?"

So Jacob said, "All right, if you let me be the big brother and give me your birthright, I will let you have all this red stew."

Esau didn't even think about what Jacob was asking him. He was too hungry to care.

"I am so hungry I am about to die. I don't care. You can be the big brother. I can be the younger brother. All I want is the red stew."

Jacob said to Esau, "You have to promise me that you will give me the birthright so that I will be the older brother."

Esau replied, "Yes, yes, yes. I promise."

After Esau made his promise, Jacob gave Esau the stew and also some bread to eat. After Esau finished eating and was full, he got up and left. He didn't even think about what he had just done.

Esau Loses His Birthright

Some time later, their father Isaac was old and about to die. It was time to give the older son all the blessings from God. Do you remember who was the older brother? Esau was born first so he was older. But Esau was not the older brother anymore because he had given his birthright to his younger brother Jacob. He had given his birthright to Jacob for the red stew. So Jacob was the older brother now and he received all the blessings from his father. Esau lost all of his blessings. When Esau realized what he had done by giving away his birthright without even thinking about it, he was very sad. He cried and cried. He wished he had not done something so foolish. He begged his father to give him some blessings too. But it was too late. He could not be the big brother anymore.

We Must Learn to Wait

Esau should not have let Jacob be the big brother because he was hungry and could not wait to eat. He couldn't wait to have the red stew and in the end, he lost his blessings.

God does not want us to make foolish choices like Esau did. He wants us to learn how to wait. Esau

could have made his own food to eat or waited for dinner. If Esau had learned to wait, he would not have given up his blessings just like that. We must

also be careful. We don't want to do something foolish just because we can not wait. God wants us to wait for things.



Check For Understanding

1. **How many babies did Isaac and Rebekah have?** (Two babies at the same time or twins.)
2. **What were their names?** (Esau and Jacob.)
3. **When Esau and Jacob were babies, how were they different?** (Esau had red skin; he was hairy. Jacob did not have red skin; he was not hairy.)
4. **After Esau and Jacob had grown up, how were they different?** (Esau liked to hunt and Jacob liked to stay indoors and cook.)
5. **What happened to Esau one day after he**

- finished hunting?* (He was very hungry.)
6. **What did Esau ask Jacob when he saw the red stew Jacob had cooked?** (Asked him for red stew to eat.)
 7. **What did Jacob ask Esau for?** (Asked him for his birthright; he wanted to be the older brother.)
 8. **Did Esau give it to him?** (Yes, he didn't care about it.)
 9. **Who got the blessings from Isaac?** (Jacob)
 10. **How did Esau feel when he knew he didn't get the blessings?** (Sad and he cried.)
 11. **Sometimes it is hard to wait. What can we do when we are waiting for something?** (Let students answer.)



Life Application Story

The Stomachache

Mrs. Lopez's sister, Claudia, came to visit the Lopez family from a very far away place. She brought a lot of gifts for the whole family, including Ricky and Juan. When Ricky saw his favorite snack, beef jerky, sitting on the table, he grabbed it and started eating.

Mrs. Lopez said, "Ricky, maybe you should wait until after dinner to have some. That way, it will be a snack and you won't lose your appetite now. Juan can also try it later."

But after the first bite, he couldn't put the beef jerky down. It was too good. He kept on eating because he liked it so much.

"This is so good I can eat two boxes of it," said Ricky.

"Be careful, Ricky. Don't eat too much or you might get a stomachache. I think your mom is right. You should wait until later to eat it," Aunt Claudia warned.

But it was so yummy that Ricky did not listen and just kept munching away.

An hour later, after Ricky had finished eating one whole box of beef jerky, he felt sick.

"Mom, I don't feel well. My stomach hurts," Ricky said.

"Ricky, you didn't listen to Aunt Claudia, did you? And you didn't save any beef jerky for Juan?" Mrs. Lopez said.

"Sorry, Aunt Claudia. I guess beef jerky is my favorite snack and I just couldn't stop eating. I should have saved some beef jerky for Juan. I guess I couldn't wait. Now, I know how it feels to have too much beef jerky," said Ricky.

"That's okay, Ricky. I think you have learned your lesson. Come, let's get you some water to drink. Afterwards, go lie down on your bed and pray to God and ask Him to make you feel better," Aunt Claudia said while helping Ricky to get a glass of water.

"Hopefully, God will listen to my prayer and make my stomachache go away. I will learn to wait next time and just have a little bit," said Ricky.

Questions to Think About

1. **How did Ricky feel after eating a whole box of beef jerky?** (Sick)
2. **Why couldn't Ricky wait?** (It was his favorite snack.)

3. **What would have happened if Ricky had waited to eat the beef jerky?** (He would not have had a stomachache and he could have saved some for Juan.)



Activity 1

Esau and Jacob

Look at the picture at the top. Who is Esau and who is Jacob? Write their names below the drawing. Do you remember who likes to hunt and who likes to cook?

Now look at the bottom picture. Esau wanted Jacob's red stew. He could not wait and in the end he lost his blessings. Finish the sentence, "God wants us to _____ (wait)."



Activity 2

"Good Waiters"

Look at the pictures. How are each of the children waiting their turns?



Activity 3

Be Patient Wristband

Materials:

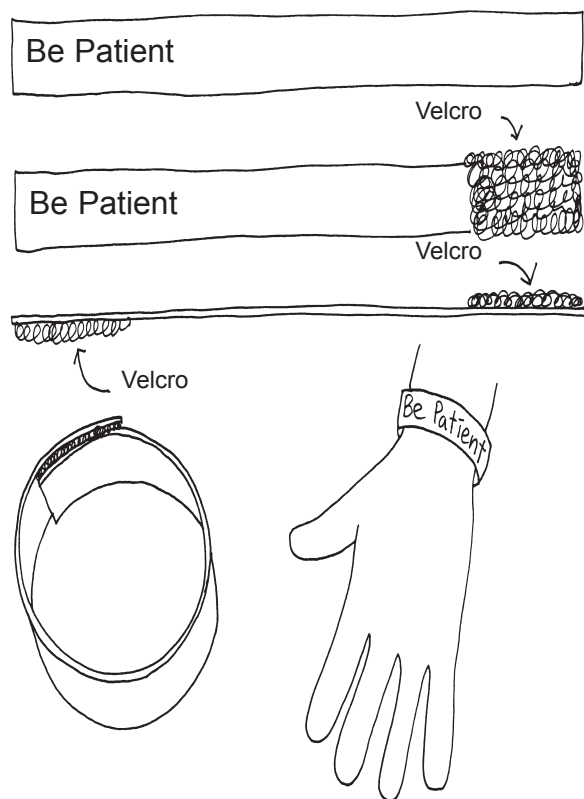
1. construction paper (cut into half inch widths)
2. permanent markers
3. packaging tape
4. scissors
5. self-adhesive Velcro

Directions:


1. Help students write "Be Patient" on the construction paper.
2. To make it sturdy, put packaging tape over the entire strip of construction paper.
3. Wrap the strip around the student's wrist to measure how long it should be. Then cut off.
4. Peel self-adhesive Velcro pieces (hook and eye pieces) and press against the construction paper strip (see below).

4. **What is something that is hard for you to wait for?** (Let students answer.)
5. **How can you be better at waiting for something?** (Let students answer.)

5. Wrap the wristband around the student's wrist until the Velcro pieces overlap.
6. If Velcro pieces are not available, an alternative would be to punch two holes at the ends of the strip and tie together with ribbon.
7. As the students are making the craft, be sure to talk about what the word patient means and how it relates to today's lesson and memory verse.



Activity 10:1



This is _____.


This is _____.




God wants us
to

_____.

Good Waiters



How are these children good waiters?



How are these children good waiters?

Jacob's Dream

Overview

Materials You'll Need

- craft sticks
- angel pattern (2 angels per student)
- paint and paint brushes
- markers
- yarn
- tape
- glue



Scriptures

Gen 27:30-45; 28:10-22

Bible Truth Objective(s)

God protects His chosen people, especially when we trust and rely on Him

Behavioral Objective(s)

To know that God protects us no matter where we are; to pray to God for His guidance and protection

Memory Verse

"The Lord is your keeper." (Ps 121:5)



Bible Knowledge

Bethel (Luz)

Bethel, originally called Luz, was about ten miles north of Jerusalem and sixty miles north of Beersheba, where Jacob left his family. Bethel is where Abraham made one of his first sacrifices to God when he entered the land. Later Bethel became a center of idol worship, and the prophet Hosea condemned its evil practices.

Jacob traveled nearly fifty miles on the first day he fled to the town of Luz. That night he lay down to sleep in a field, using a stone for a pillow. Jacob's dream of a stairway to heaven is one of the most famous dreams in the Bible.

In the dream, God promised to watch over Jacob and give him the land he was lying upon. God also

promised to give Jacob many descendants, and He renewed the promise He had made to Abraham and Isaac, that one day all nations would be blessed through their family (Gen 26:1-5; 28:14).

Jacob awoke with thankfulness. He took the stone that he had used as a pillow and anointed it with oil to make a monument to God. Then he renamed the place "Bethel," which means "house of God." These actions indicate progress in Jacob's spiritual life.

Jacob's Trip to Haran

With his mother's help Jacob had gotten the birthright from his brother. After deceiving Isaac and Esau, Jacob ran for his life, traveling more than four hundred miles to Haran where an uncle, Laban, lived.



Understanding Your Students

It is still very difficult for students at this age to really know and feel that God is there for them. It is equally hard for them to truly experience God through prayer. Therefore, it is important for teachers to help them see that God is with them no matter where they are or what they are doing.

We can talk about God when there is rain. We

can talk about God when there is sunshine. We can point out the flowers, trees and fruits. These are all different ways God loves us and protects us. More concretely, we can talk about how God can make people better when they are sick. A good way for the children to understand this is to share a testimony, especially when it is about someone they know. God will become more real to them.

We can also talk about what to do when they do need God's help. For example, if they are sick,

how can God help them? Or if they are lost, how can God help them? If they turn to God for help at those times, in the end, they will realize that God really is a friend who is constantly by their side. In turn, they can encourage others around them to pray to God for help. Many young children innocently ask their parents to just kneel down and pray to God when they are sick or need help at school. These are all good starting points for them

to experience God.

Until the students can comprehend the abstract, we must help them know God from a concrete perspective. That means we need to talk about God whenever we can so students can see that everything around them is related to God and His presence in our lives.



Vocabulary

Pretend

to act like something or someone that you are really not

Dream

what happens in your mind when you are asleep

Ladder

something that you use to climb higher

Heaven

a place where we go after we die

Angel

an angel is a heavenly messenger sent by God



Before You Teach

It seems to be easy to turn to God when there is something we can't overcome on our own. This is because we don't have other options. God is, in essence, the last resort. In other words, it is easy to find God in the big stuff. But what about the little things in life? Shouldn't God be there too? How often do we find God when we wake up in the morning and breathe in that fresh air? What about when we have a safe drive home from work every evening?

Today's lesson talks about finding God even when it doesn't seem like God is there. Jacob probably thought God was very far away from him. He

had, after all, just tricked his father and Esau out of some important blessings. Yet, God revealed to him that He will always be with him.

This is exactly what God wants us to know. He will always be there for us, no matter what the situation. Even if there is nothing significant going on in our lives, God is telling us, He is still there. He will not go away. The more we appreciate God in the small things in life, the more we will feel Him in our lives. And when that happens, we will naturally become joyous people, constantly praising God and smiling. We can't help but do that because God is with us. So instead of waiting for the big things to happen and then finding God, let's take a quiet moment and find God now, in the little things. He has promised us He will be there if we look for Him.



Bible Story

Jacob Tricks Isaac

In the last lesson, we learned Esau lost his blessings. Do you know how he lost them? When Isaac was getting old, he wanted to bless his oldest son, Esau. When Jacob found out, he wanted the blessings because Esau had already given him the birthright. Jacob thought he was supposed to be the older brother now. That was what Esau promised him for the bowl of red stew. Jacob wanted

the blessings but he didn't know how to get it without letting his father know.

Jacob knew that Isaac could not see well and so his mother, Rebekah, came up with a plan. He would pretend to be Esau by wearing his brother's clothes. That way when Isaac smelled him, he would smell like Esau because he was wearing his clothes. But there was one more problem. Esau was hairy but Jacob was not. So Jacob put some goat skin on his hands and neck. That way, if Isaac touched him, he would feel hairy, just like his brother. Jacob thought this plan would work since his father could not see well to know who he really was. This was tricky but Jacob wanted the bless-

ings so much, he did not care that he was doing something wrong.

Isaac Blesses Jacob

When Jacob went to see his father, he pretended to be his brother. He brought him some food to eat and then he asked Isaac for the blessings. Isaac came close to him and smelled Jacob and touched Jacob.

"Are you sure you are Esau?" asked Isaac.

"Yes, I am your oldest son, Esau," lied Jacob. So Isaac ate some of the food Jacob had brought and he blessed Jacob, thinking he was Esau. Isaac did this because he could not see well anymore. He was tricked.

Esau is Angry at Jacob

When Esau found out that his own brother had tricked him and his father, he cried and was very upset. He begged his father to give him some blessings too but Isaac said it was too late. He had given all the blessings away to Jacob. When Esau heard this, he was very angry. He did not like his brother anymore for taking his blessings away. He was so angry, he wanted to hurt his brother. When their mother, Rebekah, saw how angry Esau was with Jacob, she told Jacob to leave the house and go somewhere far away until Esau felt better and was not so angry at him.

"Why don't you go to your uncle's house in Haran and stay there for awhile?" said Rebekah to Jacob. "When your brother is not angry with you anymore, I will send someone to come and get you and then you can come back home."

Jacob knew that his brother Esau was mad at him and he thought his mother's idea was good. So he packed up his things and he left his father's house and headed for Haran.

Jacob Sleeps in the Field

Jacob's uncle lived far, far away. It would take many many days to get to Haran. On the first day, he walked for miles and miles. He was tired and it was scary to be all by himself. He did not have any family with him anymore. It also made Jacob sad that his brother was mad at him, so mad that he had to leave the house. After walking for a long, long time, Jacob knew he could not walk any more because the sun was going down and he would not be able to see well at night. So Jacob found a place

to lie down and rest. There were no houses near by so Jacob just slept in the open field. Jacob didn't have a pillow with him, so he laid his head on a rock and fell asleep because he was tired from walking all day.

God Appears to Him in a Dream

While Jacob was sleeping, he had a dream. We all have dreams sometimes when we sleep. But this dream was a special dream. In the dream, Jacob saw a long ladder reaching high up into the sky. The ladder reached so high it went right up into heaven! And when Jacob looked closer in his dream, he could see angels climbing up and down the ladder. This was such a special sight to see.

Then Jacob heard God speaking to him.

God said, "I am the God of Abraham and Isaac, your father. I will always be with you wherever you go. I will protect you and your family, just like I promised your father and grandfather. You will have many children, so many that it will be hard to count them all."

God was making some great promises to Jacob.

God also said, "I will give you the land that you are lying on."

Jacob Worships God

Then Jacob woke up. He said, "This is a very special place. I know God will be with me wherever I go and I know that God is here because He spoke to me in my dream. I want to worship God right here, right now."

So Jacob took the stone he used for a pillow and made it a special place to worship God. He poured oil over it. Jacob thanked God for looking after him so that he was not harmed on his way to his uncle's house.

Jacob remembered the dream about the ladder and the angels as he traveled. He also remembered that God had promised to be with him wherever he went. Now he did not feel as lonely or as scared. After traveling for many days, Jacob finally arrived at his uncle's house in Haran.

God is Always With Us

When Jacob had to leave his house and travel by himself to a far away place, it was a sad and scary time for him. Even though he received the blessings, he had to leave his family and be by himself. And his brother was mad at him. But he

learned in a dream that God would always be with him. Then he knew that no matter where he was or what he was doing, God would protect him. He was thankful for that.



Check For Understanding

1. **Why did Jacob decide to leave his house?** (He took Esau's blessings and Esau was angry with him.)
2. **Where was Jacob planning to go?** (To his uncle's house in Haran which was far away.)
3. **After walking for a long time, Jacob was ready to lie down and rest. What happened while he was resting?** (He had a dream.)
4. **What was in his dream?** (He saw a ladder that reached all the way to heaven; angels were climbing up and down it.)

5. **What did God say to him in the dream?** (He would be with him wherever Jacob went; He would keep him and his family safe; He would have many descendants; He would have all the land he could see.)
6. **When Jacob woke up, what did he do with the stone he used as a pillow?** (He made a place to worship God.)
7. **Why was Jacob happy when he started on his trip again?** (God was with him.)
8. **Even though Jacob had tricked his father and brother, God still loved him. How does God love you?** (Let students answer.)



Life Application Story

Lost

The Hayes family decided to go on a camping trip. They were very excited, especially the two little girls, Cathy and Rachel. The girls were especially antsy in the car on the way there.

"Are we there yet?" Cathy asked for the tenth time that hour.

"No!" both Mr. and Mrs. Hayes said together. Rachel giggled.

"If you're so bored, why don't we listen to some songs?" said Mrs. Hayes, as she slipped in a CD. They sang along, and had lots of fun, laughing and teaching each other the lyrics. And before they knew it, they had arrived at Dandelion Mountain, the place they were going to set up camp.

Cathy and Rachel stretched their legs as they got out of the car. Their parents took things out of the trunk and they brought all their camping gear to a beautiful clearing which was just a five minute walk up the mountain. They set all their things up,

and were finally prepared for a week of nature.

When Mr. and Mrs. Hayes were inside the tent trying to set up the big air-mattress, Rachel noticed a squirrel by the path heading towards the forest. She got excited because she rarely saw squirrels near her house. She walked towards it, but it ran away. She began chasing it, as it moved through the forest, weaving and turning around bushes and plants. Soon, the squirrel scampered up a tree.

"Oh well," Rachel thought as she turned around to head back. Wait ... there were a few paths. She couldn't remember where she'd come from. She tried one of them, but that only made her more lost. She started to feel scared.

She called out, "Mom!! Dad!!" but no one answered. She cried out a few more times but she heard only the wind blowing through the trees. She sat down by a tree, and began to cry.

Rachel was tired, alone, and scared. Then suddenly, she remembered what her mom had told her. Her mom said that God is always there for you, and whenever you are afraid or alone, you can just pray to Him. So Rachel got down on her knees, and prayed to God. She asked Him to please help her find her parents, and keep her safe.

After her prayer, she felt a little bit better. But she still didn't dare to move because she was afraid she might become more lost. After sitting for a while, she was feeling scared again. This time, she sang hymns to keep her spirits up. She had only sung a few words when she heard someone calling.

"Rachel! Rachel!" It sounded like her mom! She stood up and yelled, "Mom! Mom! I'm over here!"

Soon, Rachel could see her mother running towards her. She ran to her and they gave each other a big hug.

"I was so worried!" said her mom.

"I was scared!" said Rachel, holding onto her mother tightly.

After getting back to the campsite, Rachel told everyone how she prayed to God and sang hymns to keep from feeling scared. After she warmed up and felt better, they toasted marshmallows. The family had lots of fun for the rest of the week. But

most importantly, they all learned that you can always count on God!

Questions to Think About

1. **Where was the family going?** (Camping)
2. **Why did Rachel get lost?** (She ran after a squirrel and lost her way.)
3. **What did she do to not feel scared?** (Prayed and sang hymns.)
4. **What did Rachel learn when she was lost?** (God will always protect her no matter where she is or what she is doing.)
5. **What can we do when we are scared?** (Let students respond.)
6. **How does God protect us?** (Let students answer.)



Activity 1

Jacob's Dream

Look at the picture. In his dream, what did Jacob see? He saw a ladder reaching up into _____ (heaven) with angels climbing up and down it.



Activity 2

God Protects Us

Look at the pictures. How can God look after us and protect us, no matter what we are doing? What do we always need to do? (pray to God for His guidance and help; He will always protect us.)



Activity 3

Jacob's Ladder



Materials:

1. craft sticks
2. angel pattern
3. paint and paint brushes


4. markers
5. yarn
6. tape
7. glue

Directions:

1. Create the ladder by helping students glue the craft sticks together (see below). If the sticks are plain wood color, students can be given paint to paint the stick various colors. Allow paint and glue to dry.
2. Provide each student with two angel patterns. They can use markers to color the angels in.
3. Tape the two angels to the ends of one piece of yarn.
4. Hang the angels by threading the yarn through one of the steps on the ladder.
5. Remind the students of Jacob's dream and what God told him to comfort him as the angels "climb" the ladder.




Activity 11:1




In his dream, Jacob saw a ladder reaching up into _____ with angels climbing up and down it.

Activity 11:2 Look at the three pictures. How can God look after us and protect us, no matter what we are doing? What do we need to always do?



Activity 11:3

Angel Pattern



Esau and Jacob Forgive Each Other



Overview

Materials You'll Need

- small size disposable paper cups (one per student)
- green color streamers
- popsicle sticks
- heart-shaped patterns on heavy construction paper or pre-made wood hearts
- markers
- glue
- scissors



Scriptures

Gen 31:3; 32:1-21; 33:1-9

Bible Truth Objective(s)

God has forgiven us and He wants us to forgive one another

Behavioral Objective(s)

To learn to forgive others and resolve to live in peace

Memory Verse

"Have peace with one another." (Mk 9:50)



Bible Knowledge

Jacob's Life In Haran

Fearing Esau's anger, Rebekah convinced Isaac that Jacob should journey to the home of her brother, Laban, to find a wife. After Isaac agreed, Jacob started out on his lonely journey from Beersheba to Haran in Padan-aram.

Twenty years later, Jacob would return to his homeland. He was frightened by the news that Esau was coming to meet him with four hundred men. However, Jacob asked the Lord for help, reminding the Lord of His promise of protection. Jacob placed his family in separate arrangements and sent lavish gifts to his brother, Esau, hoping for the best outcome. The

Lord took care of Jacob just as He had promised. The Lord had changed the heart of Esau and he surprised Jacob by receiving him without any bitterness. The brothers reconciled and ended their years of hostility.

Esau in Seir

Even though Esau had lost his birthright, he could still receive the blessings of the eldest son from Isaac. But Rebekah came up with a scheme to help Jacob receive the blessing instead. After Jacob fled, Esau lived in the land of Seir. Years later the brothers reconciled but their descendants continued to struggle against each other.



Understanding Your Students

Many young children experience sibling rivalry. This is especially true if there is a new baby in the family or if one child is much older and has more privileges. It may manifest itself through hitting or fighting. In addition, children are naturally impulsive. As adults, we have learned to control ourselves when tense situations arise. We have learned this through personal experience and sometimes from trial and error. We also know of

adults who seem to lack the ability to control their emotions and impulses when undesirable situations occur. The children need to be taught early on the importance of self-control and what can happen when we lose control.

In trying to relay the importance of "peaceability" there are many qualities that need to be stressed within the lessons and through our character. Calmness, peacefulness, and serenity are important to include in the overall classroom atmosphere. The children also need to be taught that differences are seldom resolved through con-

flict. Here are some suggestions you could try when conflicts arise:

The "Calm Couch" and the "Repenting Bench." These methods combine a penalty for temper and hurtful conduct with a way to get attention once there is improvement. The "Repenting Bench" is a hard bench (or two straight-backed chairs) somewhere in the classroom where children who fight are assigned to sit. Children who fight (physically or verbally) are sent instantly to the bench. A child can

get off only when he can tell you what he (not the other child) did wrong and when he "repents" to the other child with a hug and a request for forgiveness. The "Calm Couch/Chair" is a softer chair. When a child is fussy or loses his temper, have him sit in the calm chair until he is calm. Don't treat the calm chair or the repenting bench as punishments. Rather, they are ways to help the child achieve some level of self-control.



Vocabulary

Pretend

to act like someone or something we are not

Messenger

someone who delivers messages or says things for another person



Before You Teach

Often, we might feel cheated, as Esau did. It can happen at work, at school or even in church. It is very easy for us to become bitter and angry as a result. Cain, in envy and bitterness, killed his own brother. Similarly, Saul plotted to destroy David. Even if we don't take any drastic measures, as these two people did, the hatred itself can consume us and take over our lives. In fact, Saul spent years hunting down David and never gave up. He was driven by his intense dislike for one person. Bitterness can become a vicious cycle. In some instances, we can even turn into a completely different person, forgetting what it is like to be happy and content.

Anger is one feeling that easily enters our hearts and becomes extremely difficult to get rid

of. How can we really be forgiving and let bygones be bygones?

We can remove bitterness from our lives by openly expressing our feelings to God. It is normal to feel anger. God made us that way. But when it begins to take over our lives, we need to seriously talk to God about it. It is a huge first step to admit to God we have a problem. It gradually becomes easier to let it go when we can talk about what is really bothering us. Often, it isn't about the other person or thing, but rather it is usually about something we feel is inadequate about ourselves. Even if someone has wronged us, communicating to God will help us truly forgive one another.

It also helps to focus on the good things we do have in our lives. When we are content with who we are and what we have, then we naturally feel joy; fewer things in life seem to bother us. Let us ask God to give us a heart of love and kindness, so that we may spread joy to others around us.



Bible Story

Jacob's Life in Haran

Do you remember that Jacob and Esau were twin brothers? But they were different in many ways. Esau was hairy and liked to hunt while Jacob was not hairy and liked to stay near the tent.

We learned in our last lesson that Jacob tricked his brother and father. While Esau was away hunting, Jacob pretended to be Esau. Isaac, the father, could not see very well, so he believed that he was

talking to Esau. He told Jacob some things that he had planned to say to Esau. Esau was the oldest son because he was born a few minutes before Jacob. So Esau had the right to be put in charge of the family. But Isaac blessed Jacob instead and put Jacob in charge of the family. When Esau came home, he was very angry because his brother had tricked him. He was so angry he said he wanted to hurt Jacob. That is when Jacob left his home and went far away.

We know that Jacob traveled all the way to his uncle's house in Haran. After he got there, he

worked very hard and started his own family. Many years went by. Jacob had a large family now and he was happy that God had blessed and protected him even though he was so far from his own home. But a part of him was still sad. Do you know why? He hadn't seen his mother, father or his brother for about twenty years. That is a very long time to be away from the people you love.

Jacob Decides to Go Home

One night, God spoke to Jacob.

"Now you should go home to your father. I will be with you."

Jacob was happy to hear these words. He really wanted to see his parents. But he was also a little bit scared. He knew he had done something wrong many years ago by tricking his brother. Would Esau still be mad at him? But then he remembered that God said He would be with him. So he obeyed God's words and packed his things to return home. He had a large family and many animals so it took some time to get everything together. But once everyone was ready, Jacob headed home.

Jacob Sends His Messengers

It took many days to travel home. As Jacob got closer, he decided to send some messengers ahead of him to tell his brother that he was coming back to see him.

Jacob said to his messengers, "Tell Esau that I have been staying with our uncle Laban for the last twenty years. But now, I have come home."

So the messengers went ahead to tell Esau what Jacob had just said. After some time, the messengers came back. Jacob was excited. He wanted to know what his brother had said.

"What did Esau say to you?" asked Jacob.

"We went to your brother Esau and told him everything you asked us to say. Now, he is coming out to meet you, with four hundred men."

When Jacob heard this, he didn't know what to think. "Why is Esau meeting me with four hundred men?" wondered Jacob. "Is he still angry and coming to fight with me?"

Jacob Prays to God

Jacob was a little bit scared. He wasn't sure what he should do next. So he decided to pray to God.

"God, you said I should go back home and now I am almost there. I don't know if Esau is still mad or not. Maybe he is coming with four hundred men to attack me. Please keep me and my family safe. Help Esau not be angry with me anymore." Jacob said these words in his prayer to God. He believed that God would protect him.

Jacob Sends Gifts to Esau

After he prayed, Jacob decided that he would send some gifts to Esau first. He wanted to show Esau that he was sorry for what he had done. So he got many goats, rams, camels, cows and donkeys from his herd. Then he asked some servants to bring these animals to his brother. Jacob hoped his brother would not be mad at him. He told his servants to go ahead of him.

Esau Forgives His Brother

Jacob was nervous as he headed home. He hoped his brother would like his gifts. Soon, Jacob looked up and saw from far away that his brother was coming. Jacob ran up and bowed down to the ground. He wanted Esau to forgive him. And do you know what Esau did? He ran up to Jacob and hugged him. Jacob did not expect this at all. As they hugged, they cried. The brothers cried because they had not seen each other in twenty years. Esau wasn't angry at Jacob. He was just happy to see him. He was glad his brother had finally come home.

"Who are all these people?" asked Esau.

Jacob answered, "These are my family and servants."

"And what about all those animals I just saw on my way here?" Esau asked.

"They are gifts to you. I don't want you to be mad at me anymore," replied Jacob.

"I am not mad at you. You should keep the animals. God has blessed me and I have all that I need," Esau said to his brother.

Jacob could not believe his ears. He thought his brother had come with four hundred men to attack him. But instead, he came to hug him and forgive him. He was happy he had come home. In fact, he was so happy, he cried some more.

It was good that the brothers could talk and forget the things that had happened before. Brothers should not be mad at each other. Esau was glad he forgave Jacob and Jacob was happy Esau

was not angry. Now they could be a big happy family.



Check For Understanding

1. **Who cheated Esau out of his birthright?**
(Jacob)
2. **Why did Jacob run away?** (Esau was angry at him for tricking him out of the blessings.)
3. **After many years Jacob wanted to go home. Was he sorry for what he had done to his brother?** (Yes)

4. **What did God say to Jacob before he went home?** (God would be with him.)
5. **What did Jacob do when he heard Esau was coming with four hundred men?** (He was scared and he prayed to God to change Esau's heart.)
6. **How did Esau show Jacob that he was no longer angry?** (He ran to Jacob and hugged him.)
7. **What does it mean to forgive someone?**
(Let students answer.)



Life Application Story

I Forgive You

John was taking a bath. He was having fun playing with a new water toy. After a little while John became bored with just one toy so he took his sister Michelle's toothbrush and pretended that it was a giant attacking the toy ship.

"Shoot! Boom! Splash! Take this you big giant. I am stronger than you!" John said to himself.

"What are you doing in there, John?" Michelle asked while knocking on the bathroom door.

"I'm trying to kill the giant. He is trying to attack my ship!" said John.

"Hurry, John, get out of the water. I need to use the bathroom!" Michelle said.

"You can come in, Michelle! Come and see how powerful my ship is," said John.

Michelle opened the bathroom door and saw John holding her toothbrush and scratching it against his toy. She also saw John putting her toothbrush in his bath water. Michelle became really mad.

"Mom!" Michelle yelled at the top of her lungs. "John is using my toothbrush as his giant, and he is putting it in the water he is taking a bath in!"

Mrs. Marsh hurried in to see what had hap-

pened and said, "John, what are you doing? Why did you take Michelle's toothbrush and put it in your bath water?"

"Mom, look, my ship is stronger than the giant! See how the giant is falling over?" said John.

Mrs. Marsh shook her head and said, "John, please answer my question."

"Mom, I couldn't find anything else to be my giant so I took Michelle's toothbrush. It makes a good giant. I didn't mean to get it dirty. I was so caught up in playing that I forgot it was her toothbrush. Sorry, Michelle," John said.

"It's okay John. I forgive you. I guess I'll get a new toothbrush for myself later, but please don't use my new toothbrush as your giant. Promise?" asked Michelle.

"I promise," said John.

Questions to Think About

1. **How did Michelle feel when she found out that John used her toothbrush as a toy?** (Angry)
2. **What did John do after he realized he had ruined his sister's toothbrush?** (He apologized.)
3. **What did Michelle do?** (She forgave her brother.)
4. **What is your favorite toy?** (Let students answer.)
5. **What if someone took that toy and broke it?**

- What would you do? (Let students answer.)*
6. **What does it mean to forgive someone? How**



Activity 1

Angry and Happy

Look at the pictures. When Esau was mad at Jacob, how did the brothers feel? (angry) When Esau forgave Jacob, how did they feel? (happy) God wants us to get along with each other.



Activity 2

How We Get Along

Look at the pictures. How are the friends getting along? (playing together and sharing a picnic) God wants us to get along with one another. In the space below, draw a picture of how you get along with your friends or family.



Activity 3

Peace Flower Pot

Materials:


1. small size disposable paper cups (one per student)
2. green color streamers
3. popsicle sticks
4. heart-shaped patterns on heavy paper or pre-made wood hearts (from craft stores)
5. markers
6. glue
7. scissors


Directions:

1. Provide one paper cup per student. Ask them to decorate it with markers. Be sure to write the word "Peace" on the cup to show that we all want to live in peace with one another.

can you forgive someone? (Let students answer.)

2. Give each student three hearts of various sizes cut from heavy paper or three pre-cut wood hearts (they can be purchased at craft stores).
3. Ask students to color the hearts.
4. Glue the hearts to the top of popsicle sticks.
5. Stuff the cup with green streamers (to mimic grass). Then put the sticks into the cup with the hearts as flowers.
6. Remind the students that God wants us to get along with everyone. He wants us to live in peace and harmony. Let this flower pot encourage them to obey God's teaching.





Esau and Jacob are

_____.

Esau and Jacob are

_____.

God wants us to get along.

How We Get Along



I can get along with my friends or family by...



Part 1: Who am I?

Directions:

Ask the students to guess which Bible character each sentence is describing. You might want to mix up the order of the questions to make it more challenging to the students. You could also list all of the answers on the board and read them aloud to the students, prior to asking the questions; this will make it a bit easier for the students to correctly answer the questions.

1. *I created the heavens, the earth and everything in it. Who am I? (God)*
2. *I was the first man created by God. I was put in charge of all the animals in the Garden of Eden. Who am I? (Adam)*
3. *I listened to the snake and ate the fruit from the tree of the knowledge of good and evil. Who am I? (Eve)*
4. *I killed my brother Abel because I was so angry. Who am I? (Cain)*
5. *I obeyed God and built a big ark so that my family and all the animals could be saved. Who am I? (Noah)*
6. *I was kind to the three visitors and God blessed me with a son. Who am I? (Abram)*
7. *Abram is my uncle and he let me choose the land first. I wanted the better land and moved there with my family. Who am I? (Lot)*
8. *I did not listen to the angels' instructions and turned around to take one last look at the city of Sodom as I was running away. Who am I? (Lot's wife)*
9. *Even though other people took away the wells I had dug, I did not get mad. Instead I*



just moved to a different place and dug another one. Who am I? (Isaac)

10. *We are twins. One of us is hairy and likes to hunt. The other is not and likes to stay near the tent. Who are we? (Esau and Jacob)*

Part 2: Thumbs up or thumbs down?

Directions:

Ask the students to put their thumbs up if they think the sentence is correct. Ask them to hold their thumbs down if the sentence is incorrect. You might want to mix up the order of the questions to make it more challenging to the students.

1. *God created light on the first day of creation. (Up)*
2. *God made man on the seventh day. (Down; God rested on the seventh day.)*
3. *God told Adam and Eve they had to leave the beautiful Garden of Eden because they did not obey His words. (Up)*
4. *God used a rainbow to show Noah, as a promise, that He would not flood the whole world again. (Up)*
5. *Lot let his uncle Abram choose his land first since Abram was older. (Down; Abram let Lot choose first.)*
6. *The two cities God wanted to destroy because the people who lived there were very wicked were called Sodom and Gomorrah. (Up)*
7. *Sarah laughed at the visitor's news because she thought she was too old to have a baby. (Up)*
8. *Jacob asked Esau for his birthright because he wanted to be the older brother. (Up)*
9. *When Jacob was running away from his angry brother, he had a dream. He saw a ladder that reached all the way to heaven. Angels were climbing up and down on it. (Up)*
10. *Esau never forgave his brother for taking his*

birthright. (Down; Esau forgave Jacob after many years.)

Part 3: Review questions

Directions:

Ask the students to share their answers to the following review questions. You may wish to prepare props or visual aids to help facilitate the discussion.

- 1. What did God create on each day of the creation?** (*Light; the sky and waters; the land, and seas and plants/trees; the sun, moon, and stars; the fish and birds; animals and people; God rested.*)
- 2. Can you draw out the things that God made for us in the seven days?** (*Provide paper and allow students to freely draw what they remember. You also might want to provide the students pictures they can color, cut out, and glue.*)
- 3. What did Satan say to Eve when he wanted her to eat the fruit from the tree of knowledge of good and evil?** (*If you eat the fruit, you will be just like God.*)
- 4. Why did God like Abel's gift but not Cain's?** (*Abel gave God his best but Cain did not.*)
- 5. What does it mean to give our best?** (*It means to try our hardest.*)
- 6. What are some things we can do when we become angry?** (*Let students respond.*)
- 7. Why did God decide to destroy the people?** (*They were wicked and did not listen to God.*)
- 8. What did God change Abram's and Sarai's names to?** (*Abraham and Sarah.*)
- 9. How were Abraham and Sarah kind to the visitors?** (*They invited them in to rest, offered them water to wash their feet, and went to prepare the best meal for them.*)
- 10. What did the visitors say to Abraham as they were eating?** (*They said that he and Sarah would have a son next year.*)
- 11. Abraham was nice to the visitors and took care of them. He was blessed with a son. What can you do to care for the people around you?** (*Let students answer.*)
- 12. Why did Jacob run away to his uncle's house in Haran?** (*Esau was angry with him for tricking him out of the blessings.*)
- 13. Esau forgave Jacob for tricking him. What does it mean to forgive someone?** (*Let students answer.*)



You are partakers of God's grace!

“He who has begun a good

work in you will

complete it until

the day of

Jesus Christ.”

(Philippians 1:6)

