

Isaac, the Peacemaker

Overview

Materials You'll Need

- construction paper
- markers
- decorations (stickers, yarn, felt, cotton balls)
- glue
- scissors
- red beans



Scriptures

Gen 26:12-25

Bible Truth Objective(s)

God blesses peacemakers; He wants us to live in peace with others

Behavioral Objective(s)

To not fight, but learn strategies "to agree to disagree"

Memory Verse

"I am for peace." (Ps 120:7)



Bible Knowledge

Isaac

Isaac grew up in the land of Canaan and married Rebekah at the age of 40 (Gen 25:20). It was not until 20 years later that their twin sons, Jacob and Esau, were born (Gen 25:26).

Isaac had inherited the bulk of Abraham's great wealth, and through God's blessing, he added to his wealth. By Genesis 26, his Philistine neighbors became jealous of his wealth and power. Some spitefully put dirt back in the wells his father had dug. Eventually, Abimelech came to Isaac and asked him to move away.

Isaac moved, but he was still in Philistine territory. He opened some of the wells his father Abraham had dug, honoring his father by giving them the same names his father had given them. The Philistines did not challenge the names, but they

claimed the first two new wells Isaac had dug. They were hostile about Isaac's wells. Of course, Isaac did not have to keep moving and giving in to the Philistines. After all, he was a very powerful man. But he was also a very peace-loving man who would rather move than fight.

Eventually Isaac moved to Beersheba in the land of Canaan. That very night, God spoke to him to renew the covenant. The place was so precious to Isaac that he built an altar and worshiped God there. He then made his home there.

At a later time, Abimelech along with two others, came to see Isaac, hoping to make peace. Isaac was bold in greeting his visitors, pointing out their inconsistency in coming to see him after they made him leave their country. But they wanted to make peace by a treaty with the man God had blessed. So Isaac prepared a feast and the men entered into a treaty in the customary way.



Understanding Your Students

When a quarrel among students occurs, help the children work through their problem. Guide them in a problem-solving approach rather than scolding or lecturing them. Yelling won't provide the students with the necessary skills they need to

help them in the future. Remember to praise them when they work out problems on their own. Here are some things to consider when a fight occurs:

1. Control the tone and loudness of your own voice. Yelling accomplishes little and instantly ruins a peaceful atmosphere.
2. Remember the importance of touch when

dealing with a conflict between students in your room. We tend to talk more softly when we use touch; put your hand on a shoulder or arm as you speak to the child in a guiding voice.

3. If the quarrel involves an object such as a toy, you may need to remove it and guide your students to other choices.
4. When quarrels result in physical aggression, intervene immediately. Let the children know that you care about them and won't allow them to hurt each other.
5. Ask the students involved to talk about their feelings. They need to know that it is okay to

have these feelings, but it is never acceptable to hurt another person, with words or in a physical way.

6. Ask the students what they will do the next time the same situation occurs. It is important to discuss the problem now so that it will be easy to work out when it does happen again in the future.
7. If they can not find a solution to the problem, then they need to be apart for a while until they calm down. If anyone needs to apologize, ensure that those words are spoken. "I am sorry," are very powerful words in the healing process.



Vocabulary

Argue

to fight with words

Peacemaker

someone who stops arguments; someone who makes peace between people

Dig

to make a big hole in the ground

Jealous

if you are jealous, you want something someone else has



Before You Teach

We often find ourselves yelling when we lose control over our feelings and our words. We are, generally speaking, angry people. We can feel ourselves beginning to boil inside, yet we can't stop it from boiling over. Much of this has to do with the society in which we live. We are taught to take charge, to take ownership of what is rightfully ours. We should not let anyone get away with anything. It is difficult to not experience constant anger in such an environment.

How was Isaac able to give up his wells? He defied all that is human nature: he gave up his property without putting up a fight, made peace with his enemies, and did not get angry in the process. This kind of peace comes from a deep love from within.

Peace, the control of temper, is a powerful and important character trait that is largely a product of love and of the atmosphere created at home, at work or in church. What kind of an environment are we living in? Are we part of the problem or do we want to be a part of the solution? Understanding is the key. We seldom lose our temper when we are trying to understand. When we try to understand why things happen and why people act the way they do, we will become calmer and more in control. There is the famous saying that we should first walk a mile in someone else's shoes before making judgment. We all need calmness in our lives. Calmness provides us with a sense of security. Then we will become a more peaceful person. We will find that we speak softer and people and things don't get on our nerves quite so easily. Then we will be one step closer to knowing how Isaac felt and understanding the kind of person God wants us to be.



Bible Story

A Peacemaker

Does anyone know what it means to be a

peacemaker? That's a big word with a very important meaning. We could say a peacemaker is someone who makes peace, but what does peace mean? Peace means that there's no fighting or arguing. Peace means getting along with others. So someone who is a peacemaker does not fight or argue.

He gets along with others and helps others get along with each other. Today, we are going to learn about a person who was a peacemaker, and his name is Isaac.

Abraham Has a Son

Do you remember when Abraham invited three people to rest and eat at his house? Then one of the visitors told Abraham that he would have a son soon. Actually, the visitor was God. He blessed Abraham and Sarah because they obeyed Him and were kind to others. And do you know what happened to them? Just as God had promised them, they had a baby son soon after and they called him Isaac. They were happy because they finally had a child together even though they were very old. Abraham and Sarah believed that God always keeps His promises.

Now Isaac was a good son. He always listened to his parents and he did what he was told. His parents taught him about God and so he obeyed God just as Abraham and Sarah had. Soon, Isaac grew up to be a man and he got married. After he got married, Isaac and his own family moved to a place in Canaan called Gerar to live.

The Wells Are Filled With Dirt

Remember that we said that Isaac was a good son? Well, he was also a good man and husband. He did what God wanted him to do and he took care of his family. Because he obeyed God, God blessed Isaac and his family. He gave him many good things. Isaac had many servants and a lot of animals, just like his father Abraham. He had so much that his neighbors, the Philistines began to take notice of him. The Philistines became very jealous of Isaac. They wanted what he had. They wanted to be rich like him. So when they couldn't get what they wanted, they decided to be mean to him.

During that time, homes did not have a kitchen where you could turn on the faucet and water would come out. During Isaac's time, in order to get water you would have to go to a river or get it from a well. Now, Abraham had dug many wells in Canaan and there were some in Gerar that Isaac used. The Philistines decided that to be mean to Isaac, they would fill up all the wells with dirt so that Isaac and his family would have no water to drink or cook with. Then they told Isaac to leave

that part of the country. Was this a nice thing to do to someone? No, but the Philistines were jealous of Isaac and they did not want him to live there any more. And do you know what Isaac did? He did not argue or fight, even though he had done nothing wrong. Isaac did not want to fight because he was a peacemaker. So he packed up his family, his servants, and his animals and moved to a different place.

Isaac's New Neighbors are Jealous of Him

When they came to their new home, Isaac's servants dug new wells because they would need water. But Isaac's new neighbors were jealous of him too. They argued with Isaac's servants.

"This water belongs to us," the neighbors said.

When Isaac heard this, he did not get mad. He just told his servants to go somewhere else and dig another well. But the neighbors fought with Isaac's servants over this well too.

Again they said to Isaac's servants, "This water belongs to us too."

The neighbors did not do any work to help dig but they wanted the wells for themselves. Just like the first time, instead of arguing or fighting, Isaac packed up his family, his servants, and his animals and moved again.

Isaac Moves Again

When Isaac came to another new home, he had his servants dig another well. They sure did a lot of digging. What do you think happened to this well? (Allow students to answer.) This time no one argued or fought with Isaac. None of the neighbors came and filled it with dirt. No one argued and said that the well belonged to them. So Isaac knew he and his family would be happy here in this new place.

God Appears to Isaac

That night God said to Isaac, "Do not be afraid. I am with you. I will give you a big family someday, just as I promised your father, Abraham."

Isaac was so glad to hear these words from God. Even though he had done nothing to his neighbors, they kept taking away his wells. But he did not get mad at them or fight with them. He just moved to a different place and dug a new well. What he did made him a peacemaker. And because he was a peacemaker, God told him he

would be blessed, just like his father. After God spoke to him, Isaac built an altar to praise God. He said, "God has given us a place to live."

Let's Be Peacemakers

We learned from today's story that it is better to be a peacemaker than a fighter. Sometimes

when people do things to us that make us mad, we want to argue or fight with them. But Isaac taught us that it is okay to just walk away instead of fighting. In the end, God will bless us even more because we are peacemakers, people who try to get along with everyone. This is what pleases God.



Check For Understanding

1. **What was Abraham and Sarah's son named?** (Isaac)
2. **What happened to Abraham's wells when Isaac tried to use them?** (Neighbors filled them with dirt and told them to leave the area.)
3. **What did Isaac do? Did he fight or leave?** (He took his family and animals and

moved to another place.)

4. **What happened when Isaac's servants dug new wells?** (The neighbors said the wells belonged to them.)
5. **Did Isaac and his family fight with these people?** (No, they moved again.)
6. **Let's think of some ways we can be peacemakers.** (Let the children share how they can be peacemakers; ask them how they can be peacemakers at home and at school.)



Life Application Story

Let's Not Fight

Mr. Russell asked Tommy's class to draw a picture. Boys and girls got up from their seats and went to get crayons from the shelves on the other side of the room. Soon there was only one box left. Brian grabbed the last box of crayons but Mike took it from Brian's hand. The two boys started fighting over the crayons.

"Let go! I had it first!" Brian shouted.

"No, I saw it first!" shouted Mike.

Mr. Russell told Brian and Mike to stop fighting over the crayons but the boys wouldn't listen. Both boys held on to the crayon box as tightly as they could and neither would let go.

When Tommy saw this he said, "Mike, if you want, you can share my crayons with me. I know you saw the crayons but Brian did get to them first."

"But I like this box. It belongs to me," argued Mike.

Brian did not like what Mike said. "The crayons don't belong to you. The box belongs to the class.

And besides, I got them first."

Tommy did not want them to fight. He learned at church that God does not want us to fight, He wants us to work things out.

"Since Brian got the box of crayons first, let him have it. Next time, you can have it, Mike," said Tommy. "I have enough crayons to share with you."

Mike thought about it for a moment. He did grab the box from Brian's hands.

"I guess, but only if I get to have the crayons next time," Mike said, as he let go of the box.

"Thanks, Mike. Thanks, Tommy," said Brian.

Brian and Mike went back to their seats. Mike sat next to Tommy and shared his crayons. Mr. Russell saw what Tommy had done to make peace between the boys and he smiled. He called Tommy over to his desk.

"Tommy, thank you for helping me make peace between Brian and Mike. That was really nice of you to let Mike share your box of crayons. I'm proud of you for being such a good peacemaker," Mr. Russell told Tommy, with a big smile on his face.

That day, Tommy went home happy because he did something God wanted him to do: make

peace between other people.

Questions to Think About

1. **What were Brian and Mike fighting about?** (A box of crayons.)
2. **How did Tommy try to help?** (Offered to share his crayons with Mike.)
3. **What did the teacher say to Tommy?** (He was



Activity 1

Isaac's Wells

Look at the picture. Trace the path with a crayon through all the wells that Isaac dug. Then trace the words at the bottom, "Isaac was a peacemaker."



Activity 2

Be a Peacemaker

Listen to the teacher read what happened in each picture. Then circle the ones that show the people being peacemakers, and not fighters. Which kind of person do you want to be?



Activity 3

Peacemaker Banner

Materials:

1. 6 pieces of construction paper
2. markers
3. decorations (stickers, pre-cut shapes, cotton balls, yarn)
4. glue
5. scissors

Directions:

1. Put 4 or 5 pieces of construction paper together side by side to create a long banner.
2. On the banner write the word "Peacemakers" in bubble letters.
3. Have the students cooperate and color in the letters and decorate the banner with whatever is available.

happy that Tommy could help his friends not fight.)

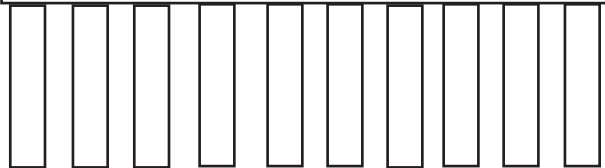
4. **How did Tommy feel when he went home?** (Happy because he helped his friends make peace.)
5. **What can we do when we are in a fight?** (Be sure not to hurt others, talk it out, walk away to calm down, ask a grown-up for help.)

4. Then cut out some short strips of another color of construction paper (or party streamers) and glue those at the bottom of the banner.
5. Hang up the banner in the room to encourage the students to be peacemakers at all times.

add decorations here


Peacemakers

add decorations here



Activity 9:1

Isaac's Wells




Isaac was a peacemaker.

Activity 9:2

Be a Peacemaker

1. Matt is getting ready to eat ice cream when Ken comes over and knocks over his bowl. What should Matt and Ken do? Circle the right picture. Cross out what we should not do.



2. Pat and Jesse are putting the toys away. They both want to put away the baseball bat. What should Pat and Jesse do? Circle the right picture. Cross out what we should not do.

