


Elementary 1

Year 3 Book 2



The Great Commission

Teacher's Guide & Student Worksheets

This Teacher's Guide is dedicated to those
who serve God in the children's ministry.

May God continue to grant you wisdom
and strength to impact the future generations.



"But God demonstrates His own love toward us, in
that while we were still sinners, Christ died for us."

(Romans 5:8)

Elementary 1 Year 3 Book 2

The Great Commission

Contents

Lesson Index	i
How to Use This Teacher's Guide	ii-iii
Your Teaching Procedures & Teaching with Music/Bible Dramatics	iv
Understanding Your Students	v
Memory Verses	vi

Lesson Index

Lesson 1	Be Born Again	1-10
Lesson 2	The Samaritan Woman	11-18
Lesson 3	Who Is the Greatest in Heaven?	19-26
Lesson 4	The Triumphant Entry into Jerusalem	27-36
Lesson 5	The Parable of the Ten Virgins	37-46
Lesson 6	The Last Supper	47-57
Lesson 7	Jesus Washes His Disciples' Feet	58-65
Lesson 8	Jesus Prays in the Garden	66-76
Lesson 9	Jesus Is Crucified	77-87
Lesson 10	Jesus Is Alive!	88-96
Lesson 11	Jesus Appears	97-105
Lesson 12	The Great Commission	106-114
Lesson 13	Review	115-120

All Scripture is quoted in NKJV.

Revised November 2014.

Always pray for your students and pray for the wisdom to teach!

Welcome to the world of six to eight-year-olds!

This is a wonderful age range to be teaching, as students are beginning to mature and understand more about the world around them. However, they haven't all grown up yet and still need your gentle nurturing to guide them.

Although your students are beginning to read, they still learn in a variety of ways, including visually, kinesthetically, and aurally. This means that it will be very important to use pictures and hands-on experiences as you tell the story in order to meet the needs of all the students in the classroom. Visuals are always good reminders at any level because they help the students make connections to the story and retain information. Hands-on activities will help the students to internalize the lessons and make them more meaningful. For example, the students can be involved in making the scenes for the days of creation. This will help them remember what happened much better than just through a telling of the story. It is also vital to ask students to share what they have learned at the end of each lesson. By letting your students retell the information they have heard, you will be able to see what they really understood, and what might need to be revisited before you move on. Knowledge and learning need to be built upon what they have already grasped. Only then can the students build on their experiences and make the proper connections in future lessons. Furthermore, since they are learning to read, it is vital to ask students to read at least one verse from the Bible each week during class time. You can assist them if they are having difficulty with **vocabulary** words, but this is the time to help them practice turning to the right section of the Bible they are studying. This is a great habit to build up now.

This book is designed to be teacher-and-student friendly, and each lesson follows the same structure. As in all of the textbooks, there are sections before the start of the lesson that give relevant Bible background information. Take the time to review the **Before You Teach** and **Understanding Your Students** sections to familiarize yourself with the teachings since your students are more sophisticated and require more than just an overview of the Bible story. Occasionally, there will be some teaching ideas included. These are simply suggestions you may want to consider as you prepare your lesson. Of course, you can adapt them as you need for your class and students. The story section is a retelling of what is recorded in the Bible.

*“Him we preach,
warning
every man
and teaching
every man
in all wisdom,
that we may
present every
man perfect in
Christ Jesus.”*

—Colossians 1:28

Vocabulary

Before You Teach

Understanding
Your Students

You are encouraged to read it through, but remember to be ready to share the words of God, not to literally read from the pages of this guide. Please also review the story by using the questions provided in the **Check for Understanding** section. This will give you a good idea of how much the students understand. You can ask each question directly or use other creative ways to have students share their answers.

Check for Understanding

A key indicator to a successful lesson is what the lesson means to each student. What have they walked away with and how can they apply what they have learned? The lesson is not complete until you have shared the discussion questions found in the **Spiritual Teaching and Life Application** section. You want your students to leave the class with the feeling that they want to draw even closer to God through specific actions they can take. Help them make goals and be sure to encourage them in their efforts.

Spiritual Teaching & Life Application

The last thing you will need to consider for class time is which **activities** will be best for your group of students. Each lesson contains several from which to choose. Again, depending on the time and the abilities of your class, you may choose to do one or two to reinforce the teachings of the lesson.

Activity

Since your students are learning to read and write, this guide has included a **Homework Assignment** section. This serves to remind the students of God's word at home during the week. There is **no** separate student workbook so you are encouraged to photocopy the homework sheets. The students can store their work in a binder or file folder. You can provide homework each week for them to insert in their folder or reproduce all twelve lessons at the beginning of each new quarter. Review the homework before they leave class so that the students are aware of what to complete and how to do it. You may need to brainstorm ideas for the life application questions so that the students have something to build on when they return home. All teachers need to consistently check homework to make this a useful tool and a good extension of the teachings. The students are also encouraged, via the homework assignment, to develop a daily Bible reading and prayer devotional time. Be sure the parents are aware of this expectation. A partnership between the teachers and parents will greatly facilitate the growing faith of the students.

Homework Assignment

Remember that your students are still growing. There are so many things they can do independently, but there are areas where they need extra support. Take time to get to know each of your students so that you can meet their needs. Most importantly, remember to allow time for yourself to grow closer to God as you help your students develop their relationship with Him!

You can't do **MORE** for your students until you have knelt down and **PRAYED** for each of them daily.

“Not by might nor by power, but by My Spirit,” says the Lord of hosts.”

—Zechariah 4:6

YOUR TEACHING PROCEDURES

1

Hymnal Worship (10-15 minutes)

Purpose: To help the students praise God through hymnal worship.

Procedure: Always start a session in the name of our Lord Jesus. The teacher or assistants will then lead the students in simple hymns or action rhymes.

Be Prepared

Be Organized

Be Flexible

2

In-Class Worship (15-20 minutes)

Purpose: To let the students hear a Bible story and respond to its teachings.

Procedure: Say a short prayer in the name of our Lord Jesus. There are 3 steps in the In-Class Worship procedure. They are:

- 1) Bible Story
- 2) Check for Understanding
- 3) Spiritual Teaching and Life Application

Do not forget to explain the key vocabulary words and practice the memory verse, which are listed in each lesson.

3

Bible Learning Activity (10-15 minutes)

Purpose: To help your students become familiar with the word of God is part of a teacher's mission, but an equally important part of the job is to help the students put the word of God to work in their own lives. The activities have been planned to encourage your students to act upon what they have learned.

Procedure: Let the students work on the activities. If the activities require group involvement or cutting and pasting, be sure to have assistant teachers. We have come up with a variety of activities, as well as optional ones. Please see what suits your students' needs. End the activity with a concluding prayer.

Teaching with Music

Do your students seem to enjoy music more than the lesson itself? Music can be an effective teaching technique within a lesson.

- Hymns that tell stories can enhance your lessons.
- Many students learn more easily if they can “feel” the material you are teaching. Choose hymns with motions and physical movement.
- Students who do not show emotion easily may find it easier to express themselves through hymns.

Keep these in mind when using music with your students:

- Learn the hymns before you teach them.
- Sing the new hymn to the students before you have them sing it.
- Sing the hymn in a variety of ways—assign parts, use rhythmic instruments, move around, and so on.

Teaching with Bible Dramatics

- Playacting can make Bible stories come alive for the students.
- Let the students volunteer for the roles they want.
- Encourage students to think about the mood, the setting, the characters, and their expressions and motives. They all contribute to making the story come alive.
- Encourage creativity. Acting out Bible stories can help students see the story and characters in a new way.

UNDERSTANDING YOUR STUDENTS

Elementary 1 (Ages 6-8)

Characteristics	Pedagogic Application
<p>Body</p> <ol style="list-style-type: none"> 1. Still developing/growing, though the pace is slowing 2. Still get tired easily 3. No longer play alone; can adapt to group games or activities 	<p>Increase levels of difficulty in activities as the students become more able physically Do not stretch one activity for too long; find a balance between times of quietness and action Encourage student involvement with more cooperative group games; show respect to everyone</p>
<p>Mind</p> <ol style="list-style-type: none"> 1. Have strong sense of imagination 2. Still think according to words on paper; cannot accept abstract ideas 3. Concept of space and time is still limited 4. Reading ability is gradually strengthening 5. Have excellent memory 6. Deductive thinking is still limited 	<p>Encourage the use of imagination, but help students to discern fact from fiction Use familiar similes and parallels to which students can relate, just like how Jesus used the familiar to teach the unfamiliar Be careful when describing time and space Encourage the reading of books that promote spirituality Encourage the memorization of Bible verses Repeat content regarding abstract terms and truths</p>
<p>Mood</p> <ol style="list-style-type: none"> 1. Very sensitive; can have outbursts of emotion 2. At the adorable stage: like to please teachers and receive praise 3. Full of compassion and care for others 4. Still tend to fear and withdraw 	<p>Get excited or saddened easily Easy to discipline, but pay special attention to giving praise and encouragement Nurture students to help, serve, and treat others fairly Provide a sense of security</p>
<p>Social Skills</p> <ol style="list-style-type: none"> 1. Make friends easily 2. Like to please adults 3. Like to cooperate and do not like to compete 4. Have good social skills; desire acceptance from others 5. Still like to quarrel with friends; always change their best friends 	<p>Help them to establish friendships Establish a student-teacher relationship Promote cooperation by offering group projects/activities Be careful not to promote hypocrisy when teaching Place emphasis on teaching students to love one another; encourage a giving spirit instead of a selfish one</p>
<p>Spirituality</p> <ol style="list-style-type: none"> 1. Have a simple faith, are interested in a life of faith; will initiate prayer 2. Curious about death and heaven 3. Like to attend RE classes 4. Are learning to differentiate between real biblical stories and fictional fairy tales or legends 5. Are learning the moral teachings of good and evil 6. All spiritual experiences come from imitating adults 	<p>Use a systematic way of teaching faith and the truth; encourage prayer Simply explain the truth of salvation Nurture their interest in Bible reading and church activities Emphasize that the Bible contains the words of God and is not a common book, but one inspired and written by God Emphasize the moral aspects of the Bible Set a good example; share more spiritual experiences with students</p>

MEMORY VERSES

E1 Year 3 Book 2

December, January, February

1. "Unless one is born of water and the Spirit, he cannot enter the kingdom of God."
(John 3:5B)
2. "Love one another; as I have loved you." (John 13:34b)
3. "Whoever desires to become great among you shall be your servant."
(Mark 10:43B)
4. "I will sing praise to Your name, O Most High." (Psalm 9:2b)
5. "Watch, therefore, for you know neither the day nor the hour in which the Son of Man is coming." (Matthew 25:13)
6. "This is My body which is given for you; do this in remembrance of Me."
(Luke 22:19b)
7. "If I do not wash you, you have no part with Me." (John 13:8b)
8. "Watch and pray." (Matthew 26:41a)
9. "But God demonstrates His own love toward us, in that while we were still sinners, Christ died for us." (Romans 5:8)
10. "But now Christ is risen from the dead." (1 Corinthians 15:20a)
11. "Draw near to God and He will draw near to you." (James 4:8a)
12. "But you shall receive power when the Holy Spirit has come upon you." (Acts 1:8a)

LESSON 1

BE BORN AGAIN



BEFORE YOU TEACH

Nicodemus

Nicodemus means “conqueror of the people,” implying someone who is marked for leadership. The fact that he was known as “the teacher of Israel” (Jn 3:10) indicates the extent of his professional stature. As a “ruler of the Jews” (Jn 3:1), Nicodemus was also a member of the Pharisees, a group whose origin lay in the Maccabean Revolt a century and a half before Jesus’ birth. Pharisees zealously preserved Jewish law and tradition against being watered down by Hellenistic influences. Nicodemus’ identity as a Pharisee may have been the reason why he chose to see Jesus at night to avoid being seen by his peers.

UNDERSTANDING YOUR STUDENTS

Children at this age might have difficulty understanding what it means to “be born again,” and might even ask the same questions as Nicodemus. Take this opportunity to share with your students the power of the Holy Spirit and the effectiveness of water baptism. Share a few testimonies of how the Holy Spirit transformed our church members and the difference they experienced when they were washed of their sins through water baptism. Explain to them how the Holy Spirit gives a person new life. Encourage the students to pray patiently for the Holy Spirit and its guidance.

At this age, when children ask for things from their parents, they want it now and oftentimes are granted their request(s) right there and then. However, praying for the Holy Spirit doesn’t work that way. Tell the students not to be anxious and discouraged if they have not felt the movement of the Holy Spirit. Our heavenly Father has promised us that He will give us the Holy Spirit one day. We just need to keep praying for it earnestly and wait patiently for God. God’s timing is always the best!

BIBLE TEXT

John 3:1-21

BIBLE TRUTH

Everyone must be baptized and receive the Holy Spirit to enter the kingdom of God.

LESSON OBJECTIVES

1. To introduce the working of the Holy Spirit.
2. To emphasize the importance of spiritual rebirth.

MEMORY VERSE

“Unless one is born of water and the Spirit, he cannot enter the kingdom of God.”

(John 3:5b)

PRAYER

In the name of the Lord Jesus Christ, we pray. Dear Lord, today is the beginning of a new quarter. We hope to learn a lot about Your kingdom and Your words. Please help us understand and keep Your teachings in our hearts. We want to obey You and serve one another. Please fill us with Your strength and wisdom. Hallelujah! Amen.

VOCABULARY

Gentiles: people who don't believe in God

reveal: to make known

REVIEW

Last quarter, the students learned about the Ten Commandments, Job, and the fruit of the Holy Spirit. Take some time to review these topics with the students to refresh their memories and to see how much they remember from last quarter.

This quarter, we will be focusing on Jesus and His latter days here on earth. This first lesson focuses on an important teaching that Jesus told to Nicodemus: that one needs to be born of water and the Spirit to enter the kingdom of God.

BIBLE STORY

Boys and girls, have you ever thought about what God's heavenly kingdom might be like? What it would look like, sound like, smell like, and feel like? If you could buy a ticket to spend one day in heaven, how many of you would do it? [Have students raise their hands.] Wow, it looks like everyone would do it! It's too bad that we can't experience heaven in this way before we are ready to enter. So, now you may be asking yourself, "What should I be doing to make sure that I'm ready to enter God's kingdom?" In today's story, a man named Nicodemus asked Lord Jesus this same question. Let's find out together what Lord Jesus said about entering the kingdom of God.

Introduction

While Jesus was in the world preaching God's message of salvation, many people followed Him. There were poor people, rich people, Jews, and even Gentiles. However, there was one group of people, known as the Pharisees, who did not like Jesus at all. They did not believe that Jesus was God, even though they believed in God. The Pharisees were teachers of the law, so they knew God's commandments and rules very well. They actually worked so hard to obey these laws that they sometimes forgot why they needed to obey these commandments and what it meant to love others. All they did was make sure that they did not break God's laws. They thought that Jesus had come to take away their power by claiming to be God. They constantly tried to trick Jesus, so that they could catch Him in a mistake and eventually have Him killed.

Nicodemus

Among the Pharisees was a man called Nicodemus. He was part of the Jewish ruling council, which meant that he was something like a judge—people looked up to him because he made important decisions. Many people

thought that he was very wise. When Nicodemus heard about Jesus and His great miracles, he became curious. Even though the rest of the Pharisees did not like Jesus, Nicodemus believed that Jesus was a teacher sent by God to help the people. He wanted to learn more about God, but he wasn't sure if he should go seek out Jesus since other Pharisees might see him. But the more he thought about it, the more he wanted to go. So one night, he decided to find Jesus and ask Him some questions.

Be Born Again

When Nicodemus found Jesus, he was overjoyed. There was no large crowd following Jesus, so Nicodemus knew that they would have a lot of time to talk. Nicodemus introduced himself and spoke to Jesus.

"Jesus, I know that You are a teacher sent by God. No one can heal the sick or lame unless God is with him," said Nicodemus.

When Jesus heard these words, He knew that Nicodemus was serious about seeking after God. So, Jesus revealed something very important to Him.

"Nicodemus," said Jesus, "in order to see the kingdom of God, a person must be born again."

Nicodemus was confused when he heard what Jesus had said. What did Jesus mean when He said that everyone must be born again?

Nicodemus asked, "How can a grown-up man become a child again? Can he enter his mother's womb a second time and be born again?"

Jesus knew that He had to explain what being born again meant. He was not talking about a physical birth, but a spiritual one.

Jesus told him, "In order to enter God's heavenly kingdom, a man has to be a new kind of person. It is just like being born again, only your new family is God's family. To become part of this new family, you have to be

born of water and the Spirit."

Jesus Clears Up Nicodemus' Confusion

Even though many people thought Nicodemus was one of the smartest men in the city, he could not understand what Jesus was saying.

"I don't know what you mean," Nicodemus replied.

Jesus replied, "You are a teacher of Israel and yet you do not understand these things? For God so loved the world that He gave His only begotten Son, that whoever believes in Him should not perish but have everlasting life."

Jesus was explaining that He was God and that by believing in Him, Nicodemus could gain eternal life. But in order to become a part of God's family, it was also necessary to be born again by getting baptized and receiving the Holy Spirit. Water baptism washes away people's sins, meaning that God has forgiven them. The Holy Spirit is important because it helps people understand God better.

After talking with Jesus for a long time, Nicodemus finally understood more about God's kingdom. He went back home very excited, because he was able to learn so much about God's salvation.

Final Thoughts

Boys and girls, Nicodemus was an amazing learner! What can we learn from his learning attitude? [Wait for response.] Yes, he was eager to learn about the truth and about God. When he didn't understand, he kept asking questions. That's something we can all learn from Nicodemus! Don't be afraid to ask your teachers or parents questions when you don't understand something. They will give you wiser advice than your friends will give you. Better yet, you can come to the Lord in prayer. Tell God your doubts and troubles and ask Him to help you. You might be surprised at how God works wonders through the Holy Spirit to lead and guide your life!

CHECK FOR UNDERSTANDING

- 1. Who was Nicodemus?** He was a high-ranking Pharisee who was highly respected by others.
- 2. Why did Nicodemus want to see Jesus?** He wanted to learn more about God's word.
- 3. When did Nicodemus go to see Jesus?** He went to see Jesus during the night to avoid being seen by other Pharisees.
- 4. What were some things that Nicodemus already knew about Jesus before he went to see Him?** Nicodemus knew that Jesus had great power and was a teacher sent by God to help people.
- 5. What did Jesus say a person must do to enter the kingdom of God?** A person must be born from Spirit and water, which means to receive the Holy Spirit and water baptism.
- 6. Why is it important to be baptized?** It's important because our sins are forgiven through water baptism.
- 7. Why is it important to have the Holy Spirit?** It is important because the Holy Spirit is a deposit guaranteeing our inheritance in heaven (Eph 1:14). The Holy Spirit can help us when we pray. The Spirit helps us in our weakness. We do not know what we ought to pray for, but the Spirit Himself intercedes for us with groans that words cannot express (Rom 8:26).
- 8. What must you do to receive the Holy Spirit?** We must repent of our sins first since God is a holy God. Then, we need to pray earnestly and not give up in praying. When He decides the time is right, He will grant us the precious Holy Spirit.

MEMORY VERSE PRACTICE

Please reinforce the memory verse every week.
You can practice the memory verse with your students anytime during class.

"Unless one is born of water and the Spirit, he cannot enter the kingdom of God." (John 3:5b)

SPIRITUAL TEACHING & LIFE APPLICATION

Be Born Again

Just like many people today, Nicodemus was very curious about the kingdom of God. He was keen to know the truth about this “kingdom,” which Jesus was preaching to people from one city to another. In the end, Nicodemus went to see Jesus, and he finally got an answer. Do you remember what Jesus said to him? [Let students answer.] He said, “Most assuredly, I say to you, unless one is born again, he cannot see the kingdom of God.” Jesus revealed to Nicodemus that if he wanted to enter the kingdom of God, he must be “born again.” What does this mean? Nicodemus himself was puzzled then. How is it possible for Nicodemus, or for us, to be born again?

In fact, Jesus was referring to a spiritual rebirth—that is, to be “born again” spiritually, not physically! We cannot go back to our mother’s womb and be born again as infants.

Nicodemus had exactly this question in his mind, which he openly asked the Lord in John 3:4. Jesus explained that to be “born again” means to receive water baptism and the Holy Spirit. In other words, after we have been baptized and received the Holy Spirit, we are a new person in God’s eyes. We have been “born again”! But this time, we are born as the children of God. Our heavenly Father rejoices as a father who sees his child for the first time! Jesus said very clearly that **“unless one is born of water and the Spirit, he cannot enter the kingdom of God.”** When we are born again, we become a part of God’s kingdom, as His special chosen ones. Moreover, since only His children belong to His household, only those who are baptized and have received the Holy Spirit can go to His kingdom in heaven!

Water Baptism and the Holy Spirit

Today, no one is naturally born as a child of God because we all have sin. However, through water baptism our sins are washed away. Acts 2:38 tells us that baptism washes away our sins: “Repent, and let every one of you be baptized in the name of Jesus Christ for the remission of sins.” In addition, baptism saves us by washing away our sins (1 Pet 3:21). Everyone can choose to become a child of God through baptism—a spiritual rebirth. 2 Corinthians 5:17 says, “Therefore, if anyone is in Christ, he is a new creation; old things have passed away; behold, all things have become new.” Once a person is baptized into Christ, he is a “new creation”! His sins have passed away because God has forgiven his sins, and now he is determined to follow the new ways, according to the truth of God that will lead him to the heavenly kingdom.

But being a child of God can be challenging at times. Are there times when you feel it is difficult to obey the

teachings of the Bible and do the right thing? After all, we are human, and humans make mistakes. This is why God also gave us the Holy Spirit—a personal counselor that gives us wisdom to know what is right in God’s eyes and what is not (Jn 14:26). He helps us understand the word of God and follow it. He guides us on the right path to the kingdom of God. Without the Holy Spirit, we would be lost sheep without guidance—unsure of the way home back to our Father in heaven. If a person who has been baptized continues to walk in the way of sin, he will never reach the heavenly kingdom. Only those who obey the word of God will see His kingdom as their destination. This is why Jesus said both water baptism and the Holy Spirit are necessary for our salvation.

[Show students the provided Spiritual Teaching and Life Application illustrations.]

Water Baptism and the Holy Spirit

Of course, the Holy Spirit doesn’t give us verbal directions when guiding us on the path of God. Rather, the Holy Spirit moves us in every important situation so that we do not choose to walk on the wrong path.

[Go through each scenario in the chart below with your students. Allow them to share how each situation may change with the help of the Holy Spirit.]

Situation	How does the Holy Spirit help me?
“If I tell the truth, Mom will be so angry with me. It’s better to lie...”	When I feel that it is “better” or “easier” to disobey God, the Holy Spirit strengthens me to do what is right in God’s eyes.

Situation (cont.)	How does the Holy Spirit help me? (cont.)
"My friends told me to help them lie to the teacher. I don't know if I should help them or not."	When I don't know which way is the right way, the Holy Spirit gives me wisdom to know which way pleases God.
"I see an old lady on her wheelchair having trouble opening the door to a store. Should I help her?"	When I hesitate to do good, the Holy Spirit helps me bear fruit .
"I really don't like my new school. I'm not very happy here. I don't know why God let this happen to me."	When I feel sad, the Holy Spirit comforts me and gives me hope and joy.
"I want to play piano for the church, but I don't think I'm good enough."	When I serve, the Holy Spirit empowers me to work for the Lord.

None of us can rely on our own power to reach God in heaven. However, God gives all of us a chance to enter His kingdom by sending us His Spirit to help us. All we have to

do is to pray for His power to fill us always and follow where the Spirit leads us.

Understand that our life truly changes after being born again in Christ

Materials

- Pictures of items that reflect early childhood (e.g., pacifiers, diapers, strollers, etc.)
- Pictures of items that reflect the students' current life (e.g., computers, homework, books, etc.)
- Three paper bags

Instructions

1. Fill one paper bag with all of the pictures.
2. Label one empty paper bag with "Old Me" and the other with "New Me."
3. Show students the paper bag that is filled with all the pictures.
4. Pour all the pictures out on the table. Ask the students to make a decision about each item to see whether it should go into the "Old Me" paper bag or the "New Me" paper bag.
5. When they are done sorting, talk to the students about how we can see changes in our life through the different things we have used or needed in different life stages. What are some changes in our personality, attitude, love for God, love for others, etc., that have taken place?
6. Draw two columns on the board labeled "Old Me" and "New Me." Encourage students to think about their own physical, personal, and spiritual growth from their kindergarten years to now.
7. Write the students' reflections on the board. If they can't think of many examples, you can share your own observations of the students' recent growth. Some examples include:

- Not being able to dress themselves before, but now no help is needed to get dressed
 - Not wanting to brush their teeth before bedtime, but now they try hard to keep their mouth clean
 - Being able to pay attention in class without being disruptive
 - Showing more love to their peers by helping them out
 - Showing more love to God by helping out in church, such as by cleaning up the classroom after class
 - Praying harder for the Holy Spirit by focusing better in prayers
 - Reading the Bible more, whether with parent(s) or by oneself
 - Guiding younger siblings to behave well
8. Celebrate these growths by offering a thanksgiving prayer together. You can start the prayer and have each student give thanks by recalling one example of growth he/she has experienced recently.

HOMWORK ANSWER KEY

1. Pharisee
2. God
3. Jesus, night
4. baptized, Holy Spirit
5. B
6. C
7. A
8. C
9. Answers may vary.

ACTIVITY

1

Acting Out the Memory Verse

Objective: To familiarize the students with today's memory verse so they will be able to recite it by heart.

Review today's memory verse with the class:

"Unless one is born of water and the Spirit, he cannot enter the kingdom of God." (John 3:5b)

1. Divide students into two teams and form two lines facing the back wall, perpendicular to the wall. Have each team pick a person to come to the front of the room. This person has to decide how they can use different gestures to best describe the memory verse.
2. As soon as these two people have their gestures figured out, they will go to the first person in line and tap that person on the shoulder to make them turn around. They will then silently perform their descriptive gestures to the person who has just turned around. They should recite the Bible verse while going through the gestures. Remind the students that there should be neither peeking nor turning around before their shoulder is tapped. They should patiently wait for their turn.
3. As soon as the next person learns the gestures, he or she has to pass on the correct gestures to the next person. After everyone has had a turn, ask the students at the very end of each line to come up and show the gestures they learned while reciting the verse. Have the first person in line re-do their original gestures to compare. Whichever team has passed on the most accurate gestures wins!

2 The Homeowner's Manual for the Holy Spirit

Objective: To help students see that the Holy Spirit is our guide in life.

Materials

- Paper
- Pencils
- Large-sized poster paper or whiteboard/blackboard

Instructions

Ask the students if their mom and dad have rules around the house that they have to follow and have them share some of the different rules. Some of them might include: making their beds, taking out the trash, setting the table, practicing an instrument, doing homework, no TV during weekdays, no sweets until meals are finished, etc.

Why do your parents set all these rules and limits for you? [Pause for responses.] Yes, it is because they love you. They want you to grow up healthy and learn good habits. It's better for you when you know what is right from wrong starting at an early age.

So, even though many of us have not received the Holy Spirit yet, does it mean that God's Holy Spirit won't take care of us or help us unless we start speaking in tongues? Of course not, God's Spirit is always looking after us and finding every possible way to guide us onto the right track.

Now think of the Holy Spirit as a person. If He were writing rules for your home, what rules would they be? Some clues can be found in Luke 10:27: Jesus said, "Love the LORD your God with all your heart, with all your soul, with all your strength, and with all your mind." How would you take care of your mind? Your body? Your heart?


Today, you're going to write a "Homeowner's Manual for the Holy Spirit." A homeowner's manual offers tips and useful advice to take care of your home. For this manual, what represents your home? Are we talking about a physical house? No! Your body is the temple of God, which is the home that the Holy Spirit really wants you to take care of. How would the Holy Spirit want you to take care of your home? What would He want you to do? What would He want you to stay away from? How would you love God with all of your heart, soul, strength, and mind?

Divide the students into groups of two or three. Distribute paper and pencils. They will write a "Homeowner's Manual for the Holy Spirit." Have them fold their paper into fourths so that there are four blocks to write in. At the top of one block, have them write "HEART." In the second block, have them write "SOUL." In the third, "STRENGTH." And in the fourth, "MIND." Have them think of ways they can take care of each of these areas of their life. Give students time to brainstorm. After a few minutes, regroup and discuss their ideas, writing them on the large-sized poster paper or blackboard/whiteboard. Here are some suggestions for reference:

HEART	SOUL
<ol style="list-style-type: none"> 1. Always think of God's word and His teachings from the Bible (Ps 1:1-3). 2. Protect your heart from sin. "The heart is deceitful above all things" (Jer 17:9). 3. Forgive people who have wronged you. 4. Be thankful all the time—Do not complain. 5. Have a humble and joyful heart. 	<ol style="list-style-type: none"> 1. Pray daily to draw closer to God. 2. Pray for the Holy Spirit and pray for the fullness of the Holy Spirit if you have already received the Holy Spirit.
STRENGTH	MIND
<ol style="list-style-type: none"> 1. Serve God with the talents that He has given you. 2. Help others in church and outside of church. 3. Think about God and think of others who may need your help. 	<ol style="list-style-type: none"> 1. Protect your mind from sin. Be careful of what you see on TV or the Internet. 2. Listen to music with good lyrics. Read books that honor God. 3. Surround yourself with good friends—people who will encourage you to do the right thing. 4. Study God's word.

Others:

- BODY:** 1. Exercise. 2. Eat a balanced diet. 3. Get enough sleep. 4. Shower every day.



E1 Year 3 Book 2 Lesson 1—Be Born Again

Homework Assignment

Name: _____ Parent signature: _____ Date: _____

Bible Truth: Everyone must be baptized and receive the Holy Spirit to enter the kingdom of God.

Lesson Objectives: 1. To introduce the working of the Holy Spirit.
2. To emphasize the importance of spiritual rebirth.

Bible Reading: Please put a check mark in the space when you complete the reading each day.

Prayer: Please put a check mark in the space on the days you prayed to God.

	Sun	Mon	Tue	Wed	Thu	Fri	Sat
Bible Reading							
Prayer							

Memory Verse

Please write down this week's memory verse.

(John 3:5b)

What I Learned from the Bible This Week

1. _____
2. _____
3. _____

Homework Assignment

Understanding What You Have Learned

Fill In the Blank

Holy Spirit	Pharisee	Jesus	God	baptized	night
-------------	----------	-------	-----	----------	-------

- Nicodemus was a _____.
- Nicodemus wanted to know more about the kingdom of _____.
- Nicodemus went to see _____ during _____ time.
- Jesus told Nicodemus that in order to be saved, he had to be _____ and receive the _____.

Multiple Choice

- ____ : Why did Nicodemus want to see Jesus?
 - He wanted to help the Pharisees to trap Jesus.
 - He wanted to learn more about God.
 - None of the above.
- ____ : How did the Pharisees feel about Jesus?
 - They loved Jesus dearly.
 - They wanted to be Jesus' friend.
 - They hated Jesus and wanted to kill Him.
- ____ : Which statement below is correct?
 - Jesus said that everyone who wants to be saved must be born again.
 - We need to take a shower every day to wash away our sins.
 - We need to grow out our hair to receive the Holy Spirit.
- ____ : What can we learn from Nicodemus?
 - He was not afraid to ask questions about things that he didn't understand.
 - He had a humble heart to learn from Jesus.
 - All of the above.

Life Application: Your Questions for Jesus

- If you were granted a one-on-one session with Jesus like Nicodemus was, what questions would you ask Him about being born of the water and the Holy Spirit? Write down three questions below.

1. _____

2. _____

3. _____

LESSON 2

THE SAMARITAN WOMAN

BEFORE YOU TEACH

Samaria

When the ten tribes of the northern kingdom of Israel fell to the Assyrians, many Israelites were deported to Assyria and foreigners came to settle in the capital city of Samaria (2 Kgs 17:24). The intermarriage between these foreigners with the remaining Jews resulted in a mixed race called Samaritans. The Jews from the southern kingdom of Judah saw this race as impure—the cause of the long-standing hostility between the Jews and the Samaritans. After their return from exile some seventy years later, the Jews refused help from the Samaritans in rebuilding the temple. Later still, the Samaritans built a temple on Mount Gerizim to parallel the one in Jerusalem, but it was destroyed by the Jew John Hyrcanus, a member of the Maccabees, approximately one hundred and fifty years before the time of Christ.

The Samaritan Woman

This Samaritan woman recorded in the Bible was not given a name. This was not unusual in the Gospel of John. There are a number of characters who are unnamed, such as the Beloved Disciple, the Paralyzed Man at the Pool, the Man Born Blind, and the Royal Official. They were real people with their own names, identities, and stories, but leaving them nameless heightened the symbolism in their stories.

Jacob's Well

This is an undisputed site in Palestine that still exists today. Jacob dug it in the “parcel of land” which he purchased from the sons of Hamor (Gen 33:19). While the well might contain a little water after much rainfall, it is now usually quite dry these days. The well is located at the entrance to the valley between Ebal and Gerizim, about 2 miles southeast of Shechem. It is about 9 feet wide and 75 feet deep, though in ancient times it was probably twice as deep. The digging of such a well would have been a very laborious and costly undertaking.

BIBLE TEXT

John 4:3-42

BIBLE TRUTH

God loves all people.

LESSON OBJECTIVE

To encourage the students to share their experiences of God with others.

MEMORY VERSE

“Love one another;
as I have loved you.”

(John 13:34b)

PRAYER

In the name of the Lord Jesus Christ, we pray. Lord Jesus, thank You so much for loving us every day. We know that there are still many people who have not yet come to know You. Please give us the courage and kindness to reach out to others. Give us the strength and wisdom to say and do the right things so that we can share Your precious love with others. Hallelujah! Amen.

UNDERSTANDING YOUR STUDENTS

When the disciples saw Jesus speaking to the Samaritan woman, they were shocked that He would disregard the centuries-long practice of having no contact with Samaritans. However, Jesus had not come to earth to save only the Jews. His message of salvation was for all people. The disciples had yet to understand this unconditional love.

Your students will likely be much more open-minded than this. At school, they are taught to embrace all cultures and races because everyone is equal and not to exclude others from being their friends or avoid being around them

solely on such bases. This is the kind of love Jesus preached and practiced. Encourage your students to always show love for everyone. However, when it comes to their faith, Jesus Christ is the only Savior. Also encourage your students to introduce Jesus to their friends whenever the opportunity arises. No matter how different others' beliefs may be, there will always be people ready to listen to God's words. Remind them that God will help them. By doing so, they will follow the example Jesus set at Jacob's well.

VOCABULARY

ordinary: normal, nothing special

disciples: followers

Samaritans: a mixed race with Jewish ancestry that was despised by "pure Jews"

Savior: one who rescues or saves; Christ

REVIEW

[As the students come into the classroom, ask them to sit in a circle.]

Last week, we learned about a man called Nicodemus. He was a Pharisee who had a lot of questions for Jesus.

Do you remember what time of the day he went to see Jesus? [Pause for students to answer.] Yes, he went to speak to Jesus at night because he didn't want other people to see him. Why was he afraid of being seen?

[Pause.] He was a Pharisee himself, and Pharisees hated Jesus. He didn't want people to think that he was a follower of Jesus. However, deep in his heart, he knew that Jesus was not an ordinary man. He knew that he had to meet Jesus to ask some questions. Therefore, he finally made up his mind to go. What was the result of his visit? [Pause.] That's right! He found out about the importance of baptism and the Holy Spirit. Jesus told Nicodemus that in order to be part of God's family, he had to become a new person, just like a baby. Jesus said that unless he was born of the water and the Spirit, he would not be able to enter the kingdom of God. This is true for everyone today. We too must be baptized in the name of Jesus Christ and pray for the Holy Spirit to help us. This is the only way we can go to heaven.

BIBLE STORY

Introduction

[As you begin the Samaritan woman's story, bring a jug of water and small cups. With the students sitting in a circle, give each student a cup and pour a small amount of water in the cup.] Boys and girls, where do you think the water in your cup came from? [Wait for students to respond.] Today's story took place by a well. Who knows what a well was used for? Yes, people got water from wells. Back then, people, especially women, had to walk to the nearest well to haul up water to use. Sometimes, the nearest well was far away. What do we do nowadays if we need to use water? We just go to the kitchen or bathroom, turn on the faucet, and out comes water. However, it was much different in Jesus' time. Let's find out what happened by a

well called "Jacob's well," and how Jesus showed His love to a group of people that the Jews disliked.

Jesus Rests at a Well

When Jesus and His disciples were preaching the word of God, they traveled to many places. One time, they were on their way to Galilee and passed through the region of Samaria. This trip was a little different than the other journeys they had taken before. The disciples were worried about what might happen as they walked through this area because the Samaritans and the Jews did not like each other very much.

The walk was a long one and the sun was beating down on Jesus and His disciples. After a while, they came

to a well. They stopped to rest and drew some cool water from the well to drink. They were also feeling hungry so the disciples left in search of food while Jesus sat by the well.

The Samaritan Woman

Not long after the disciples had gone, Jesus heard some footsteps. He looked up and saw that it was a Samaritan woman. She was holding a large jar in her hands. She had come to draw some water. As the woman walked up to the well, she did not look at Jesus or talk to Him. She knew that the Samaritans and Jews did not get along. Jesus just sat there, watching her pull water up from the bottom of the well. Suddenly, He surprised the woman by talking to her.

“Will you give me a drink of water?” Jesus asked.

The woman did not know what to say. Why would a Jew ask her, a Samaritan, for some water?

“Why do you ask me for a drink when you know that I am from Samaria?” the woman asked.

The Living Water

Jesus looked at the woman and replied, “If you knew who was asking you for a drink, you would ask for living water and receive it.” The woman was confused upon hearing Jesus’ words.

“Sir,” the woman asked, “what do You mean when You say living water?” This living water that Jesus was offering referred to the Holy Spirit and salvation for eternal life.

Jesus explained to her, “Everyone who drinks water from this well will thirst again but whoever drinks the water I give will never be thirsty. The water I give to people will become in them a spring of water gushing up to eternal life.”

The woman was very happy to hear this.

She quickly asked Jesus, “Where can I get this living water? I want to drink it so that I don’t have to come back to this well to get water again.” The woman thought that Jesus could make her life easier. She did not understand that He was talking about spiritual food and water. So, Jesus began to talk to her about God. The woman listened carefully to His words. During this conversation, Jesus even told the woman about things that had happened to her in the past. He knew that she had had five husbands before. When she heard this, the Samaritan woman was surprised because Jesus had never met her before and yet knew all these things about her.

God Is Spirit

She said to Jesus, “You must be a prophet from God since You know these things about me.” Then she thought of a question to ask Jesus.

“Samaritans worship God on this mountain over here,” said the woman. “But Your people say we should worship in Jerusalem. Which is right?”

Jesus answered her, “It doesn’t matter where you worship God. It is how you worship that is important. A time is coming when everyone will worship the Father in spirit and in truth.” Boys and girls, what does it mean to worship in spirit and in truth? It means that we should worship God not only with our hearts, but also with our actions.

Jesus’ words sounded good to her but she was not sure if she should believe Him.

“I know that God is going to send a Savior,” said the woman. “When He comes, He will tell us everything.”

Jesus said to her, “I am the Savior.”

The Samaritan Woman Spreads the Message

When the woman heard Jesus say that He was the Savior, she left her jar at the well and quickly ran back to the village to tell her neighbors. Just as she was leaving, the disciples came back with the food. They wondered what Jesus was doing talking to a Samaritan, and what made her run away so fast.

When the woman arrived in the village, she said to her neighbors, “Come and see a Man who told me about God. He knows about everything I have done in the past. He must be the Christ, the Savior we have all been waiting for.”

Some of the people went immediately to the well because they believed, and some went to see if the woman was telling the truth. When they got to the well, they saw that there was indeed a Man sitting there with His followers. They began to ask Jesus many questions. After talking with Him for a while, they asked Jesus if He could stay longer. They wanted to hear more about God. The people in the town thanked the woman for telling them about Jesus.

They said to her, “Now we believe because we have heard the message for ourselves. Jesus is the Savior of the world.”

Talk About God to Everyone

Jesus talked to many people about God during the two days he stayed in that city because the woman had shared her excitement with her friends. But if Jesus had acted like the other Jews who refused to speak or even be near Samaritans, He would have missed the chance to spread God’s message to these people. By being friendly to a Samaritan woman and talking to her, Jesus was able to tell other Samaritans about God’s salvation. Boys and girls, think about the friends you have at school and in your neighborhood. There are still many people who don’t know about God and His amazing love for everyone of us. Think about the people you will meet in the weeks to come—share your experiences with God with them!

CHECK FOR UNDERSTANDING

1. **How was the relationship between the Samaritans and the Jews?** They didn't like each other very much.
2. **Why did Jesus speak to a Samaritan when He knew that Samaritans and Jews did not like each other?** Jesus wanted to spread the good news to them as well. Jesus also set a good example for us to treat those whom others dislike with kindness.
3. **What does the "living water" represent?** It represents the Holy Spirit and salvation for eternal life.
4. **What did Jesus mean when He said people should worship in spirit and in truth?** He meant that people should know the truth in the Bible. The truth is God's word and God's teaching. God is a Spirit who can't be seen physically, therefore we need to worship Him in spirit with all our hearts and mind while praying to God.
5. **Have you ever disliked someone so much that you didn't want to speak to him or her? What can you do to change that?** Ask God to help you to change your attitude and behavior and to give you a heart of love.
6. **What does Jesus want you to do with His message of salvation?** God wants us to spread His good news by telling our friends that believing in Jesus is a blessing—not only will we have eternal life, we will also have a full life because we will be children of God.

MEMORY VERSE PRACTICE

Please reinforce the memory verse every week.
You can practice the memory verse with your students anytime during class.

"Love one another; as I have loved you." (John 13:34b)

SPIRITUAL TEACHING & LIFE APPLICATION

1. Jesus offers living water for thirsty souls

Jesus said, "Whoever drinks of the water I shall give him will never thirst." How is this possible? Is there really a type of water that can make us never thirst again? [Pause for students to think.] The answer is "no." Here, Jesus is not talking about the kind of thirst we feel when we are dehydrated. Instead, He is referring to the kind of thirst we feel when we eagerly desire to understand the truth, which is the wisdom of God.

When a person is "thirsty" for the truth, he is always seeking to know what God wants him to do, pleasing God in everything he does. He is "spiritually thirsty." To him, the only way to quench his spiritual thirst is to follow the truth. But there is a problem... How can he always know what God wants him to do? How can he stay spiritually nourished and quenched? Well, he needs the "living water" that Jesus offers! Like Jesus said, He offers living water for thirsty souls. Whoever drinks of this water will be spiritually nourished and never thirst again! Of course, this "living water" is spiritual, too; it doesn't come from the well, and we don't drink it. What do you think the "living water" really is? [Let students answer.] Yes, it is the Holy Spirit!

How does the Holy Spirit quench our spiritual thirst? He does so by helping us understand the word of God. When we are spiritually thirsty, we feel a great desire to know and to do what is right in God's eyes. However, our wisdom is very limited. We cannot understand the wisdom of God unless we have a "spiritual helper." This is why Jesus offers to us the Holy Spirit—a personal Helper and Counselor who will teach us the wisdom of God. He will not leave us spiritually thirsty but give us courage, power, and understanding to follow the truth of God. Let me share a testimony with you!

I received the Holy Spirit in 2002 during the last prayer in the Spring Spiritual Convocation. At that time, I had already been praying for the Holy Spirit for a long time. However, I remember all I would do was to ask God repeatedly to give me the Holy Spirit—I never really thought about or told God why I wanted to receive the Holy Spirit. That year, I attended SSC in the summer where I learnt a lot more about the roles of the Holy Spirit. From then on, praying for the Holy Spirit never felt the same. Before, my prayers were always very soft. But since I now had a great desire for the Holy Spirit, I began to pray very loud every

time. I also had a lot more to say... I didn't just keep asking God for the Holy Spirit. Instead, I gave Him my reasons. As a 10-year-old girl, my prayer was very simple. I said, "God, I know You know that I had lied to my parents before. You must be very disappointed and I regret it so much. I'm really sorry. Lord, I really want to be a good Christian. I don't want to disappoint You again. I want to obey all Your commandments so that I can always feel close to You.

But I really, really want help. I need help to be a stronger Christian! God, please give me Your Holy Spirit. I know He will help me!" It was during this prayer that I received the Holy Spirit. Before that, I had prayed many times for the Holy Spirit but I didn't receive it. I realized that it was because I never prayed with a desire for a spiritual Helper. But when I did, God gave me the Holy Spirit. Thank God! May all the glory be unto Jesus' name. Amen.

2. Those who worship God must worship Him in Spirit and truth

Another thing we learned from our lesson today is that it doesn't matter where we worship God—it is how we worship that matters! Do you remember what Jesus said to the Samaritan woman about how we should worship God? [Let students answer.] Jesus said, "The hour is coming, and now is, when the true worshipers will worship the Father in spirit and truth." What does it mean to worship in spirit and in truth?

Here, Jesus is not saying that it is not important for us to come to church for worship. Instead, He is saying that if we worship in the right way, that is, in spirit and in truth, we automatically become a church. To worship in spirit and truth means to have the abidance of the Holy Spirit, who will guide us in a true worship according God's will. To worship in spirit also means to align our hearts with the Lord's Spirit as one. In our thoughts and our minds, we must have the right attitude and a mindset that is in

accordance with biblical teachings. In our actions, we must carry out the teachings of the Bible. That is true worship, which is more than just our physical presence in a physical church building.

Today, we see churches everywhere. They may look very beautiful inside and out, and have a very famous pastor and a large congregation. However, these things are not factors in the definition of a true church. God only abides with those who worship Him in spirit and truth; if a church doesn't preach and act upon the true message of God, it is not a church of God. Here at True Jesus Church, we receive the Holy Spirit of God. He empowers us to understand and to preach the complete set of the doctrines of salvation. We have received His baptism and Holy Spirit from the church, and we come together to worship Him in Spirit and in truth. Thank God!

3. Everyone today has equal access to God through Jesus Christ

One of the most important messages that Jesus and the apostles preached is that everyone today has equal access to God through Jesus Christ. In other words, whoever believes in Jesus Christ can receive salvation as long as they follow God's commandments faithfully. By sacrificing His life for us on the cross, Jesus extended His saving grace to everyone. Whoever believes in Him and is baptized in His name can become God's chosen people regardless of their race or nationality. This is why Jesus commanded His disciples to "go into all the world and preach the gospel to every creature" (Mk 16:15). He wants us to demonstrate love and share this good news with everyone, just as He did when He was on earth.

From our story today, we can see that Jesus used every opportunity He had to preach the good news to others. Even though Jesus was very tired from His journey, feeling both hungry and thirsty, He didn't just sit there and let the opportunity pass when He saw the Samaritan woman by the well. He knew that His purpose on earth was to bring salvation to everyone, so He chose to speak up rather than use the time to rest. Moreover, He demonstrated His own teaching to this Samaritan woman by talking to

her—someone who had been despised by the Jews her whole life! If Jesus was like all the other Jews who didn't want to have anything to do with the Samaritans, do you think anyone would still trust Him when He preached about God's plan to extend salvation to all nations? Of course not! But Jesus acted upon everything that He taught—He told us to love, so He loved us first and laid down His life for us.

Today, we are God's chosen people, and we all have the responsibility to preach the gospel. Even though we have many other responsibilities in this world, such as being a student, a parent, or an employee of a company, preaching is not something that we should neglect in our daily lives. If Jesus lived in our world today, He would use every opportunity He has to preach the word of God, just as He did back then. The question is, are we able to do the same today? Are we willing to tell people around us about God? Are we always acting upon the word of God so that we can preach the word of God through our actions? Let us learn from Jesus in this story and share the responsibility of preaching together!

ACTIVITY

1 Being Kind

Objective: To act out ways we can show kindness to others.

Materials

- Paper bags
- Popsicle sticks
- Construction paper
- Markers
- Scissors
- Glue
- Any available scraps (black yarn for hair, real buttons for clothes, felt for fuzzy material, etc.)

Instructions

1. Let each student create simple puppets of themselves using the available materials. It may help if the teacher creates a sample prior to the lesson to serve as a model for the students.
2. Pair up the students and have each pair come up with a simple dialogue that illustrates the theme of kindness. Students can be divided into groups of three if necessary.
3. Give students time to practice, and then have each pair/group present their dialogue.

2 Spreading the Word

Objective: To practice different ways to tell others about God.

Materials

- The puppets that the students made in Activity 1

Instructions

1. Demonstrate to the students how they can use the puppets to let others know about Jesus.
2. Under the teacher's guidance, have students come up with a simple play, in a small group or as a class, based on the story of the Samaritan woman. The teacher should provide assistance as the students explore ways to spread the words of God.

HOMEWORK ANSWER KEY

1. water
2. living
3. truth
4. Jews
5. neighbors
6. C
7. B
8. Answers may vary.

E1 Year 3 Book 2 Lesson 2—The Samaritan Woman

Homework Assignment

Name: _____ Parent signature: _____ Date: _____

Bible Truth: God loves all people.**Lesson Objective:** To encourage students to share their experiences of God with others.**Bible Reading:** Please put a check mark in the space when you complete the reading each day.**Prayer:** Please put a check mark in the space on the days you prayed to God.

	Sun	Mon	Tue	Wed	Thu	Fri	Sat
Bible Reading							
Prayer							

Memory Verse

Please write down this week's memory verse.

(John 13:34b)

What I Learned from the Bible This Week

1. _____
2. _____
3. _____

Homework Assignment

Understanding What You Have Learned

Fill In the Blanks

neighbors Jews living water truth

1. Jesus asked the Samaritan woman for some _____.
2. Jesus told the Samaritan woman about the _____ water.
3. Jesus said that we should worship God in spirit and in _____.
4. Samaritans and _____ were not good friends.
5. The woman told her _____ about Jesus so that they could be saved too.

Multiple Choice

6. _____: What was the Samaritan woman's reaction when she found out that Jesus knew her past life?
 - a. She was very angry.
 - b. She didn't want to talk to Jesus anymore.
 - c. She said to Jesus, "You must be a prophet from God."
7. _____: What was the living water that Jesus offered to the Samaritan woman?
 - a. Water from the well
 - b. The Holy Spirit and salvation for eternal life
 - c. None of the above

8. Create Your Own Bible Comic Strip!

Try to remember as many details as you can about the story of Jesus and the Samaritan woman, including how they met and their conversation. Then, retell the story through your drawings.

1

2

3

4

LESSON 3



WHO IS THE GREATEST IN HEAVEN?

BEFORE YOU TEACH

Servanthood

Before and during the last supper, Jesus taught His disciples about the importance of humility. The next few lessons focus on Jesus' servanthood. In today's story, Jesus talks to His followers about what it takes to be a great person in God's kingdom. In order to be real leaders, His followers had to be ready to serve selflessly. There was no room for petty arguments over who was better or more honored. But it was not enough simply to verbally settle the dispute over who was greater. Later on, Jesus actually set the example by humbly washing the feet of His disciples. This theme of servanthood is a very important one in the life of Jesus. His life of service culminated in His death on the cross. Paul also comments on Jesus' servanthood in Philippians 2:5-11.

Jesus' Disciples

During Jesus' ministry, His twelve apostles were always somewhere in the background, following and helping. But Jesus shifted His attention to them towards the end of His work on earth by spending His last days giving them some final instructions and teachings. Despite spending so much time with Him and witnessing all the miracles and signs, they did not seem to understand Jesus' real purpose for coming into this world. They did not seem like the twelve people who would later boldly preach God's message of salvation. Sometimes, they fought over who was more favored. When Jesus referred to His coming death, they either protested or missed the point altogether. It was not until the resurrection of Jesus that they finally understood everything they had been taught in the past. From that point onward, their behavior changed dramatically.

BIBLE TEXT

Mark 9:30-37; 10:35-45

BIBLE TRUTH

Jesus came to earth as a servant.

LESSON OBJECTIVES

1. To learn to serve others and perform acts of kindness.
2. To understand that when we serve others, we serve God, which pleases Him.

MEMORY VERSE

"Whoever desires to become great among you shall be your servant."

(Mark 10:43b)

PRAYER

In the name of the Lord Jesus, we pray. Thank You, Lord Jesus, for guiding us through another week. Today we will learn about what it means to be humble. Please teach us how to serve one another with love as You have done. We want to obey You. In this way, we give praise to Your holy name. Hallelujah! Amen.

UNDERSTANDING YOUR STUDENTS

Everyone has wanted to be the first, the best, or the greatest in at least one thing in their lives. There is nothing wrong with ambition and wanting to be the very best, but when the motive is selfish, it can lead to destructive behavior. The disciples were supposed to serve others, and even though they had followed Jesus for quite some time, they still lost their focus. They struggled and argued among themselves for personal prestige and position. The kingdom of God is not about personal advancement; Jesus made that very clear when He said, "the Son of Man did not come to be served, but to serve" (Mk 10:45),

At this age, your students are obviously not seeking after prestige or honor, but they may be a little selfish. They might find it hard to share, whether it be belongings,

time, or space. "That's mine!" is a phrase that young students commonly say. They want to make sure that they have staked out what is rightfully theirs. After a little prodding, they may part with their selfish ways for a while. God does not want them to fight over things or compare who is better. Remind your students that God wants them to share. Sharing is a way to show service. Sometimes, they may be more blessed and have things others do not. By sharing those things, it is a way to show humility and kindness. In the previous lesson, they were taught that spreading God's message of salvation is another way to share what they have. Personal success is not the way to heaven; seeking after God's kingdom is the only road to take.

VOCABULARY

servant: a person who works around the house performing lowly tasks (e.g., a maid)

REVIEW

Does anyone remember last week's lesson? [If not, ask questions to jog their memory. Who did Jesus try to preach to? What did that person do? How did the people feel after talking to Jesus? Why? Below is a summary.]

Last week, we learned about how Jesus spread God's message to the Samaritans. Jesus and His disciples were passing through the region of Samaria. While His disciples went to buy food, Jesus talked with a Samaritan woman who was drawing water from a well. When she realized that He was the Savior, she quickly ran back to town and told her neighbors. They all came to see Jesus for themselves and listen to His words. After two days of discussions, they were glad that Jesus stopped by because they were able to learn more about God. They praised God and thanked the woman for telling them about Jesus. We learned that even though the Jews and Samaritans did not get along, Jesus was friendly and still spoke to the woman because God wants to save everyone. We should also do the same and spread God's message to our friends and neighbors.

BIBLE STORY

The Disciples Argue

One day, Jesus and His disciples were walking to a town called Capernaum. As they walked, Jesus spoke about the kingdom of God. He told them that He would die soon and come back to life three days afterward. What Jesus was saying was very important but the disciples didn't really understand Jesus' words, and they were too afraid to ask Him to clarify. So they began to talk quietly among themselves. They were doing something that we might have done before. What do you think the disciples were doing? [After a few guesses, proceed with the story.] They started comparing and talking about who was the best disciple. Soon, it became an argument because they couldn't decide who was the greatest among them, but they spoke softly because they didn't want Jesus to know that they weren't listening to Him.

Jesus Teaches Them a Lesson

After awhile, Jesus and His disciples finally arrived in Capernaum. Jesus' followers were glad the long walk was over. It hadn't been a pleasant trip because they argued most of the time. Jesus surprised them by suddenly asking them a question.

"What were you arguing about on our way here?" Jesus asked.

The disciples were speechless. Jesus had heard them arguing and now they were embarrassed. But they had not been able to solve their argument: they could not agree on who was the greatest among them because each one thought he was the most important. Jesus knew exactly what they were thinking. He had an answer for them.

"Let's sit down," Jesus said. "I want to tell you something very important."

So the disciples sat down near Jesus and listened very carefully.

"If you want to be the greatest person," Jesus said, "this is what you need to do."

What do you think Jesus said? [Allow for 1-2 answers before continuing the story. List them on the board or have students write them on a piece of paper.]

Now the disciples were very eager to hear the rest of what Jesus had to say.

Jesus continued, "To be the best, you need to help other people. If you want to be the first, you must be the very last and become the servant of others."

Is this the answer you expected? The disciples weren't expecting to hear this at all. They thought there was some way to prove to Jesus that they were the greatest. Yet, in order to be the greatest in God's kingdom, it was necessary to be the last. Jesus wanted them to understand that serving others makes them great in the eyes of God because they are helping people.

Sitting Next to Jesus

Later on, James and John, two brothers who were disciples of Jesus, wanted to ask Him a personal question about the kingdom of God.

"Jesus," they said, "could we talk to You alone? We want to ask You for a special favor."

Jesus asked them, "What kind of favor do you want Me to do for you?"

This was a hard question to ask but they wanted to know if Jesus could help them.

Together, they said, "When You become the King, let

us be the ones who sit next to You—one on Your right side and one on Your left side."

Jesus couldn't believe what He had just heard. They wanted to sit at the most important positions. James and John had forgotten what Jesus said about serving others and about being the very last to become first in God's kingdom.

Jesus replied, "I cannot promise you anything. The names of the people who will have the honor of sitting there have already been prepared by God."

The Other Ten Are Angry

When the other disciples heard about James and John's request, they became angry. How dare they ask Jesus to let them sit at the best places? So the disciples began to argue again about who was the best among them. When Jesus heard their argument, He decided that it was time for another talk.

Acts of Kindness

Jesus called them together and spoke very seriously. "To be the greatest person does not mean having power over other people and ordering them around. This is the way worldly people think," Jesus explained.

"Instead, if you really want to be a great person, you need to serve others. You need to show kindness to them. Even I did not come to earth to be served, but to serve. I came to show love to everyone. When you can all understand this, then each of you will be the greatest in God's kingdom."

CHECK FOR UNDERSTANDING

Fill In the Blank and True or False

1. Jesus' disciples were arguing about who was the _____ (greatest/best) among them.
2. The disciples did not understand when Jesus told them that He would die and rise again in _____ (three) days.
3. James and John wanted to sit at the _____ (left) and _____ (right) of Jesus in the kingdom of heaven.
4. Jesus told the disciples that they should fight for the best things. False; they should serve others if they want to be the best.
5. Jesus wants us to be servants in order to become the greatest in God's eyes. True.
6. What are some ways that you can serve others? Answers may vary.

Questions to Think About

1. Why did the disciples fight over who was the greatest? Possible answer: The disciples knew that Jesus was going to die soon, and they might have been deciding which of them would become the leader of the disciples after His death.
2. How did Jesus explain what it really meant to be a great person? Possible answer: Jesus said that to be a really great person, you had to serve others.
3. What does it mean to be the very "last" if you want to be first? Possible answer: To be the last means to be the person who is always serving others, not the person always being served. A person who serves others is great in the eyes of God.

MEMORY VERSE PRACTICE

Please reinforce the memory verse every week.
You can practice the memory verse with your students anytime during class.

“Whoever desires to become great among you shall be your servant.” (Mark 10:43b)

SPIRITUAL TEACHING & LIFE APPLICATION

Jesus set the best example by coming to this world to serve us. He is God Himself, living in heaven without any sorrow, toil, or pain. But for Him to come to this world, Jesus had to give up many things—much more than just a wonderful place to live! In order to set an example for us, Jesus gave up His glory as God. Even though He is God Himself, He did not come to this world to be served by men but to show others the love of God by serving men. He didn't seek the praise of others, wealth and riches, or a high social status as many people do today. Instead, He preached to the poor, the sinners, and the sick the gospel of salvation everywhere He went. The Bible says, Jesus did not even have a place to “lay His head” (Lk 9:58),

meaning that He didn't have a fixed place to stay. He had to walk a long way on a daily basis to get to people in different places to preach to them. Even though He faced many people who didn't support Him and people who wanted to hurt Him, Jesus never gave up on His ministry. He endured fatigue and danger just so He could fulfill the will of God and serve us.

Today, God wants us to be like Jesus and have the mindset to serve one another. He came to set us a perfect example and our goal is to be more like Him, pleasing God in everything we do. Here are some principles to think about that may help us:

1. We serve to glorify God

Sometimes, there may be no one around us when we do good deeds. Do we still pick up that piece of trash on the floor in church? Are we still faithful in cleaning even if our friends are not there? Colossians 3:23-24 says, “And whatever you do, do it heartily, as to the Lord and not to men, knowing that from the Lord you will receive the reward of the inheritance; for you serve the Lord Christ.” God sees our work in secret and will reward us accordingly.

When we serve one another, our motive is what determines whether or not we glorify our Father in heaven. If our only motive to do good is to receive praise from others, then sure enough, our reward is the praise we get from others, not from God (Mt 6:1-2). On the contrary, if our motive is to glorify God's name, our reward will be from God, which is worth much more than just applause or a compliment! In fact, a true heart of service is one that rejoices in being able to glorify God and see others being helped, without seeking any rewards.

When Jesus was on earth, He didn't seek praise from people. Even though He was the Son of God who had power to work the impossible, He didn't say to the people, “Look what I can do! Now you know I'm the Son of God!” Instead, He gave all the glory to God, His Father in heaven. This is the same attitude we should have when serving one another. Let me share a story with you:

1. On the way home from school, Andrew saw a boy around his age trip and fall on the ground. His arm was

bleeding, and he seemed to have trouble getting up. Andrew looked around and saw a few other people on the street, so he thought to himself, “My favorite TV show is about to start... I can't stop to help him. If someone I know were around, I would stop and help him just to show how good I am, but everyone here is a stranger. Besides, they will help this boy, not me!” Andrew walked away and continued on his way home.

When Andrew reached his neighbor's house, he saw another boy who had also fallen off his bicycle. Andrew looked over and recognized him—“That is our neighbor's son, Vincent!” This time, Andrew hurried up and went to help Vincent. In his mind, Andrew was thinking, “If I help Vincent, he will definitely tell this to his mom, and his mom will tell my mom since they always talk. Vincent's mom might even bring me some of her homemade treats!”

Reflection Question

• Did Andrew have the right motive to serve?

No, because he chose to help Vincent only because he thought about the compliment and treats he would get from Vincent's mom. He didn't help the first boy because he didn't think there was any benefit he could get from helping him. Andrew didn't know that by helping others, even though other people may never find out what he did, our Father in heaven sees and will reward him. Sadly, his motive to do good was not to glorify God but to glorify himself.

2. During lunch today, Annie told Michelle that her dad has been suffering from lung cancer for a while and that her family's hopes are dwindling. Michelle thought to herself, "This is a good time to preach to Annie about God... If I tell her more about the power of God, she may be able to bring her dad or even her whole family to our church! But I'm really, really, really scared! No one in school goes to the same church as I do... No one can help me out! What if Annie asked me questions that I don't know how to answer? What if she thought I was being crazy? ...I shouldn't be afraid to tell people about God. Even if the outcome is not as I wanted, at least I have planted the seed for God. I will do this for God!" Michelle prayed silently in her heart and decided that she would speak to Annie after school. That day,

Michelle told Annie many stories from the Bible. Annie was thrilled to know about God. She also said that she was very interested in going to church with Michelle and that she would try to bring her family with her!

Reflection Question

• Did Michelle have the right motive to serve?

Yes. Even though Michelle was very afraid to talk to Annie about God, she did it not because she wanted anything for herself but rather to please God by preaching the gospel. She knew that even though Annie may not respond the way she wished, it was God's will for her to at least try preaching to her. She did what God wanted her to do!

2. Everything we have is from God

Sometimes, we may feel so comfortable and deserving of the good things we are blessed with in life, for example, living in a big house, having beautiful clothes, or earning good grades in school. However, these things often bring us pride. They give us a feeling of being superior to others—a feeling that makes us not want to serve others.

The Bible encourages us to "in lowliness of mind [...] esteem others better" than ourselves and "look out not only for [our] own interests but also for the interests of others" (Phil 2:3-5). If we always see ourselves better than others, we would never be able to serve others with a genuine heart. But if we humble ourselves and remember that God has given all of us different gifts, we would be more willing to serve others because we know that we are not more special than others in God's eyes.

Everything we have is from God, including our gifts and talents, riches and possessions. It is God who allows us to have shelter, food, and clothing. He even allows us to have things that we don't need to survive, such as toys or computer games. God gives to His people according to His plan for every single one of us. If someone is gifted in speaking, let him help with the ministry. If someone is rich, let him help when the church needs money. The bottom line is that we must know that everything we have is from God to glorify His name. We should not feel arrogant about what we have that others don't have because everything belongs to God. He is the One who gives and the One takes away (Job 1:21); if we use what we have from God to boast about ourselves rather than serve, God will surely take these things away.

3. We should be doers, and not only hearers

Today we learned that "the last will be first"—this doesn't sound like a popular concept at all. Our society today seems to teach us to be more aggressive, to push and shove to get ahead in the world. We may also feel a bit disappointed when we see others using deceitful ways to get ahead, seemingly without facing any consequences. However, using such methods is the way of the world and contradicts God's way. God certainly sees all the wicked deeds in this world, and He will punish them in due time. As children of God, we must always follow the word of God, even if some untruthful ways seem better or faster. Being the greatest in this world is not at all important. Gaining God's pleasure and glorifying His name are more important. Besides, Jesus has taught us that the ones who are the greatest in the kingdom of heaven are the ones who serve others (Mt 23:11).

The Bible tells us that we should be "doers" of God's words and not only "hearers." In other words, after we hear the wisdom of God, we should keep it in our hearts

and apply it to our daily lives. The easiest way to know if we are "doers" of God's words or not is to think about whether or not we have been doing the things that we learned from our past R.E. lessons. Do we remember what we have learned in the past, or do we forget everything we have learned as soon as we leave the classroom every Saturday? Have we been applying what we have learned into our daily lives? Do we often think about whether or not our actions and words please God? I will leave these questions for you to think about. We must put what we have learned into action so that we can be true followers of God. 1 John 2:5 says, "But whoever keeps His word, truly the love of God is perfected in him. By this we know that we are in Him." Being doers and not just hearers of the word shows that we love God and that we are His children. The "hearers" who are not "doers" will not inherit the kingdom of God. Let us strive us to be a "hearer" and "doer" of God's word by serving one another, giving glory to our Father in heaven as Jesus did.

ACTIVITY

1 Showing Our Kindness

Objective: To help students think of ways they can be helpful.

Instructions

1. Lead a discussion on things the students can do to show kindness. Talk about ways they can serve other people. How can they serve at home, at school, and at church? Encourage the students to show one act of service today at church.
2. Give the students some scenarios to start with. For example, they can pick up the garbage on the floor or take the right amount of food so that there will be some left for others.
3. Brainstorm other acts of service with the students and list them on the board. Have each student pick one thing they will accomplish today or in the upcoming week.

2 Good Christians

Objective: To create objects that will remind the students to be helpful and kind.

Materials

- Clay

Instructions

1. Introduce the activity by letting the students know that they will be making an object out of clay.
2. Tell the students that the object will be something that reminds them to serve others. For example, they can make a bowl or plate to remind them to take care of the house, or a tic-tac-toe game board to remind them to be fair when playing with their friends.
3. Brainstorm with the class so that the students have many options.
4. When everyone has an idea, pass out the clay and have them work on it immediately before it sets and dries.
5. When the students have finished making their objects and cleaned up, ask for a few volunteers to share their object and the corresponding act of service.

HOMEWORK ANSWER KEY

1. heaven
2. last
3. serve, serve
4. B
5. False; they did not understand, but they were too afraid to ask.
6. True
7. False; serving others will make you the greatest.
8. True
9. Answers may vary.

E1 Year 3 Book 2 Lesson 3—Who Is the Greatest in Heaven?

Homework Assignment

Name: _____ Parent signature: _____ Date: _____

Bible Truth: Jesus came to earth as a servant.

Lesson Objectives: 1. To learn to serve others and perform acts of kindness.
 2. To understand that when we serve others, we serve God, which pleases Him.

Bible Reading: Please put a check mark in the space when you complete the reading each day.

Prayer: Please put a check mark in the space on the days you prayed to God.

	Sun	Mon	Tue	Wed	Thu	Fri	Sat
Bible Reading							
Prayer							

Memory Verse

Please write down this week's memory verse.

(Mark 10:43b)

What I Learned from the Bible This Week

1. _____
2. _____
3. _____

Homework Assignment

Understanding What You Have Learned

Fill In the Blank

serve	last	heaven	serve
-------	------	--------	-------

1. James and John asked Jesus to let them sit at His right and left side in _____.
2. Jesus told the disciples that they needed to be a servant and the _____ of all to be the greatest in the kingdom of heaven.
3. When we _____ others, we _____ God.

Multiple Choice

4. _____ : What did the disciples argue about?
 - a. Who was the funniest.
 - b. Who was the greatest.
 - c. Who could run the fastest.

True or False

5. The disciples understood Jesus when He told them what would happen to Him later on. _____
6. Jesus was telling His disciples that He would die and come back to life in 3 days. _____
7. Having power and ordering other people around will make you the greatest in the kingdom of God. _____
8. Jesus came to earth to serve everyone. _____

Life Application

9. How did you serve someone this week? Draw a picture and write a sentence below.

LESSON 4

THE TRIUMPHANT ENTRY INTO JERUSALEM

BEFORE YOU TEACH

Passover

For many centuries now, the Passover is celebrated each year in the month of Nisan (the first month of the Jewish New Year, which usually corresponds to late March and April) in remembrance of Israel's deliverance from Egypt. During the time of Jesus, all Jewish males over the age of twelve were required to go to Jerusalem for the Passover Festival.

Prophecy Fulfilled

Jesus entered the city sitting on a donkey and her colt. The Gospel of Matthew is the only book of the Four Gospels to mention two animals. The other Gospels only mention the colt. However, Matthew's recording fulfills the prophecy in Zechariah 9:9, which said that the King would come in this fashion.

UNDERSTANDING YOUR STUDENTS

It is always easy to give praise to God in times of joy. The people in Jerusalem sang praises because they saw their King and envisioned a better future for themselves. It is only natural for people to thank God for the wonderful blessings they have received. But how many can do the same during times of hardship and suffering? One of the few people who did just that was Job. Even though his wife told him to curse God and die because he was in such pain, he told her that it was selfish to accept only the good things from God. In his prayers, he still praised the Lord.

When your students encounter a problem, their first reaction may be to complain or to blame someone. They will not think to praise God. Remind them that Jesus can help them, no matter the situation. Encourage the students to praise God. Praising God will help them feel better and take away the bad feelings they have for anything or anyone. Let them understand that they should praise God at all times. When this attitude becomes an intrinsic part of their lives, they will grow up experiencing comfort and strength from God.

BIBLE TEXT

Matthew 21:1-11, 14-18

BIBLE TRUTH

Jesus is the King.

LESSON OBJECTIVES

1. To praise Jesus at all times.
2. To thank God by praising Him during good times.
3. To know that praising Jesus in bad times will give you peace.

MEMORY VERSE

"I will sing praise to Your name,
O Most High."

(Psalm 9:2b)

PRAYER

In the name of the Lord Jesus, we pray. Lord Jesus, we know that You are the only God and Savior for us. You are the only King. Let us always praise You and give thanks to You for all the wonderful things You have done for us. Even during times of hardship, we should still remember to pray to You and give praise to Your holy name. Hallelujah! Amen.

VOCABULARY

triumphant: victorious, winning, successful

Passover: an annual Jewish feast that celebrates the deliverance of the Israelites from Egypt

Hosanna: A Hebrew expression meaning "save," which became an exclamation of praise

praise: to respect, give glory, and use words of admiration

authority: the power or right to order or decide

REVIEW

In last week's lesson, Jesus spoke to His disciples about being a great person in the eyes of God. Jesus taught them this lesson because the disciples were arguing about who was better. James and John also asked Jesus if they could sit next to Him in the kingdom of heaven. It was wrong for them to think this way because God's kingdom is not about status or honor. The world measures the success of people through wealth and status. However, Jesus explained that in order to be the greatest, it was necessary to become a servant. The disciples were surprised because they were not expecting this kind of answer. Jesus said that God will bless those who love and help others. This is the best way to become a great person.

BIBLE STORY

The Passover Feast

One day, the city of Jerusalem was crowded with many people. Men, women, and children were everywhere. They were in the city for a special reason. [Ask the students why they think the people gathered in Jerusalem.] These people had come because of the Passover Feast. Every year around this time, many people would come to Jerusalem to remember how God saved the Israelites while they were in Egypt. God commanded the Israelites to put the blood of a lamb on their doorposts as a sign to the angels not to go into that house and kill the firstborn son, as they would do for all the Egyptians. The angels passed over the houses of the Israelites that were marked by the blood of a lamb. Everyone gathered in Jerusalem to worship and give praise to God for protecting them during that time.

Preparing the Donkey and Colt

But something even more exciting was going to happen during this Passover. The people did not know that Jesus and His disciples were planning on coming to Jerusalem. When they were all busy getting ready to celebrate the Passover Feast, Jesus and His disciples had arrived in a small town called Bethphage. This was very close to Jerusalem, where all the excitement was. Jesus called two of His disciples over to Him.

Jesus said to them, "Go into the village. There, you will find a donkey and her colt that no one has ever ridden. Untie them and bring them to me. If anyone asks you why you are taking them, just say that the Lord needs them."

The disciples weren't sure why Jesus needed these animals but they followed His instructions and went into the village. When they got there, everything was as Jesus

said it would be. They untied the donkey and her colt and brought them to Jesus.

On the Way to Jerusalem

Usually, Jesus walked from place to place, preaching the word of God. But this time, He chose to go into the city of Jerusalem riding a donkey and her colt. He did this because, many years ago, God had revealed through the prophet Zechariah that the King would come riding on a donkey. Jesus wanted everyone to understand that He was the promised King and had come to help the people.

After the disciples brought the animals to Jesus, they put their clothes on the donkey and colt's backs to make the seat softer. Then Jesus got onto the donkey and her colt and rode to Jerusalem.

Everyone Praises Jesus

As Jesus rode on the animals, many people who were traveling on the same road saw Him. They immediately recognized who He was and began to whisper excitedly to each other. They didn't expect to see Jesus there. They all knew about Him because they had heard of His powerful words and the wonderful miracles He had performed. The Israelites were very happy to see Jesus and joyfully welcomed Him. Some people took off their clothes and spread them on the road and others cut palm branches from the trees and put them on the road. [Tell the students that they did all this to show that they knew Jesus was the King.] Jesus' entrance fulfilled the prophecy in Zechariah 9:9, "Behold, your King is coming to you; He is just and having salvation, lowly and riding on a donkey."

As Jesus got closer and closer to the city, the people

shouted in loud voices, “Hosanna to the Son of David! Blessed is He who comes in the name of the Lord!” They were all praising Jesus the King.

The Triumphant Entry

People inside the city of Jerusalem heard the shouts of praise. There was a large crowd surrounding a person sitting on a donkey and her colt.

Some people asked, “Who is this person?” while others wanted to know what was happening to cause all this fuss. As the crowd entered the city, they told the people that this person was Jesus. When everyone else realized who Jesus was, they also began to shout praises. The King was finally here!

Jesus Helps the People

After Jesus entered the city, He went straight to the temple. Many people who were sick came to see Him and He healed every one of them. The people in Jerusalem saw the power of God and praised God even more. Even the

children sang praises. They kept shouting, “Hosanna to the Son of David!”

While most of the people were happy, some of the Jewish leaders did not like what they were seeing and hearing. They didn’t want Jesus to be so popular because it might take away some of their power and authority. They wanted the children to stop praising Him.

Final Thoughts

What did you learn from the lesson today? [Discuss. Share these additional teachings with the students.]

What can we praise God for today? [Discuss. Some answers may include praising God for His protection and guidance for us, praising God when we hear of miracles and testimonies, or praising God because He is the King. Emphasize that we should praise God with a joyful heart. For example, during every class, we sing hymns to praise God. We are singing to God, the King and Creator of our universe, so we should praise Him with our hearts.]

CHECK FOR UNDERSTANDING

1. **Where was Jesus going?** Jerusalem.
2. **What animals did Jesus tell His disciples to bring back?** A donkey and her colt.
3. **What did the people shout when they saw Jesus riding on the animals?** Hosanna (to the Son of David)!
4. **What did the people put on the road when they saw Jesus?** They put their clothes and palm branches on the road.
5. **Why did the people put their clothes and palm branches on the road?** To show that Jesus was the King.
6. **How were the people feeling when they saw Jesus?** Happy.
7. **Why did Jesus ride on a donkey and her colt into Jerusalem?** To fulfill Zechariah’s prophecy and prove that He was the King.
8. **Why didn’t the Jewish leaders like Jesus, even though He was helping people?** They were jealous of Jesus. They didn’t want to lose their power and they didn’t want the people to like Him.
9. **How can you praise Jesus today?** We can praise God by praying, by singing, by not saying bad words, by saying things that praise God, etc.

MEMORY VERSE PRACTICE

Please reinforce the memory verse every week.
You can practice the memory verse with your students anytime during class.

“I will sing praise to Your name, O Most High.” (Psalm 9:2b)

SPIRITUAL TEACHING & LIFE APPLICATION

Praise God at all times

From today's lesson, we learned that we should praise God at all times. We learned about how the Israelites praised Jesus when He entered Jerusalem. Both children and adults praised Jesus joyfully with their hearts. They also took action to praise Jesus. The disciples followed Jesus' directions, and the Israelites willingly cut palm branches and put their clothes on the ground to welcome Jesus. At that time, throwing cloaks in the path of someone was an act of special honor. The people were showing recognition that Jesus was the promised Messiah! Also, people cried out "Hosanna," which means "save now." They were so happy because they saw Jesus, their Savior, entering

Jerusalem! It was such a joyful time! Today, we can also praise Jesus! We can praise God anytime and anywhere, not just at home or at church.

When Jesus entered Jerusalem, the Israelites welcomed Him with open hearts. Although the children were young, they welcomed Jesus by praising Him and shouting "Hosanna!" It may seem like such a simple thing for children to shout "Hosanna!" yet their actions are recorded in the Bible. This teaches us that we can all praise God, no matter how young we are.

a. Praise God spontaneously

Prayer is our communication with God. There is no wrong time to pray—whenever we lift up our voice to Him, He's listening! Today, many people have a set time to pray. It may be in the morning before they go to school or work, before they go to bed, or three times a day, like Daniel in the Bible. While it is a very good habit that we have a set time dedicated to God every day, we should not limit our prayer times. If God is always in our hearts, we will find many opportunities to praise God by saying a small prayer or a silent prayer in our hearts acknowledging the greatness of God's works. Here are some examples:

1. When I see beautiful scenery, I praise God for all He has created.

"Dear God, thank You for making this beautiful world for us to live in. Everything I see speaks of Your greatness, and I praise and thank You for all that You have created. Amen."

2. When I get home from a tiring day of school, I praise God for the shelter He has provided for me.

"Dear God, thank You for this beautiful home that

You have given to me and my family. Even though we do not deserve Your love, You have freely provided so many things for us so that we do not feel lacking in anything. May all the glory and praise be unto Your almighty name!"

3. When I have dinner with my family, I praise God for always keeping us safe and sound.

"Dear God, thank You for this wonderful family You have given me. Whenever I am with them, I feel happy and loved. I know that it is You who always keeps us together. I praise and thank You for Your abidance and love. Amen."

When we mention "prayers," what comes to mind is most likely requests to God. However, we should also not forget to incorporate praises into our prayers. Most of the psalms in the Bible are directed towards God. They are prayers filled with praise. Reading psalms can be a good way to learn how to better offer our praises to God.

[You can pick a couple of verses from Psalms to illustrate how the psalmists praised God.]

b. Praise God in good times

We all know that we should praise and thank God during good times. However, sometimes we may forget to praise God when good things happen to us. Like the nine lepers whom Jesus healed, we may forget God's grace soon after receiving it. If we keep asking for God to help us and He does, we must remember to thank and praise Him. Imagine that one of your classmates always needs your help with his homework, but he never says "thank you" for your help, how would you feel? [Let students answer.]

You would probably not feel appreciated at all. For that reason, after God has helped us, we should praise and thank Him so that He feels appreciated. We should never take God's help for granted. Let us also remember to be thankful for all that God has given us, for the big gifts and the small gifts.

c. Praise God even when something bad happens

When we encounter problems, we may focus on them and become very worried. We might even look for something or someone to blame. However, the Bible teaches us that we should not feel discouraged during bad times. Instead, we should be joyful because we know that God has everything taken care of and that we can rely on God's power to overcome any difficulties. One way to fill our hearts with joy during bad times is to praise God. When we praise God, we think about how He has helped us before. We begin to remember God's mercy and love for us. Praising God helps us turn our focus away from the problem and toward God. Then we will think about God's great power. Indeed, He can help us in any difficulty. The Bible says, "I can do all things through Christ who strengthens me" (Phil 4:13). It is not because of our strength that we are able to overcome difficulties. Rather, it is because of God's love, mercy, and power. Let me share a testimony with you:

When Michael was eight years old, he woke up one day feeling very itchy all over his body. He realized that there were red dots everywhere on his body! After seeing the doctor, Michael was told that he had chicken pox and that he had to stay home for one to two weeks without going anywhere. For the first few days, Michael had a fever, and he was in bed most of the time. His body was so itchy that he couldn't

sleep...and it only got worse each day! On top of that, Michael missed his school trip because of his chicken pox. He had really looked forward to this trip and had planned many fun games to play with his friends. When all of his friends were out having fun, Michael was home, lying in bed.

Even though Michael didn't understand why God had allowed him to suffer from chicken pox and miss his school trip, he didn't complain. During the two weeks at home, Michael's mom spent every minute with him, taking care of him and reflecting upon all the blessings that God had given his family in the past few years. They spent time to pray together and talk about God every day. They also read the Bible and sang hymns, praising God together. Even though Michael had to stay at home for almost two weeks, Michael didn't feel lonely at all, not just because his mom was with him, but also because he felt very close to God. Moreover, Michael also received a "Get Well Soon" card from all his church friends. He was very touched by the love and care that they shared together in Christ. Despite the itchiness on his body, Michael had a lot of joy in his heart, praising and thanking God each day for the time he had to draw closer to Him due to this unexpected illness.

HOMWORK ANSWER KEY

1. save
2. lamb
3. angels
4. clothes, palm branches
5. King
6. C
7. True
8. False; they still praised Him because people of all ages can praise Jesus.
9. Answers may vary.
10. Answers may vary.

ACTIVITY

1**Praise Mobile****Objective:** To create a mobile that reminds students to always praise God.**Materials**

- Slender wooden dowels cut in short lengths
- Pattern printout, one per student
- Card stock weight paper
- Clear tape
- String or yarn
- Single hole punch
- Crayons or markers to decorate the shapes

Instructions

1. Make copies of the provided patterns and give one to each student. They will be making mobiles [see sample].
2. Have the students cut out and color the shapes.
3. Use the hole punch to punch holes near the top of each shape.
4. Cut varying lengths of the string or yarn and thread them through the holes in the shapes.
5. Take two dowels, place one on top of the other in a cross formation, then tape them together.
6. Tie the shapes to the dowels using the strings. Put the cloud in the center.
7. Tie one length of string to the dowels at the point where they intersect for hanging.

2**Let's Praise God!****Objective:** To recall God's guidance and to share God's grace with others.**Materials**


- Paper
- Pencil
- Crayons

Instructions


Explain to the students that a great way to praise God is to think about a time when He helped them and to testify for Him, or share with others about how He helped them. Ask the students to think about a time when God helped them. Demonstrate this activity as you explain it to the students.

1. First, write "Praise God!" at the top of a piece of paper.
2. Then, draw a picture of a time when God helped you. Let the students see your drawing clearly.
3. Pass out paper to the students for them to draw on. If time permits, have them color in the drawings.
4. After the students are finished, ask for volunteers to share with the class. If there isn't much time, the students can share with a partner as you walk around the room and listen.

Praise Mobile Sample



**"I will sing praise to Your name,
O Most High." (Psalm 9:2b)**



E1 Year 3 Book 2 Lesson 4—The Triumphant Entry into Jerusalem

Homework Assignment

Name: _____ Parent signature: _____ Date: _____

Bible Truth: Jesus is the King.

- Lesson Objectives:**
1. To praise Jesus at all times.
 2. To thank God by praising Him during good times.
 3. To know that praising Jesus in bad times will give you peace.

Bible Reading: Please put a check mark in the space when you complete the reading each day.

Prayer: Please put a check mark in the space on the days you prayed to God.

	Sun	Mon	Tue	Wed	Thu	Fri	Sat
Bible Reading							
Prayer							

Memory Verse

Please write down this week's memory verse.

(Psalm 9:2b)

What I Learned from the Bible This Week

1. _____
2. _____
3. _____

Homework Assignment

Understanding What You Have Learned

Fill In the Blank

clothes angels save King lamb palm branches

1. Hosanna means "_____."
2. While the Israelites were in Egypt, they put the blood of a _____ on their doorposts as a sign.
3. The _____ passed over the Israelites' houses that had the blood on them and the firstborn of the Israelites were saved.
4. When the Israelites saw Jesus coming into Jerusalem, they put their _____ and _____ on the road.
5. The Israelites welcomed Jesus because they knew that He was the _____.

Multiple Choice

6. ____ : The Israelites went to Jerusalem to ____.
 - a. Visit their friends
 - b. Ride on a donkey
 - c. Go to the Passover Feast

True or False

7. At the Passover Feast, the Israelites remembered how God protected them in Egypt. _____
8. The children didn't praise Jesus because they were too young. _____

Life Application

9. When do you praise God?

10. What are 3 things you praised God for this week?
 1. _____
 2. _____
 3. _____

LESSON 5

THE PARABLE OF THE TEN VIRGINS

BEFORE YOU TEACH

Being Prepared with Spiritual Oil

The parable of the ten virgins illustrates the attitude believers should have towards the second coming of Christ. In this parable, Christ is portrayed as the bridegroom. When Christ returns, He will receive His bride, the church (Rev 19:7; 21:2).

The ten virgins were the bridesmaids. As such, they were responsible for preparing the bride to meet the bridegroom. All ten virgins took lamps, fell asleep as the hours passed, then arose and trimmed their lamps. What set the five wise virgins aside from the foolish ones is that in addition to their lamps, they took oil in their vessels.

Oil lamps could be made of clay, silver, bronze, gold, or stone. One of the main fuels used in lamps was olive oil. Oil lamps usually had a large opening into which the fuel could be poured. One end of the wick was introduced into the fuel. The other end was lit with fire. Some oil lamps had a handle that made them easier to carry.

The oil represents the Holy Spirit. We should learn from the wise virgins by preparing ourselves spiritually. We can abide in Christ by being watchful and living righteous lives (keeping our spiritual garments clean) so that at His return, we may come before His presence with confidence (1 Jn 2:28; cf Rev 16:15). If we can persevere until the end, the bridegroom will acknowledge and welcome us.

A crucial point in this parable was the fact that the oil could not be shared. Faith, through the fullness of the Holy Spirit and the practice of God's word, is built up gradually on a personal, individual basis. We cannot wait until Christ comes to start preparing ourselves because it would be too late. Moreover, we cannot rely on someone else, such as our spouse, parents, or minister, to enter God's kingdom.

The consequences of not being alert and watchful in our faith are significant in our present life as well as our eternal life. If we indulge in our desires in this life rather than be spiritually sober, we are actually choosing to distance ourselves from God. It is this reason that led the bridegroom to turn away the foolish virgins. The foolish virgins represent believers who befriend the world, confessing the Lord with their mouths, but straying from Him in their hearts and conduct (Jas 4:4).

BIBLE TEXT

Matthew 25:1-13

BIBLE TRUTH

We are responsible for being watchful and building up our own faith daily so that Christ will welcome us into the heavenly kingdom.

LESSON OBJECTIVE

To be watchful and proactive in our faith until the second coming.

MEMORY VERSE

"Watch, therefore, for you know neither the day nor the hour in which the Son of Man is coming."

(Matthew 25:13)

PRAYER

In the name of our Lord Jesus Christ, we pray. We praise and thank You for protecting and guiding us over the past week so that we can come to Your house to worship You. May Your Spirit fill our hearts and work mightily in our lives so that we can learn to be watchful and prepared like the five wise virgins. By preparing ourselves daily and doing what pleases You, even when it may be hard, we hope and pray that at Your second coming we may go with You to our heavenly home. Hallelujah! Amen.

UNDERSTANDING YOUR STUDENTS

At their young age, your students operate in an environment where the impact of their actions is limited. They may see the short-term relationships between cause and effect, but may not be quite aware of the long-term repercussions of their actions. It may be difficult for them to imagine how their Bible reading, prayer, church attendance, and interaction with believers can impact their reward or punishment on that seemingly far off day of Jesus' second coming.

Although the concept of judgment at the second coming may seem abstract and unfathomable in their young minds, most of them can probably comprehend the feeling of being turned away or rejected. Children long to be loved and accepted by their parents. Just as parents love their children deeply and are pained by their misbehavior, God loves His children and is grieved when they do not trust and obey His commandments. In either case, our misconduct does not lessen or change our parents' or God's love, but there are consequences to our actions.

In the parable of the ten virgins, all ten are given the opportunity to meet the bridegroom. Today, all believers

are given the opportunity to one day see Jesus Christ at His second coming. Half of the virgins chose to prepare better and were allowed to join the wedding. This half represents the believers who diligently and cheerfully build up their faith by fostering good spiritual habits over time (being filled with the Holy Spirit through prayer and practicing good deeds out of Christian love). The other five did not prepare adequately, came back too late, and were turned away by the bridegroom. These five represent the believers who do not devote sufficient time and effort day after day to draw closer to God, and who may not fully realize that Jesus could come at any moment. Sadly, no one will be able to share their faith, Holy Spirit, or good deeds with anyone else (even if they wanted to) when the day of judgment arrives. Students will prefer to be like the wise virgins and participate in the joy of the wedding instead of the foolish virgins who could only stand outside with their regrets. The best solution in this case is prevention in the form of preparation. Since no one knows when the end will come, teachers can encourage students constantly to think and act in a way that would allow them to be counted among the wise wedding guests.

VOCABULARY

parable: a story that is told to explain a teaching

virgin: unmarried woman

vessel: container

bridegroom: groom, husband

REVIEW

Last week, we learned how Jesus rode a donkey into the city of Jerusalem. How did the people welcome the Lord? [Give students time to respond.] The people praised Him. They placed their clothes and palm branches on the road and shouted, "Hosanna to the Son of David!" as He passed. They did this to praise Him as their Savior. We learned that we also must raise our voices to give praise and glory to God.

BIBLE STORY

Boys and girls, what is the kingdom of heaven like? Raise your hand if you can tell me one thing you think you might see, hear, smell, touch, taste, or feel in heaven. No one really knows what heaven will be like, but we know that Jesus has prepared a beautiful home for His beloved believers. I'm sure every one of us would love to join Him there one day, so we should learn all the godly things we can think, say, and do to prepare for that special day.

When Jesus taught the believers, He described the kingdom of heaven in many ways. Once, He described the heavenly kingdom by telling a parable about ten virgins.

Ten virgins were going to a wedding. Each of them carried an oil lamp. In Jesus' time, people did not have electricity or batteries. They had to use oil lamps so they could see at night. Oil was poured into the lamp, the wick was lit with fire, and people were able to see by the lamp's light.

Five of the virgins were wise, and five were foolish. How do we know which virgins were wise and which were foolish? By their actions.

The foolish ones took their lamps but no oil. How would they be able to keep their lamps on without oil? It would be like using a flashlight without batteries. Boys and girls, would the five foolish virgins be able to see at night? Not for long or not at all.

The wise virgins took their lamps and took oil in their vessels. If they stayed out late into the night, they would still be able to see in the dark by putting more oil into their lamps.

The ten virgins waited together for the bridegroom to arrive. Tick-tock, tick-tock. Minutes passed by. Tick-tock, tick-tock, yawn. Hours passed by. Tick-tock, tick-tock, yawn, snore. The sun went down and the moon rose over the horizon. Tick-tock, tick-tock, yawn, snore, dream. Where was the bridegroom? Why was it taking him so long to come? One by one, the ten virgins fell asleep.

At midnight, the virgins heard a shout that woke them up. "The bridegroom is coming; go out to meet him!" It was so dark, and they needed to be ready to welcome the bridegroom. Quickly, they all got up and looked around for their lamps. They trimmed the lamps so they could be lit.

To their surprise, the foolish virgins realized they didn't have enough oil left to keep their lamps on. They asked the wise virgins if they could have some oil. The wise virgins knew if they gave the oil to the foolish ones, there would not be enough oil to light everyone's lamps. They told the foolish ones to go and buy some more oil. The five foolish virgins rushed off in a hurry, hoping someone would be willing to sell them oil at such a late hour.

The bridegroom came, and the five wise virgins who were ready and waiting for him went in with him to the wedding. The door was shut.

When the foolish virgins came back, they stood outside the closed door. They were late but they thought they

could still get in. The five foolish virgins called out to the bridegroom saying, "Lord, Lord, open to us!" The bridegroom answered and said, "I do not know you." While the wedding guests and the five wise virgins enjoyed the beautiful wedding and all the wonderful celebrations on that special day, the five foolish virgins could only sadly wish that they had been prepared earlier.

Boys and girls, raise your right hand if you would rather be a wise virgin or your left hand if you would rather be a foolish one. Well, you're all very wise!

What did the wise virgins prepare so they could welcome the bridegroom and go into the wedding? That's right, they prepared oil. Today, we also need to prepare oil. Our spiritual oil comes from praying daily to receive the fullness of the Holy Spirit. The Holy Spirit is very important, and we need it in order to enter the kingdom of God. It can help us in many ways. One way is to help us understand God's word. Another way is to help us when we pray. Additionally, the Holy Spirit can give us the strength to obey God's word, to be kind to others, and to serve our brothers and sisters in church. How often do we need to prepare this oil? We need to have this spiritual oil ready all the time, because we need it every day.

Why couldn't the wise virgins share their oil with the foolish ones? Was it because they were mean and selfish? No! Just like we cannot share our Holy Spirit and good deeds to help someone else go to heaven (even if we really, really wanted to), they could not share their oil to help others go into the wedding. Our faith is our personal relationship with God, and it is our own responsibility.

The parable of the ten virgins teaches us to be prepared. "Watch therefore, for you know neither the day nor the hour in which the Son of Man is coming" (Mt 25:13). Nobody knows when Jesus will come, so in a way, we should think, talk, and act as if He were coming every day.

Students, if we knew that He was coming soon, would we pick up a video game instead of our Bible? Would we shout back at our parents or would we speak kindly to them? Would we invite our friends to church or to a party? Would we stand up to play or kneel down to pray? How much oil do we have today? Is it enough? Will Jesus invite us in when He comes, or will the door be closed because we did not prepare enough oil ahead of time? Boys and girls, let's work together to have plenty of oil so we can celebrate when Jesus comes to take the church (all of the wise believers) home!

Let's look at some examples and think about what wise students would do, and what foolish students would do.

Wise Students	Foolish Students
<p><i>When invited to a birthday party on Saturday...</i></p> <p>Wise students would thank their friend for the invitation, but let the friend know they will be attending church on that day. Wise students might even go out of their way to give the friend a birthday gift even if they cannot attend the birthday party, and invite them to come to church on the next Sabbath.</p>	<p><i>When invited to a birthday party on Saturday...</i></p> <p>Foolish students would give in and go to the birthday party instead of observing the Sabbath. Foolish students think that it will not be a problem if they miss a service where they could draw near to God and have fun with their friends instead.</p>
<p><i>When Dad or Mom asks them to do a chore...</i></p> <p>Wise students would be kind and considerate, doing it right away with a cheerful smile. They might even have finished the chore without being reminded or asked.</p>	<p><i>When Dad or Mom asks them to do a chore...</i></p> <p>Foolish students would complain, grumble, or argue. They might not do it at all or do it with a bad attitude.</p>
<p><i>When things are not turning out the way they hope...</i></p> <p>Wise students would be patient and continue to do what is right. They would pray and ask God for wisdom to know what they should do, and be willing to change if needed. They would draw closer to God and trust in Him even more.</p>	<p><i>When things are not turning out the way they hope...</i></p> <p>Foolish students would blame God and try to get their own way. They would not be willing to admit if they did something wrong. They would turn away from God and rely on other people or on material possessions.</p>
<p><i>When no one is watching...</i></p> <p>Wise students would act the same way they would if they were in public. They behave in a way that would make God proud, being fair and merciful, producing spiritual fruit, and being a godly influence to those around them.</p>	<p><i>When no one is watching...</i></p> <p>Foolish students would behave differently than they would if others were around. They might behave in a way that is selfish, proud, envious, and fearful. They would make God sad with their actions.</p>

CHECK FOR UNDERSTANDING

1. **What are oil lamps used for?** To see in the dark; to light the way.
2. **How many virgins were waiting for the bridegroom?** Ten.
3. **How did the five wise virgins prepare?** They brought oil in their vessels.
4. **What happened to the virgins while they were waiting for the bridegroom?** They fell asleep.
5. **At what time did the bridegroom come?** At midnight.
6. **What happened when the foolish virgins realized that they didn't have enough oil for their lamps?** They asked the wise ones for some, but the wise ones told them to go buy more oil instead.
7. **What happened to the wise and foolish virgins in the end?** The wise ones went in to the wedding with the bridegroom; the foolish ones were not allowed to go in because the bridegroom said he did not know them.
8. **Who do the wise virgins represent?** Believers who prepare daily by praying for the fullness of the Holy Spirit and by being watchful.
9. **Who do the foolish virgins represent?** Believers who do not draw close to God daily.
10. **What can we learn from the parable of the ten virgins?** We need to be filled with the fullness of the Holy Spirit and be watchful because we do not know when Jesus is coming.

MEMORY VERSE PRACTICE

Please reinforce the memory verse every week.
You can practice the memory verse with your students anytime during class.

“Watch, therefore, for you know neither the day nor the hour in which the Son of Man is coming.”
(Matthew 25:13)

SPIRITUAL TEACHING & LIFE APPLICATION

1. What Is the Holy Spirit?

Some Functions of the Holy Spirit

1. He teaches us to understand the truth.
2. He helps us walk in God’s ways.
3. He strengthens us and helps us when we are weak.
4. He helps us pray, making “intercession for the saints according to the will of God” (Rom 8:26-28).
5. He convinces us of our sin so that we confess our sins before God.

God promised through the prophets that He would pour out the Holy Spirit on His believers to live in their hearts: “I will put my Spirit within you and cause you to walk in My statutes, and you will keep My judgments and do them” (Ezek 36:27).

The Bible tells us that “God is Spirit” (Jn 4:24). The Bible also says, “the Lord is the Spirit” (2 Cor 3:17). The Spirit of God is the Spirit of Jesus Christ; He is the Holy Spirit. Jesus also called the Holy Spirit the “Helper” or “Counselor.” Like a personal guide on our heavenly pilgrimage, He is available at all times and abides with us forever, so long as we live by God’s words.

When we are baptized, it marks only the beginning of our journey. But to be like Jesus, we need to change with the help of the Holy Spirit. We cannot overcome our sinful nature and the devil’s temptations by our determination alone. The Holy Spirit, God’s Spirit abiding in us, gives us the transforming power we need to live out Christ’s perfect example as children of God. Let me share a testimony with you!

When Cora was in middle school, her parents used to give her money every day to get a snack for herself. Even though Cora always wanted more money, her parents insisted that Cora shouldn’t have more than one snack a day. One day, Cora saw two dollars in the side pocket of her friend Julie’s backpack, which had been left in the classroom unattended. Cora thought to herself, “If I take these two dollars, I will be able to get myself an extra chocolate bar today! Two dollars is not a lot... It wouldn’t be considered stealing if I take

it.” However, no matter how much Cora tried to convince herself that it was okay to take the money, Cora couldn’t do it. She felt as if there was someone inside her heart trying to fight against her own will. In the end, Cora didn’t take the money. In her heart, it just didn’t feel right for her to take the money. The Holy Spirit dwelling within Cora was rebuking her, telling her she that shouldn’t take the money because stealing is a sin in God’s eyes. The more she thought about it, the more she felt guilty and sorry towards God.

That day, Cora remembered this incident in her prayer before bed. She knew that her intention to steal was not right, which was why the Holy Spirit was fighting against her own will. No matter how many excuses Cora tried to find to convince herself that taking two dollars was not considered stealing in God’s eyes, the Holy Spirit rebuked her with the truth. Cora really regretted having such a sinful desire, and she prayed for the Holy Spirit to help her overcome her temptation to steal. She asked for the Holy Spirit to fill her and give her the courage to say “no” to stealing.

The Holy Spirit indeed helps us to overcome our weaknesses, and gives us strength to do what is right in the eyes of God.

How Do I Receive the Holy Spirit?

a. Be baptized

To receive the Holy Spirit, you must believe in the Lord Jesus as your Savior, humbly repent of your sins, and be baptized into Christ. Baptism goes hand in hand with the promise of the Holy Spirit: "Repent, and let every one of you be baptized in the name of Jesus Christ for the remission of sins; and you shall receive the gift of the Holy Spirit" (Acts 2:38).

b. Obey the truth

God gives the Holy Spirit "to those who obey Him" (Acts 5:32). Since the Holy Spirit is the Spirit of truth, we need to study and obey the true gospel in order to receive the Holy Spirit. Without the desire to follow the truth, we are denying the need for the Holy Spirit to dwell within us. But if we are determined to obey the commandments of God, the Holy Spirit will come upon us and fill us because He knows we need His help!

Students, I am sure many of you have been praying for the Holy Spirit. Let's take a minute to think... How much do you want the help of the Holy Spirit to obey God's commandments? If you truly want to obey the truth, the Holy Spirit will not delay in coming to help you! Now, I'm going to read two prayers to you. After you have heard both of them, tell me which one you think is a more proper prayer for seeking the Holy Spirit:

1. "Lord, I really want the Holy Spirit. Almost everyone in class has already received it... I'm afraid that they will look down on me if I don't receive the Holy Spirit soon! I also feel very embarrassed when my prayer doesn't sound like my friends' because I cannot speak in tongues... God, please give me the Holy Spirit!"
2. Lord, I really want the Holy Spirit. I hear Your word every week, but sometimes they're not easy to follow! I need the help of Your Spirit so that I can have the courage to obey Your commandments. I know that the Holy Spirit will help me understand the truth, walk in Your ways, and strengthen me when I am weak. Lord, please grant me the Holy Spirit as my Helper!"

Answer: The second prayer is the more proper prayer. Discuss with the students how the Holy Spirit is meant to be our Helper and Counselor, to guide and accompany us on the path of faith. Therefore, we should not be praying for the Holy Spirit because of peer pressure.

c. Pray with faith

Jesus told His disciples that the heavenly Father gives the Holy Spirit "to those who ask Him" (Lk 11:13). We ask God for the Holy Spirit through prayer. With faith in God's promise, through persistent prayer and earnest longing, you will receive the Holy Spirit as the Lord has promised.

What Happens When I Receive the Holy Spirit?

You will experience God's power.

Since the first time God poured out His Holy Spirit on the Day of Pentecost (Acts 2), believers who receive the Holy Spirit have spoken in tongues. Receiving the Holy Spirit is an experience that is audible and often visible. It is audible through the sign of speaking in tongues. It is often visible through the movement of the body. Jesus' disciples said that they, as well as observers, could "see and hear" the pouring out of the Holy Spirit (see Acts 2:33; 10:45-47).

When the Holy Spirit comes upon you, as recorded in Scripture, you will be moved to speak in unknown tongues. You may also experience warmth and power from above. The Holy Spirit is from God; thus the experience is not a frightening one, nor one where people lose control or consciousness. You will remain conscious and may end your prayer at any time.

2. Understanding When Jesus Is Coming Again

"In My Father's house are many mansions; if it were not so, I would have told you. I go to prepare a place for you. And if I go and prepare a place for you, I will come again and receive you to Myself; that where I am, there you may be also" (Jn 14:2-3).

The Lord Jesus promises His followers that He will one day return to receive them home. This world will not last forever. It will come to an end at the coming of Christ. No

one can know the exact hour. But Jesus warned of the signs that will precede His coming: wars, famine, natural disasters, and an increase in crime, religious persecution, and rejection and distortion of the truth. "And because lawlessness will abound, the love of many will grow cold" (Mt 24:12).

What Should I Do to Prepare for the Return of Jesus Christ?

a. Walk with faith

You don't really know when the world will end, or what twists and turns lie ahead. But God has given everyone clear guidelines in the Bible on how to live. Every word He gives us holds a promise: if you follow each command, you will be blessed. Walk every step with faith in God's leadership. You will find your life fruitful and full of meaning, for your destination will be clear (Rev 22:14).

b. Love one another

According to Jesus' teachings, love will be a standard of divine judgment on the last day. "Owe no one anything except to love one another, for he who loves another has fulfilled the law" (Rom 13:8). Love is serving the needs of others with all that God has given you. In fact, Jesus has once told us that LOVE is the greatest commandment. What does that mean? Is this commandment more important than the Ten Commandments? No, Jesus didn't say that to add an extra commandment on top of the ten we already know. If you think about it, the Ten Commandments can be separated into two parts: while the first to the fourth teach us to love God, the fifth to the tenth instruct us to love one another. [Pause for students to think. You can also go over all Ten Commandments with your students.] In order to prepare for Jesus' return, we must do everything according to the commandments of God, that is, to love God and love others. If we love God and always serve the needs of others before our own, God will surely bless and guide us every step of our way until the day that Jesus returns.

c. Be filled with the Holy Spirit

Receiving the Holy Spirit is only the first step of our spiritual journey. If we do not rely on the power of the Holy Spirit to guide us every day, not only would He become weak but He may also leave us. Therefore, we must always pray to be filled with the Holy Spirit. Always ask God to strengthen us through the Holy Spirit so that our faith can stay strong. The more we are filled with the Holy Spirit, the more power we have from Christ to walk in the truth. Let me share a story with you.

Leo loves plants. When his class had a flower-planting project, he was especially happy. He brought home his sprouted marigold plant, and for days, took great care to give it water and place it by the window for adequate sunshine. Finally, one flower budded, and Leo couldn't be any happier to see the fruit of his labor.

The following day, when Leo was at school, his

younger brother, Andy, decided to "help" take care of the marigold. He got too happy watering the plant that by the time he realized it, the flowerpot was flooded. In a desperate attempt not to drown the plant, he tried to pour the extra water out of the pot and shaking the plant. As he was doing so, the flower that budded fell out; it had been shaken too hard and got cut off from the main plant! Andy knew that Leo would be really mad at him. He decided that he would hide in his room in the afternoon when Leo came back from school.

Of course, as expected, when Leo returned from school and discovered what had happened to his beloved plant, he was both sad and angry. He shouted out to Andy, and found out very quickly that Andy had locked himself in his room to "escape responsibility" as he saw it. No matter how hard he banged on the door, Andy refused to come out.

Leo was furious, but he knew he had to contain his anger. So he went back into his room to try to calm himself down. An hour passed by and Leo was still in his room... He realized that no matter how hard he tried to calm himself down, he was still very angry. In the end, he decided to take a walk in the yard and then come back to pray about it. He knew that it was important to calm down first before praying. He also knew that praying was the only way to remove his anger completely, and that he could not remove it on his own. He knew that the anger in his heart could potentially lead to actions that would not please God. Therefore, Leo asked God to fill him with the Holy Spirit so that he could let go of his anger and obey God's will to forgive his brother. As he continued to pray, Leo began to feel peace in his heart. He was no longer filled with anger but the power of the Holy Spirit to forgive his brother. In the end, Leo did not pick a fight with Andy. Instead, he told Andy not to worry about what had happened. That night, Leo praised and thanked God that his heart was filled with joy after the Holy Spirit had helped him remove the anger in his heart.

For those of you who have not yet received the Holy Spirit, do not give up and continue to pray. And for those of you who have already received the Holy Spirit, do not think that there is no need to pray anymore. The Spirit of God is limitless; if we are weak, He can make us strong. Even when we are strong, He can make us even stronger! Ask to be filled with the Holy Spirit in your daily prayers, and you will experience what great things He can do for and with you!

ACTIVITY

1 Fill My Oil Lamp

Objective: To remember to prepare spiritual oil every day of the week.

Materials

- Construction paper in seven colors
- Markers
- Oil lamp drawing (see sample at right)



Instructions

1. Distribute one oil lamp drawing to each student (printed on letter paper).
2. Cut small strips or geometric shapes from seven different colors of construction paper. These must be large enough to write on but small enough to fit together on the oil lamp drawing.
3. On each strip or geometric shape, use the markers to write one day of the week, along with one way you will try to prepare spiritual oil on that day. (For example: "Monday: Ask my parents to pray with me for ten minutes.")
4. Lastly, glue the strips or geometric shapes on the oil lamp to "fill" it up.

2 Wise or Foolish, Stand Tall or Crouch Low

Objective: To identify the students' attitudes regarding behavior that may be wise or foolish.

Preparation

Before class, create a list of actions that could be catalogued as wise or foolish on a piece of paper.

Examples

- "Staying up late the night before Sabbath service."
- "Setting aside a part of my weekly allowance for tithing."

Instructions

1. Line the students up in a row, leaving some space between students to facilitate movement. If there are more than 5 students, set up additional rows with 5 students per row.
2. Tell the students that you will be reading some actions aloud. If they consider the action to be wise, they will stand tall and raise their arms up. If they consider the action to be foolish, they will crouch to the ground as low as they can. You may want to demonstrate the actions first for the students to see.
3. Ask the students to close their eyes.
4. Read one item from the list of actions that you created.
5. Give the students some time to decide if the action is wise or foolish.
6. When all the students have decided, tell them to open their eyes and look around to see how others categorized the action.
7. Repeat steps 3-6 until all the actions have been read by the teacher and evaluated by the students.
8. As a group, discuss the students' reactions to the actions on the list.

HOMEWORK ANSWER KEY

Across

3. bridegroom
6. heaven
7. foolish
10. wise

Down

1. virgins
2. Jesus
4. midnight
5. second
8. oil
9. lamps

11. Answers may vary.

E1 Year 3 Book 2 Lesson 5—The Parable of the Ten Virgins

Homework Assignment

Name: _____ Parent signature: _____ Date: _____

Bible Truth: We are responsible for being watchful and building up our own faith daily so that Christ will welcome us into the heavenly kingdom.

Lesson Objective: To be watchful and proactive in our faith until the second coming.

Bible Reading: Please put a check mark in the space when you complete the reading each day.

Prayer: Please put a check mark in the space on the days you prayed to God.

	Sun	Mon	Tue	Wed	Thu	Fri	Sat
Bible Reading							
Prayer							

Memory Verse

Please write down this week's memory verse.


(Matthew 25:13)

What I Learned from the Bible This Week

1. _____
2. _____
3. _____

Homework Assignment

Understanding What You Have Learned



Word Bank
Jesus
foolish
lamps
midnight
virgins
heaven
second
bridegroom
wise
oil

Crossword Puzzle

Across

- 3. The ten virgins were waiting for the _____.
- 6. The kingdom of _____
- 7. The _____ virgins did not bring oil.
- 10. The virgins who brought oil were _____.

Down

- 1. The parable of the ten _____
- 2. The bridegroom represents _____.
- 4. The bridegroom came at _____.
- 5. Jesus' _____ coming
- 8. The lamps needed _____ to be lit up.
- 9. The ten virgins needed oil to light their _____.

Life Application

11. Imagine that this was your last week on earth before the second coming of Jesus Christ. Make a list of things you did, said, or thought the past week. Think about whether each action was wise or foolish and check it off under the appropriate column.

Things that I did, said, or thought this past week	Wise	or	Foolish
1. _____	<input type="checkbox"/>		<input type="checkbox"/>
2. _____	<input type="checkbox"/>		<input type="checkbox"/>
3. _____	<input type="checkbox"/>		<input type="checkbox"/>
4. _____	<input type="checkbox"/>		<input type="checkbox"/>
5. _____	<input type="checkbox"/>		<input type="checkbox"/>

Overall, were most of your actions wise or foolish? What can you do to be wise?

LESSON 6

THE LAST SUPPER

BEFORE YOU TEACH

Passover Feast

The Passover celebrates God's deliverance of Israel from Egypt. Passover originates from the Hebrew word *Pesah*, meaning "to pass over," and it recounts how God passed over the blood-sprinkled houses of the Israelites during the plague of the firstborn.

In accordance with Mosaic Law, there were specific rituals and restrictions to celebrate the Passover (Ex 12:1-27, 43-49; Dt 16:1-8). Each family had to sacrifice a lamb. If the household was too small, they could share it with other families. The lamb was to be a one-year-old male without blemish. It was to be roasted in fire and eaten with unleavened bread and bitter herbs. Any remaining meat was to be burned. The Israelites ate the Passover quickly in a state of readiness: a belt on their waist, sandals on their feet, and a staff in their hands.

During the Last Supper, Jesus elevated the Passover meal to a higher spiritual level. The sacrificial lamb represented the Lord Jesus and the sacrifice He made to rid us of our sins. He shed His blood to remove our sins and to redeem us from Satan so that we could pass from death into life. During the Passover meal, Jesus took the unleavened bread and grape juice and blessed it to institute the sacrament of Holy Communion. Today, the True Jesus Church observes Holy Communion in accordance with the teachings of the Lord Jesus. We remember Jesus' suffering and death. By partaking of Jesus' body and blood, we can have eternal life and be raised on the last day.

Festival of Unleavened Bread

The Passover was followed by a seven-day festival called the Festival of the Unleavened Bread. During the festival, the Israelites removed all leaven from their houses. Anyone found having eaten leaven during the festival was excommunicated from Israelite society.

The Festival of Unleavened Bread commemorated the Israelites' quick escape from Egypt. Because they were in such haste, they did not have time to let their bread rise. Therefore, they were baked without yeast. Over time, the Passover meal and the Festival of Unleavened Bread merged and the entire week came to be called Passover.

BIBLE TEXT

Exodus 12:1-14; Luke 22:1-2, 7-20
John 13:21-26; 1 Corinthians 11:23-28

BIBLE TRUTHS

1. Our Lord Jesus instituted the sacrament of Holy Communion during the last supper.
2. By eating the bread and drinking the juice, we partake of the body and blood of Christ.

LESSON OBJECTIVES

1. To learn the origin of Holy Communion and educate the students on the importance of remembering the Lord's death.
2. To encourage the students to repay the love of the Lord.

MEMORY VERSE

"This is My body which is given for you; do this in remembrance of Me."

(Luke 22:19b)

PRAYER

In the name of the Lord Jesus, we pray. During Holy Communion, we partake of Your body and blood so that in the future we can be together with You in heaven. Lord, we thank You for dying on the cross to save us from our sins. We constantly forget to love You and to follow Your will. Yet, You continue to love us. Help us understand that Your love for us is our greatest treasure. Help us love You more and more in return. May all the glory be given to You, Lord Jesus. Hallelujah! Amen.

UNDERSTANDING YOUR STUDENTS

The institution of Holy Communion is one of the most important events of Jesus' ministry. Jesus presented Himself as the new Passover lamb to deliver His people from the slavery of sin to freedom as God's children.

If your students do not take Holy Communion regularly, you may need to reinforce the significance of this

sacrament. Emphasize that through Jesus' death, we have hope for salvation. Holy Communion serves to remind us of Jesus' death. Thus, encourage your students to use Holy Communion to remember how much Jesus loved them by dying on the cross for their sins.

VOCABULARY

firstborn: the first child born in the family

partake: to have a share in

resurrect: to raise from the dead

unleavened bread: bread that is made without leaven and flat. (Leaven is added to dough to make the bread rise; in the Bible, leaven represents sin—Lk 12:1; 1 Cor 5:8.)

REVIEW

Last week, we learned about ten virgins who were waiting for a bridegroom. Five of them were wise and five of them were foolish. What did the wise virgins do to prepare for the coming of the bridegroom? They brought along oil to light their lamps. The ten virgins fell asleep waiting for the bridegroom because they had been waiting for a long time. The bridegroom finally arrived at midnight and the five wise virgins were able to light their lamps because they had prepared the oil. The five foolish virgins did not have oil to light their lamps and had to go buy some. However, by the time they came back, the five wise virgins and the bridegroom had already gone in to the wedding and closed the doors. When the five foolish virgins knocked on the door and asked to go in, what did the bridegroom say? He said that he did not know them.

We learned that this parable told us to be prepared at all times for Jesus' second coming. The bridegroom represented Jesus and the ten virgins represented us. We don't know when Jesus will come, but we want to be like the wise virgins and be prepared at all times with our spiritual oil. We can prepare our spiritual oil, the Holy Spirit, by praying and reading the Bible daily, by going to church as often as we can, and by doing good deeds.

Today's lesson is about a special dinner Jesus had with His disciples. Has your mom ever made you a special dinner? Or have your parents ever taken the family out for dinner at a restaurant for a special occasion? What was the occasion? What sort of things did you eat? [Allow time for students to respond to your questions.] The dinner that Jesus had with His disciples was very special because at that dinner, Jesus told His disciples how much He loved them.

BIBLE STORY

How the Passover Started

Each year in Israel, God's chosen people would celebrate a special holiday called the Passover. The people celebrated this holiday with special food while remembering something that happened ages ago.

Long ago, the Israelites were slaves in Egypt for 430 years. Their lives were filled with suffering and bitterness. They labored from morning until night. They cried out to God to save them. So, God sent Moses to bring His people out of Egypt. Pharaoh, the king of Egypt, was very stubborn and he refused to let the Israelites go. So God sent ten plagues upon Pharaoh and the Egyptians to demonstrate His power and to convince Pharaoh to allow

the Israelites to leave Egypt. Even after nine plagues, Pharaoh refused to free the Israelites. God then told Moses that He was going to bring one more plague upon the Egyptians and after that, Pharaoh would let the people go. God told Moses that He was going to enter each house in Egypt and kill the firstborn. God also told Moses what the Israelites had to do to be protected.

The Israelites were told to prepare a special meal. Each family had to kill a one-year-old male lamb that had no blemishes. They were to take some of the blood of the lamb and sprinkle it at the entrance of the house and put it on the doorposts. Then they were to roast the lamb and eat it together with bitter herbs and unleavened bread.

The Israelites did as Moses had commanded them. Each family killed a lamb and put its blood on the doorpost and ate the lamb with unleavened bread and bitter herbs. This supper came to be called the Passover. That night, when God visited each house, He looked to see if the doorposts had lamb's blood. If the blood was there, He passed over that house, and did not enter to kill the firstborn. However, God entered the houses that did not have lamb's blood on the doorposts and killed the firstborn of the Egyptians.

That night, the land of Egypt was filled with the sound of people wailing and crying. In every house, the oldest child had died. Even Pharaoh's oldest child was killed. When Pharaoh saw how he had lost his child, he told Moses to take the Israelites and get out of Egypt.

Every year, the Israelites eat the Passover to remember how God save the Israelites by bringing them out of Egypt.

Peter and John Prepare the Passover

Now that the Passover had come, Jesus and the disciples were to celebrate the Passover. Jesus told two of His disciples, Peter and John, to go and prepare the meal.

"Where do You want us to go to prepare the meal?" they asked.

Jesus told them that as soon as they entered the city of Jerusalem, they would see a man carrying a jar of water. They were to follow him into a house and say to the owner who lived there, "Show us the guest room where our Teacher and His disciples will eat the Passover meal." The owner would proceed to take them upstairs to a large room that had been prepared for them. They had to prepare the meal there.

Peter and John did as Jesus instructed them. When they came to the city, they saw a man walking toward them carrying a jar of water. They followed him into a house and spoke to the owner there.

"The Teacher says, 'Where is the guest room where I may eat the Passover with My disciples?'"

The owner led the disciples upstairs and showed them to a large upper room that had been set up for the guests. The disciples then roasted the lamb and prepared everything for the Passover.

Jesus Institutes Holy Communion

When evening arrived, Jesus and the rest of His disciples came to the house to eat the Passover dinner. As they sat down together at the table, Jesus told His disciples how He had been really looking forward to eating the Passover meal with them. It would be the very last Passover meal Jesus would have with His disciples on earth before He died.

While they were eating, Jesus took the bread and gave thanks. He broke it, and passed a piece to each one of the twelve, saying, "Take, eat; this is My body which is broken for you; do this in remembrance of Me."

Afterwards, Jesus took the cup of grape juice and gave

thanks. He said to His disciples, "This cup is the new covenant in My blood. This do, as often as you drink it, in remembrance of Me."

Jesus Foretells Judas' Betrayal

During the meal, Jesus became very sorrowful and said, "Most assuredly, I say to you, one of you will betray Me."

All of the disciples looked at each other, wondering who it was that would betray the Lord. One by one, they asked Jesus, "Is it me, Lord?"

Jesus continued by saying, "It is he to whom I shall give a piece of bread when I have dipped it." Jesus then dipped a piece of bread into a dish and gave it to Judas Iscariot. As Jesus gave it to Judas, He said, "What you do, do quickly." Judas knew that this was the opportunity he had been waiting for. Judas then left to find the chief priest and the Pharisees to tell them where they could capture Jesus.

As soon as Judas had gone out, Jesus knew that very soon He would be handed over to the enemies. Jesus knew that the disciples would be scared and frightened when they saw Jesus, their Master, being taken away from them, so He began to speak many comforting words to them. Jesus also gave them a new commandment. Even though Jesus could not be with them, He wanted them to always remember how Jesus loved them and how He offered up His body to die on the cross and shed His blood for their sins. Jesus wanted the disciples to love others in the same way that He loved them.

Remembering Jesus' Death

Boys and girls, now that we have learned about the origin of Holy Communion, we can remember this the next time we partake of Holy Communion. Holy Communion was instituted in remembrance of Jesus' death, and we should always remember that when we are eating His body, the unleavened bread, and drinking His blood, the grape juice. Jesus died on the cross for our sins to save us, and He wants us to love others the way He loved us.

CHECK FOR UNDERSTANDING

Fill In the Blank

1. Jesus told _____ (Peter) and _____ (John) to get the Passover meal ready.
2. When we partake of Holy Communion, we are eating the _____ (body) and drinking the _____ (blood) of Jesus Christ.
3. During the Passover, the people ate roast _____ (lamb), unleavened _____ (bread), and bitter _____ (herbs).
4. We partake of Holy Communion to remember _____ (Jesus' death).

True or False

5. The Israelites celebrate the Passover to remember the time when God saved them and brought them out of Egypt. True.
6. In order to protect their firstborns from being killed, the Israelites had to sprinkle lamb's blood on the ceiling. False; they had to sprinkle it at the entrance and put it on the doorposts.
7. During Holy Communion, we eat regular bread and drink apple juice. False; we eat unleavened bread and drink grape juice.

MEMORY VERSE PRACTICE

Please reinforce the memory verse every week.
You can practice the memory verse with your students anytime during class.

"This is My body which is given for you; do this in remembrance of Me." (Luke 22:19b)

HOMEWORK ANSWER KEY

1. Passover
2. Peter, John
3. body, blood
4. Judas
5. unleavened bread, grape juice
6. C
7. C
8. A
9. B
10. Answers may vary.

SPIRITUAL TEACHING WORKSHEET ANSWER KEY

1. a. unleavened bread
b. grape juice
2. a. breaks the bread into pieces
b. pours the grape juice into cups
3. unleavened bread = Jesus' body; His body was broken, bruised and nailed to the cross for our sake.
grape juice = Jesus' blood; His blood was shed for our sins.

SPIRITUAL TEACHING & LIFE APPLICATION

The Sacrament of the Holy Communion

Instructions: Write in the answers to the questions on the blanks below the pictures.

1. What things are used in the Holy Communion?




a. _____



b. _____

2. After prayer, what does the minister do?



a. _____



b. _____

3. What do these represent?

unleavened bread = _____

grape juice = _____

Why is it important to partake of the Holy Communion?

a. So we will have the life of Jesus inside us. (Jn 6:53)




Jesus dedicated His whole life to preach the good news—there is salvation for us! Jesus is the bread of life and only through Him can we receive everlasting life. He said, “Most assuredly, I say to you, unless you eat the flesh of the Son of Man and drink His blood, you have no life in you.” By partaking of Holy Communion, we will have part in the salvation plan that Jesus has prepared for us.

b. So we can rise up and be with Jesus in future. (Jn 6:54)

“Whoever eats My flesh and drinks My blood has eternal life, and I will raise him up at the last day.” When Jesus comes again to this world, He will raise up those who has received His life inside them. In other words, only those who have received Christ and obeyed His word, including His command to partake of His flesh and His blood, will be able to enter the kingdom of God.



c. So we will remember Jesus' death and His love for us. (1 Cor 11:24-26)



Did you know that Jesus had commanded His disciples to remember His death? During the last supper, after Jesus had given thanks to God, He broke the bread and said, “Take, eat; this is My body which is broken for you; do this in remembrance of Me.” Since Jesus is God Himself, He is everlasting! So, He has no date of birth nor date of death. However, God came to this world as a Man, as the Lord Jesus, and died for us on the cross. He demonstrated the greatest love for us. He didn't have to suffer the pain that He went through, but He chose to do so for us because He knows that without His sacrifice, we would not be able to have everlasting life with Him. Jesus' death serves as a reminder for us that He loves us and that He is the only way for us to reach God in heaven.

More Love to Thee

God shows us in many ways that He loves us. Let's think of some of those ways. [Have each student share an example.] Some examples are:

- God knows who we are, and He cares about each of us.
 - God gives us a family to love us and take care of us.
 - One of the greatest ways God showed His love for us was by sending His Son the Lord Jesus to die for our sins.
- Let's read a verse from the Bible.

[Have students read John 3:16 together aloud.]

"For God so loved the world that He gave His only begotten Son, that whoever believes in Him should not perish but have everlasting life."

1. We can love God back.

Did you know that God wants us to love Him back? In fact, the greatest of all the commandments is for us to love God! Let's turn to a Bible verse and read it aloud together:

[Have students read Deuteronomy 6:5.]

"You shall love the LORD your God with all your heart, with all your soul, and with all your strength."

This commandment was also taught by Jesus in the New Testament, showing that this IS and will remain the greatest commandment for all generations to come! Let's read Matthew 22:37: "Jesus said to him, 'You shall love the LORD your God with all your heart, with all your soul, and with all your mind.'"

When we love someone, we don't want to see them sad or upset. Have you ever done something that upset your parents? How did you feel when you saw them upset? [Let students answer.]

It certainly doesn't feel good to see our parents unhappy because we love them, and we don't want them to feel hurt! In the same way, if we love God, our heavenly Father, we don't want Him to feel disappointed. We want to obey Him and do everything He says to please Him. This is why loving God is the greatest commandment—our love for God will enable us to follow all commandments.

2. How can we show that we love God?

a. Tell God that we love Him. How can we tell God that we love Him? [Let students share their answers.] Since we communicate with God through prayer, we can always tell Him that we love Him when we pray. God knows our hearts, and we can simply express our love for Him by praising Him, saying "hallelujah" and thanking Him for all the blessings He has showered upon us. On the other hand, we can also show that we love God by singing hymns. There are many beautiful hymns in our hymn book that we can sing to reflect upon the love we have for God in return for the love He has for us. Let me share an example with you!

[Lead your students to sing verses 1 and 2 of "More Love to Thee" together.]

*More love to Thee, O Christ! More love to Thee;
Hear Thou the prayer I make on bended knee;
This is my earnest plea, more love, O Christ to Thee,
More love to Thee! More love to Thee!*

*Once earthly joy I craved, sought peace and rest;
Now Thee alone I seek, give what is best;*

*This all my prayer shall be, more love, O Christ to
Thee,
More love to Thee! More love to Thee!*

How did you feel when you sang this hymn? Does it encourage you to show your love to God more? [Let students answer.] We can pray and sing hymns to praise and show our love to God anytime, aloud or silently in our hearts. God is listening whenever we direct our thoughts to Him!

b. Do what God tells us. Just as we obey our parents because we love them, we will obey God's commandments if we love Him. We will do everything He tells us to do because we love Him as our heavenly Father. Through our determination to follow His ways, God sees our love for Him. The Bible says, "We love Him because He first loved us" (1 Jn 4:19). We can make God smile by acting upon His words!

Chelsea and Rachel were best friends in elementary school. A few weeks before Chelsea turned nine, they were both very excited about her birthday party.

Rachel even helped Chelsea pick the clothes she should wear and come up with different games to play with their friends that day. However, it turned out that a week before the birthday party, Chelsea's parents changed the date for Chelsea's party to a Saturday, the day before Chelsea's actual birthday. To Chelsea, it was good news because her parents had planned to take her to the movie theater to watch a 3D movie on her birthday. However, to Rachel it was a bad news... She knew immediately that she was going to miss Chelsea's birthday party because she had to go to church that day! Rachel didn't know what to do... In her mind, she knew that going to church was more important than going to Chelsea's birthday party, but she didn't know how to explain that to Chelsea! On one hand, Rachel was afraid to disappoint her best friend. On the other hand, she didn't want to disappoint God either!

That night, Rachel thought for a long time. Rachel loved God and wanted to put God first in her life. As much as she wanted to attend Chelsea's party, Rachel decided that she would keep the Sabbath instead. She made a firm decision that she was going to explain the situation to Chelsea and tell her that she would not be able to attend her birthday party. In her prayer before bed, Rachel prayed that Chelsea would understand her situation and that her absence at Chelsea's birthday party would not affect their friendship.

The next day, Rachel told Chelsea that she would not be able to attend her birthday party. Surprisingly, Chelsea was not upset at all! Instead, this is what she said to Rachel: "As soon as my parents told me my birthday party would be on a Saturday this year, I already knew that you wouldn't be able to make it because you have gone to church every Saturday ever since I first met you! I already asked my parents if you could join us at the movie theater on my birthday, and they said you would be very welcome! Would you like to join me on my birthday even though you can't make it to my birthday party?" Rachel burst with joy and was excited to go to the 3D movie with Chelsea!

well and not hate each other. He wants us to love each other just as He loves every one of us. How can we do that? Let me share a testimony with you:

Jordan and his family had just moved to the city where Marcus lives. Last Saturday, it was Jordan's first time attending Sabbath service at a new church. He seemed very quiet and shy, staying close to his parents the whole time. The only time that Jordan was not with his parents was during R.E. class... At one point, the R.E. teacher wanted all the students to group themselves into pairs for an activity. As usual, all the students paired up with their best friend, which left Jordan alone by himself! When Marcus saw that no one was paired with Jordan, he immediately suggested to his partner that they should form a three-person group with Jordan. That day, Jordan had a great time with Marcus and the rest of the R.E. class. Jordan was very thankful that Marcus took the initiative to make friends with him because he didn't know what to expect from the new church. Having friends definitely made adjusting to life in a new place easier. Thanks to the love that Marcus and the other R.E. students had shown to Jordan, Jordan now loves his new life in the new city!

- c. Show love to others. We learned just now that the greatest commandment of all is to love God. Now, do you know what the second greatest commandment is? [Pause for students to think.] Let's turn back to the verse we read earlier in the lesson, Matthew 22:37. This time, we'll continue reading to verse 39. "Jesus said to him, 'You shall love the LORD your God with all your heart, with all your soul, and with all your mind.' This is the first and great commandment. And the second is like it: 'You shall love your neighbor as yourself.'" Since God loves every one of us, He wants us to get along

ACTIVITY

Jesus Loves You and I Do, Too!

Objective: To remind students of Jesus' love.


Materials

- Heart printout, one per student
- Tape
- Elmer's glue
- Scissors
- Pipe cleaners
- Glitter, stickers, beads, and other things for decorating
- Colored pencils, markers
- Small clay or tin flowerpots
- Small chunks of floral foam
- Shredded tissue paper

In this activity, the students will be making crafts for their secret friends.

Instructions

1. Write down the names of all your students and place them in a bag.
2. Have each student pick a name and keep it a secret.
3. Cut out and decorate the two hearts.
4. Write "Jesus Loves You" on one heart. Write "And I Do Too" on the other heart.
5. Using the tape, attach the pipe cleaner to the back of one of the hearts. The pipe cleaner should extend 4 inches beyond the bottom of the heart. Then glue the back of that heart to the back of the other heart.
6. Cut out a piece of floral foam such that it fits into the little flowerpot. Fill the pot with shredded tissue paper to hide the foam and fill any spaces.
7. Place the hearts into the pots by inserting the pipe cleaner into the floral foam. The pipe cleaners should extend one to two inches above the foam.
8. At the end of class, have each student present their heart pots to their secret friend.



E1 Year 3 Book 2 Lesson 6—The Last Supper

Homework Assignment

Name: _____ Parent signature: _____ Date: _____

Bible Truths: 1. Our Lord Jesus instituted the sacrament of the Holy Communion during the last supper.
 2. By eating the bread and drinking the juice, we partake of the body and blood of Christ.

Lesson Objectives: 1. To learn the origin of the Holy Communion and educate the students on the importance of remembering the Lord's death.
 2. To encourage the students to repay the love of the Lord.

Bible Reading: Please put a check mark in the space when you complete the reading each day.

Prayer: Please put a check mark in the space on the days you prayed to God.

	Sun	Mon	Tue	Wed	Thu	Fri	Sat
Bible Reading							
Prayer							

Memory Verse

Please write down this week's memory verse.

(Luke 22:19b)

What I Learned from the Bible This Week

1. _____
2. _____
3. _____

Homework Assignment

Understanding What You Have Learned

Fill In the Blank

Peter	blood	Judas	Passover	unleavened bread	body	John	grape juice
-------	-------	-------	----------	------------------	------	------	-------------

1. Jesus and His disciples ate the _____ meal.
2. Jesus told _____ and _____ to get the Passover meal ready.
3. When we partake of Holy Communion, we are eating the _____ and drinking the _____ of Jesus Christ.
4. The disciple who betrayed the Lord was _____.
5. During the Holy Communion we use _____ and _____.

Multiple Choice

6. _____ : The Israelites celebrate _____ to remember the time when God saved them and brought them out of Egypt.
 - a. Festival of Unleavened Bread
 - b. The Last Supper
 - c. The Passover
7. _____ : In order to protect their firstborn from being killed, the Israelites had to _____.
 - a. Place lamb's blood on the ceiling.
 - b. Place lamb's blood on their bodies.
 - c. Place lamb's blood on the doorposts.
8. _____ : During the Passover, the people ate _____.
 - a. Roast lamb, unleavened bread, and bitter herbs
 - b. Roast chicken, bread, and sweet vegetables
 - c. Roast lamb, unleavened bread, and sweet vegetables
9. _____ : We partake of Holy Communion to remember _____.
 - a. The Lord's birthday
 - b. The Lord's death
 - c. The creation of the world

Life Application: Remembering His Love

10. What can you do to show that you remember Jesus' love for you?

LESSON 7

JESUS WASHES HIS DISCIPLES' FEET

BEFORE YOU TEACH

Foot Washing

During Biblical times, the poor often walked barefoot while those with money wore simple sandals usually made of cowhide. With the dirty, dusty, and sandy roads, a person's feet easily became dirty.

When guests were invited to a dinner or feast, they would first bathe themselves before leaving their own home. Upon arriving at their destination, they would be greeted and then have their feet washed as an act of hospitality. According to the Jewish custom, a slave would remove the guests' sandals. This was also to prevent the sandals from bringing dirt into the house. The slave then poured water over the guests' feet in a basin, rubbed their feet with his hands, and then dried them with a towel.

The Bible has many examples of the practice of footwashing. Abraham and Lot invited guests to their homes and had the guests' feet washed (Gen 18:4; 19:2). Abraham's servant was welcomed by Rebekah's family who provided water to wash his feet (Gen 24:32). Abigail agreed to be David's wife by stating that she would wash his feet (1 Sam 25:41). Paul instructed Timothy that a sign of a true widow was that she must have washed the feet of the saints (1 Tim 5:10).

What makes the sacrament of footwashing, recorded in John 13, different from the customary Jewish ritual is that the Master, Lord Jesus, washed His disciples' feet. The Lord Jesus established a beautiful example of servitude, love, humility, forgiveness and holiness. The Lord Jesus also said to Peter that if He did not wash Peter's feet, Peter would have no part with Him. The sacrament of footwashing, therefore, has a direct relationship with salvation. Today, footwashing is one of the three important holy sacraments performed in the True Jesus Church.

BIBLE TEXT

John 13:1-17, 34-35

BIBLE TRUTH

Jesus set an example of love by washing His disciples' feet.

LESSON OBJECTIVES

1. To introduce the origin of the sacrament of footwashing and how foot washing allows us to have a part with the Lord Jesus.
2. To instruct the students to serve one another with love.

MEMORY VERSE

"If I do not wash you,
you have no part with Me."

(John 13:8b)

PRAYER

In the name of the Lord Jesus, we pray. Lord Jesus, You love us very much. You came into the world to die for our sins so that we can have a part in the heavenly kingdom. Before You left the world, You washed Your disciples' feet. From this act, You left us an important example to follow. Lord, thank You for showing us the way to heaven and for showing us how to serve and help others. Hallelujah! Amen.

UNDERSTANDING YOUR STUDENTS

There are many chores in life that people do not want to do, such as cooking, cleaning, and working, but people do them because they are necessary. However, sometimes it requires a great deal of convincing to motivate people to help others. People tend to complain when they have to clean somebody else's car, run someone else's errands or just do extra "stuff." Aside from money, love is what motivates people to help. Love was what motivated Jesus to wash His disciples' feet. To wash His disciples' feet, Jesus lowered His status from a master to a servant. It was

love that allowed Jesus to humble Himself.

Your students may have been given tasks that they do not like to do. Most likely, they complain and procrastinate to avoid doing them. Remind your students that Jesus had the unpleasant task of washing His disciples' feet. Through the great love He had for His disciples, He reduced Himself to the status of a servant and humbly washed their feet. Jesus said that those who do what He instructed would be blessed (Jn 13:17). Encourage your students to work humbly and joyfully for the Lord. It is the path to heaven.

VOCABULARY

Passover: an annual Jewish feast that celebrates the deliverance of the Israelites from Egypt

basin: circular container for holding water or other liquids; a large bowl

sacrament: an act, such as baptism, footwashing, or Holy Communion, that is essential for salvation

REVIEW

Last week, we learned about the last supper that Jesus had with His disciples. During the meal, Jesus took a piece of bread, blessed it and said, "Take, eat; this is My body." He then took a cup of grape juice, gave thanks and told His disciples to drink it, for it was His blood. He told them that whenever they eat and drink of His body and blood, they were to remember His great love and His death on the cross to save mankind from sin. This is the Holy Communion sacrament. Today, whenever we partake of Holy Communion, we are eating the body and drinking the blood of Jesus. This will give us life so we can be with the Lord Jesus in heaven.

BIBLE STORY

If you had to help out in the house, which kinds of jobs would you like to do? Which kinds of jobs would you dislike or find difficult? Why?

Oftentimes, we like the jobs that are pleasant, easy, clean and do not require too much work. In today's story, we will learn about how the Lord Jesus performed a task that most people would not like to do. Let's find out what Jesus did.

The Passover Meal

When Jesus was on earth, He went about preaching the gospel, healing the sick, and teaching the people about the kingdom of God. But Jesus' time on earth was ending very soon. Jesus knew that He would soon be handed over to the enemies, beaten, mocked, and crucified on the cross for the sins of man. On the last night before His capture, Jesus and His disciples ate a special meal called the Passover meal. This was also to be the last supper that He and His disciples would share. Jesus wanted to do something very special to show His disciples how much He loved them.

Jesus Washes His Disciples' Feet

During the dinner, Jesus arose from His seat and took off His garment. He tied a towel around His waist. Then, He poured some water into a basin and brought it to His disciples. At first, the disciples did not know what Jesus was planning to do. But when they realized what Jesus was doing, they were very shocked. Kneeling down on the floor, Jesus began washing His disciples' feet, one by one. Jesus removed His disciples' sandals and, with His own two hands, used water to slowly clean the sand and dust off each of His disciples' feet. Afterwards, He dried them with the towel tied around His waist.

Peter Speaks Up

When Jesus came to Simon Peter, Peter said, "Lord! Are You going to wash my feet?"

Jesus was his Master and Teacher. How could he let his Lord, someone who was greater than he, wash his feet? This was something that only a servant did when guests came to the home. Peter felt totally unworthy that the Lord was washing his feet.

But Jesus said to Peter, "You don't understand now why I'm doing this but someday you will."

"No! Never! You shall never wash my feet!" Peter cried.

Jesus replied, "Peter, if I don't wash you, you will have no part with Me."

When Peter heard this, he was shocked. If Jesus didn't wash his feet, he would be separated from Jesus and have no part in the heavenly kingdom. Peter quickly changed his mind.

"Lord, not just my feet then but wash my hands and my head too!" Peter cried.

Jesus then said to him, "When someone has already bathed, only their feet need washing. After I wash your feet, you will be clean too."

Peter stretched out his feet and allowed the Lord to

wash them. After Jesus had finished washing all the disciples' feet, He sat down again at the table.

Jesus Explains

Jesus then asked His disciples, "Do you know what I have just done for you? I have given you an example. Although I am your Master and Lord, I am willing to serve you. You should do the same for others as I have done for you."

The disciples now understood why Jesus washed their feet. Jesus loved them very much. He showed His love for them by washing their feet. Servants washed the feet of their masters. By washing His disciples' feet, Jesus humbled Himself to the status of a servant. Jesus hoped that His disciples would follow His example and love and serve others in the same manner.

CHECK FOR UNDERSTANDING

Fill In the Blank and True or False

1. Jesus and His disciples ate the _____ (Passover) meal together.
2. Footwashing was usually performed by _____ (servants).
3. Jesus rose from the table, took off His garment, tied a _____ (towel) around His waist and poured water into a _____ (basin).
4. Jesus did this to set an _____ (example) for His disciples and for us to follow.
5. Jesus said to Peter, "Unless I wash you, you have no part with Me." True.
6. Jesus did this to show us that we should love and serve one another. True.
7. Jesus did not wash Judas' feet. False; Jesus still washed Judas' feet even though he would later betray Him.
8. Jesus washed His disciples' feet because there were no servants around. False; He did it to set an example.

MEMORY VERSE PRACTICE

Please reinforce the memory verse every week.

You can practice the memory verse with your students anytime during class.

"If I do not wash you, you have no part with Me." (John 13:8b)

HOMEWORK ANSWER KEY

1. False; servants usually performed the footwashing.
2. True
3. True
4. False; Jesus still washed Judas' feet even though he would later betray Him.
5. A
6. C
7. C
8. So that they could have a part with the Lord. He also did it as an example for us to follow. He was teaching us how to love and serve one another, just as He did with His disciples.
9. Answers may vary.
10. "If I do not wash you, you have no part with Me" (Jn 13:8b).

SPIRITUAL TEACHING & LIFE APPLICATION

1. To Have a Part with the Lord

In Jesus' time, footwashing was very common. People wore sandals, and as a result, their feet became dirty from walking on the dusty, dirty roads. Upon entering a house, people would first have a slave or servant wash their feet. Today, we wear closed shoes and walk on paved roads. As a result, our feet are less dirty, so footwashing is not commonly done.

Though footwashing is not practiced in our homes, it is still practiced in the church. Many of us received footwashing after we were baptized. The footwashing that was performed in Jesus' time is different from the footwashing that is performed in the church today. The footwashing performed in the church has a very special meaning.

When Peter refused to let Jesus wash his feet, what was Jesus' reply? [Allow students to respond.] Yes, Jesus said to Peter that if He did not wash Peter's feet, Peter would have no part with Him. This meant that Peter would not be with Jesus in heaven. That's why Peter was shocked and quickly changed his mind. From this event, we know that footwashing is needed for salvation. Without it, we

have no part with Jesus and will not be with Him in heaven.

This is what happens during the sacrament of footwashing (the teacher may wish to demonstrate this to class):

1. A minister or minister's wife will perform the footwashing. He or she represents the Lord Jesus.
2. The minister commences the footwashing by saying, "In the name of the Lord Jesus, I perform footwashing that you may have a part with the Lord."
3. Using a basin of water, the minister washes the believer's feet. Afterward, the minister dries the feet with a towel.

Although the sacrament looks very simple, without it, we would have no part with Jesus and will not be with Him in heaven. After we have been baptized and have had our feet washed, we have to make sure to obey God's commandments and keep ourselves from sin.

2. To Love and Serve One Another

Do you think it was pleasant for the servants when they were washing the people's feet? Probably not. Jesus is not a servant. He is the Master and Lord of all. And yet, He humbled Himself to do the job of a servant by washing His disciples' feet. His love for His disciples was so great that He even washed the feet of Judas, the disciple who was going to betray Him and hand Him over to the enemies. To love someone and do something nice to someone who will hurt you is extremely difficult. By washing their feet, Jesus showed His love for His disciples, even Judas. Jesus shows us that we need to love, forgive, and serve one another, even when it is difficult. [Read John 13:14-15 to the students: "If I then, your Lord and Teacher, have

washed your feet, you also ought to wash one another's feet. For I have given you an example, that you should do as I have done to you."]

Were there times when you found it difficult to help others? Maybe your mom or dad asked you to help with something you did not want to do. Maybe your mean sibling needed your help. During these times, we need to imitate the Lord Jesus who was willing to do something even though it was difficult and not pleasant. James 1:25 tells us that if we are not just hearers of the word but are also doers, we will be blessed.

What Happens After I Receive Footwashing?

a. Keep your feet clean

Your feet—"the walk" you choose to walk—represent your behavior and lifestyle. Receiving footwashing means allowing Christ to be the Lord of your life and committing yourself to walk in His footsteps. The Lord calls us to reject the sinful influences of society. He wants us to walk daily with Him and follow His examples in word and in deed. The word of God "is a lamp to [our] feet and a light to [our] path" (Ps 119:105). We can keep ourselves clean by obeying God's word, for His teachings direct our feet toward the right way.

The Bible says, "Trust in the LORD with all your heart, and lean not on your own understanding; in all your ways acknowledge Him, and He shall direct your paths" (Prov 3:5-6). In everything we do, we should always seek to do God's will rather than follow our own desires. God promises that He will direct our paths if we follow His truth at all times. Let's do a short exercise on choosing the path that our feet should walk on. [You may have your students work in groups. Make sure that they turn to the reference Bible verses. In the end, ask them to share their answers with the rest of the class.]

For each case study below, choose from the two solutions given and explain which is the right choice. In addition, explain how you are or are not walking according to God's teachings in each scenario.

Scenario 1

Everyone knows that you are excellent at math. Every year, you get As on all your math quizzes and exams. Last year, during one of your math quizzes, you came across a question that you didn't know how to answer. You tried a couple of ways to solve it, but none of them seemed correct.

Refer to 1 Peter 5:5 and Proverbs 12:22.

- a. Since you were the best student in your math class, you didn't want your friends to find out that there was a question on the quiz that you didn't know how to answer. Therefore, you cheated by taking a peek at your friend's exam.
- b. Even though all your classmates knew that you always do very well on math quizzes, you were not afraid to tell them that there was a question you found difficult. After the quiz, you went up to a few of your friends and asked them if they knew the answer to the question you didn't know how to solve.

Scenario 2

Your mom had promised to take you to the zoo last Sunday. You had been looking forward to it for quite some time. However, your mom caught a cold and had a high fever the night before last Sunday. Your trip to the zoo was canceled. You were very disappointed.

Refer to Ephesians 6:1 and James 1:20.

- a. Since your mom didn't keep her promise, you became angry with her. You went back to your room and slammed the door after she told you that she couldn't take you to the zoo.
- b. Even though you were very disappointed, you were more worried about your mom than anything. You took the day that you were supposed to go to the zoo to take care of your mom, making sure that she took her medicine on time and drank lots of water. You also helped her take care of your younger brother and did some chores around the house.

b. Keep your feet in His church

We have a part with Jesus Christ as members of His body, the church. David, a king in Israel, sang, "I was glad when they said to me, 'Let us go to the house of the LORD.' Our feet have been standing within your gates, O Jerusalem!"

(Ps 122:1-2). Jerusalem was where God's temple resided, and it symbolizes the church today.

Today, it is very important that we keep our feet in the church. This is where God abides, and therefore we can draw closer to God by coming to church to worship Him. This is also where we can find the best spiritual support system—our brothers and sisters in Christ—who will keep us company in our lifelong spiritual journey. Not only do we learn the word of God together, we also share the love of God here with one another through words and actions so that whoever comes to the church may experience the joy of being in God's fold. Let me share a testimony with you!

Sometime last year, my mom received a phone call in the evening from the hospital and found out that my dad had been injured in a car accident. Thank God, my dad looked relatively fine when we arrived at the hospital. He was lying in bed with a bandage on his forehead, talking to the doctor standing next to his bed. As we began to feel more relieved, the doctor told us that my dad's legs were very badly injured and that he would have to go through at least a year of physical therapy in order to be able to walk normally again.

For the next few months, my dad was in the wheelchair. He couldn't go anywhere without the help of my mom. Since my mom had to work all day Monday through Friday, my dad was very bored at home. At that time, my dad's faith was not very good. Since he didn't want other church members to see that he was in the wheelchair, he refused to go to church. After a while, my dad began to complain that my mom should spend time with him on Saturdays rather than going to church while he was still in the wheelchair. However, my mom insisted that she had to take us to church and worship God on every Sabbath. After many arguments, my mom finally convinced my dad to go to church with her.

That Saturday, my dad was very sure that he would receive many strange looks from other church members since he was in a wheelchair. He was not looking forward to it at all. Surprisingly, he ended up enjoying church very much that day. Instead of strange looks, my dad received many words of encouragement and acts of love from other church members. Through his conversations with them, he felt genuine love and care from the church. He also learned that they had been praying for him since they had heard about his car accident. My dad was also reminded that it was God's grace that saved his life from a major accident. After the last service, one of the council members led an extra prayer session for

my dad. Many members stayed to pray for him, and my dad was very touched. That day, my dad not only felt the love from other church members, he also felt how much God loved him by letting him experience the joy of being in God's fold.

Shortly after that, my dad was able to walk with a staff by himself. But he no longer refused to go to church because of embarrassment. Instead, he became very excited to go to church with us, and his faith has been growing since! May all the glory be unto God's name. Amen.

c. Walk in Christ's Love

After His last meal with the disciples, Jesus left them with these words: "A new commandment I give to you, that you love one another; as I have loved you, that you also love one another. By this all will know that you are My disciples, if you have love for one another" (Jn 13:34-35). By washing our feet, He sends us out to love our neighbors and enemies to the same extent that He did. "If you know these things," Jesus said, "blessed are you if you do them" (Jn 13:17). Let me share a testimony with you.

Uncle John is the owner of an auto shop. Many years ago, when I was still in kindergarten, he hired my dad as one of his employees. Growing up, I always heard my dad say that if it weren't for Uncle John giving him this job, we would not have been able to live in this

house we have or live the same quality of life we live today. More importantly, he told us that it was Uncle John who brought our family to know Christ. Now that I am older, my dad told me more about his story with Uncle John. In fact, Uncle John didn't need an extra employee when he hired my dad. But since my dad had been unemployed for quite some time, and he desperately needed a job to support our family, Uncle John gave him a job. My dad also told me that in the past, there were times when Uncle John was not getting enough business to pay for his own salary, but he never thought about laying off his employees because he knew that they, including my dad, all had a family to take care of. Instead, Uncle John always relied on God to take care of his business.

Today, my dad always uses this story to remind himself and to inspire us to help others with love. Every day, for my dad to be able to work at Uncle John's shop is a reminder of God's love. God loves us so much, and He sent Uncle John to help us understand that deeper through his demonstration of the love of Christ. My dad said that we should always walk in Christ's love and give all the glory to God, just as Uncle John did.

May our footprints be the imprints of God's love in the world!

ACTIVITY

Do to Others as I Have Done to You

Objective: To remind students to follow in Jesus' example and do things for others.

Materials

- Large poster-sized paper
- Colored construction paper
- Markers

Instructions

1. Ask the students to take off their shoes and socks.
2. On the construction paper, have the students outline both of their feet.
3. Cut out the template of each foot.
4. Have the students think of something special that they can do for others.
5. Have the students write down their idea on one of the foot cutouts. They may also choose to decorate it.
6. Write down the following questions on a sheet of paper and staple the second foot template to the sheet.
 - a. How did you feel when you were helping others?
 - b. How did the person feel when you did something special for them?
 - c. How do you think this makes God feel?
7. The students are to write down their reflections to the above questions on the second foot cutout after they've helped someone out. They need to bring the reflection back to class next week.
8. In the following week, gather the reflections and paste all the feet on the poster paper to create a collage.

E1 Year 3 Book 2 Lesson 7—Jesus Washes His Disciples' Feet

Homework Assignment

Name: _____ Parent signature: _____ Date: _____

Bible Truth: Jesus set an example of love by washing His disciples' feet.

Lesson Objectives: 1. To introduce the origin of the sacrament of footwashing and how footwashing allows us to have a part with the Lord Jesus.
 2. To instruct the students to serve one another with love.

Bible Reading: Please put a check mark in the space when you complete the reading each day.

Prayer: Please put a check mark in the space on the days you prayed to God.

	Sun	Mon	Tue	Wed	Thu	Fri	Sat
Bible Reading							
Prayer							

Memory Verse

Please write down this week's memory verse.

(John 13:8b)

What I Learned from the Bible This Week

1. _____
2. _____
3. _____

Homework Assignment

Understanding What You Have Learned

True or False

1. Foot washing was usually performed by the master of the house. _____
2. Jesus rose from the table, took off His garment, tied a towel around His waist, and poured water into a basin to wash His disciples' feet. _____
3. Jesus performed the footwashing to set an example for us. _____
4. Jesus did not wash Judas' feet. _____

Multiple Choice

5. _____ : Jesus had a special meal with the disciples called _____.
 - a. The Passover meal
 - b. The New Year meal
 - c. The Festival of the Unleavened Bread

6. _____ : The footwashing sacrament is very important because _____.
 - a. It gets rid of all the dirt and gives us nice, clean feet.
 - b. Our sins can be washed away.
 - c. It allows us to have a part with the Lord.

7. _____ : When Jesus came to Peter, Peter said, _____.
 - a. "Thank You, Lord Jesus, for washing my feet."
 - b. "This is a little embarrassing!"
 - c. "You shall never wash my feet!"

Short Answer

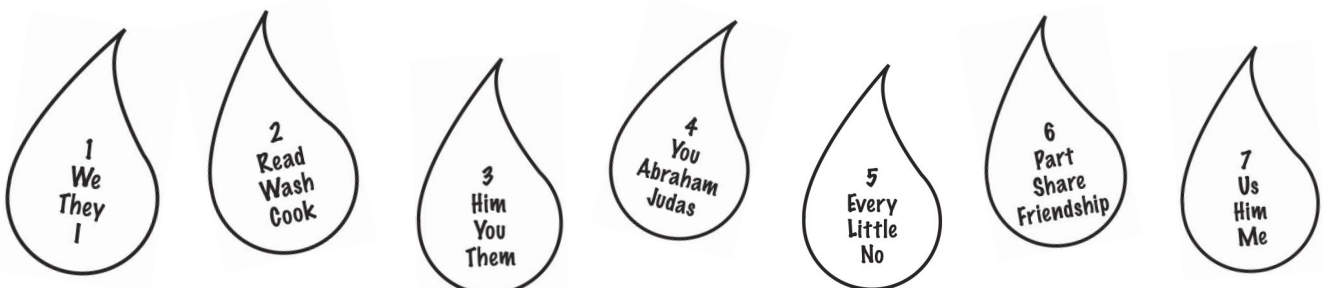
8. Why did Jesus wash His disciples' feet?

9. What are some things that you can do to serve others?

10. Choose the right words to fill in the blanks.

If _____ do not _____, _____ have _____ with _____.

1 2 3 4 5 6 7



LESSON 8

JESUS PRAYS IN THE GARDEN



BEFORE YOU TEACH

Jesus' Prayers

Throughout the period of His ministry, Jesus prayed whenever He could. He prayed in the wilderness (Lk 5:16), the mountains (Mt 14:23; Lk 6:12), the garden of Gethsemane (Mt 26:36) and even upon the cross (Lk 23:46). He prayed when He was sad, when He was thankful (Lk 10:21; Jn 6:11), and when He chose His disciples (Lk 6:12ff). He fasted forty days and nights before facing temptation. He prayed for the people around Him and for His disciples (Jn 17:6-19; Lk 22:31-34). Knowing that God is the only source of power and strength, Jesus prayed to God continually for the power and strength to help people and to finish the ministry.

UNDERSTANDING YOUR STUDENTS

Jesus set the perfect example in living a life of prayer. He prayed constantly for God's guidance. He prayed in the morning and late in the evening. He prayed in secret. He offered thanksgiving despite His sufferings. Most importantly, through His prayers, Jesus gained the strength needed to be submissive to the will of God.

Your students have always been encouraged to pray regularly. They are not expected to pray as much as Jesus, but they need to be reminded of the importance and purpose of prayer, which is giving thanks and spending time with God. Through their prayers, they can ask for guidance and strength. They can also pray for others. Ask the students what things they pray for. Why do they ask for those things? Do they feel God listening to their prayers?

Also discuss with the students the need to submit to God's will. Sometimes, things don't always work out the way they planned. Remind them that Jesus did not want to suffer the agony of dying on the cross, but He knew that it was the will of God. In His prayer, He asked God to help Him to obey. Encourage your students to also submit to God's will. Then they will be able to experience the deliverance and power from God.

BIBLE TEXT

Matthew 26:30-46; Mark 14:26-41
Luke 22:39-46; John 16:18-11

BIBLE TRUTHS

1. Jesus was a Man of prayer.
2. Jesus was submissive to God's will even in the most perilous times.

LESSON OBJECTIVES

1. To strengthen the students' understanding of the importance of praying at all times.
2. To encourage students to follow God's will, even when it conflicts with their own.

MEMORY VERSE

"Watch and pray."

(Matthew 26:41a)

PRAYER

In the name of the Lord Jesus, we pray. Thank You, Lord Jesus for Your great love. Lord, You endured much pain while on earth. Not only did You bear the pain of the cross, but also the pain of loneliness. Though the journey was very hard, You continued to follow God's will and not Your own. Lord, we will try our best to obey Your will just as You obeyed the Father's will. Please give us strength and courage when we are weak. Thank You, Lord Jesus, for all Your mercy and grace. Hallelujah! Amen.

VOCABULARY

desert: to abandon, forsake, leave behind

deny: to disown, reject

submit: to obey, surrender

REVIEW

Last week, we learned about the sacrament of footwashing. Jesus first set an example for us by washing His disciples' feet, showing that He was a humble servant. By doing this, He demonstrated that He came to the world to serve. We learned that if we do not partake in footwashing, then we have no part with Jesus and we will not be able to be in heaven with Him. Furthermore, we also learned that we should do to others as Jesus did to His disciples. He showed great love to them, and He hoped that they would in turn show great love to others. Today, we should follow in Jesus' footsteps and show love to others whenever we can because it pleases God.

BIBLE STORY

Walking to the Garden

It was the Passover, and it was the night before Jesus was to be crucified. He knew that He was to die soon on the cross for mankind's sins. During the last supper, He taught His disciples many final teachings. Judas Iscariot left in the middle of the meal. He had planned to betray Jesus to the leaders and priests for thirty pieces of silver.

After the meal, Jesus and His disciples sang a hymn and left for the garden of Gethsemane. On the way to the garden of Gethsemane, Jesus shared with His disciples that He would soon be captured and crucified.

Then Jesus said to them, "Soon, you will all leave Me."

The disciples could not believe that Jesus would think such a thing! They would never leave Him! The disciples shook their heads and said they would even die with Him if they had to. Of all the followers, Peter was affected the most deeply. He wanted Jesus to know that he really, really loved Him.

"Everyone may leave You, but I will never do that!" Peter could not imagine ever deserting Jesus.

But the Lord said to Peter, "Before the rooster crows tomorrow morning, you will have denied Me three times." Peter did not believe Jesus' words.

"No!" Peter cried. "Even if I have to die with You, I will not deny You."

Jesus Prays in the Garden

Having arrived at the garden of Gethsemane, Jesus took Peter, James, and John with Him to pray. Jesus' heart was extremely sad and heavy. He said to the three disciples, "My heart is so sad that it is almost unbearable. Sit here. Stay awake with Me, while I go to pray." Jesus needed to pray because He needed God's comfort and help.

Jesus walked a bit further by Himself. He then knelt on the ground and began to pray. Jesus knew He would soon

die in an agonizing and shameful way. He would be judged, beaten, mocked, and finally crucified on the cross for the sins of mankind. Though Jesus was sinless, He would carry to the cross the sins of all people in the past, present, and future. He would become the greatest sinner. This task was too difficult and painful to endure.

Jesus prayed, saying, "My Father, My Father, if it is at all possible, let it be that I don't have to go through all this. But if what I ask is not Your will, then let Your will be done."

Jesus prayed very earnestly and loudly for a long time. He prayed so urgently that His sweat fell to the ground like drops of blood. He could not face the cross without God's help.

When Jesus finished praying, He found His three disciples sleeping. They were exhausted and had fallen asleep from sorrow.

Jesus said to Peter, "Couldn't you stay awake with Me one hour? You also need to be watchful and pray."

Jesus then went and prayed a second time. "O My Father, if I must go through all this suffering and pain, then let Your will be done. I will do as You want."

Jesus returned to the disciples and found them asleep again. So Jesus went back to pray a third time, saying the same things.

Jesus prayed to God with a heart filled with pain and sorrow. God heard His prayers and sent an angel to comfort and strengthen Him for the trials He would soon face.

Strengthened by God, Jesus stood up and returned to His sleeping disciples. Jesus woke them saying, "Awake! The time has come. I am going to be betrayed into the hands of sinners. Come! Let's go! See, here is the man who betrays Me!"

Coming towards Jesus was His disciple Judas and a

band of soldiers and armed men who came to arrest Jesus. Jesus could have decided not to die on the cross. He could have escaped or called on God to send thousands of angels to protect Him from these wicked men, but He didn't. Jesus did not flee, but allowed Himself to be captured. Through His three long and sorrowful prayers, Jesus was comforted and strengthened by God to face the cross and die for our sins. No matter how difficult it would be, He would fulfill the will of God.

Through the night, the leaders of the Jewish people and the Roman governor judged Jesus. The Roman soldiers mocked and beat Him. Finally, they crucified Jesus the next day.

Through His prayers, Jesus was given strength and power to finish the work the heavenly Father had given Him. Today, our Lord Jesus has resurrected and ascended to heaven.

CHECK FOR UNDERSTANDING

True or False and Questions to Think About

1. **Jesus was excited and happy about the trial He was about to face.** False; He was sorrowful.
2. **The three disciples prayed earnestly together with Jesus in the garden.** False; they fell asleep.
3. **Though Jesus prayed to God to take away the pain of the cross, He was still submissive to God's will.** True.
4. **When we are scared or sad, the best thing we can do is to tell God in prayer.** True.
5. **Jesus prayed four times in the garden of Gethsemane.** False; He prayed three times.
6. **Jesus prayed so hard in the garden that His sweat fell to the ground like drops of blood.** True.
7. **How did God comfort Jesus?** He sent an angel to comfort and strengthen Him.
8. **Who did Jesus bring with Him into the garden?** Peter, James, and John.
9. **While Jesus was on earth, why did He pray so often?** To ask God for power and strength to do His work.
10. **What should we do when God does not allow us to do what we want?** We should still follow God's ways.

MEMORY VERSE PRACTICE

Please reinforce the memory verse every week.
You can practice the memory verse with your students anytime during class.

"Watch and pray." (Matthew 26:41a)

HOMEWORK ANSWER KEY

1. False; Jesus was sorrowful.
2. False; they fell asleep.
3. True
4. A
5. C
6. A
7. B
8. He needed strength and power to finish the work.
9. Answers may vary.

SPIRITUAL TEACHING & LIFE APPLICATION

1. Jesus endured an extraordinarily painful plight on our behalf

In Jesus' prayer in the garden of Gethsemane, He said, "Father, if it is Your will, take this cup away from Me; nevertheless not My will, but Yours, be done" (Lk 22:42). What is this "cup" that Jesus wanted God to take away from Him? [Pause for students to think.] This "cup" refers to the suffering He was to face—He knew what was about to happen to Him. As soon as Jesus finished praying in the garden, He was captured and later crucified. In other words, Jesus was asking God to stop this from happening to Him if it was possible. Nevertheless, Jesus submitted to God's will and died on the cross for our sins. He was going through tremendous pain and struggle in His heart as He prayed, with the imminent suffering hanging heavy in His mind and soul.

Jesus chose to die on the cross because He loves us. No one in this world is sinless except Jesus; He is God Himself. However, Jesus wanted everyone to be saved. He loves us so much that He was willing to come down from above—that wonderful place called heaven—and suffer great torment, carrying the sins of all people from the past, present, and future on the cross. He didn't have to die, but He did so as to open the fountain of salvation for us. Today, we should always remember this extremely difficult and painful mission that Jesus endured for us so that we do not make the Lord's suffering in vain. Let me share a testimony with you from one of our church members.

Before I was baptized into True Jesus Church, I had a vision during a prayer session. While I was praying, a thought crossed my mind, "Why are these people praying so hard?" As I asked myself this question, I saw a cross in a distance. A figure hung on the cross. The whole vision was very dark, and there was light only around the cross.

Tears started to flow down my cheeks. Things I had

only read about before in the Bible were now shown directly to me... Amazing love, how could it be, that the Son of God, the Lord Jesus died for me. He died for all of us.

It was grace indeed that sinful men could become children of God. And prayer was the way that we could communicate directly with Him.

The following week, I attended the Spiritual Convocation at Adam Road Church. At the end of the first service, anyone who wanted to pray for the Holy Spirit and to experience God was invited to pray at the front of the chapel. The sister who brought me to True Jesus Church encouraged me to go to the front. So, I went.

At that time, I was still not baptized. I dared not pray for the Holy Spirit, as I felt unworthy. In my prayer, I merely asked God to tell me if this was His true church. Suddenly, my surroundings became brighter and brighter. Words fail to capture this wonderful light—so very powerful, yet so extremely gentle and comforting that it was not glaring at all. A thought flashed into my mind, "My Father in heaven loves me dearly."

My tears flowed freely again. The Lord Jesus had not answered my question directly. Somehow, I knew He wanted me to find the answer myself, and by showing me His love through the visions I had, He reassured me that I could find Him in True Jesus Church.

"How I Found God in True Jesus Church"
Pik Sin Choo—Telok Kurau, Singapore, Manna 55

2. Obeying the will of God

Jesus decided to submit to God's will even though it meant He would face an agonizing death on the cross.

Today, we need to follow Jesus' courageous example. To submit to God, we must forsake our own will. In the Bible, there were many people who gave up their own will to please God and submit to His will.

[Refer to the instructions on the worksheet and have the students complete it. After all the students have completed the worksheet, review the answers with the students.]

- Moses (Heb 11:24-25): Moses gave up the good life in the palace. He gave up his royal status as the son of Pharaoh's daughter to suffer with the people and lead them out of Egypt.
- Paul (Phil 3:5-7): Paul gave up his status as a Pharisee to preach the gospel as a member of the Christians, a persecuted group at that time.
- Abraham (Gen 12:1): Abraham left his people and the country he knew to go to a land promised by God.

- Peter (Mt 4:18, 22): Peter left his job as a fisherman, and his father and family, to preach the gospel.
- Elisha (1 Kgs 19:19-21): Elisha gave up his oxen and his job as a farmer to become a prophet in Israel.
- Daniel (Dan 1:8): Daniel gave up the king's food and wine to stay holy for God.

These people sacrificed something important to submit to God's will, just like Jesus. We must also have the courage to submit to God's will. Let me share a testimony with you!

Many years ago, Connie and her family moved to China due to Connie's father's job. When they first got there, Connie had a hard time adjusting to the lifestyle in China since she was born in the United States. Even though Connie had always spoken Chinese at home with her parents, she didn't know how to read or write Chinese, so living in China was a big challenge for her.

One thing that Connie couldn't get used to was going to church in China. Firstly, the church building was very old and run-down. During the summer, it was extremely hot inside the church with hundreds of church members sitting together in a sermon without air-conditioning. There was also a lot of background noise since there was no proper sound insulation between the chapel and the classrooms, kitchen, or the main roads. Secondly, Connie didn't enjoy going to R.E. classes because they were taught in Chinese, which Connie wasn't very familiar with, and she couldn't read from the Chinese Bible. On top of these, there were no doors in the bathroom! Connie just couldn't get used to going to church—it was not the same experience as going to church back where she used to live!

For the first few months in China, Connie tried making many excuses not to go to church. She told her mom that she didn't enjoy going to church in China and that she'd rather stay home and read the Bible by herself at home on Saturdays. However, Connie's mom said to her, "I agree with what you say—it is indeed very different going to church here in China. But our experience shouldn't stop us from going to church to observe the Sabbath... It is your heart to worship God on this holy day that counts. Yes, it may take some time for us to adjust to it, but we should not let our initial experience ruin our Sabbaths. We should still go and worship God together with brothers and sisters, praise Him and rest in His peace, shouldn't we? More importantly, we need to obey God and submit to His will. What do you think His will is?" Connie thought for a second and answered her mom, "I understand now. God's will is for us to go to church and worship Him there on the Sabbath. We shouldn't stop going to church because of what seems disagreeable to us."

From that day on, Connie always asked God in her prayers to give her courage to submit to His will—that is, to be more open and willing to be part of a church that she didn't feel comfortable in and to observe the Sabbath with all her heart. As time passed by, Connie and her family began to get more familiar with the church in China and the members there. They went to church every Saturday and made a lot of good friends there. Connie's Chinese improved steadily, and she no longer felt like a stranger. Without them realizing, Connie and her family had become part of this big church family in China, and they enjoyed going to church very much.

3. Pray at all times

Jesus prayed constantly. He prayed when He was sad, when He was thankful, and before making a decision. Jesus prayed for the people around Him. He prayed at different times, through the night or early in the morning before sunrise, and in different places, on the mountain, in the wilderness, in the garden of Gethsemane, and even on the cross. Regardless of time or location, when Jesus prayed to God, He shared with God everything in His heart and mind, like two close friends. Similarly, we can talk to God like He's a close friend, anytime and anywhere.

How often do you pray? Do you pray every day? Do you pray in the morning before school? Do you pray at night before you sleep? Have you ever prayed alone in your room? Do you pray with your family? Have you tried

praying to God at school?

[Ask the students to share a prayer they made to God. The prayer could be them telling God how happy they were, or them telling God their sorrows and need for help. Remind your students that God is always there for them. He looks forward to talking to them daily.]

Testimony

Hallelujah, in the name of our Lord Jesus Christ, I testify about an experience I had during prayer on December 26, 1999 in Toronto Church, Canada. During this prayer I was thinking about my father, who was in Taiwan working hard to support my family here in Canada. The last time I saw him was

over a year ago. I really missed him. Even though my father is very strict, I still wanted him to come back and hug me. I wanted to tell him how much I loved him. Thinking about him being so far away made me want to cry.

A few minutes later, I saw a bright light suddenly shine into my eyes. The light was all around me. I then saw a person dressed in a white garment coming towards me. Following Him were five to six people who were also dressed in white. I then realized that the first person was Jesus and the people following Him were angels!

Jesus walked towards me and placed His loving arms around me. I felt great joy, peace and comfort. I felt totally safe and protected. Jesus hugged me for what seemed a long time. Then Jesus said, "I am your Father. I am your God." Jesus was telling me not to worry. My father in Taiwan would be all right and


Jesus would look after him and me.

*Excerpt from a testimony
Johnny Cheng—Toronto, Canada, Manna*


This brother was troubled, so he turned to God in prayer. God answered his prayers and comforted him. We should always bring our troubles and requests to God in sincere and deep prayer. We can be sure that He will answer and comfort us.

Students, today, we have learned the importance and the benefits of prayer. It is very important that we pray often for the Spirit of God to strengthen us as we continue to walk in our spiritual journey. Many temptations surround us each day; if we are not careful to stay in the truth, we can easily give in to temptation. Therefore, let us keep watch and pray at all times. May God continue to keep and guide every one of us in our everyday lives!


Instructions: Look up the following Bible verses to find out what each Biblical character sacrificed. Then, match the character with what he or she sacrificed.




Moses
(Heb 11:24-25)



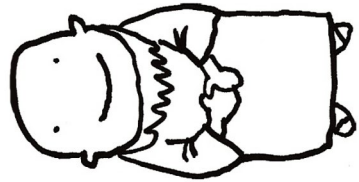
Paul
(Phil 3:5-7)




Abraham
(Gen 12:1)







Peter
(Mt 4:18, 22)



Elisha
(1 Kgs 19:19-21)



Daniel
(Dan 1:8)



ACTIVITY

1 Invitation from God

Objective: To emphasize to students that it is important to follow God's will, even when it is against their own.

In our lesson, we learned that Jesus died on the cross for us. He did this in accordance with God's will.

To obey God's will, we must learn to sacrifice our own will. We may have to give up our desires or possessions. Many times, we may not wish to make this sacrifice. To gain the strength needed to make the sacrifice, we can follow Jesus' example and pray. We can pray to God to help us obey and to give us strength to do God's will. When we do what is right in God's sight, God will bless us greatly.

For teachers: Write the following scenarios on index cards and place them in envelopes. [Note: You may put a different scenario in each envelope or put the same scenario in all the envelopes.] Give one envelope to each student. You may also choose to write your own scenarios. If time allows, ask the students if they would like to share their answers.

1. Your friend has invited you to a birthday party on Saturday. The Bible tells us that we should worship God in church on Saturday. What will you do?
2. You have been saving up money to buy a bike. One day at church, your teacher tells you that the church is buying a new building and is asking church members to offer their money to buy the new building. What will you do?
3. Your sibling has been annoying you. Also, she has been getting you in trouble lately. You do not like her too much. Your mom tells you to share your new toy with her. God wants us to love and forgive those who have wronged us. What will you do?
4. Your friends have invited you to play basketball at the park. Mom has given you permission to go. As you are about to leave, your little brother begins to feel unwell and Mom can't take you to the park. You have to stay at home instead. What will you do?

Instructions: Each of you will be handed an envelope. Inside the envelope, you will find a card. Read the card and then think of how you would respond to God if He asked you to do what is written on the card. Write or draw your response on the card. You may tell God whatever is in your heart.

2 Concentration / *Optional*

Objective: To review the biblical characters the students have studied in the past seven lessons.

Preparation: Make copies of the provided playing cards so that there is one set for each pair of students. Cut the cards out, shuffle them, and keep the sets separate to facilitate distribution later.

Instructions

1. Give each pair of students one set of cards.
2. Have the students place them face down on a table in a four by four square.
3. Have one student start the game by turning over two cards.
 - a. If the name and the event match, then the student keeps those cards.
 - b. If they do not match (i.e., two names, two events, or the name does not match the event), the cards are turned face down and the other student gets a turn.
4. Remind the students to remember the position of the cards when they are turned over.
5. The game ends when all cards have been matched. The student with the most cards wins.

Jesus	Peter	Judas	The Samaritan Woman
Nicodemus	The Donkey	The Three Disciples	James and John
...prayed at the garden of Gethsemane.	...didn't want Jesus to wash his feet.	...betrayed Jesus.	...went to the well to get water.
...went to see Jesus late at night.	...carried Jesus into Jerusalem.	...all fell asleep in the garden of Gethsemane.	...asked Jesus if they could sit at His side in heaven.

E1 Year 3 Book 2 Lesson 8—Jesus Prays in the Garden

Homework Assignment

Name: _____ Parent signature: _____ Date: _____

Bible Truths: 1. Jesus was a Man of prayer.
2. Jesus was submissive to God's will even in the most perilous times.

Lesson Objectives: 1. To strengthen the students' understanding of the importance of praying at all times.
2. To encourage students to follow God's will even when it conflicts with their own.

Bible Reading: Please put a check mark in the space when you complete the reading each day.

Prayer: Please put a check mark in the space on the days you prayed to God.

	Sun	Mon	Tue	Wed	Thu	Fri	Sat
Bible Reading							
Prayer							

Memory Verse

Please write down this week's memory verse.

(Matthew 26:41a)

What I Learned from the Bible This Week

1. _____
2. _____
3. _____

Homework Assignment

Understanding What You Have Learned

True or False

1. Jesus was excited and eager to face the cross. _____
2. The three disciples prayed earnestly together with Jesus in the garden. _____
3. Though Jesus prayed to God to remove the pain of the cross, He was still submissive to God's will. _____

Multiple Choice

4. _____ : How did God comfort the Lord Jesus?
 - a. God sent an angel to comfort and strengthen Him.
 - b. God told Him that He did not need to go through the trial.
 - c. The disciples prayed and comforted the Lord.
5. _____ : When we are scared or sad, what is the best thing that we can do?
 - a. Tell our parents or teacher.
 - b. Tell our friends.
 - c. Pray and ask the Lord Jesus to help us.
6. _____ : How many times did Jesus pray in the garden of Gethsemane?
 - a. Three times
 - b. Two times
 - c. Four times
7. _____ : Knowing that He would soon be crucified on the cross and bear the sins of mankind, Jesus' heart was extremely sorrowful. What did Jesus do?
 - a. He told His closest friends.
 - b. He prayed and told God.
 - c. He tried to run away.

Short Answer

8. Before Jesus was nailed on the cross, why did He pray so deeply?

9. When Jesus was sorrowful and afraid, He prayed to God for comfort and strength. Write down a few things that make you sad or scared, or things that are difficult for you to do. After writing them down, write a short prayer to God asking Him to comfort you and give you strength.

Things that make me sad or scared:

My prayer to God:

LESSON 9



JESUS IS CRUCIFIED

BEFORE YOU TEACH

Crucifixion

Death by crucifixion was one of the cruelest and most degrading means of execution. The person about to be crucified first had to carry his own cross to the execution site, which was usually located outside the city. The person would then be nailed to the cross with heavy iron nails that pierced through the wrists and heel bones.

It has been speculated that the person was nailed while lying down before the cross was hoisted upright. Death by this method usually took an extended period of time.

The guards who were posted next to Jesus were charged with two tasks: to guard Jesus from potential rescuers and, if He lingered too long, to quicken His death by breaking His legs (Jn 19:33).

Without leg support, the person would only be hanging by the nails in his wrists, would have difficulty breathing, and would eventually suffocate to death.

Jesus' Death

Jesus' death fulfilled a number of prophecies recorded in the Old Testament. The Roman soldiers who cast lots for Jesus' clothing fulfilled the prophecy in Psalm 22:18. As the last sacrificial lamb, Jesus could not have a single broken bone in His body (Ex 12:46; Num 9:12).

Since Jesus had already died by the time the soldiers came to check on Him, they did not need to break His legs. It was also unusual that the spear that pierced His body did not break any bones. This piercing did, however, lead to the flow of blood and water from Jesus' body, fulfilling the prophecy recorded in Zechariah 12:10.

BIBLE TEXT

Matthew 26:47-75; 27:1-2, 22-23, 27-54; Luke 22:54-62

BIBLE TRUTH

Jesus died for us so that we could obtain salvation.

LESSON OBJECTIVES

1. To thank God for forgiving our sins.
2. To remember the great love He showed to us by sending His Son to die on the cross to bring us salvation.

MEMORY VERSE

"But God demonstrates His own love toward us, in that while we were still sinners, Christ died for us."

(Romans 5:8)

PRAYER

In the name of the Lord Jesus, we pray. Thank You, Lord Jesus, for dying for us on the cross. You are sinless and blameless, yet You were willing to die to save our souls because of Your love for us. Thank You for forgiving our sins. Let us show our thankfulness by being Your good followers and obeying Your teachings. Please help us be obedient children. Hallelujah! Amen.

UNDERSTANDING YOUR STUDENTS

Crucifixion, resurrection, and salvation are words that carry tremendous meaning for Christians today. For those who are truly born again, these words attest to the greatness and love of Christ. Without the first two, salvation would not be accomplished.

Many of your elementary students were baptized as infants. Most of them have been taught that Jesus died and that His subsequent resurrection is the reason why they can receive salvation. Despite this knowledge, they probably find it hard to relate to the actual sacrifice on the cross.

A way to help them make a more personal connection to the crucifixion is to talk about blame. Students do not generally like to take the blame for anything, especially

when it is not their fault.

Ask them how they would feel if they were accused of something they did not do. How would they feel? (Angry, frustrated, defensive, sad, fearful, etc.) What would they do? (Try to explain, get back at their accusers, run away, etc.)

Take the opportunity to remind them that Jesus died for everyone's wrongdoing, even though He was completely sinless and was not responsible for the people's many mistakes. Jesus was innocent, and He was willing to go through this excruciating punishment because He wanted everyone to be able to join Him in heaven one day.

VOCABULARY

arrest: to capture

desert: to abandon, forsake, leave behind, run away

blasphemy: to speak against God

deny: to disown, reject

governor: ruler, head of state

release: to free someone

crucify: to put to death on a cross

riot: fight, rebellion, disturbance

staff: stick, rod

REVIEW

Last week, we learned about Jesus' prayers in the garden of Gethsemane. He went there with His disciples after eating the Passover meal. It was late at night but Jesus knew how important it was for Him to pray and ask for strength from God. He knew He was going to die on the cross soon and He needed comfort and strength from His heavenly Father.

Jesus asked His disciples to wait for Him while He went to pray by Himself. He prayed three times to God and each time, He told God all the thoughts in His heart. Although He would be facing a terrible death, He also knew that it was the will of God for Him to show His love for all men by willingly giving up His life for them. He was willing to suffer to save people from the sin of this world and reunite them with God for eternity.

When Jesus returned to His disciples, after each of His three prayers, He found them asleep. Jesus warned them to be watchful always and to pray to God for help constantly, especially after His departure.

Today, we will find out what happened to Jesus after He prayed in the garden of Gethsemane.

BIBLE STORY

Judas Leads the Soldiers to Arrest Jesus

Jesus had been praying in the garden of Gethsemane. After He prayed three times, He returned to His disciples and spoke to them. As Jesus talked, a large crowd carrying swords and clubs came towards them. With these scary weapons, the crowd looked like they were ready to fight. The crowd had been sent by the chief priests and elders who had wanted to kill Jesus for a long time. Now they had a chance to arrest Him.

Someone who was familiar to Jesus came out of the crowd. Raise your hand if you can guess who it was. Yes, it was Judas Iscariot, one of His disciples. Judas had brought the crowd and the soldiers at a time when Jesus was not teaching in front of large crowds, but praying with His disciples at His side. To help the soldiers know which man to arrest, Judas went up to Jesus and greeted Him with a kiss. As soon as this happened, the soldiers came forward, grabbed Jesus, and arrested Him.

When the disciples saw this, they wanted to fight back and defend Jesus. They cared about Jesus and would not have wanted their Teacher to be hurt or taken away to prison. One of them took out a sword and cut off the ear of the high priest's servant. Before things got really out of hand, Jesus told everyone to stop.

"Put your swords away," said Jesus. "Fighting is not the solution. If I prayed to God now, He would send angels to protect Me, but what is more important is that I fulfill the prophecies and follow God's will by going with them."

Jesus let the soldiers arrest Him, but the disciples felt lost and scared as they saw Jesus being taken away. They did not know what to do. Their Teacher had been surrounded by soldiers, and He had told them not to fight back.

The only thing they could think of doing was desert Him. Just a few hours before, the disciples had shared a wonderful meal with their Lord. Now, as He was being led away to face the worst yet, Jesus was all alone.

Peter Denies Jesus Three Times

After all the disciples had run away, Peter felt terrible about abandoning Jesus. He decided to sneak behind and follow the crowd. He saw that they were taking Jesus to the house of Caiaphas, the high priest. Peter crept closer and closer until he was in the courtyard of Caiaphas' house. He even went as far as sitting down with the guards to see what would happen next.

Jesus stood before the high priest and the Sanhedrin. They wanted to judge and punish Him with death, but they had to make up lies to accuse Him of wrongdoing. They accused Jesus of blasphemy (speaking against God, which deserved the most severe form of punishment), spat on Him, slapped Him, and made fun of Him.

While Peter was waiting for news in the courtyard, a servant girl came up to Peter. She recognized him and said,

"You were with Jesus." A few heads turned in his direction. Peter was surprised and scared when he heard her words. What if the guards in the courtyard had heard what she said and believed her? Would he be arrested like Jesus?

"I don't know what you are talking about!" Peter denied loudly as he backed away from the courtyard.

Just as he reached the gateway, another servant girl recognized him. She said to the people standing there, "This man was with Jesus." With increasing pressure and recognition, Peter once again denied loudly saying, "I don't know the Man you are talking about!"

While Peter felt bad about his lies, he also wanted to escape so that no one else could single him out. But he still wanted to find out what would happen to Jesus. He decided to stay just a little longer.

After a few moments, some people who had been standing there when the second servant girl had recognized him came up to Peter and said, "You speak with the same accent as Jesus and His disciples. You must be one of His followers."

As more people were closing in on Peter's identity, Peter swore for the third time that he did not know Jesus. At that moment, Peter heard a sound. What sound do you think he heard? (A rooster crowing.)

The Lord turned and looked at Peter. Then Peter remembered what Jesus had told him earlier while they were walking on the Mount of Olives. Jesus had told Peter that he would deny knowing Him three times before the rooster crowed.

Peter had insisted that he would not deny or abandon Jesus, even if it meant dying with Him. Now he realized that what Jesus said had come true. Peter felt disappointed with himself and extremely guilty that he had not kept up his earlier promise to Jesus. He was so sad that he went outside and cried bitterly for what he had done.

Jesus Is Crucified

Jesus was taken by the chief priests and elders to be judged by the Roman governor, Pilate. They did not believe that He was the Savior and wanted to get rid of Him, but they could not just kill Him on their own. Only the Roman government that was ruling over the city of Jerusalem had the power to put someone to death.

While the chief priests and elders brought their false accusations to Pilate, saying, "This man should be killed. He says that He is the King." Jesus did not respond to their accusations.

Pilate saw how the crowd all wanted Jesus dead because they were being controlled by the chief priests and elders. As they shouted, "Let Jesus be crucified!" Pilate didn't really understand why they wanted to kill Jesus, unless it was for their own benefit. He knew that Jesus was innocent, but he also wanted to please the Jews

and did not want to upset the crowd who might start a riot.

He even tried to give the crowd a chance to free Jesus by giving them a choice of releasing the Lord Jesus or a high-profile prisoner named Barabbas, but the crowd chose the criminal Barabbas over Jesus. In the end, Pilate agreed to let the soldiers take Jesus away to be flogged and crucified. After flogging Him, the soldiers put a scarlet robe on Jesus and a crown of thorns on His head to make fun of Him as King of the Jews. They spat on Jesus and laughed at Him. They even struck Him repeatedly with a staff. It was an extremely painful and shameful experience, but Jesus suffered through it quietly because of the love that God had for all men.

Jesus knew He had to endure this great trial in order to bear the sins of all people and bring them salvation. Even though Jesus had done nothing wrong and was falsely accused, He was still willing to die so that all people could be saved, including those who were hurting Him. There is no greater love than God's love in all the world!

Then Jesus was taken outside of the city to a place called Golgotha to be crucified. Even though He was wounded and bleeding, He had to carry His own cross to the place where He would be crucified. He was so weak

that the soldiers had to force Simon of Cyrene to help Him carry the cross the rest of the way.

There at Golgotha, Jesus was nailed to a wooden cross. His wrists and feet were pierced with large nails, which crushed His bones and kept Him in place so He could not escape. After crucifying Him, the soldiers cast lots to divide up His clothing. He was crucified between two criminals.

Jesus was bleeding from every part of His body and was in a lot of pain, but nobody seemed to care. The crowd, the chief priests, the teachers of the law, and the elders insulted Jesus and told Him to save Himself. Then they left Jesus there to die.

Hours went by as Jesus suffered on the cross. From noon until three in the afternoon, the skies were dark. The people around the city wondered what was happening.

At around three in the afternoon, Jesus looked up into the skies, cried out loudly, and gave up His spirit. At the same time, there was a great earthquake, the curtain of the temple was torn in two, and even the rocks split in two.

The soldiers who were there watching all of these signs became scared and many of them believed that Jesus was indeed the Son of God.

CHECK FOR UNDERSTANDING

- 1. How was Jesus arrested?** Judas Iscariot led a crowd and a group of soldiers to where Jesus was in the garden of Gethsemane, and gave away Jesus' identity by greeting Him with a kiss.
- 2. What did the disciples do when the soldiers came to arrest Jesus?** They tried to defend Him; one even reached for a sword to cut off someone's ear, but they all deserted Him in the end.
- 3. When did Peter realize he had denied Jesus three times?** He realized it when the rooster crowed and the Lord turned to look at him.
- 4. Why did Peter deny knowing Jesus? How do you think he felt?** He was afraid for his own life and afraid of being arrested.
- 5. How did Pilate try to help Jesus, and why did his plan fail?** He gave the crowd the option of choosing one prisoner to free, but the chief priests and elders persuaded the crowd to choose Barabbas.
- 6. Why did Pilate let the priests and elders crucify Jesus even though they didn't have real evidence?** He wanted to please them and was afraid that the crowd might start a riot.
- 7. How did the soldiers punish Jesus before the crucifixion?** They flogged Him, put a scarlet robe and a crown of thorns on Him, spat on Him, struck Him with a staff, made fun of Him, and made Him carry His cross to Golgotha.
- 8. Could Jesus have saved Himself? Why didn't He?** Yes, He could have saved Himself but He didn't. He was obeying God's will so that He could complete the work of salvation to save all men from sin.
- 9. How did Jesus complete His mission on earth and show God's love for all men?** He died on the cross for our sins even though He was innocent and blameless.
- 10. What happened at the moment of Jesus' death?** There was a great earthquake, the temple curtain was torn in two, rocks split, and the soldiers standing nearby believed that Jesus was the Son of God.

MEMORY VERSE PRACTICE

Please reinforce the memory verse every week.
You can practice the memory verse with your students anytime during class.

**“But God demonstrates His own love toward us, in that while we were still sinners, Christ died for us.”
(Romans 5:8)**

SPIRITUAL TEACHING & LIFE APPLICATION

1. The physical suffering of Jesus on the cross

Today, we learned about Jesus, the Son of God, being crucified—the greatest act of love ever demonstrated. He carried to the cross all of our sins and opened a way for us to enter into the eternal rest. Do you know how much physical suffering He had to go through for us in order to accomplish all this?

After the Jewish leaders accused Jesus, He immediately went through a series of physical torture and humiliation. He was blindfolded, beaten, and struck on the face again and again. People mocked Him because they didn't believe that Jesus was the Son of God or their Savior. But Jesus didn't say a word... He knew that He must endure this pain until the will of God was accomplished.

Matthew 27:26 tells us, “When he had scourged Jesus, he delivered Him to be crucified.” What does “scourging” mean? Scourging is a type of punishment in which they strike a person with a specially made whip. The Romans were professionals when it came to scourging; they took delight in whipping people—Jesus was one of them. At the time of Jesus' suffering, He would have been undressed with His hands tied over His head to a scourging post. He would have been locked into a position where He could not wiggle or move. Take a moment to think about how Jesus must have felt at this time. What do you think was going through His mind? [Pause for students to think.] Instead of feeling innocent—even though He was—Jesus was ready to take the pain for the entire human race. All He had in mind was how much He loved us—so much that He surrendered Himself under the violent whipping of the Roman soldiers.

The whip that they used was made of a short wooden handle with several 18 to 24-inch long straps of leather attached. At the end of these leather strips were iron balls or sharp, jagged pieces of bone, wire, or glass. Every time Jesus was whipped, multiple lashes of the whips bruised and cut his back, and the sharp pieces would hook into His back and rip out pieces of flesh, and even pieces of bone. We cannot know for certain how many times Jesus was whipped. After such heavy flogging, the skin, muscles,

tendons, and the bones of the spine would literally be torn apart and even exposed. The whips would snag against the flesh in the back, arms, buttocks, thigh, head, and even the face. A lot of blood and fluid was lost so Jesus would have been very thirsty.

At this point, Jesus was physically torn apart. The pain that He was suffering is far greater than what we can imagine. Why didn't He pray and ask God to deliver Him then? Or why didn't He, being the Son of God, use His power to save Himself? [Pause for students to think.] Indeed, Jesus could have saved Himself then, or even before the scourging. But He didn't because He knew that He had not fulfilled the will of God, that is, to die on the cross for the sins of all people. Despite the tremendous pain He had on His body and in His heart, Jesus surrendered because He chose to love—He chose to die for all of us!

After Jesus was stripped naked disgracefully, the soldiers put a scarlet robe on Him, a crown of thorns on His head, and a reed in His right hand. The scarlet robe and the crown signify someone of royal stature—a king. But they didn't put them on Jesus because they believed that He was a king, but rather to mock Him. Since the crown of thorns was made with thorns that were very long and sharp, they literally pierced into Jesus' head and skull when the crown was heavily pressed onto Him. All these things not only added pain to His already ripped body, they also brought shame upon Jesus because they simply didn't believe that Jesus was a King. The soldiers bowed the knee before Him and mocked Him, saying, “Hail, King of the Jews!”

After Jesus was scourged, the soldiers delivered Him to be crucified (Mt 27:26). By “delivering,” it did not mean that they sent Jesus to the place where He was going to be crucified. Rather, Jesus was made to carry the cross to Golgotha by Himself, which is translated as “the place of a skull.” Imagine the weight of the heavy cross pressing on His wounded body as He took each step towards Golgotha... How much pain He must have been suffering! Students, what Jesus was carrying was not simply a

wooden cross... He was carrying the weight of all our sins! Do you see how much pain we're adding onto Jesus' shoulders every time we sin? Did He abandon the cross? No, He didn't. Because Jesus loves us!

As soon as Jesus arrived at Golgotha, He was nailed on the cross. Have you ever seen a large nail before? [Let students answer.] The nails that they used were so big and long that they were able to hold Jesus' body up on the cross. They pierced through Jesus' hands and feet, hanging Jesus up high on the cross. At that time, still, the soldiers and even His own people didn't believe that Jesus was the Messiah. They mocked Him, offered Him sour wine when Jesus thirsted and blasphemed Him. One of the criminals who was hung next to Jesus said, "If You are the Christ,

save Yourself and us." But still, Jesus did not change His mind. He was willing to sacrifice Himself for the sins of all people, including those who mocked Him. In His last words, Jesus prayed that God forgive their sins.

"Father, into Your hands I commit My Spirit" (Lk 23:46). Jesus cried out with a loud voice. He then breathed His last and died. Students, what does Jesus' crucifixion mean to you? [Pause for students to think.] Jesus died on the cross for all mankind, including you and me. The Bible says, "Greater love has no one than this, than to lay down one's life for his friends" (Jn 15:13). Jesus laid down His life for us because He loves us. He doesn't want us to be separated from God because of our sins.

2. Jesus offered Himself as a perfect sacrifice on the cross for our sins

Today, the greatest commandment also is to love—"You shall love the LORD your God with all your heart, with all your soul, and with all your mind. This is the first and great commandment. And the second is like it: 'You shall love your neighbor as yourself'" (Mt 22:37-39). Our Lord Jesus had set us a perfect example.

Sinless, He offered Himself as a perfect sacrifice to make atonement for our sins. In the Old Testament, the Jewish used to offer various sacrifices to make amends for the sins they had committed. In the New Testament, Jesus is referred to as the Lamb of God (Jn 1:29), or more specifically, a lamb without blemish and without spot (1 Pet 1:19), signifying that Jesus was sinless. In other words, Jesus died on the cross as a sacrificial lamb to atone for the sins of all people (Heb 9:12). The difference is, Jesus died for us once and for all—His precious blood is able to wash away all sins, both in the past, present, and future.

Romans 6:23 tells us that the wages of sin is death, meaning that sin is what separates us from God. Since no one in this world is without sin, there was previously absolutely no way for us to reach God in heaven. Knowing this, Jesus came to this world as the only sinless Man, sacrificed Himself on the cross, and provided a way for us to restore our relationship with God. In other words, Jesus paid the penalty for all sinners who received and will receive Him.

Today, we can ask ourselves a question: What if Jesus didn't love us? [Pause for students to think.] If He didn't love us, He would have stayed where He was—happily in heaven—and done nothing about our separation with God. However, not only did He choose to leave the most wonderful place, He also tasted suffering and laid down His life—all because of the great, great love He has for us. Jesus didn't want to be the only One to enjoy heaven. Rather, He wants us all to be saved and live with Him in

His everlasting kingdom.

Jesus loves us... Yes, we know! How can we put what He has done for us in vain? Every time we remember Jesus being crucified, we should always remind ourselves that He was there—on the cross—because He loves us, and He wants us to do everything we can to enter the kingdom of heaven. We need to submit ourselves to God and strive towards living a life for Jesus! "We love Him because He first loved us" (1 Jn 4:19). Let us repay His love by submitting ourselves to Him!

Here's one testimony of how a young brother experienced God's love by taking the first step towards drawing near to God:

Last summer, my parents signed me up for SSC, which I didn't want to attend mainly because my two other best friends from church were not attending. I was also concerned that I would miss my favorite summer camp from school because SSC happened to be at the same time. Don't get me wrong... It's not that I don't like learning God's word. I enjoy every R.E. lesson, and in fact I had attended every previous SSC. I didn't want to go to SSC last year only because of the reasons I had mentioned earlier.

I attended SSC anyway because my parents really wanted me to. On the first day, I was not very happy. I was disappointed that my best friends weren't there and my mind was always thinking about the summer camp that I was going to miss. I felt as if I had been forced to be there... I wasn't there for God.

On the second day, during one of our prayers, I felt my eyes opened and there was nothing around me. A bright, white light surrounded me and suddenly, I saw a shadow in front of me, coming closer and closer.

Still a shadow, I saw a hand reach out and saw a hole in the middle of the palm of the hand. Immediately, I knew that it was Jesus—His hand had been nailed to the cross! A voice then whispered in my ears, saying, “I love you so much... Why can't you love Me also?” At that time, I didn't quite understand why Jesus said that. I wanted to ask Him, but before I spoke, everything disappeared, and I found myself on my knees, praying with other SSC students. I began to think about what Jesus said... How come Jesus didn't think that I loved Him? Did I do something wrong? I

quickly realized that Jesus said what He said to me because He knew that my heart was not there for Him. I let many things distract me from listening to God's word, showing that I placed other things above Him. I realized... I didn't love Him enough.

After that prayer, I determined to set my mind on God during the entire SSC. I didn't give one more thought to my two best friends, the summer camp, or any other distractions. Thank God, I had a very uplifting and rewarding SSC that year.

3. Jesus opened a fountain of cleanings for our sins to be washed away

“Father, 'into Your hands I commit My Spirit'” (Lk 23:46). Jesus cried out with a loud voice. He then breathed His last and died. After that, a soldier pierced His side with a spear, and immediately blood and water came out (Jn 19:34). Yes, not just blood, but water, too! Have you ever accidentally cut yourself and seen blood flow from the cut? [Pause for students to answer.] Did you see water come out, too? [Pause for students to answer.] Of course not. The blood and water that came out from Jesus' side represent a fountain of cleansing—baptism. Until this day, this fountain is still flowing. Anyone who believes in the Lord Jesus and repents of his sins may be washed freely through baptism. Jesus died for our sins, forever opening

the door for all who believe in Him to inherit the kingdom of heaven. Baptism carries the power to remove all sins. After we are baptized, we must live a new life in Christ (Rom 6:4). In other words, we must obey the word of God so that we do not give sin a second chance to separate us from God.

Students, we are all baptized into Christ today. Are we living a life worthy of what Jesus has done for us? Are we living a life that constantly repays His love? Before we end, let each of us now share one thing we can do to live our lives more worthy of God's love.

HOMWORK ANSWER KEY

1. three
2. rooster, Lord
3. kill
4. robe, crown
5. True
6. False; Jesus suffered for hours before He finally died.
7. True
8. Soldiers flogged Him, put a scarlet robe and a crown of thorns on Him, spat on Him, struck Him with a staff, made fun of Him, and made Him carry His cross to Golgotha.
9. There was a great earthquake, the temple curtain was torn in two, rocks split, and the soldiers standing nearby believed that Jesus was the Son of God.
10. Answers may vary.

ACTIVITY


1**"Thank You" Mug****Objective:** To make mugs that will remind students to thank Jesus.**Materials**

- Styrofoam cups
- Markers
- Pipe cleaners
- Scissors
- Tape
- Small pieces of paper

Instructions

1. Make copies of the hearts for the students and cut them out.
2. Have students color the heart and then glue it in the middle of a styrofoam cup.
3. Use pipe cleaners to make arms and hands that will hold the heart. Glue or tape the arms and legs to the cup. If no pipe cleaners are available, then students can draw the hands onto the cups.
4. Ask the students to write or print an expression of thanksgiving to Jesus on a piece of paper and put it in the mug.
5. Have each student exchange their completed cup with another student in the class.
6. Go over the memory verse with the students.

"But God demonstrates His own love toward us, in that while we were still sinners, Christ died for us." (Romans 5:8)



2 Thank You, Jesus


Objective: To help students recall the events leading up to Jesus' crucifixion.

Instructions

1. Look at the pictures and read the sentences.
2. Draw a line to match each picture to the sentence that describes it.
3. The pictures are not in order. Number them to show the order in which the events happened.



Jesus is nailed to the cross.



Jesus washes His disciples' feet.

Jesus prays at the garden of Gethsemane.



The soldiers mock Jesus.



Jesus rides a donkey into Jerusalem.



E1 Year 3 Book 2 Lesson 9—Jesus Is Crucified

Homework Assignment

Name: _____ Parent signature: _____ Date: _____

Bible Truth: Jesus died for us so that we could obtain salvation.

Lesson Objectives: 1. To thank God for forgiving our sins.
 2. To remember the great love He showed to us by sending His Son to die on the cross to bring us salvation.

Bible Reading: Please put a check mark in the space when you complete the reading each day.

Prayer: Please put a check mark in the space on the days you prayed to God.

	Sun	Mon	Tue	Wed	Thu	Fri	Sat
Bible Reading							
Prayer							

Memory Verse

Please write down this week's memory verse.

(Romans 5:8)

What I Learned from the Bible This Week

1. _____
2. _____
3. _____

Homework Assignment

Understanding What You Have Learned

Fill In the Blank

robe	kill	Lord	three	crown	rooster
------	------	------	-------	-------	---------

1. After Jesus was arrested, Peter denied Him _____ times.
2. Peter realized he had denied Jesus three times, just as He said he would, when the _____ crowed and the _____ looked at him.
3. The people wanted to _____ Jesus.
4. The soldiers put a scarlet _____ on Jesus and a _____ of thorns on His head.

True or False

5. Jesus died to save people from their sins. _____
6. Jesus did not have to suffer too much before dying. _____
7. Pilate released Barabbas instead of Jesus. _____

Short Answer

8. What are some of the things Jesus had to suffer before He was crucified?

9. What happened the moment Jesus died?

Life Application

10. Christ died on the cross to forgive our sins. Forgiveness is an important lesson that God teaches us through the Bible. We should try to practice forgiveness in our daily lives. We can start by thinking about our own experiences of forgiveness.
 - a. When was the last time someone forgave you? _____
 - b. What did they forgive you for? _____
 - c. How did they show they had forgiven you? _____
 - d. How did you feel after you were forgiven? _____
 - e. Did your relationship with that person get better? _____

LESSON 10

JESUS IS ALIVE



BEFORE YOU TEACH

Jesus' Burial

Unlike today where people are buried in graveyards, the tomb where Jesus was buried was a cave carved in the side of a hill. A stone was rolled over the entrance as a seal. The cave was large enough for people to walk into. The burial site was well guarded and sealed securely to prevent anyone from stealing Jesus' body and then claiming falsely that He had resurrected. The Pharisees' plan backfired on them because the intense security only proved Jesus' resurrection all the more when the tomb was found empty.

Secret Followers

Joseph of Arimathea and Nicodemus were two devoted followers of Jesus. At first, they only followed Him in secret to protect their careers, Nicodemus being a member of the high council and Joseph an honored member of the Sanhedrin. However, both boldly proclaimed their faith after the death of Jesus. Joseph of Arimathea even offered his own tomb for the burial of Jesus (Mt 27:57-60), while Nicodemus brought myrrh and spices to wrap Jesus' body with (Jn 19:38-40).

UNDERSTANDING YOUR STUDENTS

The resurrection of Jesus is the reason why we have the hope of salvation today. Death is a difficult concept to explain, but resurrection is even harder to explain. Indeed, some have argued that Jesus did not actually die, but simply passed out due to the immense pain of the cross, only to awaken later. But Jesus, who came to this world in human form, did suffer tremendously and not only died, but triumphed over death. As a result, He is now able to abide with His believers, offering comfort, strength, and love.

Your students may not truly understand how crucial the resurrection is. However, it is still important for them to know what happened, even if they can only retell the events. As they grow older, they will have a better realization of its significance. In the meantime, discuss in simple terms that Jesus had to die and rise from the dead in order for people to be able to go to heaven one day. Although Jesus was in human form when He came to this world, He is no longer in the flesh. That's why He sees, hears, and knows everything that is going on everywhere. He is God. Only God has this kind of power and authority. After resurrecting, He is now alive and will live forever. Encourage your students to seek after God so that they can have a more personal relationship with Him. Remind them to pray for the Holy Spirit constantly, because that's Jesus' promise to be with them always.

BIBLE TEXT

Matthew 27:62-62; 28:1-8
Mark 15:42-16:7; John 20:1-18

BIBLE TRUTH

Jesus resurrected from the dead.

LESSON OBJECTIVES

1. To understand that Jesus has power over sin and death.
2. To learn that Jesus helps us to have victory in our lives.

MEMORY VERSE

"But now Christ is risen from the dead."

(1 Corinthians 15:20a)

PRAYER

In the name of the Lord Jesus, we pray. Lord Jesus, You are the almighty God in heaven. You overcame death by rising again. You completed Your work of obtaining salvation for us by resurrecting. Thank You for Your great love. We know that You suffered a lot for us. Let us repay You by being Your good followers. Give us the strength so that we can live bravely for You. Hallelujah! Amen.

VOCABULARY

tomb: a grave

spice: seasoning, herbs

resurrect: to raise, restore, make alive again

burial: the act of putting a person's body into the earth after they have died

REVIEW

Last week, we learned about the death of Jesus. He was arrested while in the garden of Gethsemane. All of His disciples abandoned Him. Peter even denied knowing Jesus three times. Jesus had to suffer through all this alone. If you were Jesus, how would you feel? [Ask students to call out different adjectives to describe Jesus' feelings.] The priests and religious leaders decided to kill Jesus, so He was brought to the Roman governor Pilate to be sentenced. Pilate listened to the people and let them crucify Jesus. After suffering for many hours, Jesus eventually died on the cross. Even though He had done nothing wrong, Jesus knew that He had to die to save people from their sins. We learned that Jesus is the Savior, the one who endured the pain of death to save us.

BIBLE STORY

Jesus Is Buried

After Jesus died on the cross, His followers were heartbroken. Their Teacher was dead. They did not think that He could not hear their crying and mourning. Even the disciples who had deserted Jesus felt sad. They could not do anything to help Him.

Jesus died before the Sabbath. After sundown, it would be beginning of the Sabbath. Jesus' followers wanted to bury Him before it was too late, because people were not allowed to perform burials on the Sabbath. One of Jesus' friends named Joseph went and asked Pilate if he could take Jesus' body off the cross so that He could be given a proper burial. Pilate gave Joseph permission. Joseph and some other followers, including Nicodemus, had brought around one hundred pounds of funeral spices along to take care of Jesus' body. They first cleaned it well, and then wrapped the body of Jesus in strips of clean, expensive linen cloths, along with the spices. Afterward, they brought it to a new tomb, which had been carved out of a rock. They laid the body in the tomb and rolled a large stone over the entrance to seal the cave. After the burial, there was nothing else His followers could do that night so they went home, with their hearts surely full of sadness. Now that Jesus was buried, it seemed that He was really gone. He could not help and heal people like He used to.

Guards Are Posted at the Tomb

The next day, which was Saturday, the leaders of the Jews went together to Pilate. "Sir," they said, "we remember that while He was still alive that deceiver said, 'After three days I will rise again.' So give the order for the tomb to be made secure until the third day. Otherwise, His disciples may come and steal the body and say that He has risen from the dead."

Pilate said to them, "Take soldiers with you and make the tomb as secure as possible." So, they went to the tomb, sealed the stone that was over the door, and posted soldiers to guard it. They would have "sealed the stone" by pouring warm wax over both the stone door and the rock doorway. Then, they would have imprinted a name into the wax while it was still soft. This way, if someone rolled the stone away to steal the body of Jesus, the hardened wax seal would break, proving that somebody had moved the stone. Nobody would be able to make a new seal with the same signature imprinted on it.

The Tomb Is Empty

Now after the Sabbath, as the first day of the week began to dawn, some of Jesus' friends decided to go to the tomb. They wanted to show their love for Jesus by putting sweet-smelling spices on His body. They had to wait until the third day after His death because they were not allowed to buy spices on the Sabbath, which had been the day before. Among the people were Mary Magdalene and Mary. As they were walking to the tomb, they realized that they had a big problem—who would be strong enough to roll away the huge heavy stone? Perhaps they thought that they would figure it out when they arrived.

When the women went to the tomb, they were shocked. The stone that had once been in front of the tomb had been rolled away. How could that have happened? They looked around for the guards but could not see them anywhere. They looked into the tomb. Jesus' body was *not* there! Only the wrapping cloths used for His body were found in the tomb. What could have happened? Did someone come and steal Jesus' body? Mary didn't understand any of this. All she knew was that Jesus was not in the tomb anymore.

Mary Magdalene Tells the Good News

Mary ran and came to Peter and John and told them that some people had taken Jesus away. They both ran to the tomb together, but John outran Peter and came to the tomb first. John stooped down, looked in, and saw linen cloths lying there, but he did not go in. Peter came shortly after and went into the tomb. He also saw the linen cloths lying there, as well as the handkerchief that had been around His head. The handkerchief was not lying with the linen cloths, but was folded together in a place by itself. John followed Peter and also went in. They both saw His wrappings and that His body was missing, so they believed Mary when she said that He was gone. They did not know that He had resurrected and so they headed off back home.

After Peter and John had left, Mary was still outside the tomb crying. She decided to take a look inside the tomb and saw that two angels were sitting inside, one at the foot and the other at the head of where Jesus had lay. "Why are you crying, Mary?" they asked.

"Some people have taken away Jesus and I don't know where they put Him," cried Mary. Then, she turned around and standing before her was Jesus, but she did not know that He was Jesus. Jesus asked her, "Why are you crying? Who are you looking for?"

She thought that Jesus was the gardener, so she

replied, "Sir, if you have taken Jesus away, tell me where you have put Him and I will take Him back."

"Mary!" Jesus surprised her by calling her name. In shock, she called out, "Teacher!" and reached for Him.

"Do not touch Me, because I have not yet ascended to be with My Father. Instead, go to the disciples and tell them that I am ascending to My Father and to My God and your God."

Mary wasted no time and left to go tell the disciples the good news. Jesus had risen!

Final Thoughts

Boys and girls, some of you may be thinking, "It's great that Jesus is alive again, but what does that have to do with me?" Great question! Let's take a few minutes to think about this together. [Have the students pair up with their neighbors to share their thoughts.] First of all, Jesus' resurrection proves to us that He is God Himself. Only God has the power to rise from the dead. From His resurrection, we also learn that all of Jesus Christ's teachings are true, including His great promise in John 6:40, which states that "everyone who sees the Son and believes in Him may have everlasting life; and I will raise him up at the last day." Let's remember that Jesus has power over sin and death and that we should always ask Him to help us have victory in our daily lives.

CHECK FOR UNDERSTANDING

1. **What does "resurrect" mean?** It means to come back to life after dying.
2. **Where was Jesus buried after His death?** In a nearby tomb that had been carved out of a rock.
3. **Who buried Jesus?** Joseph, Nicodemus, and other followers.
4. **What did Mary and her friends discover when they went to the tomb?** They discovered that Jesus was missing.
5. **Who did Mary tell this news to?** Peter and John.
6. **What did Peter and John find in the tomb?** The wrappings of Jesus' body.
7. **How do you think Mary and her friends felt when they realized that Jesus had risen?** Surprised, amazed, shocked, etc.
8. **Why did Jesus rise from the dead?** To show us that He is God Himself, that He has power over death, and that all His teachings are true.

MEMORY VERSE PRACTICE

Please reinforce the memory verse every week.
You can practice the memory verse with your students anytime during class.

"But now Christ is risen from the dead." (1 Corinthians 15:20a)

SPIRITUAL TEACHING & LIFE APPLICATION

Resurrection is the key to our faith.

Today, we learned that Jesus had resurrected! Resurrection means restoration to life after being dead. Another example of resurrection in the Bible is Lazarus, whom Jesus brought back to life using His power, and it is the same power that brought Jesus Himself back to life! This proves to us that Jesus is God Himself—the only true and living God in whom we believe today. Because He is true and living, Jesus was not bound by death. He was able to restore Himself back to life after suffering and dying on the cross. Today, Jesus' resurrection is the key to our faith. Why? Let's take a moment and think about this. What does the Bible tell us about God?

[Divide the students into groups. Write down the following verses on separate pieces of paper and give each group 1-2 verses. Give them a few minutes to read the verse(s) and have them share with the rest of the class the attribute of God they learned from the verse(s).]

Matthew 19:26 - Everything is possible with God

Psalm 90:2 - God is everlasting

Genesis 2:7 - God gives life

Revelation 19:16 - King of kings, Lord of lords

Hebrews 13:8 - Jesus is the same yesterday, today, and forever

From the verses we just read, we learned that Jesus, who is God Himself, is all-powerful and everlasting. In His hands is life; He can give, and also take away, life. No other power in this world compares to His. Jesus has been alive since the beginning of time and He will always be alive. Now, it had long been prophesied, even before Jesus was born, that Jesus would die on the cross for our sins and rise up again on the third day.

If Jesus didn't resurrect, then His status would become questionable. But indeed, Jesus is the Son of God. Not only did He fulfill every prophecy in the Old Testament, He also resurrected to assure us that He is still alive today. He was not a false prophet... He is a living God!

A. We have an almighty God who overcomes death

God's power brought Jesus back from the dead. The Bible says, "With men this is impossible, but with God all things are possible" (Mt 19:26). Today, even though technology is so much more advanced than in the past, it is impossible to bring a dead person back to life. However, what may seem impossible to us is never a difficult task for God—everything is possible with God! It was indeed His power that brought Jesus back from the dead. In order to open the door of salvation for us, Jesus had to die on the cross for us. The blood that He shed on the cross is still flowing today, washing away our sins when we get baptized. But Jesus did not remain in death; instead, He resurrected! He is alive! He conquered death and demonstrated a very important truth to us—He is the living and everlasting God!

Students, no matter what it is that we need help with today, we can be confident that there's a powerful God from above on whom we can rely. Sometimes, facing a challenge is like standing in front of a big mountain. We are so small compared to this mountain that we cannot see what is behind it, or even if there is anything behind it. Have you ever been on a plane before? What was it like looking down from the sky to the ground? [Pause for students to think.] Everything seemed so small! This is what our challenge is like from God's perspective. He looks from above, and He knows exactly what's around this mountain. He will protect you from any dangers surrounding it and make sure you're going to get over it safely. When necessary, He can also simply lift up this mountain and toss it away for you. His power is beyond what we can imagine!

B. Since Jesus is alive, we can be sure we will be raised from the dead to life in the end

Because Jesus has resurrected, we know that death has been conquered. It is therefore to us that death is no longer a mystery. John 6:40 says, "And this is the will of Him who sent Me, that everyone who sees the Son and believes in Him may have everlasting life; and I will raise him up at the last day." We, too, will one day be raised from the dead to live forever with Christ. Many people think that death is the end of life. But as Christians, we believe that Jesus has promised us everlasting life. When Jesus comes again on the last day, He will judge every one

of us according to His word. Did we follow everything He told us in our lives? Did we obey all His commandments? If we did, Jesus has promised to raise us up, meaning that we will go to heaven above and live with Him there forever.

In other words, death is not the end because there is a future life after this life. This is why the Bible refers to Christians as "sojourners" and "pilgrims" (1 Pet 2:11). We do not belong to this world but to the kingdom of God.

B. Since Jesus is alive, we can be sure we will be raised from the dead to life in the end

Our time here is part of a much longer life. Compared to the everlasting life for which we all strive, this life is extremely short. But we can be confident that Jesus has prepared an everlasting kingdom for those who obey Him in this life. 2 Corinthians 4:18 says, "While we do not look at the things which are seen, but at the things which are not seen. For the things which are seen are temporary, but the things which are not seen are eternal." What can be seen right now is our life, and it is only temporary. What we cannot see right now is God's kingdom, which is eternal.

Today, we can also ask power from God to help us in our daily lives. We can ask God to empower us as we walk in this journey. Just as Paul did, we should "press toward the goal for the prize of the upward call of God in Christ Jesus" (Phil 3:14). The upward call of God in Christ Jesus—He is calling us from above! He really wants us to live with Him there one day. Let us rely on God's power to continue our walk in this life until we can reach God's presence in His everlasting kingdom!

[Share the children's hymn "My God Is So Great" with the students. Talk about what the lyrics mean, and remind students again of how powerful and mighty our God truly is. We should not hesitate to go to Him anytime we need His help, comfort, guidance, etc. Let's not forget to say "thank You" to Him whenever we can, as we have already received so many blessings from our dear God.]

My God is so great, so strong and so mighty, there's nothing my God cannot do.

My God is so great, so strong and so mighty, there's nothing my God cannot do.

The mountains are His, the rivers are His, and stars are His handiwork, too.

My God is so great, so strong and so mighty, there's nothing my God cannot do, for you!

HOMEWORK ANSWER KEY

1. tomb
2. stone
3. Peter, John
4. alive
5. False; He rose from the dead on the third day.
6. False; no one stole His body because He resurrected.
7. True
8. Answers may vary; suggested answer: to come back to life after dying.
9. They wanted to show their love for Jesus by putting sweet-smelling spices on His body.
10. Answers may vary.

ACTIVITY

1 Feeling Strips

Objective: To understand and experience what it was like before and after Jesus' resurrection.

Materials

- Strips of paper
- Small Ziploc bags
- Pencils
- Permanent markers
- A basket

Instructions

1. Write the names provided below on strips of paper and put them in a Ziploc bag. This bag will be for the teacher only. There should only be one name per strip.
 - Peter (Jesus' disciple)
 - John (Jesus' disciple)
 - Mary (Jesus' follower who was the first to discover that His body was gone)
 - Joseph (Jesus' follower who buried Jesus)
 - Nicodemus (Jesus' follower who buried Jesus)
2. Ask students to pick a role from the teacher's Ziploc bag without looking.
3. Give each student five blank strips of paper and a small Ziploc bag.
4. Ask students to write down the name they picked on the Ziploc bag.
5. Explain to students that they will pretend to be the person who they picked when filling out their "feeling strips."
6. Ask students to recall the story of Jesus' resurrection (before and after), and pretend that they had been there witnessing everything. Wow, there were so many complex feelings that each person must have experienced! Encourage students to ask themselves what kind of feelings they would have had seeing Jesus being nailed on the cross, taken to the tomb, wrapped and applied with spices, and laid in the tomb. They should imagine saying one last goodbye, imagine discovering Jesus' missing body, and imagine learning that Jesus had resurrected from the dead. Once they have had some time to think about how they would have felt, they can share their feelings in writing on the strips of paper.
7. Each strip should start with "I feel _____ when _____." An example would be: "I feel heartbroken when watching Jesus die on the cross."
8. Have students fill out all five feeling strips and put them in their Ziploc bag. When finished, put all the bags in a basket, and have each student randomly choose one.
9. Give students a minute to finish reading their feelings strips and then have them share them with the class.

2 What Happened?


Objective: To remind students that Jesus rose from the dead after three days.

Refer to the handout on the next page. The answer is listed below.



"Jesus was buried but He rose from the dead three days later."


What Happened?


Instructions: Write the name of each item underneath its drawing. Then add or subtract the remaining letters to solve the puzzle about Jesus.


1.  - ans +  +  - b = _____

2.  - ll +  = _____


3. but - t +  - ng +  - b = _____



4.  - at +  - c = _____


5.  - ad = _____



6.  = _____

7.  - g +  = _____




8.  - re = _____

9.  - sk +  - d = _____

10. the - e +  - t = _____

11.  - Mon +  = _____

<p>Answer: _____</p> <p>_____</p> <p>_____</p> <p>_____</p>

12.  - mb +  - n +  = _____

E1 Year 3 Book 2 Lesson 10—Jesus Is Alive

Homework Assignment

Name: _____ Parent signature: _____ Date: _____

Bible Truth: Jesus resurrected from the dead.

Lesson Objectives: 1. To understand that Jesus has power over sin and death.
 2. To learn that Jesus helps us to have victory in our lives.

Bible Reading: Please put a check mark in the space when you complete the reading each day.

Prayer: Please put a check mark in the space on the days you prayed to God.

	Sun	Mon	Tue	Wed	Thu	Fri	Sat
Bible Reading							
Prayer							

Memory Verse

Please write down this week's memory verse.

(1 Corinthians 15:20a)

What I Learned from the Bible This Week

1. _____
2. _____
3. _____

Homework Assignment

Understanding What You Have Learned

Fill In the Blank

John	stone	alive	Peter	tomb
------	-------	-------	-------	------

1. Jesus was buried in a _____.
2. When Mary and her friends arrived at the tomb, they saw that the _____ had been rolled away.
3. Mary went to tell _____ and _____.
4. The angel told the women that Jesus was _____.

True or False

5. Jesus rose from the dead on the fourth day. _____
6. The disciples secretly went into the tomb and stole Jesus' body. _____
7. The women were the first to see the empty tomb. _____

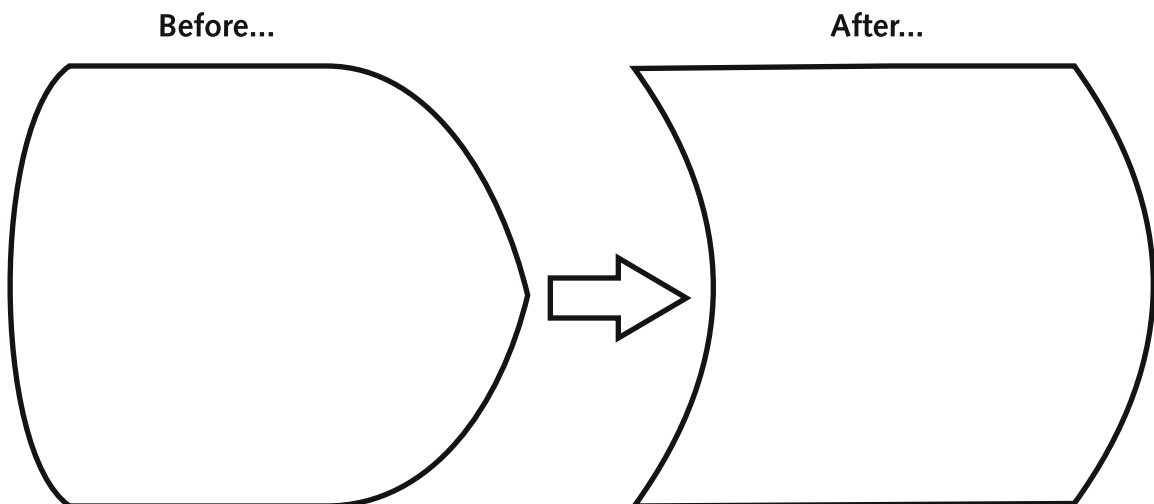
Short Answer

8. Use your own words to explain what the word "resurrect" means.
-

9. Why did Mary Magdalene and her friends go to Jesus' tomb?
-

Life Application

10. Since Jesus has power over sin and death, He can help us have victory in our daily lives. Have you experienced God's victory in your life? Please use pictures to show how God has helped you overcome a bad habit, save you from danger, make right decisions, etc.



LESSON 11

JESUS APPEARS

BEFORE YOU TEACH

Jesus' Appearances

Paul lists several resurrection appearances of Jesus to various "men" but doesn't describe them. In Matthew, Jesus appears to Mary Magdalene and another Mary at His empty tomb. Later, the eleven disciples go to a mountain in Galilee to meet Jesus, who appears to them and commissions them to baptize in the name of Jesus, and to make disciples of all people (the Great Commission).

In Luke, Jesus appears to the disciples and eats with them, demonstrating that He is flesh and bones, not a ghost. He tells them to wait in Jerusalem for the start of their mission to the world, and then He ascends into heaven. In Acts, Jesus appears to His disciples after His death and stays with them for 40 days before ascending to heaven. In John, Mary alone finds Jesus at the empty tomb, and He tells her not to touch Him because He has not yet ascended to the Father. Later, He appears to the disciples. He moves through a closed door and has "doubting Thomas" touch His wounds to demonstrate that He is flesh and bones. In a later appearance, Jesus assigns Peter the role of tending to Jesus' sheep, that is, leading Jesus' followers.

The New Testament records twelve appearances of the risen Lord:

1. To Mary Magdalene on Sunday morning (Mk 16:9-11; Jn 20:11-18)
2. To other women who had visited the tomb on Sunday morning (Mt 28:8-10; Mk 16:1-8; Lk 24:1-12; Jn 20:1-9)
3. To two disciples on their way to Emmaus on the day of His resurrection (Lk 24:13-32)
4. To Peter later on that same Sunday (Lk 24:34)
5. To the ten disciples (excluding Thomas) in the Upper Room in Jerusalem (Mk 16:14; Lk 24:36-43; Jn 20:19-25)
6. To the eleven disciples (including Thomas) in the Upper Room in Jerusalem (Jn 20:26-31)
7. To the seven disciples fishing in Galilee; Jesus also ate with them (Jn 21:1-23)
8. To the eleven disciples on the mountain in Galilee (Mt 28:16-20; Mk 16:15-18)
9. To a crowd of five hundred (1 Cor 15:6)
10. To James, Jesus' brother (1 Cor 15:7)
11. To the eleven disciples at Jesus' ascension forty days after His resurrection (Lk 24:44-49)
12. To Paul on the road to Damascus, a few years after the ascension (Acts 22:6-16)

BIBLE TEXT

Luke 24:13-35
John 21:1-17

BIBLE TRUTH

Jesus strengthened the faith of His followers by appearing to them after His resurrection.

LESSON OBJECTIVE

To grow closer to Jesus.

MEMORY VERSE

"Draw near to God
and He will draw near to you."

(James 4:8a)

PRAYER

In the name of the Lord Jesus, we pray. Thank You, Lord, for protecting us through another week. We have learned so much about Your love and sufferings for us. Please help us to come near to You so that we may be strong. We want to remain Your faithful followers until You come again. Hallelujah! Amen.

UNDERSTANDING YOUR STUDENTS

Jesus often shows up in unexpected places and at surprising times. Or maybe it seems that way because people often only look for God in spectacular miracles. When God told Elijah to wait for Him outside the cave, Elijah looked for Him in the wind, the earthquake, and the fire. He did not think that God would be in the still, small voice. Just like Elijah, the two disciples who were on their way to Emmaus didn't recognize Jesus because they weren't expecting Him to appear just like that on the road.

These experiences are very applicable to your students. Where do they look for God every day of their lives? Do they only "see" Him in miracles and in Bible stories? Is He

only with them during their prayers? It is important for them to understand that Jesus is with them at all times. He is protecting them while they go to school, play outside, or worship Him in church. God is everywhere. To help your students draw closer to God, discuss ways that He is a part of their lives. Brainstorm the many things your students can thank God for. Try to include overlooked items, such as getting home safely each day or having food to eat. When they realize that God is in every part of their daily living, they will know that miracles are happening to them every day. God isn't only in powerful and earth-shattering events; God is also with them.

VOCABULARY

foolish: silly, unwise

desert: to abandon, to leave

draw: to come closer

REVIEW

Last week, we learned about the resurrection of Jesus. Does anyone remember what "resurrect" means? [Wait for students to respond.] That's right! It means to come alive after dying. Early in the morning on Jesus' third day of death, Mary Magdalene and her friends went to Jesus' tomb. They wanted to show their love by putting spices on His body. But what did they find out after they arrived at the tomb? The tomb was empty! They all couldn't believe their eyes. An angel told them that Jesus had risen, so they quickly went to tell Peter and John what they had seen. Peter and John didn't believe at first, so they went to see for themselves. When Peter and John arrived, they saw that Jesus' body was gone. Then they believed that Jesus had resurrected.

BIBLE STORY

The Road to Emmaus

After the angels told the women about Jesus' resurrection, they went back to town to tell others. When people heard this amazing news, they were shocked and happy at the same time. Many people wondered where Jesus was now.

There happened to be two friends who were followers of Jesus walking to a town called Emmaus. They had just come from the city of Jerusalem. As they walked, they talked about this turn of events. They too wondered where Jesus could be if He was no longer in the tomb. They were still sad because they didn't really know what had happened to Jesus. Suddenly, a Man appeared and began walking with them. He looked at their sad faces and asked them, "Why are you two so sad?" One of the friends, called Cleopas, said, "You must be the only person who doesn't know what has happened in the last few days."

"What happened?" asked the Man.

"Jesus was crucified because people didn't believe He

was the Son of God. Everyone was very sad because He died on the cross," Cleopas answered. "Today is the third day since His death and something amazing has happened. Some women said angels told them this morning that Jesus is alive! When people went to look for His body, they couldn't find Him in the tomb."

The Man shook His head slightly and said, "You are foolish people. Don't you know that Jesus had to suffer death and rise again in order to complete God's plan?"

After saying this, the Man talked about God's word and explained everything concerning the life and sufferings of Jesus. He talked all the way to Emmaus. When the three people finally arrived in the town, it was already very late. The Man was about to continue walking on. Even though the friends didn't know this Man, they enjoyed His company. Since it was getting late, they decided to invite Him to stay for the night with them. The Man agreed and followed them home.

It's Jesus

After resting for a while, they sat together at a table to eat dinner. The Man took the bread and prayed to God in heaven. Then He broke and gave it to the two friends. Suddenly, the friends recognized this person. It was Jesus Himself! Then as quickly as He had come, Jesus disappeared. The two friends felt really foolish. How could they not have known it was Jesus all along? He had said so many things about the kingdom of God on their way to Emmaus. Now that they had seen Jesus for themselves, they wanted to tell the disciples that what the women had said was true! When they arrived at the disciples' house, they told them everything that had happened.

They said, "Jesus is really alive! He walked with us!" The disciples were amazed and happy. They wondered when they would be able to see Jesus, too.

The Disciples Go Fishing

One day, some of the disciples were out fishing in the Sea of Galilee. They fished all day and did not catch anything. Every time they pulled their net out of the water, it was empty. When the next morning came, they decided to go back to shore. As they came closer to land, they saw a Man standing by the shore. They didn't expect to see anyone up and out so early in the morning. Suddenly, the Man shouted to them, "Have you caught any fish?"

"No," the disciples answered.

Then the Man said something strange to them. He said, "Throw your net down on the right side of the boat and you will find some fish."

The disciples weren't sure why the Man had given those instructions. After all, they had been fishing all night and had caught nothing. But since they were already in the boat, they decided to give it one more try. They threw the net into the water on the right side of the boat as the Man had instructed. Immediately, they felt that some fish were caught in the net. Slowly, it became so heavy and full of fish that they could hardly pull it out of the water!

It's Jesus Again

At that time, John realized who the Man was.

"It's Jesus on the shore!" shouted John. When Peter heard this, he was so excited that he jumped into the water and swam all the way to shore. The other disciples brought the boat in slowly, with all the fish. When everyone found Jesus, He had already built a warm fire and was waiting for them. They sat down together and ate breakfast and talked. It felt really great to be with Jesus again.

Jesus Questions Peter

After breakfast, Jesus wanted to speak to Peter alone. Peter was a little scared. Was Jesus mad that he had denied Him three times? Peter felt sorry and guilty for deserting Jesus like that. But when Jesus spoke, He didn't sound angry. Actually, Jesus just asked a simple question.

"Peter," He asked, "Do you love Me?"

Peter was surprised at the question. Of course he loved Jesus. Even though he had denied knowing Jesus before, he still loved Him very much.

Peter answered, "You know I love You."

"Then take care of my lambs," said Jesus. Peter nodded his head.

Jesus asked Peter again, "Do you love Me?"

Peter answered, "Yes, I love You."

"Then take care of my sheep," said Jesus. Peter agreed.

Then for the third time, Jesus asked, "Peter, do you really love Me?"

Peter was a little hurt but he answered, "You know everything. Of course I love You."

"Then take care of my sheep," Jesus said for the last time.

Jesus was not mad at Peter. By saying that he loved Jesus three times, Peter showed that he really was sorry. He was ready to do God's work. Jesus told him to take care of His sheep. That meant to look after His believers. Peter would have to teach them about Jesus, help them pray, and even show them how they could help in God's work. This was an important job! Jesus made sure Peter understood the big role he would play. But this time, Peter was ready. He would not fail Jesus again!

Final Thoughts

Boys and girls, how wonderful it was for Jesus to appear to His followers! Why do you think He did that? [Encourage students to speculate.] Jesus probably wanted to comfort them, because He knew how sad His followers were after His death. Jesus also wanted them to know that He had power over death. Now that He is alive, we can count on Him to go to heaven with Him one day. Moreover, Jesus wanted to strengthen their faith. Even though it seemed that Jesus was no longer with His followers physically, He was actually with them in spirit every minute of every day, wherever they were. As our memory verse today encourages us, "Draw near to God and He will draw near to you" (James 4:8). Jesus wants us to come closer to Him, and when we do, He will abide with us every second of our life!

CHECK FOR UNDERSTANDING

1. **Where were Jesus' two followers going when Jesus appeared to them?** The town of Emmaus.
2. **What was their reaction when Jesus joined them?** They didn't recognize Jesus at first, and when they finally did, Jesus quickly disappeared.
3. **What did these two followers do after Jesus disappeared?** They were amazed and ran back to Jerusalem to tell everyone about this exciting news.
4. **Why did Jesus appear to His followers?** Jesus wanted to comfort them, to show them that He has power over death, and to strengthen their faith.
5. **What question did Jesus ask Peter three times?** "Do you love Me?"
6. **What did Jesus want Peter to do after asking him the above question three times?** Jesus wanted Peter to take care of His believers.
7. **How can we draw near to Jesus in our everyday life?** We can pray to Him, read the Bible, and go to church as often as we can.

MEMORY VERSE PRACTICE

Please reinforce the memory verse every week.
You can practice the memory verse with your students anytime during class.

"Draw near to God and He will draw near to you." (James 4:8a)

SPIRITUAL TEACHING & LIFE APPLICATION

1. We must strive to increase our understanding of God's word

After Jesus died on the cross, His disciples were filled with sadness. They did not understand why Jesus had to die. Even when they found out that His tomb was empty, they did not understand that Jesus had come back to life. On the road to Emmaus, the two disciples were sad and confused about everything that had happened in the past three days. From this, we can see that Jesus' disciples were no more special than any other followers of God, including us. There were times when they felt discouraged and hopeless, too! But at this time, Jesus appeared and explained everything to them. Using words from the Bible, Jesus explained to them, "Don't you see that everything had been planned? The Son of God must suffer these things in order to enter into His glory!" Indeed, all the answers were in the Scripture! The disciples were no longer confused.

Today, when we have questions, or are confused and without hope, we can also go to the Scripture and find help. If the disciples understood the words in the Bible at that time, they would have recognized Jesus as soon as they saw Him. But instead, they were "blinded" by their own confusion and doubt. If we take the time to read the Bible and study it, we will find that the word of God is alive. We will find meaning in God's word, and it will fill our hearts. At that time, you will realize that God is so close to us. His presence surrounds us, and His Spirit lives

within our hearts. Many pastors say that they are still learning and experiencing God each time they read the Bible, even though they've studied it their entire lives. Why? Because the word of God is living. It can relate to the people in the past, as well as to us today. It gives us constant hope. It is meaningful to us. The wisdom of God is limitless. It gives answers to everything we encounter in life. It will always be useful for us. If we want to draw closer to God, we must spend time in the word. Let me share a testimony with you from one of our church members.

Many years ago, Helen's mom suffered from a serious illness. Since Helen had to work during the week, she hired a helper to take care of her mom. At that time, Helen's mom spent a lot of time praying and reading the Bible. She also shared many things that she learned from the Bible with her helper who was always with her at that time. Gradually, this helper began to learn about God. She also witnessed the comfort and care that God had given Helen's family during this difficult time for them. She was very curious about who God is. One day, she said to Helen and her mom, "I really want to know more about God. Can you tell me more about who He is and what He does?" That day, Helen gave this helper a Bible and said to her, "In order to know God, you

have to first understand who Jesus is. You can read about Him in the gospel books: Matthew, Mark, Luke, and John.” That night, this helper immediately started reading the Bible. She read a few chapters every night before she went to bed. One day, as she was reading about Jesus’ crucifixion, something miraculous happened! While her eyes were still looking at the Bible, she witnessed Jesus on the cross in front of her in a vision! She was instantly moved to tears, not only because she saw how cruelly Jesus was being put to death but also because she felt deeply and understood for the first time that Jesus suffered for her sins. It was at that moment when everything she read from the Bible became alive for her. After that vision, this

helper continued to study the Bible, and she also began coming to church. Few months later, she was baptized into the True Jesus Church. Thank God!

Experiencing God requires us to study and understand the Bible. Not everyone will see visions like this helper did, but God will show us what He wants us to understand in one way or another. The bottom line is that we have to open our hearts and be willing to receive the word of God. If we want to be like Jesus’ disciples who later became very important workers for the Lord, we must spend time in the word. Jesus is very near... Are you ready to experience Him through His word?

2. Experiencing God’s word within our hearts

Now, let’s talk about what it is like to experience God through His word. When we understand God’s word, our eyes will be opened to something that will feel extremely meaningful to us. We will be deeply convicted. It is almost a “burning” within our hearts! This excitement and joy that understanding the word of God brings is different than simply learning something new. The Bible says, “Your word is a lamp to my feet and a light to my path” (Ps 119:105). Understanding the word of God is like having a flashlight. When we come to understand the word of God, we receive sufficient light to help us see the path ahead of us that says “God’s Way.” Throughout our lives, we will need much light to help us find and follow the path that leads us to the kingdom of God. There is only one path and the only thing that gives light to help us get us there is the knowledge of God. While learning other things may help us achieve more in this life, only the word of God teaches us the way to eternal life, which is much more valuable. Let me share a testimony with you.

For many years, David lived very far away from church. Because of the far distance, he only used to go to church every one to two months. At that time, he never thought about moving closer to church. In his mind, relocating meant finding a new school for each of his three kids, finding a new job, and moving everything they have in the house to a new house far, far away. It just didn’t seem to make sense for him to go through all this trouble in order to be able attend church services on Saturday.

One Saturday, David drove four hours to church in the morning to attend Sabbath. His children attended R.E. classes while he and his wife were listening to a sermon. That day, David and his wife learned about placing God first in life. Matthew 6:33 says, “Seek first the kingdom of God and His righteousness, and all these things shall be added to you.” Even though they didn’t talk to each other during the sermon, later

they found out that they both received the same message that day—they haven’t put God first in their lives because they chose to remain in their comfortable life instead of moving closer to the church of God. After the service, David asked his children, “So, what did you learn during R.E. class?” They responded, “We didn’t really follow because we weren’t here for the previous lessons...” It was that moment that really struck David and his wife. They realized that by bringing their children to church only once every one to two months, they were putting their faith in jeopardy. They finally understood that putting God first in their lives required them to come out of their comfort zone and do work for the Lord.

In the following weeks, David and his wife prayed a lot together. They both had a burning desire in their hearts to put God first in their lives by relocating to somewhere closer to the church. Even though this had always seemed like a big hassle for them before, they were now very excited about moving because they couldn’t wait to go to church every Saturday.

Their understanding of putting God first in their lives was no longer the same. They learned that God is the top priority in their lives and that their decision to relocate was right. After a few months of hard work, David’s family finally moved. They go to church every Saturday, and their children have not missed an R.E. class since.

3. Drawing closer to God each day

The Bible says, "Draw near to God and He will draw near to you" (Jas 4:8). Today, if we really want to understand God and His word, we must strive to draw closer to Him in our daily lives. God's presence surrounds us every day; it is up to us if we are willing to receive Him into our hearts and experience Him. If we constantly draw closer to God, we will be able to build a stronger relationship with Him. Let me share with you four easy steps that allow us to experience God each day!

1. Prepare your heart

In order to draw closer to God, we must first prepare our hearts... Something has to happen deep within us if we are going to experience Him. If we really want God to give us something new, we must realize that it will only happen when we take the time to prepare our hearts. There may be things in our heart that can prevent us from drawing closer to God. We need to put away the worldly things first. Can you give examples of worldly things you should put away when you prepare to pray to God, and when you come to church to worship Him? (Possible answers: Watching TV, playing electronic games or computer games, hanging out with worldly friends and chatting about useless or even unedifying things that do not please God, etc.)

2. Draw near to God in prayer

We need to pour out our heart to Him in prayer if we want to draw closer to Him. God looks for ways to reach into our hearts and do a greater work in our lives. One way is for us to separate from the world and spend time alone with Him, putting away some of those things that take so much of our time. If we spend more time in prayer, it gives God an opportunity to come near and visit us. How much time do you spend a day praying to God? Are you

really communicating with God during the time when you pray or are you simply going through the routine, perhaps as required by your parents?

3. Study God's Word

Now, besides spending time in prayer, we also need to spend time in the word. If we take time to read the Bible and to study it, we will find that, all at once, it becomes alive to us. There will be something about it that draws us to it, something that enriches our heart. One way to draw closer to God is to enlarge our understanding of Him and His teachings. This is very important. Can you list one incident where the teaching of God helped you or comforted you?

4. Lay Aside Meaningless Things

What does God do with His free time? Does He do meaningless things? God doesn't waste His time. We can't quiet our hearts while we are watching TV, browsing the Internet, or playing video games. These things will only rob us of seeking God and rob us of drawing closer to Him. If you really want to draw nearer to God, distance yourself from all the things that are meaningless. Those things will only cause greed and foolishness to settle in your heart. Redeem that idle time, giving yourself over to God and earnestly seeking Him. What are some activities that you can do in your free time that will nourish your soul, instead of causing your minds to be more restless? (Possible answers: Reading, playing some musical instrument, doing some crafts, gardening, taking a walk and enjoying God's creation, etc.)

"Draw near to God and He will draw near to you..." Let us continue to seek after God and enjoy new experiences with Him every day!

HOMWORK ANSWER KEY

1. Emmaus
2. Jerusalem
3. three
4. False; He walked the entire journey with them.
5. True
6. True
7. True
8. False; He told Peter to take care of all His sheep.
9. A. Prepare my heart; B. Study God's word; C. Draw near to God in prayer; D. Set aside meaningless things
10. Answers may vary.

ACTIVITY

1**Being Close to God****Objective:** To illustrate that the closer the students are to God, the stronger their relationship with Him will be.**Instructions**

1. First, divide the students equally and have them stand in two lines, facing each other, about 10 feet apart. Each student will need to be facing another student.
2. The students will be tossing a piece of popcorn back and forth to the person across from them. If you have an odd number of students, the extra student can count the number of successful catches.
3. Give all the students in the first row, called "Row A", a piece of popcorn. Instruct the students that on your signal, they will toss the piece of popcorn 10 feet across the aisle to the person directly facing them in "Row B."
4. Instruct the older students to use only one hand to toss or to catch the popcorn. Tell the students that the popcorn in this activity represents our relationship with God.
5. Give the signal and have the students toss the popcorn. Many of the tosses will fall short since the students are so far apart. Record the number of successful throws on a chalkboard or whiteboard.
6. Make sure each student in "Row B" has a piece of popcorn. Each student in "Row B" will take one step towards "Row A." Then on your signal, have the students toss the popcorn again.
7. Once again, record the number of successful throws on a chalkboard or whiteboard. Do this several more times, each time taking one step closer until the two rows are together. Once together, the students can simply drop the popcorn into the hands of the other person, resulting in no misses.

Explain that our relationship with God is similar to what we just did. The further away the students were from each other, the harder it was for them to catch the popcorn. Likewise, the further we are from God, the harder it is to have a relationship with God. On the other hand, the closer we are to God, the easier it will be to have a strong relationship with Him. How can we get closer to God? We can get closer to God by reading the Bible, praying, singing praises, and doing things that show our obedience to Him.

2**What Happened?****Objective:** To remind students that Jesus rose from the dead after three days.**Materials**

- Envelopes
- Stamps
- Pencils
- Markers

Instructions

1. Tell the students that they will be writing a thank you letter to a brother or sister in church who has helped them learn more about Jesus. It can be a pastor, another teacher, a parent or grandparent, or even a friend.
2. Brainstorm as a class what kinds of words can be used.
3. Help them by giving them some starter phrases.
4. Once the students have an idea in their head, provide each student with a piece of paper for them to write the letter.
5. Afterward, provide envelopes and stamps so that the students can mail these notes out the same day. The students can give it directly to the person, if possible.

E1 Year 3 Book 2 Lesson 11—Jesus Appears

Homework Assignment

Name: _____ Parent signature: _____ Date: _____

Bible Truth: Jesus strengthened the faith of His followers by appearing to them after His resurrection.

Lesson Objective: To grow closer to Jesus.

Bible Reading: Please put a checkmark in the space when you complete the reading each day.

Prayer: Please put a checkmark in the space on the days you prayed to God.

	Sun	Mon	Tue	Wed	Thu	Fri	Sat
Bible Reading							
Prayer							

Memory Verse

Please write down this week's memory verse.

(James 4:8a)

What I Learned from the Bible This Week

1. _____
2. _____
3. _____

Homework Assignment

Understanding What You Have Learned

Fill In the Blank

three Emmaus Jerusalem

1. Two followers of Jesus were going to the town of _____ when Jesus appeared to them.
2. When they found out that the Man was Jesus, they ran back to _____ to tell the disciples.
3. Jesus asked Peter _____ times if Peter loved Him.

True or False

4. Jesus got mad at the followers because they didn't recognize Him. _____
5. The disciples were fishing when Jesus appeared to them. _____
6. Peter felt very bad when Jesus asked him if he loved Jesus. _____
7. Peter really loved Jesus even though he denied Him three times. _____
8. Jesus told Peter to take care of only some of His sheep. _____

Short Answer

9. What can you do for Jesus today to show that you love Him? List at least 3 things that you've learned from the Life Application.

Life Application

10. If you want to start building a strong relationship with God, you've got to do something each day. Think of things you can do each day next week to draw closer to God, and write them down in this weekly plan below.

My One-Week Plan to Draw Closer to God

Sunday	
Monday	
Tuesday	
Wednesday	
Thursday	
Friday	
Saturday	

LESSON 12

THE GREAT COMMISSION

BEFORE YOU TEACH

Jesus' Disciples

Not long after Jesus started His ministry, He chose twelve people to be His disciples. From then onwards, the twelve disciples experienced life daily as Jesus' close companions. They followed Him wherever He went, assisted with His work, witnessed His miracles and listened to His teachings. Among them, Peter, James, and John were considered the closest within the inner circle of Jesus' followers.

The names of the twelve disciples are recorded in Matthew 10:2-4, Mark 3:16-19, Luke 6:14-16 and Acts 1:13. Although they appear in slightly different order, it is interesting to note that each list begins with Simon Peter and ends with Judas Iscariot (except for Acts 1 since Judas had already killed himself by then). The list of the twelve apostles as described in Matthew is: Simon Peter, Andrew, James, John, Philip, Bartholomew, Thomas, Matthew, James (of Alphaeus), Thaddeus (also known as Judas of James), Simon (the Cananite or Zealot) and Judas Iscariot.

The twelve disciples were also known later as the Apostles. The general meaning of apostle means "to send forth." Since they personally witnessed Jesus' death and resurrection, the apostles were sent by Jesus to preach about His salvation. The Apostles were to lead others to be faithful and lifelong followers of Jesus, just as they were. As teachers today, not only should we be exemplary in following Jesus' footsteps, we should also lead our students so that they can grow to become faithful disciples of the Lord.

UNDERSTANDING YOUR STUDENTS

We live in a society where the majority subscribes to the concept of "seeing is believing." Many in this world probably feel the same way as Thomas felt when he asked to see Jesus' wounds. Thomas wanted proof, something that he could see and touch for himself. But Jesus reminded him that, "Blessed are those who have not seen and yet have believed."

Most of our students have likely been baptized through their parents and have yet to fully appreciate the saving power of Jesus. Jesus' ascension and second coming may seem abstract or distant to them. Remind the students that Jesus will abundantly bless those who have unwavering faith. Help our students to develop their faith such that they are able to progress to believing the things that are unseen. When our students have more conviction about Jesus' salvation and promise, they will gradually develop a sense of commission to testify for Jesus and to serve Him.

BIBLE TEXT

Matthew 28:16-20; Mark 16:14-20
 Luke 24:36-53; John 20:19-29
 John 21:1-18; Acts 1:1-11

BIBLE TRUTH

Jesus ascended to heaven but will return one day to reward those who have fulfilled His commission.

LESSON OBJECTIVES

1. To remember our commission to share the good news of Jesus with others and to be concerned over our brethren.
2. To achieve our commission through the power and the strength of the Holy Spirit.

MEMORY VERSE

"But you shall receive power when the Holy Spirit has come upon on you."

(Acts 1:8a)

PRAYER

In the name of the Lord Jesus, we pray. Lord, we thank You that many years ago, You came to this world to save us so that we can go to heaven. Today, we will learn about Your last few days on earth, and about how before You went back to heaven, You instructed us to do two important things for You. Please fill us with Your strength and the power of the Holy Spirit so that we are able to do Your will. May all the glory be given to You. Hallelujah! Amen.

VOCABULARY

commission: an order to do something
ascend: to rise, go up
witness: to testify
resurrected: to have risen from the dead

REVIEW

Last week, we learned about who Jesus appeared to after He resurrected. He appeared to a few people to show them that He was really alive again. He appeared to two of His followers who were on their way to Emmaus. Did they immediately recognize that the person with them was Jesus? No, they didn't. They walked together for the entire trip, and it was not until they ate dinner that the two friends realized that the Man was Jesus. After that, Jesus disappeared. They were so happy that they ran all the way back to Jerusalem to tell the disciples.

BIBLE STORY

Jesus Appears Again

After Jesus resurrected, He appeared quite a few times to His disciples and followers. Each time they saw Jesus, they were glad because they knew that Jesus was really alive.

One time, Jesus appeared to His disciples while they were gathered together in a house. The door was locked because the disciples were afraid of the Jews who might come and take them away because of their association with Jesus. As they were talking among themselves, Jesus suddenly appeared and said, "Peace to you!"

Can you imagine how surprised the disciples must have been? Imagine if one day, you were at home having dinner with your family, and Jesus suddenly appeared in your home. How would you feel? [Let students answer.] The disciples weren't sure if it was really Jesus and were quite scared. They were probably wondering, "How did He get in the house? Wasn't the door locked?" But Jesus knew what they were thinking and said, "Don't be afraid." He then showed them His hands and feet, saying, "I am not a ghost. Look here at the marks on My hands and feet. Touch Me. Ghosts don't have bodies like Mine."

The disciples took a closer look and realized that it was Jesus. They were so happy that He was with them. He sat down and talked to them. He even ate some food. The disciples were really glad that they could spend time with Jesus.

Thomas' Unbelief

Now one of the disciples was not there when Jesus appeared. Do you know which disciple this was? It was Thomas. When Thomas came back, the other disciples told him that Jesus had just been with them. But Thomas didn't believe them. Why do you think Thomas didn't believe them? [Let students give some possible reasons.] Let's see what Thomas said. "Unless I see in His hands the print of the nails, and put my finger into the print of the nails, and

put my hand into His side, I will not believe." The rest of the disciples tried to convince him that they really had been with Jesus, but Thomas wouldn't change his mind.

About one week later, all of the disciples were in the house again. This time, Thomas was together with them. Suddenly, Jesus appeared among them. "Peace to you!" said Jesus. Then He turned to Thomas and said, "Reach your finger here, and look at My hands; and reach your hand here, and put it into My side. Do not be unbelieving, but believing." Then Thomas cried out, "My Lord and my God!" This meant that Thomas finally believed that the man standing before him was his Lord Jesus. Jesus said, "Thomas, because you have seen Me, you have believed. Blessed are those who have not seen and yet have believed."

Jesus' Prepares Breakfast for the Disciples

Later on, Jesus appeared to the disciples one morning by the Sea of Tiberias. The disciples had been on a fishing boat all night but they were not able to catch any fish. Jesus stood by the shore and asked if they had caught any fish. "No," they said dejectedly, without realizing that it was Jesus talking to them. "Throw your net to the other side of the boat, there will be fish there," Jesus said. The disciples did as they were told and they caught a net full of fish! One hundred and fifty-three in all! Even more amazing was that even though the net was so full that they could not haul it on board their boat, the net did not break! The disciples started to recognize that it was Jesus who spoke to them. After a disciple told Peter that it was Jesus, he quickly put his outer clothes on and jumped into the sea. The others made their way to the shore in the boat, dragging along the full net of fish. When they came on shore, Jesus said to them, "Come and eat breakfast." He had already prepared something for them to eat. Do you know what the disciples had for breakfast that day?

They had fish and bread that were cooked on top of burning coals, all prepared by the Lord Jesus!

Jesus' Instructions to Peter

After they finished their breakfast, Jesus asked Peter the same question three times.

"Simon, son of Jonah, do you love Me more than these?" Peter replied, "Yes, Lord; You know that I love You."

"Feed My lambs," Jesus then answered.

Jesus asked a second time. "Simon, son of Jonah, do you love Me?"

Again, Peter replied, "Yes, Lord; You know that I love You."

This time, Jesus answered, "Tend My sheep."

For one last time, Jesus asked the same question.

"Simon, son of Jonah, do you love Me?"

Peter, sorrowful because Jesus had asked him the same question three times, answered, "Lord, You know all things; You know that I love You."

And to that, Jesus said, "Feed My sheep."

Jesus repeatedly asked Peter if he loved Him because He wanted Peter to know that loving Jesus also meant loving Jesus' lambs and sheep. Peter needed to look after and care for them just as Jesus did. Who are the lambs and sheep? They are our brothers and sisters in church, the young and the elderly, the strong and the weak. After asking him to take care of His flock, Jesus then told Peter what would happen to him in the future, that people would take him to places he did not want to go. But Jesus encouraged Peter to follow Jesus no matter what would happen to him in the end.

After seeing Jesus all these times, the disciples now fully believed that Jesus was really alive. They weren't surprised or scared anymore to see Him. Even when He

wasn't with them, they knew that He was there in spirit because Jesus had promised to be with them always. This gave them strength to continue to be Jesus' disciples.

Jesus Commissions the Disciples to Preach

About forty days after His resurrection, Jesus knew that His time on earth was nearing the end and that He would be returning to heaven. He wanted to give some last important instructions to His disciples before leaving. He told them to meet Him on a mountain in Galilee. When everyone had arrived, Jesus appeared and spoke to them.

Jesus pointed to the land around Him. He said to the disciples, "Go into all the world and preach the gospel to every creature. Tell them that I am the Savior. Help them learn about Me and teach them to obey Me. But first, wait for the power from above, the power of the Holy Spirit, to come upon you, before you go out to preach." The disciples listened to Jesus carefully as He was giving them these important instructions. After Jesus had finished speaking to them, He ascended into heaven.

The disciples were sad that Jesus was really gone. But at the same time, they were also joyful. Why? Because they were confident that He would come back one day, just as He promised. They returned to Jerusalem with great joy. Finally, after spending all this time with Jesus, they understood why He had chosen them to be His disciples. Jesus had entrusted them with very important work, so they decided to do what Jesus had commanded them to do. But first they needed strength from God. They waited in Jerusalem patiently for the Holy Spirit to come and help them, as Jesus had instructed. They knew that with the power of the Holy Spirit, they would be able to witness and work for Jesus, and when the Spirit had come upon them, they went out and preached the gospel everywhere.

CHECK FOR UNDERSTANDING

1. Jesus showed His disciples the nail marks on His _____ (hands) and _____ (feet).
2. Jesus said, "Blessed are those who have not seen and yet have _____ (believed)."
3. Jesus told His disciples to wait for the _____ (Holy Spirit) to come so that it could help give them the strength to preach.
4. Jesus wants all of us to preach His good news. True.
5. Jesus asked Peter "Do you love Me?" only once. False; He asked him three times.
6. What were Jesus' instructions to Peter?
 - a. Tend My sheep
 - b. Feed My sheep
 - c. Feed My lambs
 - d. All of the above

MEMORY VERSE PRACTICE

Please reinforce the memory verse every week.
You can practice the memory verse with your students anytime during class.

"But you shall receive power when the Holy Spirit has come upon on you." (Acts 1:8a)

SPIRITUAL TEACHING & LIFE APPLICATION

We are to preach the word of God

Before Jesus left the disciples, He gave them two very important tasks to do. Do you remember what they were?

- (1) To help others know that Jesus is the Savior and that they should obey Him.
- (2) To show love, care, and concern for their brothers and sisters.

Today, we should also keep these two things in mind and do them whenever we can. As Jesus' disciples, we are to preach the message of God both in words and in actions. That said, not only should we tell our friends about Jesus, we also need to shine His light through the ways we live a Christian life. On one hand, we need to preach God's salvation plan—to repent, to believe, to be baptized, and to pray for the Holy Spirit! On the other hand, we need to be a good Christian example for others—to show love, care, and spiritual support to them. If we do all this, we can also become like Jesus' disciples who later became very important workers for the church.

[Ask the students to go through the following list and indicate whether these actions will "help" us with or "hinder" the two important tasks above.] How can we fulfill the commission that the Lord Jesus has entrusted to us?

When we do this...	Does it "help" or "hinder" us from fulfilling our commission?
Make fun of another classmate because of how they dress or look	
Pray for our family and friends who are not church members yet	
Disrupt our parents instead of sit calmly next to them when relatives come to visit	
Read the Bible every day to understand more about God	
Pray for ourselves and others to receive the Holy Spirit	
Throw a tantrum in the shopping mall when Dad or Mom does not buy the things we want	
Tell our friends about how Jesus has helped us and our family	
Make fun of the teacher who is sick and keeps sneezing and blowing her nose	
Offer up our seat on the bus or train for the elderly or those with special needs	
Share our hymn book or Bible with someone new to church or RE class	

Our work as Jesus' disciples will always be remembered and rewarded by God. Revelation 22:12, 14 says, "And behold, I am coming quickly, and My reward is with Me, to give to every one according to his work. Blessed are those who do His commandments, that they may have the right to the tree of life, and may enter through the gates into the city." This city refers to the kingdom of heaven. If we do our best to fulfill the great commission that Jesus has entrusted to us in this life, He has promised to take us with Him to the everlasting kingdom at the time of His second coming.

Now, let me share a testimony with you:

A BROKEN LEG

When I was seven years old, I was playing with my sister one day, and I accidentally fell down from the chair. My father immediately took me to the hospital where the doctor told us that my left leg was broken and that I would be completely healed within two weeks. Unexpectedly, we soon found out that the doctor had misdiagnosed my injury and that the resulting treatment had caused my left leg to be paralyzed. My parents brought me to a different hospital, and I had an emergency surgery there on my left leg. Unfortunately, my situation did not get better. I underwent yet another surgery after two weeks of close observation since my leg had shown no sign of recovery. My family was hopeful that there would be good news, but it turned out the doctors concluded that the only course of action after all was to amputate my leg, meaning, to cut it off. And because of my infection that caused me to have high fevers, my parents only had three days to make a decision as my life would be in danger beyond that time. When I awoke from my last surgery and was back in my room, I remember seeing my parents crying. Their sorrow that day is something that I can never forget. It was as if there was no hope left. Since my family was Buddhist, my seventy-year-old grandfather went around to many temples to burn incense and pray for me. However, my condition didn't improve. It became worse and worse. My whole family was extremely sad and worried.

INTRODUCED TO THE TRUTH

Under the arrangement of God, my aunt came to

preach the gospel to us at this time. She was a member of True Jesus Church, and she shared many testimonies with us that encouraged us to seek God's help when we were completely hopeless. Other church members also came to the hospital to visit and pray for me.

As my parents began to have a deeper understanding of God through these visitations, my father attended the Spiritual Convocation one night that happened to be at Taipei Church. Miraculously, when the nurse took my temperature that night, it was down to normal even though the medication had not been changed. The doctors also found out the next day when they were changing bandages on my leg that there might be hope for recovery without amputating my leg. We knew that God had heard our prayers because my condition started to improve steadily ever since my father began to go to church.

In the end, one of the church sisters introduced us to another doctor who later operated on my leg, and I was completely healed. I thank the almighty God that at the time of my despair and hopelessness, He stretched out His hand to me and saved me. Not only so, God manifested His power in me so that my family got to know Him through my broken leg. Not only did He give me peace, He gave my family faith. Knowing God is my greatest joy, and I truly thank Him for allowing me to experience His amazing love and grace. May all the glory be unto the true God in heaven. Amen.

*Abridged testimony
Maggie Tsou—Garden Grove, California, USA*

Students, the great commission that Jesus gave to His disciples has been entrusted to us also. It is important for us to keep in mind that we must always stay in the truth and preach only according to the Bible. Even though Jesus' disciples encountered many difficulties during their ministries, they always spoke the truth boldly, proclaiming Jesus as their Savior. Are you ready to work for the Lord?

HOMEWORK ANSWER KEY

1. After Jesus resurrected, He could appear at any time and any place and could even go through walls. The disciples were not sure that it was really Jesus who had resurrected. They thought that He was a ghost.
2. To preach the good news about Jesus and to look after His sheep.
3. He teaches us and helps us do what Jesus wants us to do. The Holy Spirit is also the guarantee for us to go to heaven.
4. Yes, Jesus will definitely come back one day. This is what He had promised, and He would never break His promises. He is not here yet because many of us are not ready yet. Also, He wants to give us more time so that more people can come to know Him and get ready for His return.
5. False; He appeared when they were fishing in the Sea of Tiberias.
6. B
7. D
8. B
9. A
10. "But you shall receive power when the Holy Spirit has come upon on you." (Acts 1:8a)

ACTIVITY

I Can Contribute to the African Ministry!

Objective: To review the lesson and encourage the students to help out.

Today, we're going to play a review activity to see how much you remember. When your team answers a question correctly, you will get points. Each team will use these points to buy things for their missionary. Missionaries need many things to help the church members. They need food and water, housing, training, Bibles, and money to buy plane tickets to get to the faraway countries. It might also be helpful for a missionary to have a bicycle to travel from town to town. It would be wonderful if you had enough points to help the missionaries build a new church.

Bicycle to get from town to town	10 points
Food to eat and water to drink	30 points
Shelter in which to live	50 points
Missionary training	100 points
Bibles to hand out	200 points
Plane ticket	300 points
Money and resources to build a new church	400 points

Instructions

1. Using index cards, make question cards for each question below, using the blank side for the point value and the lined side for the question.
2. Tape all the questions on the white board so that the students can see the point values.
3. Post the list of things the students can do for the missionaries on the board. Make the list large enough for the students to be able to read the list and the point values. Tell them that their goal is to do as many things as possible for the missionaries by earning as many points as they can. If a team earns 400, then everything can be done!
4. Let the two teams play a game of rock-paper-scissors to see which team goes first.
5. Allow the first team to choose a question to answer. Give the students some time to think before they answer. Encourage the teams to work together to come up with the answer.
6. If they answer correctly, they get the number of points shown on the card. If they answer incorrectly, the other team gets a chance to answer the question and steal the points. The teams then take turns to answer the questions, with each team having the opportunity to steal their opponent's question.

7. Put the index card back onto the board, under the team name, to keep track of which team answered what.
8. When all the questions have been answered correctly, tally up the points and see which team has helped the missionaries the most. If there is a tie, the team that correctly answered the most difficult question wins.

10 pts **On which day did Jesus rise from the dead?** *He rose from the dead on the 3rd day.*

15 pts **Where was Jesus buried after His death?** *In a nearby tomb that had been carved out of a rock.*

20 pts **Where were Jesus' two followers going when Jesus appeared to them?** *The town of Emmaus.*

30 pts **What question did Jesus ask Peter three times?** *"Do you love Me?"*

What were Jesus' instructions to Peter?

- 40 pts
- a. Tend My sheep
 - b. Feed My sheep
 - c. Feed My lambs
 - d. All of the above

60 pts **What did Mary and her friends discover when they went to the tomb?**
They discovered that Jesus was missing.

80 pts **Jesus went back to heaven _____ days after He resurrected.**

- a. 40
- b. 30
- c. 20
- d. 10

100 pts **What does "resurrect" mean?** *It means to come back to life after dying.*

150 pts **Jesus said, "Blessed are those who have not seen and yet have _____ (believed).**

250 pts **What did Jesus tell the disciples before He went back to heaven?** *Jesus told His disciples to wait for the Holy Spirit to come so that He could help give them the strength to preach.*

E1 Year 3 Book 2 Lesson 12—The Great Commission

Homework Assignment

Name: _____ Parent signature: _____ Date: _____

Bible Truth: Jesus ascended to heaven but will return one day to reward those who have fulfilled His commission.

Lesson Objectives: 1. To remember our commission to share the good news of Jesus with others and to be concerned over our brethren.
 2. To achieve our commission through the power and the strength of the Holy Spirit.

Bible Reading: Please put a check mark in the space when you complete the reading each day.

Prayer: Please put a check mark in the space on the days you prayed to God.

	Sun	Mon	Tue	Wed	Thu	Fri	Sat
Bible Reading							
Prayer							

Memory Verse

Please write down this week's memory verse.

(Acts 1:8a)

What I Learned from the Bible This Week

1. _____
2. _____
3. _____

Homework Assignment

Understanding What You Have Learned

Short Answer

1. Why were the disciples afraid when they saw Jesus?

2. What did Jesus tell the disciples before He went back to heaven?

3. Why is the Holy Spirit important?

4. Will Jesus definitely come back one day?

5. True or False

Jesus appeared to His disciples when they were fishing in the Dead Sea. _____

Multiple Choice

6. _____ : Which disciple did not believe that Jesus had resurrected?

- a. John
- b. Thomas
- c. Peter
- d. Andrew

7. _____ : After Jesus told the disciples where to throw their net, they caught _____ large fish!

- a. 42
- b. 67
- c. 138
- d. 153

8. _____ : Jesus prepared a breakfast of _____ for the disciples to eat.

- a. Raw fish and fried vegetables
- b. Fish and bread cooked on burning coals
- c. Only fish
- d. Only bread

9. _____ : Jesus went back to heaven _____ days after He resurrected.

- a. 40
- b. 30
- c. 20
- d. 10

10. **Unscramble the following words to form this week's memory verse.**

you shall receive when the "But power Holy Spirit on you." has come upon (Acts 1:8a)

LESSON 13

REVIEW



This lesson is meant for review purposes. There are many ways to conduct a review. Here are some ideas for you.

1. It can be in a standard test format. Elementary 1 students should be able to answer the following types of questions without much difficulty: true or false, fill in the blank, and short answer. Depending on your class's needs, feel free to create your own test by selecting questions found in the **Check for Understanding** section of each lesson. Alternatively, you can look through some of the **homework assignments** for ideas. Be sure to think about **life application questions** in addition to the knowledge-based ones. Never forget to ask the students to remember the **memory verses** that they have learned.
2. The review can be done as a game. Playing games is a fun way to share information. It can be a simple game like Jeopardy or a race to the finish line (moving spaces as students take turns to say the correct answer). Students can also create their own questions and quiz each other. The possibilities are endless!
3. You can think of this class as a brand new lesson. You can select certain characters to study and compare, or themes to look at to review the whole quarter. Look at the memory verses and see how they can be a springboard into a review. These require a little bit of work on your part, but it can be a rewarding way to tie up the past twelve weeks.

Finally, remember to soak in the words of God. After reviewing God's wonderful teachings, have a small snack fellowship. Sing hymns, or go outside and enjoy His creations. You can do a play that sums up the learning that has taken place. And don't forget that you work with a wonderful group of teachers. Brainstorm with your fellow RE workers for fantastic ideas to end your quarter. May God remember all your labor for Him.

For those teachers who have great ideas as to how to review all twelve lessons, we welcome you to email USGA with all the details. We can upload your ideas to the RE link and let other teachers share your creativity.

REVIEW ANSWER KEY

Jesus' Last Days

From top to bottom: 2, 8, 1, 7, 9, 3, 10, 6, 4, 5

True or False?

- | | | | | |
|----------|----------|----------|----------|----------|
| 1. False | 2. False | 3. True | 4. True | 5. True |
| 6. False | 7. True | 8. False | 9. False | 10. True |

Complete the Memory Verses!

1. praise, Psalm
2. receive, Holy Spirit
3. born, Spirit, kingdom
4. demonstrates, sinners, died, Romans
5. Love, loved
6. James
7. desires, servant, Mark
8. body, remembrance, Luke

Multiple Choice

1. B
2. C
3. B
4. A
5. B
6. A
7. C
8. A
9. A
10. B

Short Answer

1. a. Tell God that we love Him.
b. Do what God tells us.
c. Show love to others.
2. a. Walk with faith.
b. Love one another.
c. Be filled with the Holy Spirit.
3. To come back to life after dying.
4. "Do you love Me?"
5. Our sins are forgiven through water baptism, and we must receive water baptism in order to enter heaven.
6. Receive baptism, obey the truth, and pray with faith.

JESUS' LAST DAYS

Put the events in order using the numbers 1 to 10. The first event has been numbered for you.

- | | |
|---|--------------|
| A large crowd carrying swords and clubs came towards Him and His disciples. | _____ |
| Peter went back and snuck into the courtyard of Caiaphas' house. | _____ |
| Jesus prayed in the garden of Gethsemane. | <u> 1 </u> |
| The disciples felt lost and scared, and they all ran away. | _____ |
| Someone recognized Peter, but he denied knowing Jesus three times. | _____ |
| Judas went up to Jesus and greeted Him with a kiss. | _____ |
| When the rooster crowed, Jesus turned and looked at Peter; Peter wept with guilt. | _____ |
| Jesus ordered everyone to put their swords away. | _____ |
| The soldiers grabbed Jesus and arrested Him. | _____ |
| One disciple cut off the ear of the high priest's servant with a sword. | _____ |

TRUE OR FALSE?

Write **True** or **False** beside each sentence.

1. _____ : The three disciples prayed earnestly with Jesus in the garden of Gethsemane.
2. _____ : Jesus did not wash Judas' feet.
3. _____ : Jesus wants us to be servants in order to become the greatest in God's eyes.
4. _____ : The disciples were fishing when Jesus appeared to them after His resurrection.
5. _____ : Pilate released Barabbas instead of Jesus.
6. _____ : Jesus rode a horse into Jerusalem.
7. _____ : Jesus died to save people from their sins.
8. _____ : To protect their firstborn from being killed, the Israelites had to sprinkle lamb's blood on the floor of their houses.
9. _____ : During Holy Communion, we eat unleavened bread and drink apple juice.
10. _____ : Nicodemus knew that Jesus had great power and was a Teacher sent by God to help people.

COMPLETE THE MEMORY VERSE!

Fill in the blanks using words from the word bank. Each word should only be used once.

Spirit	demonstrates	Mark	body	loved	Luke	Holy Spirit
born	remembrance	Love	sinners	Psalm	receive	servant
James	kingdom	died	desires	praise	Romans	

1. "I will sing _____ to Your name, O Most High." (_____ 9:2b)
2. "But you shall _____ power when the _____ has come upon you." (Acts 1:8a)
3. "Unless one is _____ of water and the _____, he cannot enter the _____ of God." (John 3:5)
4. "But God _____ His own love toward us, in that while we were still _____, Christ _____ for us." (_____ 5:8)
5. "_____ one another; as I have _____ you." (John 13:34b)
6. "Draw near to God and He will draw near to you." (_____ 4:8)
7. "Whoever _____ to become great among you shall be your _____." (_____ 10:43b)
8. "This is My _____ which is given for you; do this in _____ of Me." (_____ 22:19b)

MULTIPLE CHOICE

1. _____ : Why did Nicodemus want to see Jesus?
 - a. He wanted to help the Pharisees to trap Jesus.
 - b. He wanted to learn more about God.
 - c. None of the above
2. _____ : The Israelites celebrate _____ to remember the time when God saved them and brought them out of Egypt.
 - a. Festival of Unleavened Bread
 - b. The Last Supper
 - c. The Passover
3. _____ : What was the living water that Jesus offered to the Samaritan woman?
 - a. Water from the well
 - b. The Holy Spirit and salvation for eternal life
 - c. None of the above

-
4. ____ : Jesus went back to heaven ____ days after He resurrected.
- 40
 - 30
 - 20
5. ____ : What did Jesus' disciples argue about?
- Who was the funniest
 - Who was the greatest
 - Who could run the fastest
6. ____ : How many times did Jesus pray in the garden of Gethsemane?
- Three times
 - Two times
 - Four times
7. ____ : When Jesus came to Peter, Peter said, ____.
- "Thank You, Lord Jesus, for washing my feet."
 - "This is a little embarrassing!"
 - "You shall never wash my feet!"
8. ____ : Which statement below is correct?
- Jesus said that everyone who wants to be saved must be born again.
 - We need to take a shower every day to wash away our sins.
 - We need to grow out our hair to receive the Holy Spirit.
9. ____ : Which disciple did not believe that Jesus had resurrected?
- Thomas
 - Peter
 - Andrew
10. ____ : We partake of the Holy Communion to remember ____.
- The Lord's birthday
 - The Lord's death
 - The creation of the world

SHORT ANSWER

1. Write 3 ways we can show that we love God.

- a. _____
- b. _____
- c. _____

2. Give 3 ways we can prepare for Jesus' return.

- a. _____
- b. _____
- c. _____

3. Use your own words to explain what the word "resurrect" means.

4. What question did Jesus ask Peter three times?

5. Why is it important to be baptized?

6. How do we receive the Holy Spirit?

“And this gospel of the kingdom will be preached in all the world as a witness to all the nations, and then the end will come.” (Mat 24:14)

Y3 Bk 2



The Great Commission

General Assembly of the True Jesus Church
21225 Bloomfield Avenue
Lakewood, CA 90715 U.S.A

Printed 2014