


**JESUS IS LORD OVER DEATH**

**Instructions:** Fill in the chart as you follow along with the lesson.

	Mark 5:21-24, 35-43	Luke 7:11-17	John 11:1-45
Who was involved? How did they ask for help?		A widow and her son. She didn't ask for help—Jesus only happened to arrive at the same time the funeral procession was occurring.	
How long had it been since the person died?	A few minutes.		
What was Jesus' response? What did He tell them?			He waited two days before going to see Lazarus. When He finally arrived, He told them, "I am the resurrection and the life. He who believes in Me, though he may die, he shall live."
How did the onlookers initially respond (if the Bible mentions a response)?			
How did Jesus perform the resurrection?			
What happened after Jesus performed the resurrection?	The onlookers were overcome with amazement, but Jesus commanded them that no one should know what happened.		

## ONLY BELIEVE

**Instructions:** Listed below are some ways that can help us remove our doubts and set us back on the right path. Read each explanation and fill out the worksheet as instructed.

### 1. Listen to Testimonies

What better method to remove our doubts than to simply ask? Many of our brothers and sisters have often testified before the Lord, either on the pulpit, during a testimony session, in SSC, or even in church publications, such as Manna. If you ask your teacher, parents, or classmates, they probably have some testimonies to tell, too!

Think about a testimony that you have heard and briefly summarize it below. If you can't think of any, then ask your classmates or your teacher if they have any testimonies to share.

---




---



---

### 2. Read the Bible

The Bible isn't just God's instruction book. It also offers lots of comforting words and many, many reasons why we never need to doubt God. Aside from the countless miracles and stories that speak about God's faithfulness to us, there are also many passages that describe how God rewards those who are, in turn, faithful to Him.



Below are some verses that talk about having faith in God. Look them up and fill in the blanks.

**Psalm 36:5** "Your mercy, O Lord, is in the \_\_\_\_\_; Your \_\_\_\_\_ reaches to the clouds."

**Psalm 86:15** "But You, O Lord, are a God full of \_\_\_\_\_, and gracious, \_\_\_\_\_ and abundant in mercy and truth."

**Psalm 89:1** "I will sing of the \_\_\_\_\_ of the Lord forever; with my \_\_\_\_\_ will I make known Your faithfulness to all \_\_\_\_\_."

### 3. Talk to God

Whenever we pray, we are speaking directly to God, and often God will reply to us—more often than we think! Through prayer, God can calm our anxieties, give us solutions to our problems, or remind us that He is still with us. The best way we can confront our doubts is by facing them head on! We can talk to God about them and explain why we've started to lose faith.

Write down any doubts about God that may have started to creep up on you (you don't have to share if you don't want to!). Then, pick a time to pray and talk to God about your doubts. If you don't have any doubts, then you can spend some time thanking Him for all of His blessings instead!

---



---

Pick one day (or more!), and then indicate the time you're going to pray:

- Sunday at \_\_\_\_:\_\_\_\_ AM/PM
- Monday at \_\_\_\_:\_\_\_\_ AM/PM
- Tuesday at \_\_\_\_:\_\_\_\_ AM/PM
- Wednesday at \_\_\_\_:\_\_\_\_ AM/PM
- Thursday at \_\_\_\_:\_\_\_\_ AM/PM
- Friday at \_\_\_\_:\_\_\_\_ AM/PM
- Saturday at \_\_\_\_:\_\_\_\_ AM/PM



Make sure you tell your teacher, a classmate, or your parents so that they can help you remember to pray!

**4. count Your Blessings**

When in doubt about what God hasn't given you, count the things He has given you! Start right now by listing some things that God has blessed you with this past week.

---



---



---




---

**5. Discuss Your Problem**

If you still have some doubts or unanswered questions, it might be time to seek advice from someone else! Asking for help from a parent, teacher, or elder may often be the best way to puzzle out your problem.

Write down the name of a counselor or teacher to whom you plan to talk whenever you have a problem you can't seem to solve yourself (you can ask a classmate, too, but sometimes it's better to talk to someone with a little more experience).

I plan on asking \_\_\_\_\_ for help if I ever have a problem or question I can't seem to solve by myself.



E2 Year 2 Book 1 Lesson 8—Jesus Is Lord over Death

# Homework Assignment

Name: \_\_\_\_\_ Parent signature: \_\_\_\_\_ Date: \_\_\_\_\_

Weekly Bible Reading: \_\_\_\_\_

**Bible Reading:** Check each box when you complete that day's reading.

**Prayer:** Check each box after you pray to God that day.

	Sun	Mon	Tue	Wed	Thu	Fri	Sat
Read							
Pray							

## What I Learned from the Bible This Week

1. \_\_\_\_\_  
 \_\_\_\_\_  
 \_\_\_\_\_
2. \_\_\_\_\_  
 \_\_\_\_\_  
 \_\_\_\_\_

## Memory Verse

Please write down this week's memory verse. **(John 11:25)**

\_\_\_\_\_

### True or False

1. Jairus was a tax collector. \_\_\_\_\_
2. When Jesus told the onlookers that Jairus' daughter was only sleeping, they laughed at Him. \_\_\_\_\_
3. The widow begged Jesus for His help when she saw Him approaching. \_\_\_\_\_
4. Lazarus was dead for four days when Jesus finally arrived. \_\_\_\_\_

### Short Answer

5. Briefly explain how Jesus resurrected...
  - a. Jairus' daughter
  - b. The widow's son
  - c. Lazarus
6. What do these incidents prove to us?
7. What did Jesus tell Jairus when people told him that his daughter had died?