

LESSON 11

THE PARABLE OF THE GOOD SAMARITAN

OBJECTIVES

1. To understand the teachings behind the actions of the priest, the Levite, and the Samaritan.
2. To encourage the students to demonstrate love to people in need.
3. To learn that we need to love everyone, even those we do not like.
4. To learn that we must show kindness to others through our actions.

MEMORY VERSE

“You shall love your neighbor as yourself.’ There is no other commandment greater than these.”

(Mark 12:31b)

PRAYER

1. We thank You, God, for gathering us here so that we can worship You and learn more about Your words.
2. Lord, you love us so much; please help us to love others as well.
3. Lord, please also help us to learn to love those who are in need.
4. May You help us focus on this lesson and apply its teachings to our lives.



Overview

1. **What must I do to inherit eternal life? (Lk 10:25-29)**
2. **The Parable of the Good Samaritan (Lk 10:30-37)**
3. **Linking to the Ten Basic Beliefs**—One true God: God loved us before we even knew Him
4. **Life Application**
 - a. Be a Good Samaritan: We must show love to everyone.
 - b. The Secret to Kindness: We can show our kindness through actions.
5. **Activity**—A Time to Heal
 - a. To understand what we can do to help “heal” others



Background Knowledge for Teachers

Jews and Samaritans

The Samaritans were a mixed people, the descendants of Jewish farmers and Assyrians who had conquered the Northern Kingdom in 721 BC. Mixing with the conquered populations was standard procedure for the Assyrians because it helped reduce the threat of any organized rebellion. The Jews hated the Samaritans because of these mixed marriages, and because they had incorporated pagan rituals and customs into their worship of God, both of which were forbidden by Jewish law. A generation or so before the time of Jesus, a son of the Jewish high priest had run off and married the daughter of the King of Samaria, built a replica of the Temple on Mt. Gerizim and instituted a rival worship system that caused a huge scandal. In her encounter with Jesus (Jn 4:4-42), the Samaritan “woman at the well” makes reference to this (v. 19).

The region called Samaria was named after the capital city of the former Northern Kingdom and is located in what’s known today as the West Bank. Because Samaritan laws prohibit marrying outside their own, the Samaritan population has dwindled to a point where only about 700 exist today. They’re not Palestinians, but they’re not regarded as Jews either; they mainly keep to themselves.



Reaching Out to Your Students

Students at this age can often be insensitive to others and even somewhat self-centered. Simple kindness, therefore, is a powerful virtue that should be developed in all of your students. Today's lesson focuses on developing this quality. Kindness is also connected with sensitivity and courage. At this age, some of your students have already learned to be helpful to and considerate of others. While some children have the desire to help others, they may still lack the courage to initiate the action. Sadly, there are also those in your classroom who may not be used to having compassion and are inconsiderate to those around them. Many of these kinds of children may come across as bullies or appear to be intentionally mean children. They tease others or refuse to help others in need. Sometimes this behavior is caused by the simple fact that some children have never been taught about sensitivity and kindness. Thus, the atmosphere in the RE classroom must be carefully managed.

In order to encourage your students to be sensitive and kind to others, it is imperative to maintain a gentle and loving environment in the classroom and to provide clear and specific models for friendliness, kindness, and politeness. Watch the words and actions you use with the students and with others outside the classroom. Children learn from what they see, and if you make a mistake in your words or actions, admit and apologize to your students.

In addition, explain the possible consequences of insensitive actions (i.e., hurting someone's feelings). Also, be sure to constantly point out the positive actions taken by the students in the classroom. Provide your students with plenty of scenarios to discuss. Use cases that involve insensitivity, cruelty, helpfulness, kindness, etc., for the children to evaluate as a whole group. Ask the students to think of ways to display kindness and love in the scenarios. In addition, provide them with opportunities to put these ideas into practice—in the church, home, school, etc. In doing this, all of your students will become more accustomed to thinking on a deeper level, a level involving empathy and understanding that leads to a love for others—a virtue that Christ Himself has commanded us to pursue.




Opener

5 Minutes

[Prepare heart cutouts for the students before class.] Write the word “love” on the board. Ask the students to close their eyes and imagine someone they love. Then, ask students to share who they thought of and reasons why they love them. Now, ask the students to close their eyes and imagine someone they find difficult to love. While their eyes are still closed, tell them that they will be learning a story about a person who showed love to a person whom many despised. As you are talking, pass out one heart cutout to each student. Ask the students to open their eyes and point out that each of them now has a heart in front of them. The students are to write the name of the person of whom they were just thinking on one side of the heart. On the other side, have them write how they can show love to that person. Tell the students to keep the heart as a reminder of how important it is to show love to everyone, even those that are difficult to love.

Say: It may not be easy to show love to everyone, but today we are going to learn about how God wants us to do exactly that—love everyone in our lives, even people that we normally wouldn't even like!



Vocabulary

inn: a public place or house for travelers to stay overnight; another name for a motel or hotel
Levite: a member of the priestly tribe of Levi; a priest

HOMEWORK ANSWER KEY

1. love
2. clothes, dead
3. money
4. A priest; None. He left him by the roadside.
A Levite; None. He left him by the roadside.
A Samaritan; He cleaned the man's wounds, took him to an inn, and used his own money to help the man.
5. Your neighbor is anyone you may be able to help—a friend, an enemy, or even a stranger.



Bible Discovery & Spiritual Teaching

30-35 Minutes

Let's open our Bibles to Luke 10:25 and read until verse 37.

"And behold, a certain lawyer stood up and tested Him, saying, 'Teacher, what shall I do to inherit eternal life?' He said to him, 'What is written in the law? What is your reading of it?' So he answered and said, "'You shall love the Lord your God with all your heart, with all your soul, with all your strength, and with all your mind,'" and "'your neighbor as yourself.'" And He said to him, 'You have answered rightly; do this and you will live.' But he, wanting to justify himself, said to Jesus, 'And who is my neighbor?'

"Then Jesus answered and said: 'A certain man went down from Jerusalem to Jericho, and fell among thieves, who stripped him of his clothing, wounded him, and departed, leaving him half dead. Now by chance a certain priest came down that road. And when he saw him, he passed by on the other side. Likewise a Levite, when he arrived at the place, came and looked, and passed by on the other side. But a certain Samaritan, as he journeyed, came where he was. And when he saw him, he had compassion. So he went to him and bandaged his wounds, pouring on oil and wine; and he set him on his own animal, brought him to an inn, and took care of him. On the next day, when he departed, he took out two denarii, gave them to the innkeeper, and said to him, "Take care of him; and whatever more you spend, when I come again, I will repay you." So which of these three do you think was neighbor to him who fell among the thieves?' And he said, 'He who showed mercy on him.' Then Jesus said to him, 'Go and do likewise.'"

FOR TEACHERS

Hand out the Bible Discovery worksheet to the students now. Ask them to complete the timeline and answer the first question. Go over the answers with them when they have all finished. Keep a copy of the Teacher Version for reference.

Students, did you notice that the first two men who passed by the injured man were religious men?

One was a priest and the other one worked in the temple. Wouldn't you expect them to take care of the injured man? The third man was a Samaritan—a person from Samaria. The Jewish people did not like people from Samaria. Jesus did not say for sure, but the man who was robbed and beaten up was probably Jewish, so he may have considered the Samaritan his enemy. [Teachers: See the "Background Knowledge for Teachers" section for

more details.] Yet, the Samaritan stopped to help him and spent quite a bit of money on him without any hesitation.

What does this mean? Jesus was showing us that people who claim to be good do not always do good things. He was also showing us that we are to be kind to everyone—whether or not we like them or they like us. To "love your neighbor as you love yourself" is not always an easy thing to do.

Does anyone remember a time when someone was mean to them? [Ask students to share without naming names.] Would it be easy to be kind to that person? [Allow students to share.]

Is it easy to be kind to someone you don't know? Why? [Have the students answer question 2 on the Bible Discovery worksheet, and then ask them to share.] The Samaritan didn't know the injured man, and they were most likely enemies, yet the Samaritan helped him anyway; that shows just how much love the Samaritan had for the needy!


Sometimes it's hard to show love to our friends, and without God's love, it's even harder to reach out to our enemies. If you truly love God, you will show love to others. You can't do it with your own strength, but God will give you the power.

Ask: How can you show love this week?

Showing love may require some sacrifice—money, time, sharing, giving, and so on. [Ask students to share how they can show love and to whom. Be specific.]

Who is your neighbor?

Students, when you hear the word "neighbor," who do you think of? [Allow students to respond and answer question 3 on the worksheet.] Actually, your neighbor is anyone you may be able to help—a friend, an enemy, or even a stranger. Showing love and kindness is evidence that you truly love God. God loves every person in the world, regardless of race or nationality, and He wants His children to do the same.



Linking to the Ten Basic Beliefs

2-5 Minutes

One True God

Our God loved us before we even knew Him. He has given us so many things and helped us in ways we can barely begin to repay. One of the things we can do in return is to love others. This does not simply mean just our friends and family, but anyone who needs our help or our concern. That includes people we don't know and people we may not like. We need to help people the same way the Samaritan helped the traveler, who was a stranger to him.

Once we start sincerely loving the people around us, we will be able to love God more. When we love God more, the love of God will fill us and we will automatically show more love to others. This cycle starts with the simple action of showing love to others.

"If someone says, 'I love God,' and hates his brother, he is a liar; for he who does not love his brother whom he has seen, how can he love God whom he has not seen?" (1 Jn 4:20)



Check for Understanding

5 Minutes

1. **What happened to the traveler in today's story?** He was beaten by robbers and left along the roadside to die.
2. **Who was the first person to come along the path where the man was robbed? The second person? The third person?**
 - 1) A priest
 - 2) A Levite
 - 3) A Samaritan
3. **How did the priest and Levite treat the traveler?** They saw him but then passed by him on the other side of the road.
4. **How did the Samaritan treat the traveler?** The Samaritan cleaned the man's wounds, took him to an inn, and used his own money to help the man.
5. **Jesus spoke this parable to teach a lesson. What was that lesson?** We should show love to everyone, even strangers, just as the Samaritan did.



Life Application

10 Minutes

1. Be a Good Samaritan

[Hand out Life Application Worksheet #1 to the students. Ask students to read the scenarios and fill in the chart by answering the questions. When the students have finished completing the chart, review their answers and begin a class discussion on how we can all be good Samaritans. Suggested answers have been provided on a Teacher Version of the worksheet.]

Objective: To learn that we need to love everyone, even those we do not like.

2. The Secret to Kindness

[Hand out Life Application Worksheet #2 to the students. Ask students to read the scenarios and answer the two questions that follow each scenario. Suggested answers have been provided. When the students have finished answering the questions, call on volunteers to share their answers to the second question, "How can you show kindness to a friend or enemy...?" Lastly, go over the "What is kindness?" section of the worksheet.]

Objective: To learn that we must show kindness to others through our actions.

Scenario 1

How did Brett show love to Eugene? He saw that Brett was having trouble carrying things to school and helped lighten his load, even though it meant that his own backpack would become heavier.

How can you show kindness to a friend or enemy in the same way Brett did? [Allow students to share.]

Scenario 2

How did Amelia show love to Natalie? Amelia saw that Natalie had been unhappy recently and decided to ask if something was wrong. Then, after she talked to Natalie, she offered her some of her snack, since Natalie's stepmom sometimes forgot to pack lunch. She even welcomed Natalie to her house whenever Natalie felt like visiting.

How can you show kindness to a friend or enemy in the same way Amelia did? [Allow students to share.]

Scenario 3

How did Nathan show love to his friends? Nathan let his friends have the pizza, even though he was also hungry himself. He would rather go hungry for a little while longer than let his friends go hungry.

How can you show kindness to a friend or enemy in the same way Nathan did? [Allow students to share.]

Scenario 4

How did Sophia show love to Emma? Sophia already had her own duties to complete, but she noticed that Emma was tired, so she went to help Emma with her duty of vacuuming the classroom.

How can you show kindness to a friend or enemy in the same way Sophia did? [Allow students to share.]

You may want to point out that the common thread in all of these scenarios is that the students first noticed that the other students were having trouble or were unhappy. Remind your students that one key to showing kindness is knowing when others are in need. Follow with the "What is kindness?" section of the worksheet.



Activity

A Time to Heal

10-15 Minutes

Objective: To understand that one way to show our love to others is to help them "heal."

Materials

- Box of bandages/Band-Aids
- Poster board
- Permanent markers

Ask the students, "**Why do we apply bandages or Band-Aids?**" (To help wounds heal.)

The bandage or Band-Aid doesn't heal the wound, but it protects the wound while the miracle of healing takes place.

We cannot heal all the hurts that people have. Sometimes, people's bodies get hurt badly. We cannot heal them.

Sometimes, their feelings and hearts get hurt very badly. We cannot heal them. But Jesus wants us to be like a bandage or a Band-Aid. He wants our compassion and love to protect a person while He does the healing. Let's talk about some wounds that children might have on their bodies and in their hearts.

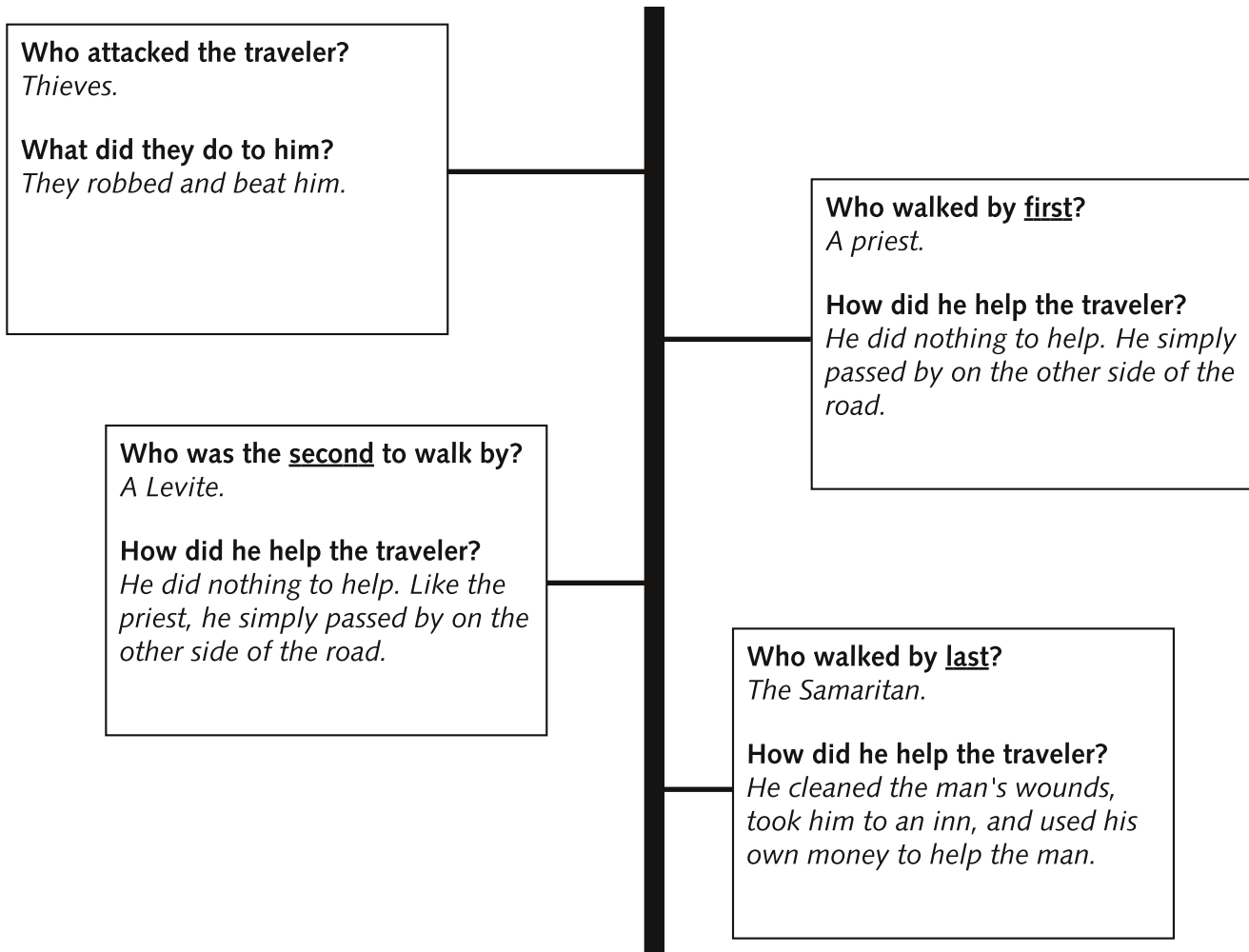
Instructions

1. Ask the students to share about things that have hurt or can hurt them (e.g., a dog bite, being cut with a knife, unkind words, mommy or daddy leaving home, being teased, etc.). Write them down on the poster board in small letters (small enough to be covered by a Band-Aid) as the students list them out.
Note: Write each idea separately and spread them all over the poster board.
2. After writing as many ideas as the students can come up with, hand out some bandages.
3. Point to one wound and ask a volunteer to think of something they can say or do that would help heal the wound. (Make sure that the students don't forget PRAYER! Remind the students that even when it seems like there is nothing we can do, we can always continue to pray.)
4. After the student is done sharing, the student applies a bandage over that wound, and the teacher chooses the next wound to share about.

The activity is complete when all the wounds have been covered with bandage. Encourage the students to look for "wounded" people that they can love and help.

THE PARABLE OF THE GOOD SAMARITAN

Instructions: Answer the questions on the timeline about the parable, and then complete the questions that follow.



Questions

1. The Samaritan not only took the man to an inn and paid for everything, but he also made an extra effort: Before the Samaritan left, what did he tell the innkeeper?

"If you spend more than what I have given you to take care of this man, I will repay you the extra money the next time I come."

2. Is it easy to be kind to someone you don't know? Why?

Answers may vary. Possible answer: No, because you don't know who they are, and most people usually don't care about people they don't know.

3. Who is your neighbor? How should you treat them?

Your neighbor is anyone you may be able to help—a friend, an enemy, or even a stranger. We should treat our neighbors with love and kindness. Showing love and kindness to others is evidence that you truly love God.

BE A GOOD SAMARITAN

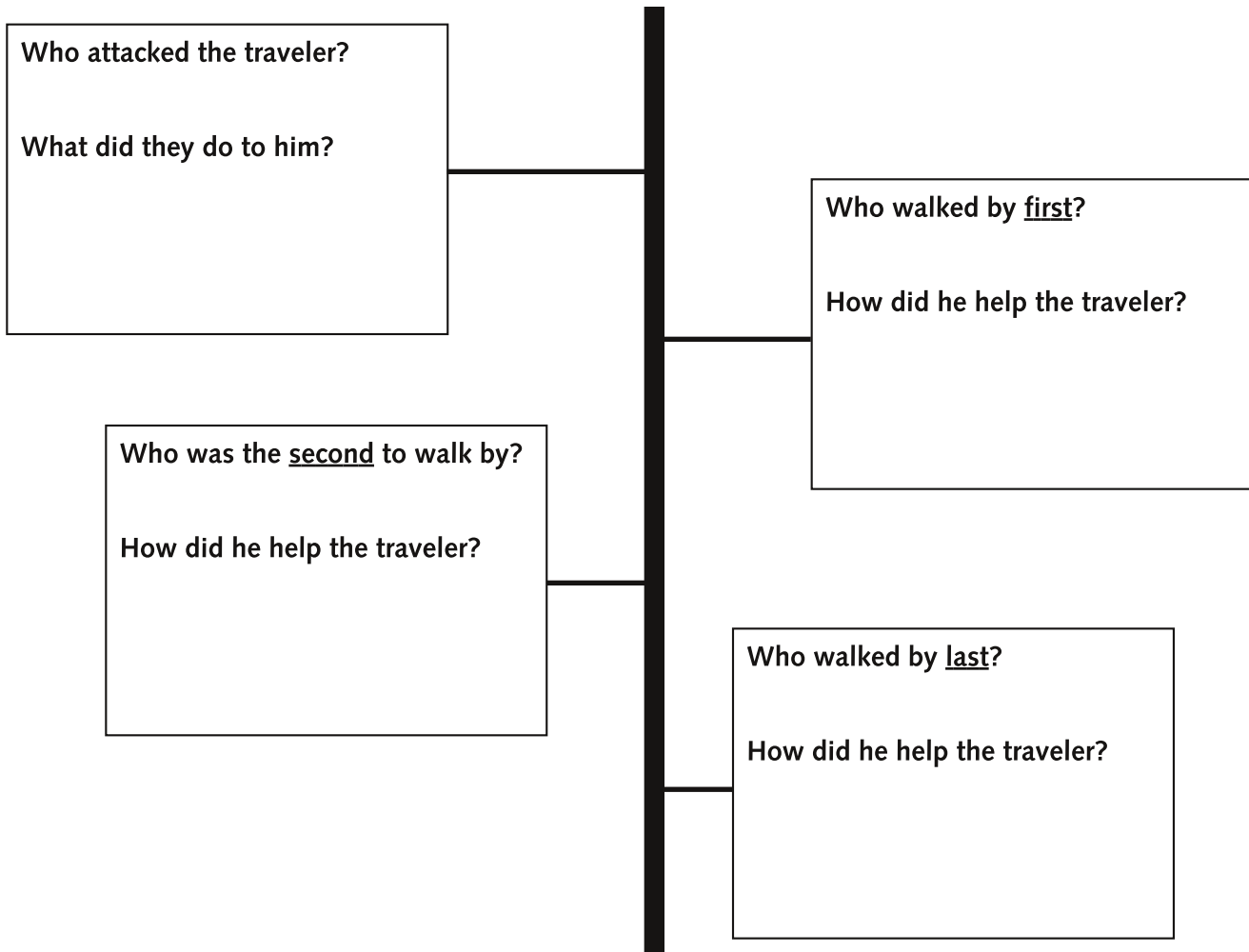
Objective: To learn that we need to love everyone, even those we do not like.

Instructions: Read the following scenarios and complete the chart by answering the questions.

The Scene	What would you say to be a good Samaritan?	What <u>actions</u> would you take to help? How would you go the extra mile to help the person? (List them out.)
<p>Kara is rushing to get to science class on time, and so are you. She has a presentation today, so her hands are full. As she hurries down the hall, someone bumps into her and she accidentally drops all of her things all over the floor. The person who bumped into her apologizes but then hurries off and doesn't help her. You notice that she needs help, but you don't know her that well, and you too will be late if you stop to help her.</p>	<p><i>Answers may vary.</i></p> <p><i>Possible answer:</i> <i>"Kara, are you all right? Let me help you pick up these things."</i></p>	<p><i>Answers may vary.</i></p> <p><i>Possible answers:</i></p> <ul style="list-style-type: none"> • Help pick up Kara's things. • Offer to help carry some of her things. • Make sure she gets to class.
<p>Tyler has been mean to you recently. He likes to break your pens and pencils, throw your books on the ground, push you around, and make fun of you. One afternoon, you see him struggling with his bicycle. From afar, it looks like he has a flat tire. He's also limping while walking the bike up a hill, so he might have fallen off and hurt his knee. While you see him struggling, you can't help thinking about all the times he's been mean to you.</p>	<p><i>Answers may vary.</i></p> <p><i>Possible answer:</i> <i>"Tyler, what's going on? Do you have a flat tire? Do you need some help?"</i></p>	<p><i>Answers may vary.</i></p> <p><i>Possible answers:</i></p> <ul style="list-style-type: none"> • Help Tyler push the bike back home. • Find a bandage for his cut. • Offer to help fix his flat tire.
<p>At the beginning of lunchtime, there is trash on the floor by the table you're sitting at, left by the students who had been sitting there earlier. A teacher comes by and notices the mess. He asks you and your friends to help pick it up. All of your friends say, "It's not mine. We didn't do it." It's true that none of you are responsible for cleaning up the mess.</p>	<p><i>Answers may vary.</i></p> <p><i>Possible answers:</i> <i>"Sure, I'll pick the trash up."</i> <i>"I didn't leave this either, but I'll help throw it out."</i></p>	<p><i>Answers may vary.</i></p> <p><i>Possible answer:</i></p> <ul style="list-style-type: none"> • Pick up the trash and clean it up.

THE PARABLE OF THE GOOD SAMARITAN

Instructions: Answer the questions on the timeline about the parable, and then complete the questions that follow.



Questions

1. The Samaritan not only took the man to an inn and paid for everything, but he also made an extra effort: Before the Samaritan left, what did he tell the innkeeper?

2. Is it easy to be kind to someone you don't know? Why?




3. Who is your neighbor? How should you treat them?



BE A GOOD SAMARITAN

Objective: To learn that we need to love everyone, even those we do not like.

Instructions: Read the following scenarios and complete the chart by answering the questions.

The Scene	What would you say to be a good Samaritan?	What <u>actions</u> would you take to help? How would you go the extra mile to help the person? (List them out.)
<p>Kara is rushing to get to science class on time, and so are you. She has a presentation today, so her hands are full. As she hurries down the hall, someone bumps into her and she accidentally drops all of her things all over the floor. The person who bumped into her apologizes but then hurries off and doesn't help her. You notice that she needs help, but you don't know her that well, and you too will be late if you stop to help her.</p>		
<p>Tyler has been mean to you recently. He likes to break your pens and pencils, throw your books on the ground, push you around, and make fun of you. One afternoon, you see him struggling with his bicycle. From afar, it looks like he has a flat tire. He's also limping while walking the bike up a hill, so he might have fallen off and hurt his knee. While you see him struggling, you can't help thinking about all the times he's been mean to you.</p>		
<p>At the beginning of lunchtime, there is trash on the floor by the table you're sitting at, left by the students who had been sitting there earlier. A teacher comes by and notices the mess. He asks you and your friends to help pick it up. All of your friends say, "It's not mine. We didn't do it." It's true that none of you are responsible for cleaning up the mess.</p>		

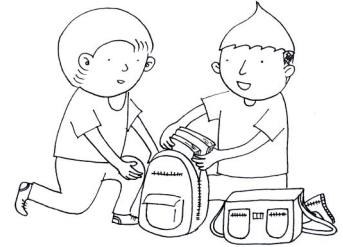
THE SECRET TO KINDNESS

Objective: To learn that we must show kindness to others through our actions.

Instructions: Read each scenario, and share how the characters in the scenarios showed love to others.

Kindness is love in action.

1. Eugene and Brett are walking to school together. Brett has a science project due that day, so his backpack is loaded with books and project materials. His hands are also full with a rolled up poster and a model of the earth. About halfway to school, the stitching of Brett's heavy backpack starts to come apart, and his left backpack strap snaps off. Eugene sees that Brett is now carrying a heavy backpack on one shoulder, so he offers to help Brett move some of the items in the backpack to his own and helps hand-carry the rest.



How did Brett show love to Eugene?

How can you show kindness to a friend or enemy in the same way Brett did?


2. Natalie's parents just got divorced, and her new stepmom doesn't seem to love her as much; things at home aren't really the same anymore. Natalie's stepmom also sometimes forgets to pack lunch when Natalie goes to school. Natalie has been feeling quite upset over the last few days. Natalie's friend Amelia sees that Natalie is not happy, so she asks what is going on. After understanding more about Natalie, Amelia feels sorry about what Natalie has had to go through recently. Amelia shares some of her snack from her own lunch with Natalie. She also tells Natalie that Natalie is welcome to come over to her house anytime. They can do homework together and play games.



How did Amelia show love to Natalie?

How can you show kindness to a friend or enemy in the same way Amelia did?

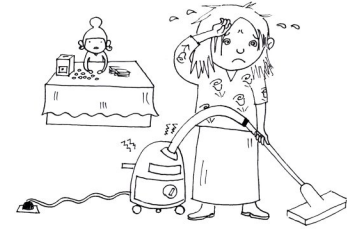
3. Nathan's three friends from church are over at his house while their parents are out on a visitation of church members. It's almost dinnertime, and he and his friends are getting hungry. Nathan's grandmother is making dinner, but it won't be ready for another thirty minutes, so Nathan looks through the pantry and refrigerator. He finds three leftover pizza slices in the refrigerator. It's not enough for all four of them, so after he heats them up, he gives them to his friends to eat. He'll wait for dinner to be ready instead.



How did Nathan show love to his friends?

How can you show kindness to a friend or enemy in the same way Nathan did?

4. It's Emma's turn to vacuum the RE classroom after class, but she hasn't been feeling well all day. The teacher asks if anyone can help with this, but no one really wants to because they are already doing their own duties. Grace is taking out the trash, Evan is erasing the board, Michael is putting away the chairs, and Sophia is counting the tithes collection. But Sophia sees that Emma is tired, so she decides to help Emma out even though Sophia already vacuumed last week and has her own duties.



How did Sophia show love to Emma?

How can you show kindness to a friend or enemy in the same way Sophia did?

What is kindness?

Kindness is love in action.

Kindness is seeing the needs of the people around you.

If you notice that others need help, try to understand what's happening, and then offer any help you can give.

Kindness is being able to sympathize with other people's suffering.

You may be having a great day, but others around you might not be feeling the same. If you notice that someone is not happy or seems to be having trouble, ask if you can help them get through their tough time.

Kindness is doing what we can to help, just as the Samaritan did. He used what he had (wine and oil) to help the needy.

If you see anyone in need of help, don't always think that some other person may come along and help. You can be that person.



E2 Year 2 Book 1 Lesson 11—The Parable of the Good Samaritan

Homework Assignment

Name: _____ Parent signature: _____ Date: _____

Weekly Bible Reading: _____

Bible Reading: Check each box when you complete that day's reading.

Prayer: Check each box after you pray to God that day.

	Sun	Mon	Tue	Wed	Thu	Fri	Sat
Read							
Pray							

What I Learned from the Bible This Week

1. _____

2. _____

Memory Verse

Please write down this week's memory verse. **(Mark 12:31b)**

Fill In the Blank

1. Jesus wants me to _____ my neighbor as myself.
2. The robbers stripped the traveler of his _____, beat him up, and left him half _____ beside the road.
3. The next day, the Samaritan handed the innkeeper _____ to help take care of the injured man.

Short Answer

4. Complete the table.

Who was the first person to come along the path where the traveler lay?	What kind of help did he offer the traveler?
Who was the second person to come along the path where the traveler lay?	What kind of help did he offer the traveler?
Who was the third person to come along the path where the traveler lay?	What kind of help did he offer the traveler?

5. Who is your "neighbor"?