



Elementary 1

Year 1 Book 1



God's Wonderful Creation

Teacher's Guide & Students' Worksheets

This Teacher's Guide is dedicated to those
who serve God in the children's ministry.

May God continue to grant you wisdom
and strength to impact the future generations.



"But God demonstrates His own love toward us, in
that while we were still sinners, Christ died for us."

(Romans 5:8)

Elementary 1 Year 1 Book 1

God's Wonderful Creation

Contents

Lesson Index	i
How to Use This Teacher's Guide	ii-iii
Your Teaching Procedures & Teaching with Music/Bible Dramatics	iv
Understanding Your Students	v
Memory Verses	vi

Lesson Index

Lesson 1	God Creates the Heavens and the Earth	1-9
Lesson 2	God Creates Animals and Man	10-17
Lesson 3	The Fall of Man	18-26
Lesson 4	Cain and Abel	27-36
Lesson 5	Noah's Ark	37-45
Lesson 6	The Great Flood	46-53
Lesson 7	Abram Obeys God	54-61
Lesson 8	Abram Rescues Lot	62-69
Lesson 9	Abraham and the Three Visitors	70-78
Lesson 10	God Destroys Sodom and Gomorrah	79-86
Lesson 11	Abraham Sacrifices Isaac	87-94
Lesson 12	Isaac and Rebekah	95-102
Lesson 13	Review	103-107

All Scripture is quoted in NKJV.

Always pray for your students and pray for the wisdom to teach!

Welcome to the world of six to eight-year-olds!

This is a wonderful age range to be teaching, as students are beginning to mature and understand more about the world around them. However, they haven't all grown up yet and still need your gentle nurturing to guide them.

Although your students are beginning to read, they still learn in a variety of ways, including visually, kinesthetically, and aurally. This means that it will be very important to use pictures and hands-on experiences as you tell the story in order to meet the needs of all the students in the classroom. Visuals are always good reminders at any level because it helps the students make connections to the story and retain information. Hands-on activities will help the students to internalize the lessons and make them more meaningful. For example, the students can be involved in making the scenes for the days of creation. This will help them remember what happened much more so than just through a telling of the story. It is also vital to ask students to share what they have learned at the end of each lesson. By letting your students retell the information they have heard, you will be able to see what they really understood, and what might need to be revisited before you move on. Knowledge and learning need to be built upon what they have already grasped. Only then can the students build on their experiences and make the proper connections in future lessons. Furthermore, since they are learning to read, it is vital to ask students to read at least one verse from the Bible each week during class time. You can assist them if they are having difficulty with **vocabulary** words, but this is the time to help them practice turning to the right section of the Bible they are studying. This is a great habit to build up now.

This book is designed to be teacher-and-student friendly, and each lesson follows the same structure. As in all of the textbooks, there are sections before the start of the lesson that give relevant Bible background information. Take the time to review the **Before You Teach** and **Understanding Your Students** sections to familiarize yourself with the teachings since your students are more sophisticated and require more than just an overview of the Bible story. Occasionally, there will be some teaching ideas included. These are simply suggestions you may want to consider as you prepare your lesson. Of course, you can adapt them as needed for your class and students. The story section is a retelling of what is recorded in the Bible.

*“Him we preach,
warning
every man
and teaching
every man
in all wisdom,
that we may
present every
man perfect in
Christ Jesus.”*

—Colossians 1:28

Vocabulary

Before You Teach

Understanding
Your Students

You are encouraged to read it through, but remember to be ready to share the words of God, and not to literally read from the pages of this guide. Please also review the story by using the questions provided in the **Check for Understanding** section. This will give you a good idea of how much the students understand. You can ask each question directly or use other creative ways to have students share their answers.

Check for Understanding

A key indicator to a successful lesson is what the lesson means to each student. What have they walked away with and how can they apply what they have learned? The lesson is not complete until you have shared the discussion questions found in the **Spiritual Teaching and Life Application** section. You want your students to leave the class with the feeling that they want to draw even closer to God through specific actions they can take. Help them make goals and be sure to encourage them in their efforts.

Spiritual Teaching & Life Application

The last thing you will need to consider for class time is which **activities** will be best for your group of students. Each lesson contains several from which to choose. Again, depending on the time and the abilities of your class, you may choose to do one or two to reinforce the teachings of the lesson.

Activity

Since your students are learning to read and write, this guide has included a **Homework Assignment** section. This serves to remind the students of God's word at home during the week. There is **no** separate student workbook so you are encouraged to photocopy the homework sheets. The students can store their work in a binder or file folder. You can provide homework each week for them to insert in their folder or reproduce all twelve lessons at the beginning of each new quarter. Review the homework before they leave class so that the students are aware of what to complete and how to do it. You may need to brainstorm ideas for the life application questions so that the students have something to build on when they return home. All teachers need to consistently check homework to make this a useful tool and a good extension of the teachings. The students are also encouraged, via the homework assignment, to develop a daily Bible reading and prayer devotional time. Be sure the parents are aware of this expectation. A partnership between the teachers and parents will greatly facilitate the growing faith of the students.

Homework Assignment

Remember that your students are still growing. There are so many things they can do independently, but there are areas where they need extra support. Take time to get to know each of your students so that you can meet their needs. Most importantly, remember to allow time for yourself to grow closer to God as you help your students develop their relationship with Him!

You can't do **MORE** for your students until you have knelt down and **PRAYED** for each of them daily.

“Not by might nor by power, but by My Spirit,” says the Lord of hosts.”

—Zechariah 4:6

YOUR TEACHING PROCEDURES

1

Hymnal Worship (10-15 minutes)

Purpose: To help the children praise God through hymnal worship.

Procedure: Always start a session in the name of our Lord Jesus. The teacher or assistants will then lead the children in simple hymns or action rhymes.

Be Prepared

Be Organized

Be Flexible

2

In-Class Worship (15-20 minutes)

Purpose: To let the children hear a Bible story and respond to its teachings.

Procedure: Say a short prayer in the name of our Lord Jesus. There are 3 steps in the In-Class Worship Procedure. They are:

- 1) Bible Story
- 2) Check for Understanding
- 3) Spiritual Teaching and Life Application

Do not forget to explain the key vocabulary words and practice the memory verse which are listed in each lesson.

3

Bible Learning Activity (10-15 minutes)

Purpose: To help your students become familiar with the word of God is part of a teacher's mission, but an equally important part of the job is helping the students put the word of God to work in their own lives. The activities have been planned to encourage your students to act upon what they have learned.

Procedure: Let the students work on the Student Activities. If the activities require group involvement or cutting and pasting, be sure to have assistant teachers. We have come up with a variety of activities as well as optional ones. Please see what suits your students' needs. End the activity with a concluding prayer.

Teaching with Music

Do your students seem to enjoy music more than the lesson itself? Music can be an effective teaching technique within a lesson.

- Hymns that tell stories can enhance your lessons.
- Many students learn more easily if they can “feel” the material you are teaching. Choose hymns with motions and physical movement.
- Students who do not show emotion easily may find it easier to express themselves through hymns.

Keep these in mind when using music with your students:

- Learn the hymns before you teach them.
- Sing the new hymn to the students before you have them sing it.
- Sing the hymn in a variety of ways—assign parts, use rhythmic instruments, move around, and so on.

Teaching with Bible Dramatics

- Playacting can make Bible stories come alive for the students.
- Let the children volunteer for the roles they want.
- Encourage students to think about the mood, the setting, the characters, and their expressions and motives. They all contribute to making the story come alive.
- Encourage creativity. Acting out Bible stories can help students see the story and characters in a new way.

UNDERSTANDING YOUR STUDENTS

Elementary 1 (Ages 6-8)

Characteristics	Pedagogic Application
Body <ol style="list-style-type: none"> 1. Still developing/growing, though the pace is slowing 2. Still get tired easily 3. No longer play alone; can adapt to group games or activities 	<p>Increase levels of difficulty in activities as the students become more able physically</p> <p>Do not stretch one activity for too long; find a balance between times of quietness and action</p> <p>Encourage student involvement with more cooperative group games; show respect to everyone</p>
Mind <ol style="list-style-type: none"> 1. Have strong sense of imagination 2. Still think according to words on paper; cannot accept abstract ideas 3. Concept of space and time is still limited 4. Reading ability is gradually strengthening 5. Have excellent memory 6. Deductive thinking is still limited 	<p>Encourage the use of imagination, but help students to discern fact from fiction</p> <p>Use familiar similes and parallels to which students can relate, just like how Jesus used the familiar to teach the unfamiliar</p> <p>Be careful when describing time and space</p> <p>Encourage the reading of books that promote spirituality</p> <p>Encourage the memorization of Bible verses</p> <p>Repeat content regarding abstract terms and truths</p>
Mood <ol style="list-style-type: none"> 1. Very sensitive; can have outbursts of emotion 2. At the adorable stage: like to please teachers and receive praise 3. Full of compassion and care for others 4. Still tend to fear and withdraw 	<p>Get excited or saddened easily</p> <p>Easy to discipline, but pay special attention to giving praise and encouragement</p> <p>Nurture students to help, serve, and treat others fairly</p> <p>Provide a sense of security</p>
Social Skills <ol style="list-style-type: none"> 1. Make friends easily 2. Like to please adults 3. Like to cooperate and do not like to compete 4. Have good social skills; desire acceptance from others 5. Still like to quarrel with friends; always change their best friends 	<p>Help them to establish friendships</p> <p>Establish a student-teacher relationship</p> <p>Promote cooperation by offering group projects/activities</p> <p>Be careful not to promote hypocrisy when teaching</p> <p>Place emphasis on teaching students to love one another; encourage a giving spirit instead of a selfish one</p>
Spirituality <ol style="list-style-type: none"> 1. Have a simple faith, are interested in a life of faith; will initiate prayer 2. Curious about death and heaven 3. Like to attend RE classes 4. Are learning to differentiate between real biblical stories and fictional fairy tales or legends 5. Are learning the moral teachings of good and evil 6. All spiritual experiences come from imitating adults 	<p>Use a systematic way of teaching faith and the truth; encourage prayer</p> <p>Simply explain the truth of salvation</p> <p>Nurture their interest in Bible reading and church activities</p> <p>Emphasize that the Bible contains the words of God and is not a common book, but one inspired and written by God</p> <p>Emphasize the moral aspects of the Bible</p> <p>Set a good example; share more spiritual experiences with students</p>

MEMORY VERSES

E1 Year 1 Book 1

September, October, November

1. "In the beginning God created the heavens and the earth." (Genesis 1:1)
2. "So God created man in His own image; in the image of God He created him; male and female He created them." (Genesis 1:27)
3. "Your word I have hidden in my heart, that I might not sin against You." (Psalm 119:11)
4. "A fool vents all his feelings, but a wise man holds them back." (Proverbs 29:11)
5. "Trust in the Lord with all your heart, and lean not on your own understanding." (Proverbs 3:5)
6. "Blessed is every one who fears the Lord, who walks in His ways." (Psalm 128:1)
7. "I will delight myself in Your commandments, which I love." (Psalm 119:47)
8. "Be kindly affectionate to one another with brotherly love." (Romans 12:10a)
9. "I, the Lord, search the heart, I test the mind." (Jeremiah 17:10a)
10. "The Lord knows the way of the righteous." (Psalm 1:6a)
11. "Faith without works is dead." (James 2:26b)
12. "Let your requests be made known to God." (Philippians 4:6b)

LESSON 1

GOD CREATES THE HEAVENS AND THE EARTH

BEFORE YOU TEACH

What the Bible Tells Us—God Does Exist

The Bible tells us that God, a living being, is the one who created life. The best explanation for the reality we experience is an all-powerful, all-present, all-knowing, and loving God. The Bible also tells us that God commanded each living thing to reproduce its own kind. Our universe is filled with awesome wonders. There are billions of galaxies, each containing billions of stars, each one named by the Creator (Isa 40:26). Even the configurations of the stars in the heavens have a purpose (Job 38:31-33). Everywhere from microscopic elements to the unfathomable recesses of the universe, the Creator speaks to us through the things that He has made.

What's Covered in This Lesson

This lesson covers the first four days of creation.

First day: God creates light—God divides the light from the darkness, and names “Day” and “Night.”

Second day: God creates Heaven and the sky to divide the waters above from the waters below.

Third day: God commands the waters under the heavens to be gathered together in one place and dry land to appear; “Earth” and “Seas” are named. God commands the earth to bring forth grass, plants, and fruit-bearing trees.

Fourth day: God creates the sun, moon and stars.

UNDERSTANDING YOUR STUDENTS

Since even adults have difficulty grasping the greatness of God's power and wisdom, consider how much more difficult it must be for your young students. Even though most children at this age will readily accept that God created all things for us, some students may still ask, “But did God create that table? Did He make our homes and my bed? Did He make the spaghetti that I had for dinner last night?” You can help them understand that God did not personally make all these things, but He did provide the resources: the wood for the table and house, the cotton for the mattress, and the wheat, tomatoes, and spices for the spaghetti. Although it may seem like humans also have the power to create, we are actually only manipulating the raw materials and resources that God has provided. Only God can create something out of nothing. He is the almighty God who created the universe and all that is in it.

BIBLE TEXT

Genesis 1:1-19

BIBLE TRUTH

God created the universe and all that is in it.

LESSON OBJECTIVES

1. To understand God's almighty power by acknowledging that God created the heavens and earth from a formless state.
2. To be able to articulate the order of creation from the first to fourth day.
3. To recognize that God is a loving God.

MEMORY VERSE

“In the beginning God created the heavens and the earth.”

(Genesis 1:1)

PRAYER

In the name of the Lord Jesus Christ, we pray. Dear Lord, we gather here at the start of the new quarter to learn about Your glory and power. Please let us understand that You are the almighty God and that You created the universe out of nothing. From the world around us, we can see how much You love and care for us. May Your Spirit be with us now as we learn more about You! Hallelujah! Amen.

VOCABULARY

create: to make something out of nothing
firmament: the space between the water on earth and the water in the atmosphere, i.e., the sky/heavens
vegetation: plants and trees

TEACHING IDEAS

The story of creation is one that is visually appealing. Bring in pictures or draw on the white board in order to illustrate and simulate the creation process during the storytelling. If possible, deliver the lesson outdoors, or take the students out for a nature walk after the class. For a fellowship, consider a trip to the local zoo.

Ask the students if they have ever experienced a blackout or power outage. If they haven't, ask them to imagine what it would be like to be in complete darkness. To illustrate this, you can turn off the lights in the classroom, but warn the students ahead of time before you do it. While the lights are off, ask the students to close their eyes to experience what total darkness feels like.

You can also give each student craft materials: clay, paper and crayons, scissors and cardboard, etc. Tell each student to create something in two minutes. Point out that it takes people a long time to make something meaningful, but it only took God six days to create the world. Take away the craft materials after the two minutes are up. Now, tell the students to make something again, with no materials in front of them. When they ask how, emphasize that God made everything from nothing. This is something that we cannot do. All the raw materials we use to build skyscrapers, sculpt art, and even cook dinner, He made from nothing. Can we speak things into existence? No, but God can.

BIBLE STORY

In the Beginning

Now, let's find out how God created everything. Who knows where this story is recorded in the Bible? It is recorded in the first chapter of the first book. Let's all turn to Genesis chapter 1! [Ask a student—or students in unison—to read the first verse.] That's our memory verse for today! In the very beginning, the world did not look like it does now. There weren't any trees, animals, or people. There was nothing but darkness. However, even though there were no animals or people there, God was there. The Spirit of God hovered over the waters. In other words, God's spirit was everywhere in the beginning just as God's spirit is everywhere right now. God created the heavens and the earth for us in six days. In this lesson, we will be covering the first four days and we will learn about the last two days in the next lesson.

Day One: Light

How did God create the heavens and the earth? On the first day, God said, "Let there be light," and there was light. God saw the light and that it was good. God called the light "Day," and He separated it from the darkness, which He called "Night."

Why do you think God made light first? Well, if there weren't any light, we would all be living in darkness right now. Are any of you afraid of the dark? Why do you think we are afraid of the dark? [Allow students to discuss.] Usually it is because we are not able to see what is around

us. Let's all close our eyes and imagine what kinds of things we wouldn't be able to see if the world didn't have light. [Ask students for answers.] God gave us light because He knew we needed it. He is a loving God. But that was just the first day. He wasn't finished creating yet.

Day Two: The Sky

On the second day, God said, "Let there be a firmament in the midst of the waters, and let it divide the waters from the waters." What does it mean to separate water from water? Well, some water went up above the earth and some stayed on the earth. After the waters were separated, there was a big space between the waters on the earth and the clouds. God called this space "Heaven," but today we call it the sky. So, God spent the second day creating the sky.

Day Three

I. The Seas and Dry Land

On the third day, God said, "Let the waters under the heavens be gathered together into one place, and let the dry land appear." Remember how God separated the waters on the second day? Now, God made the water under the sky into smaller bodies of water. All the water on the earth gathered and God called the gatherings "Seas." And where there was no water, dry land appeared. God called the dry land "Earth." Some of the land formed plains, and the rest either formed mountains

or valleys. God looked at all the things He had made. He was happy with the day and the night, with the sky and the seas, and with the land. Everything God had made was good!

II. The Trees and Plants

Now, God was ready to make things grow on the land. So God said, "Let the earth bring forth grass, the herb that yields seed, and the fruit tree that yields fruit according to its kind." All kinds of vegetation like plants and trees that bore fruit and vegetables appeared. There were apples, carrots, and bananas, too. Can you name some plants and vegetables? [Allow students to answer.] Yes, God created all those at the beginning. All the plants and fruits that we have now were there when God first created the earth. All plants and trees have seeds. When the seeds are planted in the ground, they grow into more plants and trees. Have you ever planted seeds and seen them sprout? [Allow them to share their experiences.] The growth of seeds and plants is God's wonderful creation. Today, much of what we eat comes from plants. [Help the students figure out the origins of the foods we eat. For example, bread and pasta are from grains, salads consist of a variety of vegetables, nuts are from trees, etc.] Why do we need all these kinds of foods? We need to eat food to live. And we are not the only ones who depend on vegetation for food; many animals and insects also depend on it. But animals and humans hadn't been made yet. God was getting things ready for us. Isn't that wonderful? Our God is a

caring and loving God. He thinks about the things we will need, even before we are there. Therefore, on the third day, God separated the water on the earth to form land, and He caused all kinds of plants and trees to grow on it.

Day Four: The Sun, Moon, and Stars

On the fourth day, God said, "Let there be lights in the firmament of the heavens to divide the day from the night; and let them be for signs and seasons, and for days and years." God made two great lights—the greater light to rule the day, and the lesser light to rule the night. What do you think these lights in the sky were? Right! They were the sun and moon. God made the sun to give light during the day and the moon to give light during the night. God also made the stars. From the stars, we can tell if it is spring, summer, fall, or winter. In different seasons, different stars appear. God saw the sun, moon, stars, and all that He created on the fourth day and said that it was good.

Have you ever gazed up at the stars? Have you ever stopped to look at the beautiful flowers or the tall trees? Have you ever marveled at the shining sun or the glowing moon? If you have, then you have seen the beauty and wonder of God's creation. God created everything that we see now. He created them for us to enjoy and to take care of. The world that God made is indeed a good one. In the next lesson, we will continue to learn about God's creation.

CHECK FOR UNDERSTANDING

1. **In the beginning, there were no animals, no trees, and no humans. What was the only thing there?**
The Spirit of God.
2. **What did God think of all that He made?** He thought that it was good.
3. **a. What did God create on the 1st day?** God created light.
b. What did God create on the 2nd day? God created a firmament, the sky, to divide the waters.
c. What did God create on the 3rd day? God created land, seas, and vegetation—grass, plants, fruits.
d. What did God create on the 4th day? God created the sun, moon, and stars.
4. **Why do you think God created light and water before He created plants?**
Plants cannot live and grow without light and water.
5. **When people create things, how is it different from the way God created things?**
God created something out of nothing. We make things out of the resources God has given us.

MEMORY VERSE PRACTICE

Please reinforce the memory verse every week.
You can practice the memory verse with your students anytime during class.

"In the beginning God created the heavens and the earth." (Genesis 1:1)

SPIRITUAL TEACHING & LIFE APPLICATION

Be aware of God's almighty power.

1. How powerful do you think God really is? Do you think of God as your hero? How is God like a hero? Describe how powerful God is to you.
2. Since we know very well that God made everything for us, what should our attitude be toward Him? (We should be very thankful all the time.)
3. What do you say when you pray to God? Does your prayer talk about how mighty and powerful He is?
4. Read the following verses.
 - Isaiah 40:25-26
 - Psalm 8:1-8
 - Psalm 136:4-6
 - James 1:17-18

What do these verses say about the greatness of God?

Some answers are: God created all things; God, by wisdom, made the heavens and the earth; He calls them by name and by the greatness of His might, not one is missing; every good gift and every perfect gift is from above, and comes down from the Father of lights, with whom there is no variation or shadow of turning.

5. Every night this week, write down one thing God has made that is amazing to you. Be ready to share and explain your answers to your teachers next week.

HOMEWORK ANSWER KEY

1. Spirit, God
2. To create means to make something out of nothing.
3. "In the beginning God created the heavens and the earth." (Genesis 1:1)
4. He created the world from nothing.
5. By speaking them into existence; He used the word of God.
6. He thought that it was good.
7. Day 1: Light; Day 2: Sky/Heaven; Day 3: Seas, land, plants; Day 4: Sun, moon, stars
8. False; He spoke it into existence.
9. True
10. Answers may vary.

ACTIVITIES

1

Creation Scene

Objective: To reinforce the students' knowledge of the order of creation.

Materials

- Light blue, dark blue, green, red, yellow, and brown 8 1/2" x 11" construction paper
- White 12" x 18" construction paper
- Glue
- Crayons

Optional Materials

- Blue craft tissue (for more realistic waves)
- Cotton balls (for clouds)
- Sand (sprinkled over a layer of glue for realistic effect)
- Floral stickers (for flowers)

Instructions

Note: The "ask" and "say" instructions are for the teacher only.

1. Except for the white one, cut the colored construction paper into strips.
2. Give each student a sheet of the white construction paper, and strips of the light blue, dark blue, yellow, red, green, and brown construction paper.
3. **Ask:** "What did God create on the first day?" [Light.]
Say: "We are not going to cut or glue the light yet. Do you know why? It is because God made the light into smaller lights later."
4. **Ask:** "What did God create on the second day?" [Sky.]
Say: "Yes, the sky. The Bible called it the firmament; it is a big space in between the waters above and the waters below."
 Glue light blue strips on the top two-thirds of the white construction paper for the sky. Cut out a few white clouds and glue at the top.
5. **Ask:** "What did God create on the third day?" [Seas, land, and plants.]
Say: "God moved the water and made dry land come out. God called the waters 'seas,' and the dry land 'earth.' Then He made plants to grow from the land."
 Glue some dark blue at one bottom corner for the sea, and glue some brown for the land. Cut and glue tree trunks, leaves, and plants.
6. **Ask:** "What did God create on the fourth day?" [Sun, moon, and stars.]
Say: "God made the light He created on the first day into two big lights, the sun and moon, and into smaller lights, the stars."
 Cut out a big yellow sun, a small yellow moon, and a few stars, and then glue them at the top. Explain to them that even though we don't usually see the moon in the morning, it's still there. Sometimes when the sky isn't that bright, we can see both the sun and moon at the same time.
7. If there's still space on the front, print the memory verse on colored construction paper and glue. If there's no available space, glue it on the back.
8. Have the students take turns holding up their scene to share while reading the memory verse to the whole class.

2**Guess the Fruits and Veggies!**

Objectives: 1. To recognize the love of God through His creation of fruits and vegetables.
2. To reinforce that it was God who created trees and fruits in their kind.

Materials

- Five or six different types of fruits and vegetables that can be eaten raw
- Paper bags, one for each fruit/vegetable
- Paring knife

Note: When choosing which fruits and vegetables to bring, be sure to consider any food allergies the students might have. The week before, the teacher should send a parent consent form to ask parents whether the students are allergic to any fruits or vegetables.

Preparation

The teacher should prepare enough fruits and vegetables for the activity. One of each kind will be reserved for the guessing portion and the rest will be cut for the students to enjoy. The teacher should cut up the fruits and vegetables before class to save time and to minimize any accidents. Keep the seeds to show to the students in class later.

All the fruits and vegetables reserved for the guessing portion should be cleaned and put into separate paper bags prior to class (the students should not see you put them in).

Instructions

Before you start the activity, lead a short discussion on why the students think God created plants and trees.

- a. What did God create on the third day? (Seas, dry land, trees, fruits, and seeds.)
- b. Why did God create land? (So that plants and trees could grow on it.)
- c. Why did God create trees? (So that fruit could grow on them.)
- d. Why did God create fruit? (God created fruit for us to eat; He didn't need the fruit.)
- e. Why did God create seeds? (So that the seeds could grow into trees and humans would never run out of fruit.)
- f. What does all this tell you about God? (He created all these with us in mind. He really loves us, wants to take good care of us, and makes sure we have everything we need.)

1. Bring out the paper bags with the fruits and vegetables. Place one in the front and set the others aside so that only one fruit can be seen at a time. Ask one student to come up and reach into the bag. Before pulling it out, ask the student to guess what it is by feeling it. The student can describe it for the other students while feeling it ("It's smooth and small."), or the student can peek into the bag and describe the fruit for the other students to guess.
2. Let each student have a turn until all the fruits and vegetables have been correctly guessed.
3. Bring out the pre-cut fruits and vegetables for the students to enjoy.
4. As the students are eating, hold up one of the seeds and ask them what fruit that seed will grow into. Ask them, "Can an apple seed grow into an orange tree? How about in 100 years? Will it change into a grapevine?" Explain to them that when God created fruit on the third day, it was already according to its kind.

3

Little Book of Creation / Part 1

Objective: To let the students learn about the days of creation in an interactive way.

Teachers may choose to incorporate this project with the storytelling, or to have the students make it at the end of the lesson. Part one will cover the first to fourth days and part two will cover the rest.

Materials

- White construction paper; 2 sheets per book
- Markers or colored pencils to decorate the book
- Stapler
- Scissors

To make the book: Fold two sheets of construction paper in half to resemble a book and staple the center. The resulting book will have four physical pages, but eight pages when counted front and back. Teachers should prepare the books for the students before class to give them more time to work on the contents.

Instructions

As you cover each day of creation, instruct the students to work on their little books according to the following instructions:

- Cover – Write in the center: “In the beginning God created the heavens and the earth” (Genesis 1:1). Add your name and decorate.
- Page 1 – Write: “Let there be light!” Decorate the page.
- Page 2 – Write: “God made the sky.” Decorate the page.
- Page 3 – Write: “God made the land, seas, and vegetation.” Decorate the page.
- Page 4 – Write: “God created the sun, moon, and stars.” Decorate the page.

4

The Majesty of Our God

Objective: To let students reflect on the glory of God.

For second and third grade students, read this poem and create your own poem on a separate sheet of paper. Or, write a prayer to praise God's power and thank Him for His creation. Share your thoughts about the greatness and power of God.

For first graders, have your parents read this to you and talk about how amazing God is. Write down what you shared on a piece of paper. Be ready to share your answers next week.

The Majesty of Our God

Can anyone truly look at a sunset
and say that there is no God.
Or gaze into the heavens on a starry
night and not know that we have been blessed
by the Presence of an Almighty Creator.
And then there are those billowing cloud
formations we lay staring at as a child.
Could this be an act of chance?
Or listen to the melodious tune of a babbling
brook as it sings on its merry journey.
God's handiwork is all around us and His
signature is on each of His masterpieces.
And the greatest masterpiece He ever
created was YOU and ME!

-Author Unknown

E1 Year 1 Book 1 Lesson 1—God Creates the Heavens and the Earth

Homework Assignment

Name: _____ Parent signature: _____ Date: _____

Bible Truth: God created the universe and all that is in it.

Lesson Objectives:

1. To understand God's almighty power by acknowledging that God created the heavens and earth from a formless state.
2. To be able to articulate the order of creation from the first to fourth day.
3. To recognize that God is a loving God.

Bible Reading: Please put a checkmark in the space when you complete the reading each day.**Prayer:** Please put a checkmark in the space on the days you prayed to God.

	Sun	Mon	Tue	Wed	Thu	Fri	Sat
Bible Reading							
Prayer							

Memory Verse

Please write down this week's memory verse.

(Genesis 1:1)

What I Learned from the Bible This Week

1. _____
2. _____
3. _____

Homework Assignment

Understanding What You Have Learned

Fill In the Blanks

1. In the beginning, there were no trees, no animals, and no people. There was only the _____ of _____.

Short Answer

2. What does it mean to create?

3. Write down this week's memory verse without looking.

4. What did God create the world from? _____

5. How did God create things? _____

6. What did God think of all that He had made? _____

Matching

7. Draw a line to match the things that God created to the day on which He created them.

Stars

Day One

Light

Plants

Day Two

Sun

Seas

Day Three

Sky/Heaven

Moon

Day Four

Land

True or False

8. God formed the world by hand. _____

9. God was pleased with His creation. _____

Life Application

10. Each night, before you go to sleep, think about something that God has made. Write it down on a separate piece of paper or in your notebook. How is each of those things amazing? Be ready to share your answers next week.

LESSON 2

GOD CREATES ANIMALS AND MAN

BEFORE YOU TEACH

The Origin of All Species

The Bible tells us the origin of all species: God. "Then God said, 'Let the earth bring forth the living creature according to its kind: cattle and creeping thing and beast of the earth, each according to its kind'; and it was so" (Gen 1:24). The Bible also tells us that man was created in the image of God, different from all the other creatures of the earth (Gen 1:26-27). In Genesis 1:28, man was given dominion over all the other creatures that God created—man did not evolve from them. This clearly refutes the theory of evolution.

God's Sovereign Purpose for Us

"He chose us in Him before the foundation of the world, that we should be holy and without blame before Him in love, having predestined us to adoption as sons by Jesus Christ to Himself, according to the good pleasure of His will, to the praise of the glory of His grace, by which He made us accepted in the Beloved." (Ephesians 1:4-6)

We need to constantly teach our students that we are created as a holy people who will glorify Him. Additionally, we must remember that God created us for more than one purpose.

1. So that we will be a holy people who would glorify Him.
(Eph 1:4-6)
2. So that we will love Him most of all.
(Mk 12:30)
3. So that we will love each other as He has loved us.
(Jn 15:12-14; Mk 12:31a)
4. So that we will know and abide in Him.
(Jn 15:4)
5. So that we will do His will.
(Jn 6:38; Rom 8:28-29)
6. So that we understand the truth and preach His Word.
(Mk 1:38; Isa 43:12b-13)

BIBLE TEXT

Genesis 1:20-2:25

BIBLE TRUTHS

1. God created man in His own likeness.
2. We are very special in God's eyes.

LESSON OBJECTIVES

1. To recognize that God is a loving God through His provision for humankind in His act of creation.
2. To be able to articulate the order of creation from the fifth to sixth day.
3. To understand that God created us, and that we are special to Him.

MEMORY VERSE

"So God created man in His own image; in the image of God He created him; male and female He created them."

(Genesis 1:27)

PRAYER

In the name of the Lord Jesus Christ, we pray. Lord, we come again to worship You and to learn more about You. Please let us understand how every one of us is special to You, for You created us in Your own image. Let us all learn to take care of Your creations and be responsible citizens of Your kingdom. Hallelujah! Amen.

UNDERSTANDING YOUR STUDENTS

At this age, your students may understand that they came from their mothers and fathers, yet they probably cannot grasp that God makes their existence possible. Help them understand that although they physically came from their mothers, it was God that first made them and God that continues to make them grow. Also, explain that every one of them was made in God's likeness, so keeping themselves holy is important.

A very important lesson that children should learn from the story of creation is that God created man to be the caretaker of His creations. We were created for a purpose.

God entrusted us with the very important responsibility of taking care of earth. We are the rulers of earth according to God, and yet the question remains—have we been responsible rulers of earth? Although God gave man dominion over the creatures of the earth, it does not mean that we can abuse the earth and all the natural resources and creatures in it. It is important that we start educating our children to be responsible world citizens at a young age. We need to take good care of our earth and all the creatures and resources in it because God created it for us out of love.

VOCABULARY

- create:** to make something out of nothing
- increase:** to make greater, as in number, size, strength, or quality
- surround:** to enclose on all sides; encompass
- purpose:** the reason for which something exists or is done, made, used, etc.

REVIEW

Distribute the unfinished "Little Book of Creation" project from the previous lesson to the students.

Use the book and ask the students if they still remember what they learned last week.

1. What was it like in the beginning?

It was complete darkness and there were no animals or plants. Only God was there.

2. What did God create on the first, second, third and fourth day?

1st day: Light

2nd day: Sky/heaven

3rd day: Seas, land, and plants

4th day: Sun, moon, and stars.

Optional Bible Story Materials/Preparation: Pictures of marine life, birds, and animals

BIBLE STORY

Day Five: The Fish and the Birds

After God created all those things, He was ready to continue. He hadn't made His most important creation yet. So on the fifth day, God said, "Let the waters abound with an abundance of living creatures, and let birds fly above the earth across the face of the firmament of the heavens." On this day, God made all the fish of the sea and all the birds of the air. He made many, many different kinds of birds and fish. Can you name some? What is your favorite bird or fish? [You may show them pictures of marine life and birds, and ask them if they can name them.] What makes birds special? (They can fly.) Can you think of any Bible stories that mention birds? (E.g., Noah sent birds to look for dry land and Elijah was fed by ravens.) What makes fish special? (They can breathe

underwater.) Can you think of any Bible stories that mention fish? (E.g., Jonah was swallowed by a big fish; a child brought five loaves of bread and two small fish to Jesus and His disciples.)

God saw that all the fish and the birds were good. He blessed them and told them to increase and fill the earth.

Day Six I. Animals

On the sixth day, God said, "Let the earth bring forth the living creature according to its kind: cattle and creeping thing and beast of the earth, each according to its kind." So on this day, God made all kinds of animals: big ones, little ones, fast ones, slow ones—each one unique. Can you name some animals? [You may also show them

pictures of animals and ask if they can name them.] What is your favorite animal? How many of you have pets? [Ask for a show of hands.] What kinds of pets do you have at home? What are some of the things that animals can do? (Bark, sing, run, dig, swim, climb, etc.) How are animals useful to humans? (They serve as food, help farm the land, are kept as pets, etc.) Can you imagine what it would be like if there were no animals in the world? God saw that all the animals He made were good.

II. God Creates the First Man

So far, God created light, the sky, the seas, land, and plants, and the sun, moon, and stars. He also created all kinds of fish, birds, and animals. Why do you think God created all these things before He made man? He prepared these things with love, so that man could have a beautiful place in which to live.

Now the world was finally ready for something very special. In fact, it was the most important part of God's creation. Can you guess what God was going to create next? [Allow students to respond.] That's right, God was going to create humans! So God said, "Let Us make man in Our image, according to Our likeness; let them have dominion over the fish of the sea, over the birds of the air, and over the cattle, over all the earth and over every creeping thing that creeps on the earth." Do you know what it means to be made in God's image? How many of you think you look like your mom or dad? [Ask for a show of hands.] That means that you have your mother or father's image. As children of God, we have been created in God's image. What do you think God's image looks like? Is He tall or short, big or small, fat or thin? Is God's image something that we can see with our eyes? No. God is a Spirit, a holy Spirit. As His children, we are made in His image when we become holy and remain holy. God created man out of the dust of the ground and breathed life into him. Then man became a living being. We can see that our life comes from God. God gave man power over all the fish, birds and animals, and He gave him all the plants with fruit as food to eat. God gave him all of these things to enjoy, and man's job was to take care of all of these things. How do you take care of the things God has given you? [Ask students to share their ideas.]

III. God Creates the First Woman

The first man's name was Adam. Although Adam had all the wonderful animals to take care of and good food to eat, he was all alone on earth. God saw that he needed a helper and companion. Would a dog make a good companion for a man? How about a cat? A fish? A bird? Why or why not? (Animals are good companions, but they cannot talk to man or understand how his mind works.) So God caused Adam to fall into a deep sleep. While he was asleep, God took one of Adam's ribs and closed up the place from where He took it. Out of the rib, God made a woman, and He brought her to Adam. What was this

woman's name? Her name was Eve. The woman became Adam's wife, and together they took care of all the animals and talked with God.

So on the sixth day, God created man in His own image, male and female. God blessed the man and the woman so that they would be fruitful and have many children. Together, they would rule over the earth. God saw all that He had made, and it was very good.

Day Seven: God Rests

By the seventh day, God had finished creating. God rested on this day, blessing it and making it holy. Why do you think God rested? Was He tired from all the hard work? No, God is an almighty God who does not need rest. He rested so that we could rest from our hard work and worship Him joyfully. We remember this blessing of rest every time we observe the Sabbath. Remember, Sabbath means "rest."

Before God made man, He prepared the world so that everything was just right. He made light so we could see; the sun to make the plants grow; and fruits and vegetables for us to eat. God even made animals for us to take care of and play with. We can see how much God loves us through all of His creations. God made us so that we could help take care of His creations.

We Are Special in God's Eyes and He Loves Us

The Bible is more than a book of salvation or a book of the kingdom. The Bible, which is God's written word, tells us that He made us the way He did for a reason. You may not know exactly why but some day you will understand. But, right now, He just wants us to know that you are very special to Him—no matter how different we are. Just think—the world would be pretty boring if we were all exactly the same, wouldn't it? He knows everything about each one of us and loves us all very much. He made us all different, and He made us all special. Most importantly, we need to show our love to Him by thanking Him for giving us a family and for helping us to grow and learn more about Him. The more we learn about God, the more we should give Him all the glory.

Note: If your older students are ready to learn more about God's sovereign purposes, you can refer to the "Before You Teach" section and explain all the points listed.

CHECK FOR UNDERSTANDING

1. List the things God created from the first to the sixth day.

- 1st – light;
- 2nd – sky;
- 3rd – land, seas, and vegetation;
- 4th – sun, moon, and stars;
- 5th – fish and birds;
- 6th – animals and man.

2. What did God make man out of? The dust of the earth.

3. In whose image did God make man? In His own image.

4. How did man become a living being? God breathed life into him.

5. What was Eve made out of? Adam's rib.

6. Who had authority over the earth and the animals? Humans.

7. What did God do on the seventh day? He rested.

8. Why do you think God made us? What are we doing here?

God made us so that we can take care of His creations. The reasons why we are here on earth are to love one another and to grow and learn more about God. God has a purpose for us: to give Him all the glory.

MEMORY VERSE PRACTICE

Please reinforce the memory verse every week.

You can practice the memory verse with your students anytime during class.

**"So God created man in His own image; in the image of God
He created him; male and female He created them." (Genesis 1:27)**

SPIRITUAL TEACHING & LIFE APPLICATION

1. We are made in God's holy image.

1. God is holy. Since we have been created in His image, we should also remain holy. What does it mean to be holy? (To be pure in what we see, what we do and what we think.)
2. What are two things that can help you be holy? (Reading the Bible and praying.)
3. Name two things that can keep you from being holy. (Not being obedient to your parents and watching things your parents don't approve of.)
4. Can you think of a Bible character that was considered holy? (Joseph.)
Why was this person holy? (He feared God and kept God's commandments.)
5. Can you think of a person in your life—a family member, a friend, or a church sister or brother—who behaves in a holy manner? How does that person remain holy?

2. Man was given dominion over the earth.

1. God created a beautiful world for us to live in. He also gave us authority over what He created.
Since God gave us this world, we are responsible for it. What are some ways that people hurt the earth and the creatures that God made? (Littering, breaking the laws, not recycling, etc.)
2. How can you take good care of earth's resources? (By not wasting all the resources that God created.)
3. How can you help church take good care of earth's resources? (By saving water, not littering, picking up trash, etc.)

HOMework ANSWER KEY

1. dust
2. breathed
3. Adam, Eve
4. God's creations
5. good
6. rested
7. False; He created the world in six days and rested on the seventh.
8. False; He created man on the sixth day.
9. True
10. Answers may vary.

ACTIVITIES

1

God Created Me!

Objective: To reinforce the students' knowledge of how much God loved us when He created us.

Materials

- Butcher paper (long enough to fit the length of each child)
- Scissors
- Markers
- Crayons

Instructions

1. Have the students lie down with their arms and legs spread apart on the butcher paper one at a time. Using a thick marker, trace around the student's body.
2. Allow the students to color in the figure of themselves using the crayons using the appropriate colors to represent their eyes, hair, and clothes.
3. When they are finished, cut out the figures and hang them on a wall with their hands touching. On another sheet of paper, print the words "God created [student's name]" above each figure. You can also say this to the students: "God made you and God made me. He gave us our eyes, our ears, everything! He made us alike in some ways, but He made us different in other ways. God created all the people in the world!"

2

Unique and Special

Objective: To reinforce the students' knowledge of how unique and special we are.

Materials

- Stamp pad, watercolors or tempera paint
- Magnifying glasses
- Sponges or wet paper towels
- Blank white paper

Instructions

1. Press each student's index finger on the stamp pad or paint it with the watercolors or tempera paint.
2. Help your students press their fingers onto the construction paper.
3. Let each student look at their fingerprints through a magnifying glass to see the different lines.
4. Talk about how each person's fingerprints are different or the same. Fingerprints have three main types of patterns: arches, loops, and whorls. See if any of the students have the same pattern. Say to the students, "Your fingerprints are very special. No one else in the whole world has fingerprints like yours! Even though God has made many, many people, each one of us is special to Him."

3**Little Book of Creation / Part 2**

Objective: To let the students learn about the days of creation in an interactive way.

Teachers may choose to incorporate this project with the storytelling, or to have the students make it at the end of the lesson.

This book project was started in the previous lesson. Please distribute the books to the students. If any of the students were absent for the previous lesson, the teacher should make a book for the student and the student can complete the first four days at another time.

Materials

- White construction paper; 2 sheets per book
- Markers or colored pencils to decorate the book
- Stapler
- Scissors

To make the book: Fold two sheets of construction paper in half to resemble a book and staple the center. The resulting book will have four physical pages, but eight pages when counted front and back.

Instructions

As you cover the last days of creation, instruct the students to work on their little books according to the following instructions:

- Page 5 – Write: "God created sea creatures/water-related animals and birds." Decorate the page.
- Page 6 – Write: "God created land-based animals and man." Decorate the page.
- Back cover – Write: "God blessed the 7th day and rested from all work."

E1 Year 1 Book 1 Lesson 2—God Creates Animals and Man

Homework Assignment

Name: _____ Parent signature: _____ Date: _____

Bible Truths: 1. God created man in His own likeness.
2. We are very special in God's eyes.

Lesson Objectives: 1. To recognize that God is a loving God through His provision for humankind in His act of creation.
2. To be able to articulate the order of creation from the fifth to sixth day.
3. To understand that God created us, and that we are special to Him.

Bible Reading: Please put a checkmark in the space when you complete the reading each day.

Prayer: Please put a checkmark in the space on the days you prayed to God.

	Sun	Mon	Tue	Wed	Thu	Fri	Sat
Bible Reading							
Prayer							

Memory Verse

Please write down this week's memory verse.

(Genesis 1:27)

What I Learned from the Bible This Week

1. _____
2. _____
3. _____

Homework Assignment

Understanding What You Have Learned

Fill In the Blanks

(rested Adam Eve good breathed God's creations dust)

1. God created man out of _____.
2. God _____ life into the first human.
3. The first humans that God created were _____ and _____.
4. God created humans so that they could take care of _____.
5. God saw everything that He had made, and it was _____.
6. After completing the work of creation, God _____.

True or False

7. God created the world in seven days. _____
8. God created man on the fifth day. _____
9. God was pleased with His creations. _____

Life Application

10. Imagine what life would be like without the sun, without friends, or without plants and animals. Often, we take the things that surround us for granted, which means we are so used to everything that they don't seem like a big deal. But they are. Our lives would be very different without God's creations. Write about three things that you can do this week to show how grateful you are for God's wonderful creation.

LESSON 3

THE FALL OF MAN

BEFORE YOU TEACH

The Garden of Eden

Your students may wonder where the garden of Eden was located and if they can go there. The location of the garden has been debated, but it is generally accepted to be near the mouth of the Euphrates River at the head of the Persian Gulf. Of course, the garden of Eden is no longer in existence; conjectures about the site of the garden have been made by examining ruins and archaeological evidence.

The Two Trees

Four rivers flowed through the garden of Eden, and it contained many trees, including the tree of life and the tree of the knowledge of good and evil. In Hebrew, the name of the latter tree suggests full and complete moral awareness. Because Adam and Eve violated the divine command not to eat from the tree of the knowledge of good and evil, sin entered the human race (Rom 5:12-14). After Adam and Eve were driven from the garden, God prevented them from eating of the tree of life. This was in fact the mercy and grace of God. It would have been tragic if they had eaten from the life-giving tree and been doomed to a life of eternal suffering.

Satan

The students might understand that it was Satan that had disguised himself as the serpent to deceive Eve. They may wonder who Satan is, and where he comes from. Satan had been a beautiful and special being that lived in heaven (Isa 14:12) but he challenged God (Isa 14:13-15). Because of his disobedience, he was cast out of heaven and now works on earth (Ezek 28:16; Lk 10:18). Satan tempts us to do wrong, but Jesus is stronger. Jesus is the Lord, Creator of all the earth. Jesus came into the world to “destroy the works of the devil” (1 Jn 3:8).

Jesus demonstrated His superiority by resisting Satan’s temptations (Mt 4:1-11; Lk 4:1-13) and by casting out demons. By His death and resurrection, Jesus shattered the power of Satan over mankind (Col 2:14-15; Heb 2:14-15). Satan will one day receive his punishment and will be cast into the lake of fire (Rev 20:10).

We Are All Sinners Because of Adam and Eve

Genesis 3 describes Adam and Eve’s rebellion against God and His command. Because of Adam and Eve’s disobedience, sin became an “inheritance” for all of their descendants. Romans 5:12 tells us that sin entered the world through one man and so death was passed on to all men because all have sinned. Just as we inherit physical characteristics from our parents, we inherit our sinful nature from Adam. Sin is described as a transgression of the law of God (1 Jn 3:4). David lamented this fact in one of his Psalms: “Behold, I was brought forth in

BIBLE TEXT

Genesis 2:8-17; 3

BIBLE TRUTH

When we make a wrong decision and sin against God, we have to suffer the consequences.

LESSON OBJECTIVES

1. To obey God’s commands and take responsibility for our daily actions.
2. To fear God by keeping His commandments.

MEMORY VERSE

“Your word I have hidden in my heart,
that I might not sin against You.”

(Psalm 119:11)

PRAYER

In the name of the Lord Jesus Christ, we pray. Lord, we come again to worship You and to learn more about You. Please let us understand that we need to fear You and keep Your command-ments. By fearing You and putting You first, we will be careful not to make the wrong choices and sin against You. Please keep us in Your love. Hallelujah! Amen.

iniquity, and in sin my mother conceived me" (Ps 51:5).

Since "all have sinned and fall short of the glory of God" (Rom 3:23), we need a perfect, sinless sacrifice to wash away our sin. We are all powerless to do this on our own. Thankfully, Jesus Christ is the Savior from sin! Our sin has been crucified on the cross, and now "in Him we have redemption through His blood, the forgiveness of sins, according to the riches of His grace" (Eph 1:7).

Fear God and Keep His Commandments

Even though we have Jesus Christ as our Savior to wash away our sins, we need to fear God and keep His commandments. Proverbs 1:7a declares, "The fear of the Lord is the beginning of knowledge." Until we understand who God is and develop a reverential fear of Him, we cannot have true wisdom. When we fear God, we are respecting Him, obeying Him, submitting to His discipline, and worshipping Him in awe.

UNDERSTANDING YOUR STUDENTS

Most children at this age have experienced punishment for doing something wrong. They can probably relate to Adam and Eve and how they were punished for disobeying God. Unfortunately, the punishment for wrongdoing is often stressed over the reward for good actions, so many children refrain from certain actions due to fear. As teachers, we should try to encourage good behavior positively through love. This does not mean that

we should never punish a child—at times, a child needs to experience the consequences of an action. But through the example of Jesus, we can see that people are moved to change their lives not because of fear, but because of love. We should ask God to help us appreciate each individual child—no matter how difficult or unlovely. We can show each one our acceptance and approval in observable ways: a smile, a few kind words, or a pat on the shoulder. Be consistently warm and positive. Be pleasant, but not permissive. We must still meet a child's need for security and stability by providing structure, so expect obedience. Ask God to help us create a balance between discipline and compassion.

Another problem children face is that they are not equipped with the knowledge of what to do after they have done something wrong. Thus the natural inclination of human nature surfaces and the children either deny the action or blame someone else. We can help them understand that only when they confess their wrongdoing can they receive forgiveness, and if they don't, the guilt will stay with them. The only chance for forgiveness is through confession and repentance; denial and blame will get them nowhere. At the same time, we can let them know that although their wrong actions are unacceptable, they are still special and precious in the eyes of God. As the children begin to grow in this positive environment, they will find an intrinsic value in being good and in obeying the words of God, a value which will follow them into adulthood.

VOCABULARY

temptation:	a craving or desire for something, especially something that is wrong
serpent:	a snake; in this story, the serpent represents Satan
sly:	cunning and lacking honesty
tree of the knowledge of good and evil:	one of the two special trees in the garden of Eden; eating the fruit would allow one to know the difference between good and evil
tree of life:	one of the two special trees in the garden of Eden; eating the fruit would allow one to live forever
curse:	to wish harm upon
consequence:	something that follows as a result

REVIEW

Last week, we learned about the last two days of God's creation. Do you remember what God created on the fifth and sixth days? [Wait for students to respond.] Right! Animals and man. Now, I would like to invite everyone to take a journey with me to the garden of Eden. We are going to meet some of God's amazing creations. Let's close our eyes [point to your eyes] and open our imaginary eyes [point to your heart]. Are you ready? If you are, nod your head with your eyes closed. [Look around to see if everyone is ready.] Let's go!

As I tell you what animals we see in the garden, I would like you to make that animal sound. Oh, wow, right in front of us I see a giant elephant coming to greet us [give students cue to make the elephant sound]. And here comes a beautiful, fluffy, white sheep coming our way [give cue for students to make the sheep sound]. You can all touch its fluffy wool if you would like. Watch out, everyone! Don't step into the creek on your left! The water is icy cold. Let's just stay on this side of the creek and see what else we might meet. Let's take out our binoculars now! [Make hand gestures and pretend that you have binoculars in your hand.] I think I see something beautiful not too far from the other side of the creek. It is a fruit tree. Look, do you all see a snake, also called a serpent, on that beautiful fruit tree? The fruit on that tree sure looks tasty. Wait a minute, I think I see Eve walking this way! She is looking at the fruit as well and talking to the snake. Uh, oh...I feel a gust of strong wind blowing at us. Hold on tight everyone, and keep your eyes closed. The wind is strong. Oh, no, we're back to our classroom now. Are you okay, everyone? I wish we could stay at the garden of Eden a bit longer. It is indeed a wonderful place, but I have a feeling that something bad is going to happen to Eve soon. That snake looks like it is getting Eve into trouble. Let's continue the story of what happened after God created man. [Ask students to open their eyes now.]

BIBLE STORY

The Garden of Eden

After God created man, He placed Adam and his wife Eve in a beautiful place called the garden of Eden. In this garden were all kinds of trees and plants with delicious fruit. It was Adam's job to take care of the garden and work it. God also brought all the animals to Adam for him to name. Also inside the garden were two very special trees. What were the names of these special trees? One was called the tree of life and the other the tree of the knowledge of good and evil. What would happen if Adam and Eve ate from the tree of life? (They would live forever.) What would happen if they ate from the tree of the knowledge of good and evil? (They would be able to tell the difference between what is good and what is bad.) The beautiful tree that we saw in the garden during our imaginary walk was one of these two trees. God had only one rule for Adam and Eve in the garden of Eden, and it was that they must not eat from the tree of the knowledge of good and evil. God had warned them that if they ate from it, they would die [say this in a slow warning tone].

The Crafty Serpent

Let's open the Bible and turn to Genesis 3:1-7. Let's read one verse each. [Have students take turns reading the verses.] One day while Eve was in the garden, she heard a voice talking to her. Can you guess who was talking to Eve? (A serpent; make the connection between serpent and Satan.) The crafty serpent said to her, "Did God really say, 'You must not eat from any tree in the garden?'"

Eve replied, "No, God said that we can eat from any of the trees, except the one in the middle of the garden. He said that if we eat from it, we will die."

The sly serpent said to her, "You will not die. God knows that when you eat the fruit, your eyes will be opened and you will be just like God, knowing good and evil."

The Fall of Man

Eve looked at the tree of the knowledge of good and evil, and it looked so tempting. Since its fruit was okay to eat, looked delicious and, according to the serpent, would also make her wise, she took of it and ate. Was Eve alone when she was talking with the serpent? (No, Adam was with her.) She gave some of the fruit to Adam, who was with her, and he also ate it. When they ate the fruit, both of their eyes were opened, and they realized that they were naked. They sewed fig leaves together to make clothes for themselves. Why do you think they covered themselves? (Because they were ashamed.)

Adam and Eve Hide

Then Adam and Eve heard the Lord God as He was walking in the garden in the cool of the day. They were very scared because they knew they had done something wrong, so they hid among the trees.

I would like you to take a minute to pretend that you are Adam and Eve. Let's say that you have just eaten from the tree of the knowledge of good and evil, and know that you are in big trouble. What would you do now? Would

you hide just like Adam and Eve? Or would you do something different? [Have students turn to their neighbor and pair-share. Ask a few students to tell the class the actions they might take.] Let's continue to read Genesis 3:8-13 and find out what happened next.

God was looking for Adam and Eve. He called out to Adam, "Where are you?"

Adam answered, "I heard You in the garden. I was afraid because I was naked, so I hid from You."

God said, "Who told you that you were naked? Have you eaten from the tree that I commanded you not to eat from?"

Adam replied, "The woman You put here with me—she gave me some fruit from the tree, and I ate it."

God turned to Eve, "What is this you have done?"

"The serpent tricked me, and I ate it," Eve said to God.

In this way, Adam and Eve disobeyed the Lord, and had to suffer from then on.

The Curses

When we do something wrong, we often receive punishment for our actions. Because Adam, Eve, and the snake disobeyed God, God's punishment was to curse each one of them.

So God cursed the serpent, saying that it would be doomed to crawl on its belly all the days of its life. It would eat the dust, and it would be the enemy of all man.

Then the Lord said to Eve, "I will greatly increase your pains in childbearing; with pain you will give birth to children." Because Eve disobeyed God, giving birth would now be very painful for women.

To Adam, God said, "Because you listened to your wife

and ate from the tree about which I commanded you, 'You must not eat of it,' cursed is the ground because of you; through painful toil you will eat of it all the days of your life. [...] By the sweat of your brow, you will eat your food until you return to the ground."

This meant that Adam and his wife would no longer be able to live in the beautiful garden. Instead of eating the delicious fruits in the garden, man now had to work very hard for food.

Adam and Eve Driven From the Garden

Even after Adam and Eve made this big mistake, God still loved them. He made clothing out of animal skin for Adam and Eve to keep them covered and warm. Now there was one other tree in the garden of Eden called the tree of life. God said that man must not also be allowed to eat from the tree of life, for it gave immortality. We may think that it was an unfair punishment, but this was the mercy of God. If they did eat of it, they would have had to live in misery and sadness forever. So God drove them out of the wonderful, peaceful garden, and He placed an angel east of the garden, and a flaming sword that turned every way to guard the way to the tree of life.

Let's put ourselves into Adam and Eve's shoes. Do you think that it is easy to resist temptation and obey God's commands all the time? Raise your hand if you think it is easy to do what God tells us to do. Well, it is definitely not that easy, but we can do it with God's help! When we say the Lord's Prayer, we ask God not to lead us into temptation, but deliver us from the evil one. God will help us if we truly rely on Him and ask for His help! Also, remember that we can always be honest with God and ask for His forgiveness even when we make a mistake.

CHECK FOR UNDERSTANDING

1. What was the one rule that God had for Adam and Eve?

They must not eat from the tree of the knowledge of good and evil.

2. Who tricked the woman into eating the fruit? The serpent/Satan.

3. What was the curse put upon the serpent?

He was cursed to crawl on the ground and eat dust for all his life, and he would be the enemy of man forever.

4. What was the consequence for woman? It would be very painful to give birth.

5. What was the consequence for man? He would have to work hard for food in order to survive.

6. How did God show His mercy and love to Adam and Eve after they sinned against God?

God made clothing from animal skin for Adam and Eve to wear. God also commanded a sword to guard the way to the tree of life, so that Adam and Eve could not eat fruit from the tree of life and live in misery forever.

MEMORY VERSE PRACTICE

Please reinforce the memory verse every week.

You can practice the memory verse with your students anytime during class.

"Your word I have hidden in my heart, that I might not sin against You." (Psalm 119:11)

SPIRITUAL TEACHING & LIFE APPLICATION

1. When we sin against God, we have to suffer the consequences.

We should take God's commands seriously, and ask Him in our daily prayers to help us resist temptations.

We need to have the courage to say "no" to bad influences and temptations.

If we face temptation, it may help to simply walk away.

The next time you face temptation, remember what happened to Adam and Eve when they gave into temptation. They were punished and had to face the consequences. If we give in to our temptations, we will also face the consequences.

We must remember to pray and ask God to help us make the right decisions every day.

2. God is loving. Even when we do something wrong, we can turn to God and ask for His forgiveness.

Be honest with God. He knows what is going on in our daily lives even when we try to hide from Him.

Don't blame others for our own mistakes. Just admit the wrongdoing and ask for God's forgiveness.

The best way to show your humility and repentance is to stop repeating the same mistake or giving in to the same temptation. This is pleasing to God.

Read the following story with your students and answer the discussion questions.

Making the Right Decision

Andy started second grade a few weeks ago. He noticed that several of his classmates who lived in his neighborhood rode their bikes to school every morning. He thought to himself, "Wouldn't it be cool if I could also bike with them? I've got to ask Mom and Dad to get me a good bike."

One evening when Andy was having dinner with his older brother Gilbert and his parents, he excitedly told them about the classmates he got to know at school and their biking plan.

Andy continued, saying, "Mom and Dad, it would be so cool if I could ride with my friends. My birthday is coming up, and you promised to buy me a present that I really want. I can tell you for sure that I would really like to get a new bike for my birthday present. Is that okay?"

Mom looked at Andy and said, "I'm glad you're already making friends at school. How wonderful! Riding a bike to school should be okay as long as you are careful, but we've got to hold off on buying a new bike for now. The one that you have right now still works. Why don't you just ride it to school?"

"No fair, Mom. Why does Gilbert get to have a new bike and I don't?" Andy grumbled.

"Be reasonable, Andy. Your older brother got his new bike with his own savings. You can start to save up your allowance like he does, and pretty soon I'm sure you'll be able to buy a new bike as well," Dad replied.

"But what about my birthday present?" Andy pleaded.

"Andy, your birthday is still months away. Plus, we'll have to see how well you behave in the months to come. We will talk about your present later," Dad said in his "end-of-discussion" voice.

Andy pouted, quickly finished his dinner, and then went to his room. Andy really wanted a new bike to ride with his friends. "Riding on an old bike is not cool," he thought. Then Andy got his piggy bank from the shelf and counted how much money he had. He counted forty dollars. Andy knew that the kind of bike he wanted would probably cost \$70 to \$80. He was still short \$30 to \$40. If he listened to his parents and saved up his weekly allowance, it would take him a few more months before he could get a new bike. However, Andy wanted a new bike badly. Then he remembered that his mom usually put some grocery money in the kitchen drawer. Strangely, all kinds of ideas began to spin through his head.

That night Andy waited until everyone was asleep before sneaking out of bed. He headed straight to the kitchen drawer, quickly took some money out, and put it into his pocket. Andy ran back to his room, and slowly took out the money from his pocket. He counted how much he had taken—forty dollars. Andy was so excited about it, because now he had enough money to buy a brand new bike. As he held onto the money in his hand tightly, Andy started to get worried. “What if Mom and Dad find out about this?” he thought to himself. He would indeed be in big trouble. Rubbing his sleepy eyes, he fell asleep with the money still in his hands.

The next morning Andy got up feeling tired. He was still worried about stealing his mom’s money. He was troubled. He thought he was ready to go get himself a brand new bike. And yet, he knew that stealing his mom’s money was the wrong thing to do. He really shouldn’t have done that. As he got ready to go to school, he started to feel really bad about the whole thing. He knew that not only would his parents get upset when they found out, God would not be happy with what he did either. After thinking about it, Andy took the money and put it back in the drawer before anyone saw him. Then, he walked out the door and went off to school.

What a relief! Andy felt proud of himself for making the right decision. He knew that God would be proud of him, too. He said a quick prayer in his heart to ask God to forgive him for taking the money in the first place. He asked God to help him make the right choices from now on. As for the new bike, he would just have to start saving up, even if it meant waiting for a few more months. And maybe riding the old bike to school was really not so bad after all.

Questions to Think About

1. What did Andy want to do with his new friends?

He wanted to ride a new bike to school with his friends.

2. What did Andy ask his parents to do?

He asked them to buy him a brand new bike for his birthday.

3. What was his parents’ reaction to his request?

They wanted Andy to save up his allowance for his new bike. They were not going to buy one for him right away.

4. What happened that night when everyone was asleep?

Andy got up secretly and took his mom’s money from the kitchen drawer.

5. After much struggling, what did Andy decide to do eventually?

He decided to put the money back in the drawer and wait until he had saved up enough money to buy a new bike.

6. What did you learn from Andy?

Answers may vary. A possible answer might be, “I learned to make the right decision to make God happy.”

HOMEWORK ANSWER KEY

1. life, knowledge
2. serpent
3. ashamed
4. work
5. pain
6. crawl
7. False; Adam blamed Eve.
8. False; they were sent away from Eden.
9. True
10. Answers may vary.

ACTIVITIES

1

Picture the Verse

Objective: To reinforce this week's memory verse.

Materials

- Red construction paper
- Heart patterns
- Black markers
- Scissors

Instructions

1. Pass out the red construction paper and the heart patterns.
2. Have the students trace the heart pattern onto the red construction paper and cut it out.
3. Ask the students to write the memory verse on the heart.
4. Review the memory verse together with the students.

2

Give Your Advice

Objective: To reinforce the students' knowledge of making the right choice.

Materials

- Index cards
- Pencils
- Crayons

Instructions

1. Pass out an index card to each student, and have them write out three pieces of advice that they can give to Adam and Eve to convince them to say "no" to the crafty serpent.
2. They can draw on the blank side of the index card if they have time. As soon as they are done, ask the students to switch their cards with their neighbor and read aloud to the class.
3. Take some time to talk about how Adam and Eve could have made a better decision. Ask students how they will handle a situation when they are tempted to do something wrong.

3

Act It Out / Optional

Objective: To review the Bible story.

Instructions

Call on three volunteers (Adam, Eve, Serpent) to act out the events from the story. You may want to bring a piece of fruit for visual effect. You can read portions from Genesis 3 to help.

[Adam & Eve stand at one side of the room. The serpent "crawls" across the floor to them.]

Serpent: "Did God really say not to eat from that tree?"

Eve: "God said if we eat from it, we will die."

Serpent: "You will not die if you eat this."

[Remind the students about the choice.]

[Eve looks at the fruit.]

Eve: "This looks like good fruit, why would God not want me to eat it?"

[She takes a bite and shares with Adam.]

Explain to the students that life is full of choices and every choice makes other things happen. Some choices lead to good things and others lead to bad things. This choice to disobey God resulted in many bad things for all people.

E1 Year 1 Book 1 Lesson 3—The Fall of Man

Homework Assignment

Name: _____ Parent signature: _____ Date: _____

Bible Truth: When we make a wrong decision and sin against God, we have to suffer the consequences.**Lesson Objectives:** 1. To obey God's commands and take responsibility for our daily actions.
2. To fear God by keeping His commandments.**Bible Reading:** Please put a checkmark in the space when you complete the reading each day.**Prayer:** Please put a checkmark in the space on the days you prayed to God.

	Sun	Mon	Tue	Wed	Thu	Fri	Sat
Bible Reading							
Prayer							

Memory Verse

Please write down this week's memory verse.

(Psalm 119:11)

What I Learned from the Bible This Week

1. _____
2. _____
3. _____

Homework Assignment

Understanding What You Have Learned

Fill In the Blank

(crawl work life knowledge ashamed serpent pain)

1. The two special trees found in the garden of Eden were the tree of _____ and the tree of the _____ of good and evil.
2. A _____ told Eve that she should eat the fruit, even though God had told her that she would die if she did.
3. After Adam and Eve disobeyed God and sinned, they felt _____, so they covered themselves.
4. Man's punishment was to _____ hard to get his food.
5. Woman's punishment was to feel great _____ during childbirth.
6. The serpent's punishment was to _____ on the ground and eat dust.

True or False

7. Adam lied and blamed the serpent for his sin. _____
8. Adam and Eve continued to live in the garden of Eden after they sinned. _____
9. God made clothing out of animal skin for Adam and Eve. _____

Life Application

10. When we do something wrong, we often want to hide our mistake. However, we know that God is a compassionate God, and He will forgive us if we confess and repent. Describe three things you can do to show God that you are truly sorry about your mistake.

LESSON 4

CAIN AND ABEL

BEFORE YOU TEACH

The Offerings of Cain and Abel: How Were They Different?

Abel's name means "breath" or "vapor," referring to the shortness of his life. Abel was the second son born of Adam and Eve. One day, Abel and his older brother Cain made offerings to God. "Cain brought an offering of the fruit of the ground to the Lord. Abel also brought of the firstborn of his flock and of their fat. And the Lord respected Abel and his offering, but He did not respect Cain and his offering. And Cain was very angry, and his countenance fell" (Gen 4:3b-5).

Why was one sacrifice accepted and the other rejected? Generally, it has been concluded that Cain's sacrifice was rejected because he did not, like his brother, offer a blood sacrifice in an effort to atone for his sins. However, in the Bible, it is recorded that "by faith Abel offered to God a more excellent sacrifice than Cain" (Heb 11:4a). Abel did what God instructed while Cain did not. Cain did not offer the best sacrifice.

In the Book of Isaiah, God said, "To what purpose is the multitude of your sacrifices to Me?" "I have had enough of burnt offerings of rams and the fat of fed cattle. I do not delight in the blood of bulls, or of lambs or goats" (Isa 1:11). Hadn't God commanded those offerings? Yes, He had, and they were blood offerings. Similarly, the book of Micah 6:7-8 records: "Will the Lord be pleased with thousands of rams, ten thousand rivers of oil? Shall I give my firstborn for my transgression, the fruit of my body for the sin of my soul? He has shown you, O man, what is good; And what does the Lord require of you but to do justly, to love mercy, and to walk humbly with your God?" These people had forsaken humility, justice, and a heart of mercy which God deeply desired. It was not the details of the offerings that were being inspected but the heart of the worshippers. It has always been true that "the sacrifice of the wicked is an abomination to the Lord, but the prayer of the upright is His delight" (Prov 15:8).

"Abel also brought of the firstborn of his flock and of their fat. And the Lord respected Abel and his offering" (Gen 4:4). The emphasis here is on Abel's humble heart. The Lord had regard for Abel and his offering, but for Cain and his offering He had no regard.

Now, let us look at Hebrews 11:4 again: "By faith Abel offered to God a more excellent sacrifice than Cain, through which he obtained witness that he was righteous, God testifying of his gifts; and through it he being dead still speaks." God bore witness to Abel's righteousness by accepting his gift.

By His rejection of Cain and his offering, God bore witness, not to an improperly detailed ritual of worship, but to the wickedness of Cain. The apostle John recognized Cain's evil nature and urges: "For this is the message that you heard from the beginning, that we should love one another, not as Cain who was of the wicked one and murdered his brother. And why did he murder him? Because his works were evil and

BIBLE TEXT

Genesis 4

BIBLE TRUTHS

1. God knows everything, even what is in our hearts.
2. God doesn't want us to hurt others.

LESSON OBJECTIVES

1. To ask God to help us when we become angry by praying and talking to our parents.
2. To share things with brothers and sisters both at home and in church.

MEMORY VERSE

"A fool vents all his feelings,
but a wise man holds them back."

(Proverbs 29:11)

PRAYER

In the name of the Lord Jesus Christ, we pray. Lord, we come again to worship You and to learn more about You. Please let us understand that we need to help ourselves when we become angry by praying to You and by talking to our parents and our teachers. Hallelujah! Amen.

his brother's righteous" (1 Jn 3:11-12). Cain was evil at heart, and the sacrifice of the wicked is an abomination. John did not say that Cain was evil because he killed his brother, but that he killed his brother because he was already evil. John indicated that Cain did not love. Cain's hatred toward his brother before he had even offered brought God's rejection and was the motivation for his

murderous actions.

Abel did not make an offering to achieve righteousness. He was righteous already because of his faith. God bore witness to that fact by accepting him and his offering. Conversely, Cain evidently sought to achieve righteousness through rituals of worship when he was actually evil at heart.

UNDERSTANDING YOUR STUDENTS

At this young age, it is very difficult for children to describe their thoughts. It is hard for them to tell others when they are angry, sad or happy. Their thoughts usually manifest themselves in the form of something physical. If they are angry, they might hit someone. If they are sad, they will cry. If they are happy, they will giggle or give someone a spontaneous hug. In today's story, the feeling being explored is anger. While the students are not at a point where they will conspire to hurt someone, it is common for them to ignore a friend when they are mad or even hit another out of anger. Therefore, it is important to talk about this issue with them. Rather than focusing on what not to do, we can use concrete examples and talk about what we can do when we are angry. It is critical to let the students know that it is okay to be angry. Children are often told that they should not be angry and that sends them a mixed message when they see adults or their own parents angry. God made us with feelings and it is inevitable that we will get mad sometimes. What the students need to learn is what to do with their feelings when they do get angry.

Luckily, children at this age are also quick to forget their anger and quick to make up with their friends or family, so we don't need to make it too complicated for them. These are just some simple rules to follow when they feel angry:

1. It is never okay to hurt someone [talk about what hurting means, e.g., hitting, spitting, kicking or throwing things]. Calling people names or saying bad words also hurts others emotionally. It is good to tell someone why you are angry with them, but do not do it in a hurtful way (for example, nicely and politely ask them to stop doing something that irritates you).
2. It is always a good idea to talk about your feelings/anger with a grown-up.
3. Teach them strategies to learn to cope with anger, like counting to ten or kneeling down to pray. It is never too early to learn how to manage our feelings, especially one like anger, which can lead to more serious sin when not kept in control.

VOCABULARY

righteous: morally upright
delicious: highly pleasing to the senses, especially in taste or smell
firstlings: a first product or result
countenance: the look or expression on a person's face

REVIEW

Last week, we learned what happened to Adam and Eve in the garden of Eden. Boys and girls, do you remember who lived in the garden of Eden? (Adam and Eve, and all of the animals God created for them to take care of.) What did Adam and Eve eat while they were in the garden? God planted all kinds of trees with delicious fruit, and they could eat whatever they wanted except...do you remember? That's right; they were not allowed to eat fruit from the tree of the knowledge of good and evil. Who gave Adam the fruit to eat? (Eve.) And who told Eve that she would be like God if she ate it? (The serpent.) So when Adam and Eve ate the fruit how did they feel? (Shameful because they were naked.) What did God say to them? (They had to leave the garden, Adam had to work for food from now on, and Eve would have pain when bearing children.)

BIBLE STORY

Adam and Eve Have Children

After Adam and Eve left the garden of Eden, they were very sad. Now, they no longer had animals to play with every day. Now, they could not eat the delicious fruit from all the trees in the garden. Now, when they got hungry, they would have to go and find or plant their own food to eat. Adam and Eve had to work very hard.

After some time, Adam and Eve had two sons. They were happy because they were their children. The first son was called Cain. After he grew up, he became a farmer. The second son was called Abel, and when he was old enough, he took care of the sheep. Just like their mother and father, Cain and Abel worked hard every day, taking care of their crops and sheep.

Cain and Abel Worship God

Remember, Adam and Eve could not live in the garden of Eden because they had disobeyed God. But they did not forget about God. They even taught Cain and Abel who God was. One day, Cain and Abel wanted to worship God by bringing Him a gift. During that time, there was no church, so the brothers probably worshiped God in the open fields.

Cain brought God some of the fruit of the ground. Abel offered to God the firstlings of his flock and their fat portions. God liked Abel's gift very much because he offered his best to God. But God did not like Cain's gift because Cain did not give God the best. What do you think happened next? Abel was glad that God liked his offering. But Cain became very angry. He was mad that God did not like his gift. He became so angry that God had to talk with him. Boys and girls, have you ever had an adult talk to you when you were angry? How did it feel? [Let students share their experiences.] Now let's find out how God talked to Cain and how he felt.

Cain Is Angry

Cain was very angry. In the Bible it says that "his countenance fell." What do you think this means? Can everyone show what it looks like when your countenance falls? [Students should be showing frowning and angry faces.] Have you ever felt this way when you're angry?

God could see that Cain's face looked angry and said to Cain, "Why are you angry? And why has your countenance fallen? If you do well, will you not be accepted? And if you do not do well, sin lies at the door. And its desire is for you, but you should rule over it."

What do you think God was telling Cain to do when He said this? God said these things to Cain because He wanted to help Cain take away his anger. God knows that it is not good to be angry for a long time. It can make people do things they don't want to do, like say mean things or even hurt someone. Well, after Cain heard these words from God, what do you think happened? Did he

stop being angry? No, he became even angrier, so angry that he wanted to find a way to hurt his brother Abel.

Cain Kills Abel

One day, both Cain and Abel were out in the fields. When Cain saw his brother, he became very angry again. Why do you think he felt this way? (It was probably because he couldn't stop thinking about how God did not like his gift and only liked Abel's.) How might our bodies feel when we are angry? (Our hearts might pound faster and faster, and our bodies might get hotter and hotter.) Cain wanted to hurt Abel because he was so mad. And do you know what he did? He got up, hit his brother, and killed him. Now, Abel was dead. He could not talk anymore. He could not laugh anymore. He could not take care of the sheep anymore. His mother and father would not be able to see him alive again.

God Talks to Cain

Cain did not think anyone would find out that he killed his brother. But God knew. He knows everything. God came to ask Cain, "Where is your brother Abel?"

Cain was still a bit angry and he told God, "I don't know! It is not my job to look after him." But Cain knew where his brother was. He had just killed him. But he did not tell God the truth. He did not say he was sorry.

Cain Becomes a Wanderer

God continued to say to Cain, "What have you done? Your brother's blood is crying out to me from the ground. You are a farmer, but because you killed your brother, you cannot be a farmer anymore because the ground will not bear any more fruit for you. You will have to wander the earth for the rest of your life."

Cain was very sad when he heard God's words because it was a harsh punishment. Now, he could not farm or grow plants and fruit anymore. He would have to walk and walk all his life, with no place to call home. Cain was also scared because he thought that people might want to hurt him if they found out that he killed his brother.

Cain said to God, "My punishment is more than I can bear. You have driven me out from Your presence. What if someone finds me and kills me?" Even though Cain had killed his brother, God still showed mercy to him. God put a special mark on Cain so that anyone who saw it would not hurt him. Even though Cain had done something very wrong, God still loved him enough to protect him. But Cain was still very sad because he could not be with his parents anymore and had no real home. But because he had hurt his brother in a moment of anger, God left him and he had to wander by himself.

Control Our Anger

We learned from today's story that it is dangerous to be angry and act out our anger. Cain did something bad by killing his brother because he was mad and could not control it. What are some things that we or others might do if we get angry and do not control our anger? [Let

students respond.]

We all get angry sometimes, but we should not hurt people with our bodies or with our words by saying mean things. We need to ask God to take away our anger and work out our feelings. We do not want to end up like Cain who had to leave his family and God.

CHECK FOR UNDERSTANDING

1. **What were the names of Adam and Eve's children?** Cain and Abel.
2. **What did Cain and Abel do to worship God?** They offered special gifts to Him.
3. **Why did God like Abel's gift but not Cain's?** Abel gave God his best but Cain did not.
4. **What does it mean to give our best?** Answers may vary; possible answer: to try our hardest.
5. **How did Cain feel after God did not accept his gift?** He got very angry.
6. **What did Cain do to his brother when he was angry?** He killed him in the field.
7. **Was Cain sorry for what he did?**
No, he wasn't; he did not tell God the truth when God asked him where his brother was.
8. **What did God do to Cain for killing his brother?** He made him wander the earth for the rest of his life.
9. **How should we deal with our anger?**
We should tell people nicely why we are angry with them. We should not hurt others or call them names.

MEMORY VERSE PRACTICE

Please reinforce the memory verse every week.
You can practice the memory verse with your students anytime during class.

"A fool vents all his feelings, but a wise man holds them back." (Proverbs 29:11)

HOMEWORK ANSWER KEY

1. "A fool vents all his feelings, but a wise man holds them back." (Proverbs 29:11)
2. Cain, Abel
3. angry
4. wander
5. B
6. A
7. False; Cain lied and said he did not know where Abel was.
8. True
- 9-10. Answers may vary.

TEACHING IDEAS FOR LIFE APPLICATION

Everyone feels angry sometimes. It is how we work out our anger that makes or breaks us. When anger is left unchecked, it leads to sin, like when Cain killed Abel because God rejected his offering. In fact, God gave Cain another chance, but instead of reflecting upon his life and taking an honest look at himself, he let anger rule over him and he committed murder. While we may not be so angry as to hurt someone physically, we can do just as much damage with our words when we are mad at someone. We need to remember that our words can be like fire if left unchecked. The damage they do cannot be reversed, like a fire that burns out of control. But anger does not have to lead to sin. The Bible has given us examples of what to do when we feel angry. It teaches us not to be angry for long (Eph 4:26). That means we should not hold grudges. We should deal with our anger right away by talking it out or by praying to God about it and then letting it go.

SPIRITUAL TEACHING & LIFE APPLICATION

1. It is wrong to take our anger out on others by hurting them.**A. Discussion**

1. What are some ways you can hurt others out of anger? (Physically and verbally.)
2. How do you feel when you hurt others? (Some students might feel sorry, some might feel good.)
3. How do others feel when you hurt them? (They might feel angry or hurt.)
4. When you hurt others out of anger, what might happen to you? (You might get in trouble with parents or teachers, others might not want to be your friend or play with you, you might feel miserable, etc.)
5. How do you think God feels when you hurt others out of anger? (God feels very sad.)
6. The Lord Jesus taught us to love our enemies instead of hurt them. How can you change your mind from hurting someone to loving them when you're angry with them? (Control your anger, etc.)

Make the following testimony and discussion questions into a worksheet. This is meant to be a critical thinking and discussion activity. After reading this story the students should think of their own answers for one or more (depending on time, number of students, etc.) of the discussion questions below and write down their answers. After all of the students have some answers written down the teacher will ask the questions and have the students answer using what they have written down. The teacher may ask if other students have different answers.

B. Testimony

Directions for students: Read along as the teacher reads this testimony aloud. The teacher will assign one question for you to answer below. Then write down your answer and share it with the class when the teacher calls on you.

There was a sister who was really angry with her brother for being dirty and lazy and for never cleaning up the bathroom. She always told him to clean up, but they would get into long, heated arguments about what "clean" really was, and whether or not it really mattered. It was so bad that the brother and sister did not want to talk to each other. The sister was angry because her brother would not listen to her. The brother was angry because his sister kept bossing him around. But it was almost time for SSC, and the sister knew that it was not a good thing to be angry with her brother, or else she would not feel right with God during SSC. Before going to SSC, the sister cleaned up the bathroom for him without him knowing! Instead of yelling at him or saying mean things, she put her energy into scrubbing and cleaning. Her brother noticed it and was thankful and became kind to his sister. Both of them felt better when they went to SSC. They knew that God did not want them not to be angry with each other.

Discussion Questions

1. Why was the sister angry with her brother? Why was the brother angry with his sister?
2. What did the sister do instead of continuing to be angry?
3. Why did the sister think that it wasn't good to be angry with her brother?
4. How did the brother feel about what his sister did?
5. How do you think God feels when we are angry with others?
6. Why do you think it matters to God that we not be angry with others? (ref. Mt 5:21-26)
7. What are some ways we can turn our anger into love?

2. Take control of our anger so that we do not sin against God.

Read the following memory verse together then determine if the children in the scenarios below are foolish or wise.

“A fool vents all his feelings, but a wise man holds them back” (Proverbs 29:11).

A fool gives full vent to his anger. To give full vent to your anger means to keep on being angry and to act it out by hurting others, either by hitting them or by saying something mean. But a wise man keeps himself under control.

1. Abby and her little sister Loretta are always in each other's way when they play with their dolls. Only one of them can hold the newest Barbie at a time, and they always argue over who gets to hold the doll. Their mom noticed that they didn't get along whenever they played with dolls. Abby told her mom that she was upset because Loretta was hogging the dolls too much. Her mom told her that sometimes she should let her little sister choose the doll first. So one day Abby decided to let her little sister choose which doll to play with first, and from then on they would take turns choosing first. Was Abby being foolish or wise?
2. Johnny didn't like Nicky, a bully in his class who teased him a lot. One day Nicky learned that teasing others was wrong, so he came to Johnny and said he was sorry for all the times he had teased him. But Johnny was so angry at Nicky that he would not talk to him or be his friend. He just gave Nicky an angry face whenever they saw each other. Was Johnny being foolish or wise?
3. Every evening Phil and Isabelle's dad brought home extra cookies from the bakery where he worked. Phil, being quicker, always ate the cookies before Isabelle even got a bite. Isabelle felt angry, but she went to her dad to tell him that she hadn't been able to eat any cookies because Phil kept taking them all. So, from then on her dad kept an extra special cookie for her. She thanked her dad for doing this for her. Was Isabelle being foolish or wise?
4. Sally was jealous of her sister Danielle because Danielle was more popular. Everyone talked about how Danielle was great at everything—art, sports, music. One day, while Danielle was singing in front of the mirror in the bathroom, Sally couldn't take it and started throwing hair pins at her. Was Sally being foolish or wise?
5. Danny, Simon, and Larry were on the same soccer team. Sean from the other team kicked Danny so hard during the soccer game that Danny had to go to the hospital because he broke his finger. Simon and Larry decided to take revenge by going over to Sean's house and kicking him in the shin. Were Simon and Larry being foolish or wise?

Bonus: Can you guess which Bible stories these different stories are related to? (Answers: 1. Abraham & Lot; 2. Jonah & the Ninevites; 3. Isaac & the Philistines; 4. Saul & David; 5. Dinah, Simeon, Levi and Shechem.)

The “How Can We Control Our Anger?” Game

Materials

- One index card per student
- One large sign with a sad face or the word “HURT” written on it

Let's practice controlling our anger!

What are some ways you can deal with your anger so that you don't hurt anyone by what you do or say? (Some students might have good suggestions such as counting to 10, praying silently, thinking of a hymn, etc.) Write these on the board.

Setting Up

1. Give each student one (or more, if there is time or if you have few students) index card(s).
2. Have students write on the card a scenario where they might get angry with someone.
3. Collect the cards, mix them up, and distribute them randomly to the students.

Role-playing

1. Let students take turns coming up to the front of the class and reading the scenario aloud. Let students be creative and act out an “angry face.”
2. After the student is finished reading, give him or her about fifteen seconds to act out one of the methods on the board before you put up the sad face or “HURT” sign. If the student is able to act one out within fifteen seconds, he wins. If the student is not, he gets another chance after others have taken a turn.

Explain to the students that if we get angry and do not control it, then we might hurt someone before we know it. That’s why it is important to know all these ways to control our anger. Also, remind the students that God always gives us chances to control our anger because He cares about us.

3. Listen to the counsel of God and your parents.**A. Discussion**

1. Who can you talk to when you’re angry? (Parents, God)
2. Why do you think these are people that are good to talk to when you are angry?

B. Sing a hymn in your heart

Sometimes God reminds us of what we should do through hymns. Do you sometimes have a hymn stuck in your head? When this happens, don’t try to block it out. The Holy Spirit may be reminding you of something!

Let’s sing the hymn “Did You Think to Pray” together (if you are short on time, just sing verse 3).

Did you notice that in verse 3 it says, “When your heart was filled with anger...”? What does this hymn say to do if your heart is filled with anger? (Pray!) You can kneel down to pray in tongue, pray in understanding with your parents, say a silent prayer, or even sing a hymn! A hymn is a kind of musical prayer to God.

What is your favorite hymn? [Let students share. If there is time, let them sing the hymns. Try to help them memorize the chorus of some of these hymns.] Whenever you have a hymn in your heart it will help you calm down if you become angry (cf. King Saul and David’s harp playing).

ACTIVITY**1****Don't Let the Sun Go Down On Your Anger!**

Objective: To learn to forgive and to not hold any grudges after the sun goes down.

Materials

- Activity printouts
- Scissors
- Tape
- Colored pencils, markers, crayons, etc.


Instructions

1. Write down three ways you can control your anger.
2. Color the sun, the hill, and anything else you would like to decorate.
3. Cut at the dotted lines.
4. Tape the sun on the strip at the indicated place and tuck the strip through the slits.
5. Tape the hill at the indicated place.
6. Move the sun to the top next to the number one. If you get angry, start with number one and do what it says. If you’re still angry, go to two. If you’re still angry, go to three. But remember, don’t let the sun go down on your anger!

Color the hill and cut it out along the dotted lines.



Color the sun and cut it out along the dotted lines.



Tape or glue the sun here after cutting it out.

Cut this slit with the teacher's help

Don't let the sun go down on your anger!

1. _____

2. _____

3. _____

Cut this slit with the teacher's help

Tape the bottom edge of the hill here. Do not tape down the top of the hill.

E1 Year 1 Book 1 Lesson 4—Cain and Abel

Homework Assignment

Name: _____ Parent signature: _____ Date: _____

Bible Truths: 1. God knows everything, even what is in our hearts.
2. God doesn't want us to hurt others.

Lesson Objectives: 1. To ask God to help us when we become angry by praying and talking to our parents.
2. To share things with brothers and sisters both at home and in church.

Bible Reading: Please put a checkmark in the space when you complete the reading each day.

Prayer: Please put a checkmark in the space on the days you prayed to God.

	Sun	Mon	Tue	Wed	Thu	Fri	Sat
Bible Reading							
Prayer							

Memory Verse

Please write down this week's memory verse.

(Proverbs 29:11)

What I Learned from the Bible This Week

1. _____
2. _____
3. _____

Homework Assignment

Understanding What You Have Learned

1. Write down the memory verse for this week.

Fill In the Blank

(angry Abel wander Cain)

2. The names of Adam and Eve's children were _____ and _____.
3. Cain felt _____ after God did not accept his gift.
4. God told Cain that he had to _____ the earth for the rest of his life.

Multiple Choice

5. ____ : What did Cain and Abel do to worship God?
- They wrote psalms praising God.
 - They offered special gifts to God.
 - They spoke to God face to face.
6. ____ : What did Cain do to his brother when he was angry?
- He killed him in the field.
 - He stole Abel's sheep and offered them to God.
 - He ran away from home.

True or False

7. Cain was sorry for what he did and told God the truth when God asked him where his brother was. _____
8. God liked Abel's gift but not Cain's because Abel gave God his best but Cain did not. _____

Life Application

9. Pretend you are writing a letter to Cain before he killed his brother Abel about why he should control his anger and what he can do to control his anger. Write at least one sentence every day next week. Here is an example:

Dear Cain, I know that you are very angry with your brother Abel. Here is what I think you should think about before you do something to hurt him.

- _____
- _____
- _____

Sincerely, _____ (your name)

10. Turn this downcast face (or fallen countenance) around!

Work with your mom or dad. First, make up a situation when you would be angry. Pretend you are angry and draw an angry face in the left box. Talk to your parent about your anger. Have your parent talk to you about how you can change your face. Then, in the box on the right, draw what your face is like after you have talked to your parent.

LESSON 5

NOAH'S ARK

BEFORE YOU TEACH

Noah's Ark

Noah's ark was 450 feet long, 75 feet wide and 45 feet high. A vessel of this size would have about 1,396,000 cubic feet of space, easily accommodating 35,000 different kinds of vertebrates along with Noah and his family. In modern-day comparisons, the ark was 90 feet longer than a football field and 150 feet taller than the Statue of Liberty. The proportion of the ark made it an extremely stable design, similar to those of modern cargo ships. The entire vessel was coated with pitch inside and out to make it watertight, and space was left under the roof for light and air.

It was a gigantic task to build the ark, gather the animals, and store the necessary food. Noah and his three sons could not have done it alone. But being the grandson of Methuselah and the great-grandson of Enoch, he may have been a city-king and employed thousands of men in the work. He probably spent at least one hundred years building it. Although he was undoubtedly the object of unceasing ridicule, he held fast to his faith and finished the project. In the end, he and his family were saved from the worst disaster in human history.

Modern Findings

The ark, as recorded in Genesis, settled on Mount Ararat. Today, the mountains of Ararat lie in present-day Turkey. The mountains tower 17,000 feet above sea level. A number of attempts have been made to locate the remains of the ark. While fragments have been found, which some claim are from the ark, such claims have yet to be substantiated. The rough terrain, severe weather, and political tension in the region have prevented a careful survey of the area. The altitude of this mountainous region is significant. In any local flood, the ark would have been swept along toward the sea. Only a cataclysm like that described in Genesis chapters seven to eight could have lifted Noah's ark to such a height.

Noah's Faith and Obedience

In Noah's day, the earth had become so saturated by sin and wickedness that God resolved to destroy the human race (Gen 6:3-7). Noah, because of his faith, was the only person on earth who found favor with the Lord (Gen 6:8). God revealed to Noah His plan to destroy man with a flood (Gen 6:17). Obviously, this type of catastrophe had never occurred on the earth before this time. In fact, Noah had never even seen a flood or rain before (Gen 2:5). When one understands these facts, it becomes clear how difficult it would have been to have the faith necessary to believe God. But Noah did believe God. As Hebrews 11:7 says, he "moved with godly fear." Because Noah feared and respected God, he built the ark as God instructed. This is a key ingredient to our

BIBLE TEXT

Genesis 6

BIBLE TRUTH

God protects those who follow His words and commands.

LESSON OBJECTIVES

1. To trust in God's word.
2. To follow God's commandments.

MEMORY VERSE

"Trust in the Lord with all your heart, and lean not on your own understanding."

(Proverbs 3:5)

PRAYER

In the name of the Lord Jesus Christ, we pray. Thank You Lord Jesus, for gathering us here again to worship You and learn more about You. Please help us to remember to follow You wholeheartedly. You are the almighty God and You will deliver those who fear You and keep Your commandments. Hallelujah! Amen.

faith. We cannot say we fear and respect God, and then disobey Him.

Noah's faith was so great that he became "heir of the righteousness which is according to faith." Noah did not become righteous because he built the ark. He built the ark because he was righteous. We have already seen that he was the only person on earth who had found favor in the eyes of the Lord (Gen 6:8). Not only that, Noah also proclaimed the righteousness of God in an ungodly world (2 Pet 2:5), obeyed His commandments, and condemned those who refused to believe.

Even in this age, just as in the days of Noah, the earth and mankind wait to be destroyed by the judgment of God (2 Pet 3:3-7). The first judgment was by water, the next will be by fire. Why has the Lord not come yet? Because "the Lord is not slack concerning His promise, as some count slackness, but is longsuffering toward us, not willing that any should perish but that all should come to repentance" (2 Pet 3:9).

What happened when Noah obeyed God in faith?

When Noah built the ark, salvation was brought to his family (wife, three sons, three daughters-in-law), and they escaped the coming judgment. It is important that we recognize the impact of our faith upon our students and families.

Many of us have trouble sticking to any project, whether or not it is directed by God. It is interesting that the length of Noah's obedience and faith was greater than the lifespan of people today. The only comparable long-term project is our lives. But perhaps this is one great challenge Noah's life gives us—to live, in acceptance of God's grace, an entire lifetime of obedience and gratitude.

To say that Noah was just and perfect does not mean that he never sinned (the Bible records one of his sins in Genesis 9:20-21). Rather it means that he whole-heartedly loved and obeyed God. For a lifetime, he walked step by step in faith as a living example of his generation. Like Noah, we live in a world filled with evil. Are we influencing others or being influenced by them?

UNDERSTANDING YOUR STUDENTS

Children of this age probably view promises as things that their parents agree to do no matter what. In reality, sometimes the promises are kept, and sometimes they are not. Even though parents love their children very much, they are still limited as humans and sometimes are unable to fulfill their promises. However, we can help our little ones understand that God has made promises to us and He will keep every single one of them. He is all-powerful, so He is not limited by a lack of ability. He is also just and righteous, so He will not break any of His words.

So what are the promises that the Lord has made to

us? The first and greatest promise is that of eternal life, or a promise of the future. This may be an abstract concept for the students to grasp, but we can explain to them that the Lord has promised that we can go to a wonderful place called heaven one day if we do what He says. Secondly, He has made a promise to us regarding our present lives, which means that we can count on His Spirit now for love, guidance, protection, and mercy, to name a few. Lastly, He has made a promise to us regarding the past, which means that whatever we have done wrong, He is willing to forgive if we ask.

VOCABULARY

- ark:** a chest or box; in Noah's case, the ark was a boat
- destroy:** to put an end to; to do away with
- righteous:** to always think and act in a way that is right and good; morally upright
- pitch:** a dark, sticky substance obtained from tar for waterproofing
- altar:** an area built to worship God

REVIEW

Last week, we learned about Adam and Eve's two sons. Does anyone remember their names? (Cain and Abel.) Cain and Abel each brought an offering to God. Abel offered his best: firstlings of his flock and their fat. Cain offered fruit of the ground. How did God receive each offering? God accepted Abel's offering with gladness, but did not like Cain's offering. This made Cain very angry with Abel. Can anyone share what happened next? (Allow students to answer.) Right, Cain allowed his anger to control him and he made the decision to kill Abel. Was Cain sorry that he had killed his brother? (No, he even lied to God about killing Abel.) In the end, God punished Cain for murdering Abel by making Cain a wanderer for the rest of his life. We learned that when we are angry, we must not let our anger control our actions or our words. Instead, we should pray to God for peace and nicely tell others why we are angry with them.

BIBLE STORY

Noah

At the beginning of time, when God first created the world and all that was in it, everything was perfect and beautiful. However, everything changed when Adam and Eve sinned against God. After Adam and Eve died, people became more and more evil. There was only one person on the whole earth who was different from all the others; he was a good and righteous man, and he walked with God. His name was Noah. Do you think Noah had many friends? Would people like Noah if he were the only good person who still obeyed God's words? How would Noah feel about being "different" from all the people around him? [Help students connect to the many challenges that Noah might have faced.] Well, Noah was probably teased by the people around him all the time for being the only person who still worshiped God and obeyed His commands. It must have been hard for Noah, but did he decide to leave God? No. In fact, he did exactly the opposite.

One day, God talked to Noah and told him what He was going to do. He told Noah to talk to as many people as possible and encourage them to repent and return to God, because He was going to destroy the earth and everything in it. How was God going to destroy the world? (With a flood.) However, God made a special promise to Noah to keep his family safe. God also asked Noah to start building an ark, which was a big boat. This ark was going to be so big that there would be enough room for at least two of every kind of animal, one male and one female, in the whole wide world! Wow, this was indeed a big project for Noah!

The Ark

After talking to God, Noah and his three sons, Shem, Ham, and Japheth, began building the ark. They had to chop down many trees to make smooth boards. They had to put the boards together piece by piece, according to God instructions. God told Noah to build an ark that was longer than a football field. It would have a lower, middle, and upper deck, a door and a window. [You may wish to invite some students to come up to the board to draw this

ark; or students can each be given a piece of scrap paper to draw what they think the ark would have looked like.] They had to make pitch to coat the ark so that it would be waterproof. The ark was 450 feet long, 75 feet wide, and 45 feet high. It is said that the ark could fit as many as 7,000 different kinds of animals! It was also big enough to store food for Noah's family in addition to all the animals. Now Noah was already 500 years old. How could a 500-year-old man build such a huge ark? What do you think Noah said when God gave him this big job to do? [Let students respond.] Noah didn't argue. Instead, he obeyed God because he knew he could trust God. He knew that God would help him. So Noah relied on God to help him and he started to build the ark. Noah built it exactly according to God's command and instructions. Day after day he continued to work. [Make hammering and sawing noises; invite students to join in.]

The whole time they were building the ark, Noah was also going around urging people to repent and turn back to God. He warned them that if they didn't do so, they would all be destroyed. He also told them it was going to start raining soon, but no one believed him.

Imagine for a second that you are Noah. You work hard to follow God's instructions, but none of your friends help you or believe you. You work on the ark for years and years without any sign of heavy rain or flooding. All of your friends laugh at you. If you think you would feel sad, raise your hand. If you think you would be disappointed, raise your hand. If you think you would stop building the ark, raise your hand. How many of you would continue to have hope in God? How many of you would continue to build the ark?

It took Noah about a hundred years to finish building the ark. By that time, Noah was already six hundred years old. Why was Noah able to do it? (Because he relied on God.) Just after Noah and his sons had pounded in the last nail and made sure the ark was sealed and waterproofed properly, the Lord said to Noah, "Take seven pairs of every kind of clean animal and two pairs of every kind of unclean animal into the ark. Then take your wife, your sons, and their wives

into the ark." So Noah did exactly what God told him to. God knew that it would be very hard for Noah to gather every kind of animal that was on the face of the earth, so He caused all of them to go to Noah by themselves. So Noah did it again with God's help. Can you name some animals that went into the ark? [Show some animal cutouts/toys.] Imagine all the noise that the animals made! [Ask students to make some animal noises.] Within seven days, every kind of animal—birds, animals, and crawling creatures, male and female—had entered the ark. Can you picture all the different types of animals going into the ark in pairs? That must have been quite a sight!

Finally, after the animals had gone into the ark, eight people entered it. Who were these eight people? [Let students respond.] Why were Noah and his family the only ones who could enter? [Let students respond.] Then God shut the door tightly. Now they would be safe in the ark.

As all this was happening, the people outside were probably looking on in amazement. "That old Noah must be out of his mind!" someone must have said. "There is not going to be any rain. I just don't believe it!" another person might have commented. Noah looked at the people sadly. He knew there was nothing he could do to make them believe that God meant what He said.

Even though God had to make the hard decision to destroy the wicked people, we must remember that our God is loving and that He always gives us a chance to do the right thing. When Noah was warning his friends while he was building the ark, they all had a chance to repent, but they didn't. If we do repent, God will forgive us when we admit our wrongdoings. But since the people chose not to listen, we will find out what happened to them in our next lesson.

CHECK FOR UNDERSTANDING

1. **Why was God sad that He had made man?** Man had become very wicked and did many evil things.
2. **What did God decide to do because men were so wicked?**
He decided to wipe out all of the living things upon the earth with a flood.
3. **Who was the one man who was different from all the others?** Noah.
4. **What did God tell Noah to do?**
He told Noah to build an ark, so that he could keep his family and many animals safe during the flood.
5. **Who were Noah's helpers in building the ark?** His three sons Shem, Ham, and Japheth.

MEMORY VERSE PRACTICE

Please reinforce the memory verse every week.
You can practice the memory verse with your students anytime during class.

"Trust in the Lord with all your heart, and lean not on your own understanding." (Proverbs 3:5)

HOMEWORK ANSWER KEY

1. wickedness
2. flood
3. Noah
4. ark
5. Shem, Ham, Japheth
6. repent
7. False; it took him about 100 years.
8. True
9. Answers may vary.
10. Answers may vary.

SPIRITUAL TEACHING & LIFE APPLICATION

1. Noah trusted and obeyed God's commands.

- Trust God in all of our daily actions and choices.
- Be a good listener to what God wants us to do in our daily lives.
- Be a living example and bring good influence to other people around us.
- Be courageous about doing what is right, even if you are the only one doing so.
- Be patient, especially when things don't happen immediately.

2. God protects those who trust and obey.

- Remember a time when God protected us and our family.
- Call on God whenever we need help.
- Spend time with other brothers and sisters who set a good example of obedience to God.

ACTIVITIES

1

Obedience Ark

Objective: To remind students that they need to please God by obeying Him daily.

Materials

- Brown construction paper or brown paper bags
- Scissors
- Markers or pencils
- Glue
- String
- Ark template; one per student

Instructions

1. Pass out one ark template to each student.
2. Cut strips of brown paper to represent the planks of wood.
3. Arrange the planks so that they cover the template lengthwise.
4. Glue the strips of paper onto the ark template to build an ark just like Noah.
5. Cut out the ark according to the template, trimming the planks as you cut.
6. On each plank, have the students write one thing they can do to be obedient to God (e.g., pray each night, respect my parents, be nice to my sister, etc.). Try to make sure the writing stays inside the ark.
7. Punch a hole near the top of each ark, attach a string, and hang it up somewhere visible in the classroom.

2

Noah Says

Objective: To obey God at all times.

Instructions

1. First, divide the students into three teams: dogs, cats, and ducks.
2. Explain to the teams that they are dogs, cats, or ducks. Dogs **bark** and **beg** (arms raised and hands pointed down as if begging for food); cats **meow** and pretend to **lick** their paws (hands); and ducks **quack** and **waddle** (bend down with hands touching shoulders like wings).
3. Now give commands to the students. You can choose whether or not to say "Noah says" before the commands. The rules are listed below and the commands you can give have been bolded above.

Note: For older students, you can combine commands to make it more difficult. For example: "Noah says, 'Bark and waddle.'" (Everyone barks and waddles.) "Lick and quack." (Only cats lick and only ducks quack.)

Rules**A. All the students have to obey the commands when "Noah" says them.**

For example, when you say, "Noah says 'Bark,'" all the students bark. When you say, "Noah says, 'Be still,'" all the students have to be still.

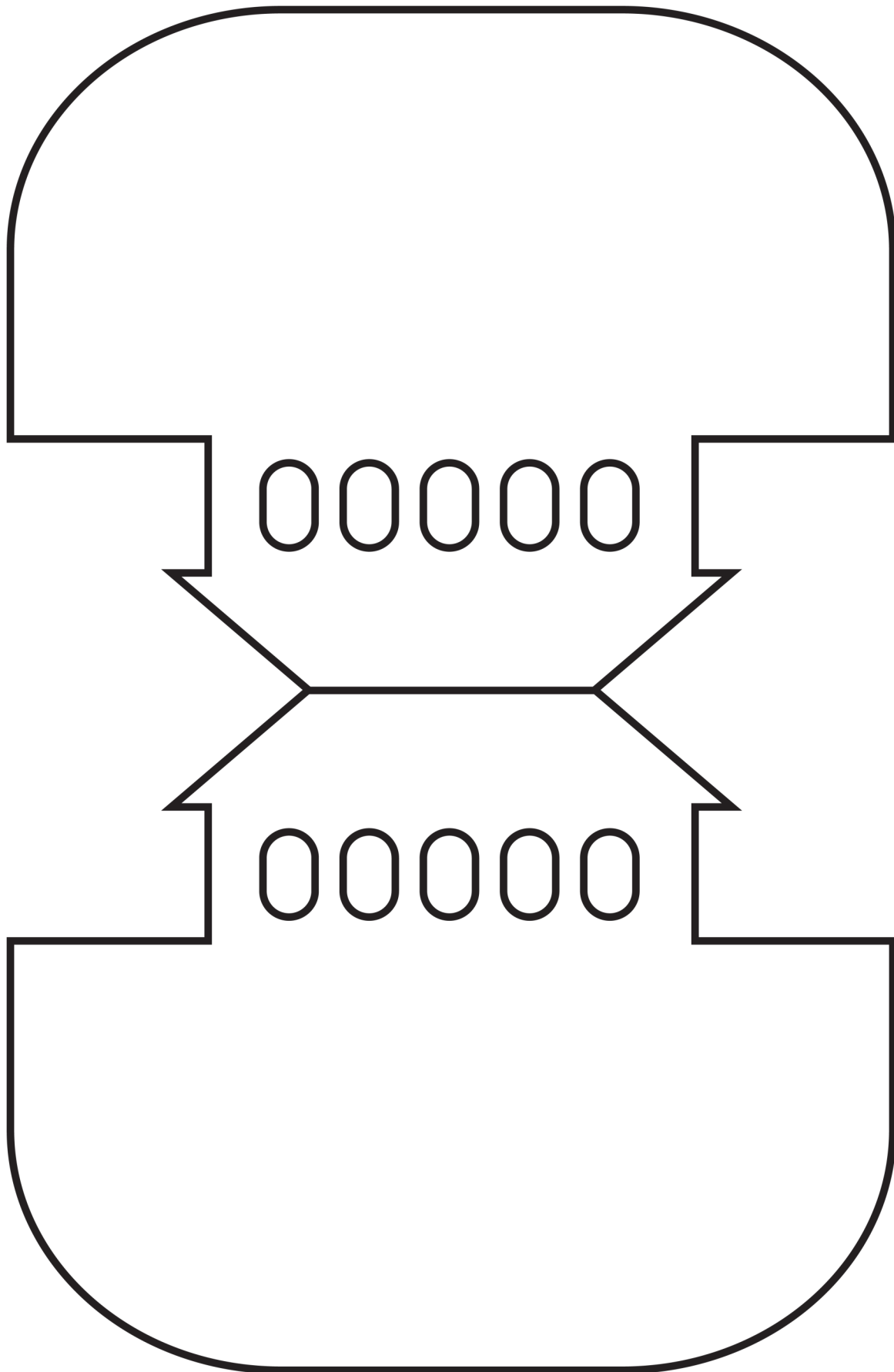
B. Only specific animals have to obey when you give the commands.

For example, when you say, "Bark," only the students that are dogs should be barking. When you say, "Be still," the students should continue to do what they are doing (i.e., barking, quacking, licking, etc.).

- Any student who does not follow a command correctly has to sit out the rest of the game. The team with the last remaining player wins.
- Mix up the teams and play again if time permits.

Concluding Comments

When we follow God, not only do we have fun, but we also please Him. The animals followed Noah into the ark and God gave them His protection. Likewise, God will also give us His protection when we follow Him and trust Him with our life.



E1 Year 1 Book 1 Lesson 5—Noah's Ark

Homework Assignment

Name: _____ Parent signature: _____ Date: _____

Bible Truth: God protects those who follow His words and commands.**Lesson Objectives:** 1. To trust in God's word.
2. To follow God's commandments.**Bible Reading:** Please put a checkmark in the space when you complete the reading each day.**Prayer:** Please put a checkmark in the space on the days you prayed to God.

	Sun	Mon	Tue	Wed	Thu	Fri	Sat
Bible Reading							
Prayer							

Memory Verse

Please write down this week's memory verse.

(Proverbs 3:5)

What I Learned from the Bible This Week

1. _____
2. _____
3. _____

Homework Assignment

Understanding What You Have Learned

Fill In the Blank

(repent Noah ark Shem Ham Japhet flood wickedness)

1. In Noah's time, God was saddened by the _____ of humans.
2. God decided to destroy everything through a great _____.
3. Unlike the people of his time, _____ was righteous.
4. Noah was instructed to build an _____ for his family and for many animals.
5. Noah's three sons, _____, _____, and _____ helped him build the ark.
6. Noah told the people around him to _____, or they would be destroyed.

True or False

7. It took Noah 50 years to build the ark. _____
8. Aside from the many animals, there were eight people in the ark. _____

Life Application

9. Even though the Bible doesn't say exactly what he did, why do you think Noah was such a good man? What kinds of things do you think Noah did that made him such a good person in God's eyes?

10. Noah was a righteous man. He set a good example among all the wicked people of his time. Learning from Noah's story, what are two ways that you can also be a righteous person among your friends and family?
 1. _____

 2. _____

LESSON 6

THE GREAT FLOOD

BEFORE YOU TEACH

The "Water Canopy"

It is recorded on the second day of creation that the Lord separated "the waters which were under the firmament from the waters which were above the firmament" (Gen 1:7). Creation scientists who study how science supports the existence of God have ascertained that before the flood, earth was surrounded by a layer of water called a "water canopy." This water canopy caused the earth to become a kind of greenhouse, enabling a mild, warm climate worldwide. Lush vegetation would have covered the earth, and it would have been mildly warm even at the North and South Poles. Geological evidence has supported this interpretation—fossils of palm trees have been found on Greenland, so although it is now covered with snow, at one time Greenland had a climate similar to the Caribbean. The fossil graveyard of duck-billed dinosaurs, found recently on the north shore of Alaska, is evidence that this part of the world enjoyed a much milder climate. This environment allowed the survival of dinosaurs and many other animals that no longer exist.

The Great Flood

Without question, the flood during Noah's time was the greatest cataclysm that ever occurred in human history. During the flood, the atmosphere lost most of its water vapor. It states in Genesis 7:11 that "all the fountains of the great deep were broken up, and the windows of heaven were opened." The vast amount of water in the canopy allowed rain to fall for forty days and forty nights, covering even the highest mountains. Today, that would never be possible because there is not enough water vapor in the atmosphere. The atmosphere would be bone dry if only one or two inches of rain fell over the entire surface of the earth.

Extinction

Because of the loss of the "water canopy," drastic changes in the climate of the earth occurred. The worldwide, uniform mild climate of pre-flood days was replaced by present conditions, with polar zones that include the frigid Arctic and Antarctic, a temperate zone, and a tropical zone.

The Order of Events

At the command of God, Noah made an ark 450 feet long, 75 feet wide, and 45 feet high. He slowly proceeded with this work during a period of one hundred and twenty years (Gen 6:3). At length, the purpose of God began to be carried into effect.

BIBLE TEXT

Genesis 7-9

BIBLE TRUTH

God preserves the righteous
but punishes the evil.

LESSON OBJECTIVES

1. To rely on God to do what is right.
2. To follow God's commandments.

MEMORY VERSE

"Blessed is every one who fears the
Lord, who walks in His ways."

(Psalm 128:1)

PRAYER

In the name of the Lord Jesus Christ, we pray. Thank You, Lord Jesus, for gathering us here again to worship You and learn more about You. We know that You are a just and righteous God who rewards those who are good and punishes those who are evil. Please help us to be good, so that we will receive our reward in heaven and glorify Your holy name. Hallelujah! Amen.

Here is a list of the events in the order they occurred:

1. In the six hundredth year of his life, Noah is commanded by God to enter the ark, taking with him his wife and his three sons with their wives (Gen 7:1-10).
2. The rain begins on the seventeenth day of the second month (Gen 7:11-17).
3. The rain ceases and the waters prevail fifteen cubits upward (Gen 7:18-24).
4. The ark rests on one of the mountains of Ararat on the seventeenth day of the seventh month, or one hundred and fifty days after the flood began (Gen 8:1-4).
5. The top of the mountains are visible on the first day of the tenth month (Gen 8:5).
6. The raven and dove are sent out forty days after this (Gen 8:6-9).
7. The dove is sent out again seven days afterwards; she returns with an olive leaf in her mouth (Gen 8:10-11).
8. The dove is sent out a third time after an interval of another seven days, and does not return (Gen 8:12).
9. The ground becomes dry on the first day of the first month of the new year (Gen 8:13).
10. Noah leaves the ark on the twenty-seventh day of the second month (Gen 8:14-19).

UNDERSTANDING YOUR STUDENTS

Students at this age should be encouraged to rely on God and follow His word. But relying on God, who cannot be seen and felt, can still be an abstract concept for them. We can put reliance on God in more concrete and understandable terms for them. For example, keeping the word of God in our hearts is a good way to always do what is right. That is the main purpose of memory verses; if we don't remember what God wants us to do, how can we do it?

For those who have the Holy Spirit, encourage them to pray often and ask the Holy Spirit to guide them. The Holy

Spirit may not distinctly speak to them in times of need or physically keep them from doing wrong, but it does work in mysterious ways to change a person.

Most importantly, speak from your own personal experiences of success from relying on God. These experiences are invaluable when encouraging your students to trust in God. As the teacher, you show the tangible results of what happens when somebody relies on God. Through you, the students can see and feel the presence and love of God.

VOCABULARY

- altar:** a special place to worship God
- offering:** a gift to God
- raven:** a large black bird with a loud call

REVIEW

Last week, we learned about how the people of the earth had many children and began to increase in number and fill the earth. But the Lord was not happy with the people. Do you remember why? [The people had forgotten about God and had evil thoughts all the time. They became wicked and did many sinful things, such as hurting one another.] God was very sad that the people had become so mean and that the world had become a terrible place to live in [if a globe is available, use it as a prop and peek down at the “world” with a sad expression]. What did God decide to do because He was so sad about this? (He decided to put a stop to this by destroying every living thing on the face of the earth—every man and animal—with a great flood.) But God saw that there was still one good person who didn’t do the wicked things that everyone else did. Who was the only good person at that time? (Noah.) God was fair and just and wanted to save Noah and his family from the great flood. What did God tell Noah to do? (He told him to build an ark; discuss what the ark was like or ask the students to draw their impressions of what the ark looked like and show them a model or picture of the ark.)

After about a hundred years of hard work and building, the ark was finally finished. When the ark was ready, God said to Noah, “Go into the ark, you and your whole family.” God told Noah to go into the ark with his wife, his three sons, and their wives. Why? Because seven days from then, God would send rain for forty days and forty nights, and cause a great flood to cover the earth. God also told Noah to bring with him into the ark some other important things. Do you remember what those were? Right! He said to take seven pairs of every clean animal, two pairs of every unclean and seven pairs of each kind of bird. Finally, after the animals and Noah’s family had gone into the ark, God shut the door tightly. Today, we will be learning about what happened after Noah and the animals were safe in the ark.

BIBLE STORY

The Flood

Noah, his family, and all the animals spent their first night in the ark. They woke up the next morning, and nothing happened. They might have heard the people outside making fun of them. “Hey, Noah! I thought you said it was going to rain,” they probably said. “Well, it didn’t! You were just wrong!”

The second day passed, and there was no sign of rain. The third day, the fourth day, and the fifth day all went by. Nothing happened. Noah and his family just waited patiently in the ark. They trusted God and knew that He had His own timing. The sixth day was no different. The people outside probably laughed even harder at Noah.

The seventh day started out the same as all the others, but then, all of a sudden, the rain started to fall. It rained and rained. It was not a light shower. It rained very hard. What did Noah’s neighbors do when it started to rain? It was at this time that many people knocked on Noah’s ark. They probably pleaded, “Let us in, let us in, we believe you now. Open the door! We’re going to die.” However, it was too late for anyone else to get into the ark. It rained and rained. But it didn’t rain for only a day, or even a week. It rained for forty days. That is a very long time. Sometimes we see puddles building up after a day or two of heavy rain. But imagine forty days. This was enough to flood the entire earth.

Where did all this rain come from? Water came from deep within the earth, and rain fell from the heavens. There was water everywhere! [Make sound effects with rain sticks, or drop rice into a container. Alternatively, use a spray bottle to spray water into a container.] The rain

came down and the water kept rising. The water rose until it lifted up the ark. It rose and rose until houses were covered, until hills were covered, and finally until the highest mountains were covered. Because of all the water, every living thing on the earth died—birds, farm animals, wild animals, and men. What a great and terrible flood! Where would you want to be if it rained like that? Yes, you would want to be in the ark.

Noah, his family, and all the animals were kept safe in the ark. It rose and floated on top of the waters. The rain kept coming down for forty days and forty nights, and finally, even the tops of the highest mountains couldn’t be seen. Noah and his family were so thankful that God had protected them throughout this harsh rainstorm. On the fortieth day, just as God had said, the rain [pause here for emphasis] stopped. Everyone was so happy to be able to look out the window and not see rain! But they couldn’t leave the ark just yet. As far as they could see, water covered everything.

The Waters Dry Up

God remembered His promise to Noah. So He sent a wind over the earth to dry up the waters. As the waters went down, the tops of the mountains began to appear. The ark rested on one of these mountains called Mount Ararat.

Noah waited a little longer for the water to dry up some more. Then he opened a window in the ark and sent out a raven [show picture of raven]. Why do you think Noah did this? [Let students answer.] He probably sent out the raven to see if there was still water over the earth. The raven flew and flew around and never came back. It

kept flying around until the water dried up.

Then Noah tried sending out a dove [show picture of dove]. The dove couldn't find any dry place to stop, so it came back to the ark. Noah waited one more week, and sent out the dove again. The dove flew around all day, and when it came back in the evening, it had a freshly picked olive leaf in its beak! This meant that trees and plants were growing again. Noah knew that the waters of the earth had almost dried up. One more week after that, he sent out the dove again, and it didn't come back. Why didn't it come back? [Let students respond.] It had found a new place to live because the earth was no longer covered by water.

Noah and His Family Come Out Of the Ark

By that time, Noah and his family had been living inside the ark with all those animals for a whole year! Imagine being in a boat with so many animals for a whole year. It was like living inside a zoo for a year, having to feed so many animals and having to keep the place clean. But Noah didn't complain; he was grateful that God was keeping him, his family, and the animals alive and safe from the flood.

Then at last, it was time for Noah to leave the ark. Noah took off the covering of the ark and looked outside. The ground was finally completely dry! Noah was probably very excited but he waited for God to tell him what to do next. Then God said to Noah, "Come out of the ark, you and your wife and your sons and their wives." God also told Noah to bring out all of the animals so they could live on the earth again, have many baby animals and fill the earth with more animals.

So Noah did as the Lord commanded him and happily brought his family, along with all of the animals, out of the ark. They saw that the world was bright and sunny again,

and that there were many beautiful trees and flowers. The birds flew out of the ark into the blue skies and chirped merrily, while the animals left the ark to live on the land.

Noah Builds an Altar

Noah was so thankful to God for saving him, his whole family, and the animals. He decided to show his thanks to God by building an altar, which was a special place to worship God [show a picture of what an altar would have looked like at that time]. He worshiped God by offering a special gift to Him. What was this special gift? He put some fire on the altar, killed some of the clean animals and burned them on the altar as a gift to God. When God smelled the wonderful scent of the burnt offerings, He was very pleased with Noah. So God said to Himself that He would never destroy the earth with a flood again. Even if man once again forgot about God, had evil thoughts, or did wicked things, God promised never to destroy the earth with a flood again.

The Rainbow: A Sign of His Promise

God gave this promise not only to Noah, but also to us. To remind us of His promise, God put a special sign in the sky. What do you think that special sign could be? That special sign is a rainbow! How many of you have ever seen a rainbow? Where did you see one? How did it make you feel? Usually, a rainbow appears after the rain. Now every time we see a rainbow, we can remember how God saved Noah, his family, and the animals from the great flood. We can think of how Noah pleased God by listening to Him and relying on Him to do the right thing. We can also remember that God keeps His promises and that He will bless those who obey Him. And we can give thanks to God for His promise that He will never destroy the world with water again.

CHECK FOR UNDERSTANDING

1. **Why was God sad that He had made man?** Man had become very wicked and did many evil things.
2. **What did God decide to do because man had become so wicked?**
He decided to wipe out all of the living things upon the earth with a flood.
3. **What did God ask Noah to bring into the ark?**
Seven pairs of every clean animal, two pairs of every unclean animal and seven pairs of each kind of bird.
4. **How long did God send the rain?** Forty days and nights.
5. **What did Noah do when the rain stopped?**
He first sent out a raven once and then a dove three times to see if the rain had subsided.
6. **Where did the ark come to a rest?** On Mount Ararat.
7. **What did Noah do first when he finally came out of the ark?** He built an altar and made offerings to God.
8. **What was the sign of God's promise that He would never destroy the earth with a flood again?** The rainbow.

MEMORY VERSE PRACTICE

Please reinforce the memory verse every week.
You can practice the memory verse with your students anytime during class.

“Blessed is every one who fears the Lord, who walks in His ways.” (Psalm 128:1)

SPIRITUAL TEACHING & LIFE APPLICATION

1. Rely on God and do what is right.

Think about the last time that your parents asked you to do something. Did you obey or did you argue?

Think about the last time that God asked you to follow a commandment. Did you obey or did you argue? Next time your parents or God ask you to do something, make the decision to obey.

Do you only do what is right when others are watching you? Or do you do it even when no one is watching you? God is everywhere, so He knows everything we think and do, even before we do it! We should always try to do what is good.

One way that we can show our reliance on God is by praying to Him every day. This shows that we trust God to take care of us and our needs.

2. God keeps His promises.

Learn what God promises us in the Bible.

Never take God's promises lightly.

Think of a Bible story or testimony that shows how God fulfilled His promise(s).

HOMEWORK ANSWER KEY

1. seven
2. repent
3. Ararat
4. False; God shut the door.
5. True
6. False; Noah sent out the raven first.
7. True
8. Noah, his wife, his three sons and their wives were the only people allowed into the ark.
9. It showed that the ground was dry because plants were starting to grow.
10. Answers may vary.

ACTIVITIES

1**How Can I Please God?**

Objective: To remind students that they need to please God by obeying Him daily.

Materials

- Balloon patterns
- Construction paper

Optional Materials

- Stickers
- Colorful wrapping paper or pictures cut from greeting cards
- Glue, paste, or tape
- Yarn

Preparation

Before beginning this activity, hold a short discussion on what we can do to please God. Ask the students what they can do to please God at home, at school, and at church. As they suggest ideas, write them up on the board.

Instructions

1. Help each student trace and cut two balloons from the construction paper. They may decorate one balloon with pictures cut from greeting cards, with colorful wrapping paper, or with stickers.
2. On the other balloon, write, "I'm pleasing God by...." Children may copy the ideas written on the board from the discussion.
3. Staple the tops of the two balloons together to form a greeting card. Tape a piece of yarn to the bottom of the card to complete the balloon. You may wish to post the cards on a bulletin board.

2**Noah Scene**

Objective: To make a scene depicting this lesson's Bible story.

Materials

- Large sheet of stiff construction paper/cardboard
- Butcher paper/drawing paper
- Crayons, markers, etc.
- Scissors
- Magazine pictures of animals (optional)

Instructions

1. Give each student a piece of drawing paper or butcher paper. The students will each be drawing something different to contribute to the final scene. They can choose to draw two of the same animals, the ark, a rainbow, Noah and his family, or anything else that would fit into the scene. (If this is too difficult, you may want to give the students pictures of animals and let them cut them out.)
2. When the students are done drawing and cutting out their pictures, arrange the scene onto the large construction paper. The students can help you glue the pictures on.
3. During the activity, discuss why they think Noah was saved. Ask them to think of reasons. Then, come up with a short title summarizing the scene, like, "Noah Was Saved Because He Trusted and Listened to God" or "Noah Was Saved Because He Was Obedient."
4. Hang up the scene as a reminder of this week's lesson.

E1 Year 1 Book 1 Lesson 6—The Great Flood

Homework Assignment

Name: _____ Parent signature: _____ Date: _____

Bible Truth: God preserves the righteous but punishes the evil.**Lesson Objectives:** 1. To rely on God to do what is right.
2. To follow God's commandments.**Bible Reading:** Please put a checkmark in the space when you complete the reading each day.**Prayer:** Please put a checkmark in the space on the days you prayed to God.

	Sun	Mon	Tue	Wed	Thu	Fri	Sat
Bible Reading							
Prayer							

Memory Verse

Please write down this week's memory verse.

(Psalm 128:1)

What I Learned from the Bible This Week

1. _____
2. _____
3. _____

Homework Assignment

Understanding What You Have Learned

Fill In the Blanks

(Ararat seven repent)

1. The rain started _____ days after Noah and his family entered the ark.
2. Noah told everyone to _____ but they did not listen to him.
3. The ark came to a rest on Mount _____.

True or False

4. Noah shut the door of the ark himself. _____
5. It rained for 40 days and 40 nights. _____
6. After it had stopped raining, Noah first sent out a dove and then a raven. _____
7. Noah built an altar to God, and God set up a rainbow in the sky as a sign of His promise that He would never destroy the world with a flood again. _____

Short Answer

8. God only allowed eight people to enter the ark. Who were the eight people?

9. When Noah sent out the dove, it returned with an olive leaf in its beak. What did that show?

Life Application

10. Think of the last time you were deciding whether or not to do the right thing. Describe the situation. What did you choose in the end? What were the consequences? Do you think you should have acted differently? How?

LESSON 7

ABRAM OBEYS GOD

BEFORE YOU TEACH

Traveling in Biblical Times

Traveling during biblical times was no easy task. In fact, it was very difficult, and it was never for pleasure. When people traveled, it was either for government affairs, business, or necessity. Therefore, for Abram to leave his comfortable, settled life for a place he had never seen indeed took faith. The estimated distance from his home in Haran to Canaan is about four hundred miles.

There were many reasons why it was not good to travel. The roads were very poor; often they were so faint that they could not be made out or they were uncomfortably bumpy. Even though the invention of the wheel led to the need for good roads, there was still little development. Initially, a road was simply a track where the stones had been removed, the bumps flattened, and the holes filled in.

Another reason travel was avoided was that travelers were in danger from bandits. In addition, travelers were completely at the mercy of the local people. There were no inns or staging posts for travelers to conveniently stop and rest. That was why showing hospitality to travelers was such an important custom at that time.

The last and final problem of traveling was that animals had to be cared for during the journey. The basic pack animal was the donkey. Abram lived at a time when there was a transition from the use of donkeys to camels. The camel was often used for long-distance travel; it was able to store enough water for several days and it was an excellent beast of burden. However, the camel was not used for riding because the swaying movement of the camel induced motion sickness.

The Faith of Abram

In Genesis chapter 12, God told Abram to uproot himself and his family from their familiar surroundings and move to a new land. It was a test of faith and obedience for the 75-year-old man. Abram did as he was told. He went out, "not knowing where he was going" (Heb 11:8). Abram's faith is evident in his willing obedience to God's command to go to the land of Canaan. With no compass, no maps, and difficult traveling conditions, he followed the Lord wherever He led. In Hebrews chapter 11, several verses are devoted to the example of Abram (later renamed Abraham), who Genesis says specifically believed in God (Gen 15:6). He is rightly called "the father of the faithful."

The Heavenly Hope

"These all died in faith, not having received the promises, but having seen them afar off were assured of them, embraced them and confessed that they were strangers and pilgrims on the earth. For those who say such things declare plainly that they seek a homeland. And truly if they had called to mind that country from which they had come out, they

BIBLE TEXT

Genesis 11:27-13:18

BIBLE TRUTH

God blesses those who believe and do according to His word.

LESSON OBJECTIVES

1. To obey the word of God because God can do anything.
2. To listen to parents and teachers.
3. To work on building our faith because God uses us to do His work.

MEMORY VERSE

"I will delight myself in Your commandments, which I love.

(Psalm 119:47)

PRAYER

In the name of the Lord Jesus Christ, we pray. O Lord, we gather here today to worship You and learn more about You. We know that those who believe and follow Your word please You. Give us the strength not only to believe Your word, but to do what it says. May all the praise and glory be Yours, O Lord. Hallelujah! Amen.

would have had opportunity to return. But now they desire a better, that is, a heavenly country. Therefore God is not ashamed to be called their God, for He has prepared a city for them" (Heb 11:13-16).

Abram was looking forward to something far more permanent than where he was. In a spiritual sense, we should look to the future reward, not to the circumstances

we are in right now.

God does not want us to view this world as a permanent home, because He has something better for us. We are encouraged to see the future like Abram: he was looking forward to the city with foundations, whose architect and builder is God (Heb 11:10).

UNDERSTANDING YOUR STUDENTS

As children, obedience to a variety of people—parents, teachers, pastors, and most of all God—is essential. We can help our students understand why it is good to follow rules. They are familiar with rules at home, at school, and at church. At home, rules might include brushing their teeth before going to sleep, washing their hands before eating, or no television on weeknights. Let your students share the kinds of rules they have at home. Then help them understand why those rules are there. Most of the time, they are there for safety or hygienic purposes. Afterwards, move on to the rules they have at school or at

church. Again, let them share what kinds of rules there are, but this time, let them come up with reasons why those particular rules are enforced.

When the students gain a better understanding of why it is good to obey the rules, they will be more likely to do so. Following rules can lead to harmony between the students and the people they interact with. Also talk about how following these rules helps them obey God. It is God's desire for His people to obey His words and these are concrete ways to do so.

VOCABULARY

descendant: the child or offspring of a family

Canaan: the land promised to the children of Abram

herdsman: people who take care of a group of animals, especially cows, camels, sheep, etc.

REVIEW

Last week, we learned about Noah and the flood. How long did the flood last? (40 days and 40 nights.) After the rain had stopped, Noah sent out two birds. Which two birds did he send? (A raven and a dove.) He sent out these birds to check if there was still water covering the earth. The raven never came back and kept flying around, but the dove came back because it couldn't find a place to land. Noah sent out the dove a second time, and this time, it returned with an olive leaf. This meant that there was dry land because the plants started growing again! Noah sent out the dove one last time and it never returned. At this time, God told Noah that it was time for his family and all the animals to come out of the ark. After Noah and his family came out of the ark, they, along with all the animals, began to increase in number and fill the earth again. Noah and his family had more children, and those children had even more children, and the number of people on earth grew and grew.

BIBLE STORY

Abram Goes to Haran

[Prepare a poster-sized map and puppets to represent Abram and Lot. Point to the places as you tell the story.] Among those people was a man named Abram. He was a descendant of Noah. Abram lived with his father Terah in a place called Ur. One day, Terah decided to move to a place called Canaan. Terah also brought Lot, Abram's nephew, with them. It was a very long journey, and Canaan was far away, so before they reached Canaan they stopped at a place called Haran. But they didn't just stay there to rest. They ended up living in Haran for many, many years, and it was there that Abram's father died.

God Calls Abram

But the Lord did not want Abram to stay in Haran forever. He wanted Abram to go to Canaan. One day, when Abram was seventy-five years old, the Lord spoke to him. "Leave this place, leave your people and go to the land that I will show you. I will make you a great nation and bless you greatly." Abram was surprised. He was already seventy-five years old—he was an old man! He had become rich in the land of Haran and had many possessions and animals. How could he leave the people and the place he knew, and travel to a new place so far away?

But God wanted Abram to go to the land of Canaan, the place they were originally heading to before they stopped at Haran. God promised to bless Abram and his children.

If you were Abram, how would you feel? [Give students an opportunity to put themselves in Abram's shoes and express how they would feel to be asked to move away from their homes and friends.] Now let's find out what Abram did.

On the Way to Canaan

Because Abram was obedient to God and believed in His promise, he listened to God. So Abram packed all of his belongings and began the long journey along with all his animals and servants. He, his wife Sarai, his nephew Lot, and the rest of the household started off for Canaan.

Abram and his whole family traveled and traveled. [Move Abram and Lot along the map as you tell the story.] It was a long bumpy journey. In Abram's days, did they have planes, trains, or cars? Certainly not! Traveling in those days took a long time—people traveled on foot, on camels, or on donkeys. They loaded up all their things in big wagons that were pulled by animals. Imagine how many donkeys and camels Abram had to use to carry everything he owned.

Today, when we travel to new places, we have maps to show us how to get there. We can also see where Abram went by looking at this map of ancient Israel. But Abram didn't have a map to guide him as he traveled. In fact,

Abram wasn't even sure of how to get to Canaan, but he knew that God would lead them. What do you think could go wrong on a long journey to an unknown place? (Possible answers include being robbed, encountering bad weather, animals or people getting too tired, or not finding a place to sleep.) Even though it was not easy to travel, Abram was not scared because he knew that God would protect them. He trusted that the Lord would bless him greatly if he obeyed. What great faith!

In Canaan

At last Abram and his whole family arrived in Canaan at a place called Shechem. There, the Lord appeared to Abram and said to him, "I will give this land to your descendants." God wanted Abram to know that He would keep His promise. Abram was grateful that God had led his family safely to Canaan. Abram built an altar of stones there to worship the Lord. [Make a model of an altar and choose a student to attach a picture of an altar to this place on the map.]

From Shechem, Abram went to a place called Bethel. Abram pitched his tents there and built an altar to the Lord. He and his family stayed there for a while. [Attach pictures of tents and an altar to this place on the map to help track the journey.]

Fighting Between the Herdsmen

At that time, Abram had become very wealthy and had many flocks of sheep and herds of cattle, camels, and donkeys. [Choose some students to attach pictures of sheep onto the map.] Abram's nephew Lot, who was moving with them, also had his own flocks, herds and tents. [Choose some more students to attach even more pictures of sheep onto the map. Tell them to try to put all the sheep in the same place. The students will find out quickly that the sheep need to overlap.] Do you see how there isn't enough room for all these sheep? All of these animals required a lot of grass to feed on, and soon they ate all the grass in the area. There wasn't enough grass and water to feed both Abram's and Lot's animals. So not long after, Abram's herdsmen and Lot's herdsmen began to fight over water and grass for their animals.

[Demonstrate with a few cups of water and snacks. Purposely prepare less so that there will not be enough for everyone. Ask the students what they would do when there isn't enough water and snacks for everyone. You may wish to save the snacks for after the lesson.]

Abram and Lot Separate

Abram and Lot realized that they couldn't stay together because they had too many animals and belongings. It was getting really crowded. So Abram said to Lot, "We and our herdsmen really shouldn't fight, because we're of the same family. Why don't we go our separate ways?"

You can have your choice. If you go to the left, I will go to the right; if you go to the right, I will go to the left."

Abram loved Lot so he let Lot choose first. Lot was happy that his uncle was so generous. Lot looked at the beautiful flat land of the Jordan. This land was very fruitful and had plenty of water, but it was near some very wicked cities. But because the land looked so good, Lot decided to move there even though he would be very close to these wicked cities.

Lot moved off to the flat lands of the Jordan, and Abram decided to stay in the land of Canaan. This is the land that the Lord had promised to Abram, and this was the land where Abram's children would live.

God's Promise

After Lot moved away, God spoke to Abram again. "Don't

worry, look up! Look around you—north, south, east, and west. I will give you and your descendants all the land which you see. I will give you many children and descendants, as many as the dust of the earth. And I will give this land to them forever." God remembered Abram and His promise. Even though Abram let Lot choose what looked like the better land, God promised to give Abram many more blessings. One of them was to have as many descendants as the dust of the earth. That would be much more than he could count! Abram was really happy and he thanked God. If Abram had been too afraid to leave Haran and move to a new and unfamiliar place, he would not have received God's great blessings.

Today we learned that if we listen to God and believe in Him, like Abram did, God will lead and bless us.

CHECK FOR UNDERSTANDING

1. **Why did Abram leave Haran?** God called him to leave.
2. **Where did God want Abram to go?** Canaan.
3. **How old was Abram when God asked him to leave Haran?** Seventy-five years old.
4. **How did God say He would bless Abram?**
He would make Abram into a great nation. He would give Abram's descendants the land of Canaan.
5. **When Abram got to Canaan, what did he do?** He built an altar to the Lord.
6. **What happened between the herdsmen of Abram and Lot?** They began to fight.
7. **What did Abram and Lot decide to do?** To separate.
8. **Where did Lot choose to live?** In the flat lands of the Jordan.
9. **Where did Abram choose to live?** In the land of Canaan.
10. **What happened to Abram after Lot moved away?**
God spoke to Abram again and promised to give him and his descendants the land.

MEMORY VERSE PRACTICE

Please reinforce the memory verse every week.
You can practice the memory verse with your students anytime during class.

"I will delight myself in Your commandments, which I love." (Psalm 119:47)

HOMEWORK ANSWER KEY

1. A
2. B
3. C
4. nation, Canaan
5. altar
6. fight
7. separate
8. Jordan
9. Canaan
10. promised, land
11. Abram was a kind and considerate person and he loved Lot.
12. He was a selfish person. He only thought about himself and not about his uncle Abram.

SPIRITUAL TEACHING & LIFE APPLICATION

- 1. Trust and obey God and He will take care of you. Just like Abram was willing to leave his home and journey far away, we should be willing to do what God commands even when it is difficult. Just as God took care of Abram and blessed him, God will also take care of us.**

Follow the rules. Your parents, teachers, and pastors give you rules to follow for your safety and wellness.

What rules do you need to follow at home, at school, and at church? For each rule, come up with a reason why following that rule is important.

- 2. God blesses those who put Him first. Abram let Lot choose what looked like the better land, but Abram was promised many more blessings.**

Always do the right and kind thing, even when it is difficult.

Are there times when being kind or following the rules is hard? Let's brainstorm ways to act in each case.

ACTIVITIES

1

Follow the Leader

- Objectives:** 1. To learn to trust that God can do anything.
2. To work on building our faith because God uses us to do His work.

Instructions

Ask the students to pair up. One student in each pair will be blindfolded and will have to ask his/her partner to lead him/her around. Ask the blindfolded students to imagine how Abram must have felt when he left Haran without knowing how to get to Canaan. Remind them of how much trust Abram had in God to lead him there. If space and time permits, create a small obstacle course to make the activity more fun.

2

How Can I Please Jesus?

- Objective:** To learn to obey.

Instructions: Number the following statements in order of difficulty, with "1" being the most difficult to do and "6" being the easiest.

Teachers can also write the following on the board and ask the students to number. The key is to talk about why they need to listen and obey, just like Abraham did.

- _____ Doing my work every day without grumbling.
- _____ Not fighting with other children.
- _____ Not getting angry and throwing things on the floor.
- _____ Being kind to my brothers and sisters.
- _____ Not begging for things when Mom or Dad says no.
- _____ Answering right away when my parents call me.

3

Examples of Faith

Objective: To familiarize students with people in the Bible who showed great faith.


Instructions: Complete the crossword by filling in the names of people who all showed great faith in God. Use the clues to help you. All the names recorded in Hebrews chapter eleven.

Across

- 3. Blessed his twin sons (11:20)
- 5. Saved his family from the flood (11:7)
- 7. Received Israel's spies (11:31)
- 9. Strongest man on earth (11:32)
- 10. Offered a better sacrifice than Cain (11:4)

Down

- 1. Commanded that his bones be taken from Egypt (11:22)
- 2. A man after God's own heart (11:32)
- 4. Never saw death (11:5)
- 6. Received a son in his old age (11:8)
- 8. Refused to be called the son of Pharaoh's daughter (11:24)



E1 Year 1 Book 1 Lesson 7—Abram Obeys God

Homework Assignment

Name: _____ Parent signature: _____ Date: _____

Bible Truth: God blesses those who believe and do according to His word.**Lesson Objectives:** 1. To obey the word of God because God can do anything.
2. To listen to parents and teachers.
3. To work on building our faith because God uses us to do His work.**Bible Reading:** Please put a checkmark in the space when you complete the reading each day.**Prayer:** Please put a checkmark in the space on the days you prayed to God.

	Sun	Mon	Tue	Wed	Thu	Fri	Sat
Bible Reading							
Prayer							

Memory Verse

Please write down this week's memory verse.

(Psalm 119:47)

What I Learned from the Bible This Week

1. _____
2. _____
3. _____

Homework Assignment

Understanding What You Have Learned

Multiple Choice

1. ____ : Why did Abram leave Haran?
 - a. God called him to leave.
 - b. His father called him to leave.
 - c. His friends called him to leave.
2. ____ : Where did God want Abram to go?
 - a. Israel
 - b. Canaan
 - c. Ur
3. ____ : How old was Abram when God asked him to leave Haran?
 - a. fifty-five years old
 - b. eighty-five years old
 - c. seventy-five years old

Fill In the Blanks

(fight promised Canaan separate Jordan altar Canaan land nation)

4. God said that he would make Abram into a great _____. He would give Abram's children the land of _____.
5. Abram built an _____ to the Lord when he arrived in Canaan.
6. Since Lot and Abram had many animals, Lot and Abram's herdsman began to _____ over the land.
7. Abram wanted to make peace, so Abram and Lot decided to _____.
8. Lot chose to live in the flat lands of the _____.
9. Abram chose to live in the land of _____.
10. After Lot moved away, God spoke to Abram again and _____ to give him and his descendants the _____.

Life Application

11. Why do you think Abram allowed Lot to have the first choice?

12. Since Lot chose the beautiful land for himself without thinking of Abram, what kind of person would you say Lot was? Why?

LESSON 8

ABRAM RESCUES LOT

BEFORE YOU TEACH

City-kingdoms

During Abram's time, cities were often fortified and ruled by a king or priest-king. They were in constant conflict with one another, and sometimes one city would gain control over others, thus creating a small empire. This domination would last for a while and then they would either be conquered by another king or would just pass away. Sodom and Gomorrah were two such city-kingdoms.

Warfare in Abram's Time

Before the days of the monarchy (David, Solomon, etc.), warfare was a case of "every man for himself." This was true for Abram, as we see in this story. When Lot was taken prisoner, Abram took 318 fighting men from his own household. The *hanik*, "armed retainer" in Hebrew, were "trained men." They were individuals capable of making a successful attack against imposing odds.

Being skilled in fighting, Abram set a strategy that involved two elements. The first was a night attack for maximum confusion. The second, a divided force attacking from several directions. The result was a surprise that scared the soldiers into fleeing for their lives. Then Abram's men chased them for 50 miles or more, north of Damascus. It was a complete rout. Abram's objective was not to destroy the Mesopotamian army, but to rescue Lot. Indeed, Lot and all the captives, plus all the property seized by the Mesopotamians during their Palestinian campaign, were recovered. Abram marched home a victor.

Understanding Abram

Abram's rescue of Lot reveals to us that he was resourceful, thoughtful, and able to lead when he knew that God could and did lead. He planned a quick, successful raid that accomplished his purpose to rescue Lot. He was also faithful—even to one who was selfish enough to demand the best-looking land for himself. Even though Lot selfishly took the best of the land, Abram valiantly set off with his 318 men to rescue his nephew, and put aside any petty grievances he might have had. Abram knew that God would give him the victory; he was not going into battle relying solely on his own strength. Abram must have been a good neighbor, in that he gained the favor of Mamre, Eshcol, and Aner, who joined him in pursuing after his nephew's captors to regain what was lost. After his victory, the king of Sodom sought Abram that he might reward him.

Understanding Lot

Lot was not careful when he set his eyes upon the choice piece of land, and his greed brought his enemies upon him. We should be careful of what we set our eyes upon, as it may not be what God wants for us. If we remember to keep our eyes on the Lord, He will give us the best.

BIBLE TEXT

Genesis 13:10-14:24

BIBLE TRUTH

God blesses those who selflessly help others.

LESSON OBJECTIVES

1. To help others who need it.
2. To be courageous to help the needy.
3. To rely on God for help.

MEMORY VERSE

"Be kindly affectionate to one another with brotherly love."

(Romans 12:10a)

PRAYER

In the name of the Lord Jesus Christ, we pray. O Lord, we gather here today to worship You and learn more about Your word. We know that You bless those who selflessly help others. Please show us how to help others who need our help and how to be courageous to help by relying on You! Hallelujah! Amen.

UNDERSTANDING YOUR STUDENTS

It is a natural inclination for most children around this age to want to help. We can encourage this tendency by pointing out practical ways they can help the people around them. They can help others wherever they are: at church, at home, or at school. Let your students think of ways they can help in all of these places. At church, they can help the teacher by listening attentively, passing out papers, etc.; at home, they can help by obeying their parents, doing their chores, etc.; and at school, they can help by obeying the rules, listening attentively, talking to a new classmate, etc.

Sometimes, the students may want to help but are discouraged because they are told they are too young. Help them understand that no matter how old they are, their help will always be valuable to someone. Although there are things that they are not able to help with now, they will be able to help in the future. For now, they can concentrate on the possibilities they came up with earlier. By helping others, they will not only enjoy the blessings of the Lord, but will also find an intrinsic satisfaction in their actions.

VOCABULARY

tar pits: big holes full of thick, black, sticky stuff

prisoner: someone who is taken by the enemy

priest: someone who serves God and is in charge of worship

REVIEW

[Take out the same map from last week. Be sure to remove the attached pieces beforehand.] Last week we learned about Abram and how he obeyed God by leaving his home. Do you remember where Abram's home was? [Take out the figure of Abram and pretend to put him in a place that's obviously wrong, like the Dead Sea. The children should react with laughter and an emphatic "No." Pretend to put Abram somewhere else. Finally, invite a student to put Abram in the right place.] That's right. Abram lived here in Haran. Who else lived in Haran with Abram? [Let students answer. If a student answers "Lot," invite them to put the figure up on the map as well.] Abram, his family and his nephew Lot were very comfortable in Haran. But when God told Abram to move, they all obeyed and moved to Canaan. [Move the figures to Canaan. You can choose to have students participate by sitting at their seats and using their fingers to point to where they want the figures to go.] God promised Abram that He would make him a great nation and give this land to his descendants. We also learned that God blessed Abram and Lot abundantly in Canaan so that they had many sheep and cattle, to the point that Abram and Lot's herdsmen started to fight over the grass area.

Do you remember how Abram solved this problem? [Let students answer. Use the map and figures as visual guides if they need help remembering.] They separated. Abram told Lot that they were a family and should not quarrel. So he asked Lot to choose the land first, and Lot chose the flat land of Jordan, where there was much grass and water. However, this flat land was near some very wicked cities. One of them was called Sodom and the other was called Gomorrah. [Put the map away.]

BIBLE STORY

Lot Moves to Sodom

After Lot and Abram moved away from each other, Lot shepherded in the plains of Jordan. There was a lot of grass and water for the flocks and herds. This seemed like a great place to live. But Lot was not satisfied. He saw how the people in Sodom and Gomorrah were wealthy and lived a comfortable life. Slowly, Lot started to move closer and closer to these cities. He knew that these cities were wicked. That meant there was a lot of violence and sin in the cities. But Lot could not resist. He really wanted the good life. So finally, he moved out of his tent and began to

live in the city of Sodom. Life in Sodom was definitely more interesting than life on the plain. There was much more to do in the city than just looking after the sheep every day.

Four Kings Against Five

At that time, most cities were ruled by kings. After Lot had moved to Sodom, the king of another city called Elam wanted to go to war. The king of Elam got three other kings together and prepared to fight the kings of Sodom, Gomorrah, and three other cities. So it was four kings

against five kings.

All these kings gathered for battle in a valley by the Dead Sea. The four kings were much more powerful than the five kings. Soon the five kings, including the one of Sodom, were defeated. The armies of the five kings fled and some of them escaped into the mountains. But there were many tar pits in this area, and some of the men fell into the tar pits and could not escape.

Lot Is Taken Prisoner

The four kings who won the battle marched into the cities of Sodom and Gomorrah and took everything that was valuable or precious. They took all the gold, silver, beautiful clothes, and food from the cities. They also took the people as prisoners. They took men, women, and even children. These people would become servants or slaves when they were brought back to the other cities.

Do you remember who lived in the city of Sodom? Yes, Lot lived in Sodom at that time. He, too, was captured by the army of the four kings. Lot and all his possessions were carried off by the armies.

Abram Rescues Lot

One of Lot's servants escaped from Sodom and went to look for Abram. He told Abram everything that had happened. How do you think Abram felt when he heard this news? [Let students respond. When they propose an answer, you can lead them in making the facial expression that matches that feeling.] If you were Abram, what would you have done? Would you have left Lot alone or would you have tried to save him? Why? What would God have expected Abram to do? Abram was a brave man, so when he heard that his nephew Lot was taken prisoner, he immediately prepared to go and rescue him. Abram had 318 trained men in his house, and he called all of them out. They began to chase the king of Elam and the three other kings who were on their way home.

Abram was very courageous; he was willing to risk his own life for Lot. Abram's group of 318 men was very small compared to the armies of the four kings. If Abram had lost, then he also would have been taken captive. In fact, he could have even been killed. We can see that he truly loved Lot and he also believed that God would help him save Lot.

So Abram followed the king of Elam a long way, and finally he and his 318 men caught up with the armies of the four kings. Abram made a plan; he divided his men into groups and attacked the enemies at night. The four kings were surprised by the attack, and they fled. Abram and his men chased them until they won the battle. Abram rescued Lot and all the other people who had been taken from the cities. He also took back everything the four kings had looted.

The King of Salem Blesses Abram

After Abram won the battle and came back with all the

rescued people and goods, the king of Sodom came out to thank him. At that time, Melchizedek, the king of Salem, also came out to meet Abram with bread and wine. Melchizedek was not only a king, but also a priest of God. He blessed Abram, saying, "Blessed be Abram of God Most High, Possessor of heaven and earth. And blessed be God Most High, who has delivered your enemies into your hand." Melchizedek asked God to bless Abram and also gave praises to God for giving Abram victory over the enemies.

Abram was very thankful to God for His great help in the battle against the four kings. God helped Abram save Lot and bring back everything the kings had taken from the cities. Abram gave one-tenth of everything he took back from the battle to Melchizedek the priest to show his thanks to God. This was also the beginning of offering tithe, which means giving one-tenth of what we have to the Lord to thank God for giving everything to us. How do you think Abram felt when he was giving tithe? [Let students respond. When they propose an answer, you can lead the class in making a facial expression to match the feeling.]

The king of Sodom also wanted to thank Abram with more than just words. The king told Abram to let the people whom he had saved return to their homes. But everything else, all the gold, silver and other precious goods, Abram could keep for himself. What do you think Abram did? Did he take all the goods that he had recovered? [Allow students to respond.] No, Abram did not take anything from the king of Sodom. He told the king of Sodom, "I will not take even one string or a strap of a sandal," because Abram knew that it was God who had helped him. He knew that he could not have won by himself and by not taking anything, Abram gave all the glory to God. This also showed that Abram was not greedy and was content with all that God had already given him.

CHECK FOR UNDERSTANDING

1. Where did Lot go after he separated from his uncle Abram? What were the people like there?

He went to the plain of Jordan, and then gradually he moved into the city of Sodom; the people there did evil and sinned against God.

2. There was a battle after Lot moved to Sodom. Which kings were involved in the battle and who won the battle?

The king of Elam together with three other kings fought against the king of Sodom and four other kings; the four kings won over the five kings.

3. What happened after the four kings won the battle?

They went to Sodom and Gomorrah and took all the goods and people.

4. How did Abram save Lot?

He took 318 trained men with him and chased the four kings. When he caught up to them, he divided his men into groups and attacked the enemies by night.

5. Who came out to bless Abram when he returned from battle? What did Abram do?

Melchizedek, king of Salem, came to bless Abram; Abram gave one-tenth of everything to Melchizedek.

6. What did Abram do when the king of Sodom asked Abram to keep the goods and just give him back the people? Why?

Abram did not take anything from the king of Sodom because he knew that it was God who had given him victory; Abram gave all the glory to God.

7. Why do you think Abram was willing to do something as dangerous as fight the king of Elam to rescue Lot?

Answers may vary.

MEMORY VERSE PRACTICE

Please reinforce the memory verse every week.

You can practice the memory verse with your students anytime during class.

“Be kindly affectionate to one another with brotherly love.” (Romans 12:10a)

HOMEWORK ANSWER KEY

1. Sodom
2. Elam
3. four
4. possessions
5. False; he went to save Lot.
6. False; he took 318 trained men.
7. False; Melchizedek was the king of Salem.
8. True
9. False; Abram refused to take anything.
10. Answers may vary.

SPIRITUAL TEACHING & LIFE APPLICATION

1. It was not a good choice for Lot to move into Sodom. Although he might have only intended to move closer at first, he was eventually tempted to move into the city and give up the life of shepherding. What we can see with our eyes, like the wealth and excitement of the city of Sodom, isn't always good for us. We need to make wise choices every day.

Before we make choices each day, do we think about whether they are choices God would like for us to make? For example, when we watch a movie with a lot of fighting in it, does that seem like a good choice? What about skipping Sabbath to go to a friend's party? The more we make these poor choices, the more we will think that they don't matter, just like Lot. As he moved closer and closer to Sodom, he probably told himself that it didn't matter. But it did matter in the eyes of God.

2. When Abram found out that Lot had been captured, he immediately set out with 318 trained men to rescue the people who had been taken. Abram was not afraid of the kings, even though they had more soldiers than him, because he knew that God was on his side.

Help others because it is the right thing to do, even when it is hard. God will bless those who help others. Think of ways you can help out at church, at home, and at school. Think of ways to help your classmates, your teacher, your parents, and your siblings.

Can you think of a time when you were like Lot, when you didn't deserve to receive help or comfort, and someone still helped you? What happened? Were you grateful to that person? Did that encourage you to act differently afterwards?

Can you remember a time when you were like Abram, and you helped someone because it was the right thing to do, even though you knew you wouldn't gain anything from it?

3. Melchizedek gave praise to God, asking God to bless Abram. Abram gave one-tenth of the goods he recovered to Melchizedek the priest to show thanks to God.

Thank God for His help. We should praise God, not ourselves. How can we praise God? We can give tithe, pray to Him, sing praises to Him, and be humble. One way to train ourselves to be humble is by thinking about all the things we are grateful to God for at the end of the day, before we go to sleep. If we constantly remember that all good things come from God, then we will not become proud very easily.

ACTIVITIES

1

What Can I Do to Help?

Objective: To help students think of ways to help others.

Instructions

Divide the class into groups of two or three students. Ask each group to discuss what they would do in one of the following scenarios and have them act it out for the class. Encourage the students to be helpful and creative in their scenario.

1. If there is an old lady standing on the train or the bus, I would...
2. If my mom is busy cleaning up the dishes, I would...
3. If a little girl falls down on the ground, I would...
4. If there is trash in the classroom, I would...
5. If my younger brother is crying, I would...
6. If my younger sister breaks her toy, I would...
7. If a friend at school forgets to bring his lunch, I would...
8. If my dad is very busy with his work, I would...

2

Be a Good Helper**Objective:** To help students understand the characteristics of a good helper.**Instructions**

1. Explain each of the following characteristics and why these characteristics are important when we help.
2. Have students do the word search. The words can be vertical, horizontal, diagonal, or backward.

Characteristics of a Cheerful Helper

Willing: Be ready and eager to help others, not because others told you so, but because you want to help.

Cheerful: Be happy when helping others; do not complain.

Loving: Love the person you help.

Kind: Be nice and show care when we help.

Brave: Be courageous to help others with their problem.

Humble: It is God who gives us the ability to help others, so we need to give all glory to God.

A	H	G	T	W	D	B	L
H	U	M	B	L	E	U	O
F	K	J	H	J	F	L	V
D	I	H	W	R	U	K	I
S	N	R	E	Y	V	T	N
A	D	E	V	A	R	B	G
X	H	Z	N	M	Y	T	L
C	W	I	L	L	I	N	G

E1 Year 1 Book 1 Lesson 8—Abram Rescues Lot

Homework Assignment

Name: _____ Parent signature: _____ Date: _____

Bible Truth: God blesses those who selflessly help others.**Lesson Objectives:** 1. To help others who need it.
2. To be courageous to help the needy.
3. To rely on God for help.**Bible Reading:** Please put a checkmark in the space when you complete the reading each day.**Prayer:** Please put a checkmark in the space on the days you prayed to God.

	Sun	Mon	Tue	Wed	Thu	Fri	Sat
Bible Reading							
Prayer							

Memory Verse

Please write down this week's memory verse.

(Romans 12:10a)

What I Learned from the Bible This Week

1. _____
2. _____
3. _____

Homework Assignment

Understanding What You Have Learned

Fill In the Blanks

(possessions Elam four Sodom)

1. After going to the plains of Jordan, Lot moved into the evil city of _____.
2. The king of _____ and three other kings fought against the king of Sodom and four other kings.
3. The _____ kings won over the five kings.
4. The victorious kings went into Sodom and captured all the people and their _____.

True or False

5. When Abram heard the news that Lot had been captured, he stayed home with his family. _____
6. Abram took 818 trained men to fight against the four kings. _____
7. Melchizedek, king of Elam, came to bless Abram for his victory. _____
8. Abram gave one-tenth of everything to Melchizedek. _____
9. When the king of Sodom asked Abram to keep the goods and just give him back the people, Abram kept all the treasure. _____

Life Application

10. Aside from giving one-tenth (tithe) of our money to God, name a few other things we can offer to Him or to our brothers and sisters who are in need.

LESSON 9

ABRAHAM AND THE THREE VISITORS

BEFORE YOU TEACH

Hospitality in Biblical Times

Entertaining others by providing them with food and a place to stay was important for the people of the Bible; the urge to provide hospitality seems to have been rooted in their experience of nomadic life. Nomadic people were conscious of the loneliness of the desert and that the provision of food was often a matter of life and death. When a person went into one's tent or home, he was safe, being under the protection of family.

It is recorded that when Abraham saw three men standing nearby, he ran from his tent door to meet them, and bowed himself to the ground. Prostration before someone's feet was a form of greeting given to a particularly honored person or guest. Other forms of greeting were gestures of the hand or verbal greetings, formal kisses given on both cheeks, and bows.

After the guest had been greeted, a slave would remove the guest's sandals in preparation for washing his feet. A servant would then pour water over them, rub them with his hands, and then dry them with a towel. Next, the guest's head would be anointed with olive oil scented with spices. Water would then be given to the guest as a drink; this indicated that the guest was to be received peacefully. After feasting, departure was delayed as long as possible, for it would be insulting to leave too early as if the hospitality was not to the guest's satisfaction.

Have you ever met someone and felt like that person could have been an angel? Hebrews 13:2 says, "Do not forget to entertain strangers, for by so doing some have unwittingly entertained angels."

UNDERSTANDING YOUR STUDENTS

Because we can't see God, it is very easy to forget that He is here around us all the time. He is even in our hearts, and knows everything that we think. Oftentimes, this is portrayed as something to be feared. Indeed, it is a dreadful thing for God to know our every sinful thought and action. The simple understanding of God's omniscience is a good way to prevent sin. However, we can remind the students that the Lord not only knows our sins, but also understands our needs and desires. In addition, the Lord loves us despite our sin and knows exactly how to fulfill our needs.

You can assure your students that the Lord is always watching over us and protecting us. At the same time, He is carefully looking at everything we think, say, and do. When your students understand that the Lord is everywhere and knows everything, they will be more watchful of their actions and, at the same time, they will find assurance in His presence.

BIBLE TEXT

Genesis 15; 17; 18:1-15

BIBLE TRUTHS

1. God knows everything, even the deepest thoughts of our hearts.
2. There is nothing too hard for God.

LESSON OBJECTIVES

1. To be careful of what we think, say, and do.
2. To show hospitality by being gracious to guests.
3. To understand what it means to believe and trust in God.

MEMORY VERSE

"I, the Lord, search the heart,
I test the mind."

(Jeremiah 17:10a)

PRAYER

In the name of the Lord Jesus Christ, we pray. Thank You, Lord, for protecting us throughout the past week. We come again to worship You and learn more about You. Please help us to understand that You are the almighty God who created every one of us. Because You created every one of us, You know our hearts. Please help us to be more careful about what we think, say, and do. Hallelujah! Amen.

VOCABULARY

promise: to say that you will do something no matter what

REVIEW/TEACHING IDEAS

Last week, we learned about Lot after he moved away to the city of Sodom. Do you remember who Lot was? He was Abram's nephew. He went to live in Sodom, which was a very sinful city. What happened to Lot after he moved there? (The king of Elam and three other kings came and took him away as a prisoner.) Who came to save him? (Abram and his 318 trained men.) After Abram won the battle against the four other kings, he went back to his home in Hebron.

Bible Story Preparation

Please try to prepare these materials beforehand to make the Bible story more interactive.

- Paper or cardboard stars
- Flour
- Water
- Paper towels

BIBLE STORY

God Promises a Son to Abram

Today we are going to learn more about Abram's life and how God blessed him. In this story we'll see that God knows everything, even things we think about and do in secret. God is a Spirit, so He is everywhere, even though we can't see Him with our eyes. He wants to see if we are good and obedient, even when no one else is watching. We always need to be careful about what we think, say, and do because God is always watching. He rewards those who do what is right and punishes those who do what is wrong so they will learn to change. Let's try to remember this as we go through today's story.

Abram was a very faithful man. He worshiped and obeyed God. One day, the Lord appeared to Abram in a vision. Boys and girls, do you know what a vision is? A vision is when God lets a person see or hear something special. Maybe you have heard testimonies of church members who have seen visions of heaven or have heard God speak to them. In Abram's vision, God spoke and said, "Do not be afraid, Abram. I am your shield, your exceedingly great reward." This means that God was Abram's protector and that God would bless him. Abram was already an old man and he didn't have any children to whom he could pass his things when he died. God promised Abram that He would bless Abram with a child through Sarai. Abram and Sarai's son would have more children, and their children would have more children until his family became as many as the stars in the sky. [Have students take turns pasting paper or cardboard stars onto the board.] "Look up at the heavens and count the stars if you can," God said. "This is how large your family will

be." What a wonderful blessing! God also promised Abram that his children would live in a beautiful and rich land called Canaan.

Abram believed that God could do anything. He knew that God would keep His promise and give him a son, even though he was already very old. We know that God created the world and everything in it. He can heal people and make miracles. Raise both hands if you think God can do anything!

After God made these promises, He changed the names of Abram and his wife Sarai. Abram would now be called "Abraham," which means "the father of many." Sarai's name was changed to "Sarah," because she would become the mother of nations. Their new names showed the blessings that God would give them.

The Three Visitors

One day, many years later, Abraham was sitting in front of his tent near some tall trees. It was the middle of the day and it was very hot. Suddenly Abraham looked up and saw three men standing nearby. He quickly went to meet the three men and bowed low on the ground in front of them. A long time ago, people would bow before their guests to greet them and to show respect. Their bow is like today's handshake. Abraham said to the men, "If it is all right with you, please stop here and rest a while. You can wash your feet and sit under these shady trees. Let me get you something to eat, and after you have eaten and rested, you can go on your way." Abraham was a very hospitable person, which means he cared for his visitors. The Bible tells us to serve one another and we can do this

by being hospitable. When people come to visit you at home or at church, what are some things you can do to be hospitable? [Let the students answer and have them act it out.]

The three visitors accepted Abraham's hospitality and decided to stay.

Abraham ran into the tent where Sarah was. "Quick," he said, "get the best flour and make some bread." [Have some flour and water ready to mix and knead in front of the students. You may choose to provide small chunks of dough to each student so they can try kneading it. Have paper towels available for clean-up.]

Then Abraham ran to the herd of cows and chose a young, tender calf. A calf is a baby cow or bull. They were very expensive and were usually eaten on special occasions or events. We know that Abraham was very hospitable and wanted to bring out the best for his guests. He gave the calf to a servant, and the servant went to prepare it. After the calf was cooked and prepared, Abraham brought it out for the guests. While his three guests were eating, he stood close by under the tree, just in case they needed anything else.

Sarah Laughs

One of the three men asked, "Where is your wife Sarah?"

Abraham answered, "Here, in the tent."

Now one of the three visitors was actually God! Can you imagine how wonderful it would be for God to be a guest in your house? God said to Abraham, "About this time next year, your wife Sarah will have a son." Do you remember the promises that God had made to Abraham? [Let students answer.] Very good! God had promised that Abraham's children would be as many as the stars in the sky; that they would live in the land of Canaan; and that Abraham would have a son through his wife Sarah.

At this time, Sarah was near the front of the tent and could hear what the men were saying. When she heard what God had said, she laughed to herself. She thought

that Abraham was already an old man, and that she was also too old to have any children. Actually, Sarah and Abraham were older than your grandparents, so it would be hard for them to believe that they could have a baby.

Even though Sarah had laughed in secret, God knew that Sarah had laughed at what He had said. God asked Abraham, "Why did Sarah laugh and say, 'Will I really have a child, now that I am old?' Is anything too hard for Me? I will return to you at this time next year and Sarah will have a son."

When Sarah heard that God knew what she had been thinking, she was afraid. So she lied and said, "I didn't laugh." But God knew her heart, and He said, "Yes, you did laugh." We know that God is not happy when we lie. He knows what is in our minds and in our hearts, so God sees what we really think and hears what we really say.

God knows everything and we need to remember to be careful about what we say, do, and think. When God told Abraham that he would have a son in a year, Sarah laughed. Why did Sarah laugh? She laughed because she couldn't believe that she could have children now that she was so old. She also laughed because she thought God wouldn't know. Many times, we do things when we are alone and think that no one sees or hears us. Maybe we accidentally break something, and we try to hide it or throw it away, but God knows. Sometimes, we might think or say certain things and tell ourselves that no one knows. We might lie to our parents about finishing our homework so that we can go play a video game or watch TV, but God knows. We need to remember there is always Someone there when we are alone, and that Someone knows our hearts and minds. Who is that Someone? [Let students answer.] That Someone is God, and even though we can't see Him, we know that He is there. He loves us, so He is always watching over us and taking care of us. For that reason, we should always make sure that we think, say, and do things that will please God.

CHECK FOR UNDERSTANDING

1. After the battle with the four kings, God appeared to Abram. What did God promise to him?

A son through Sarai.

2. Why did God change Abram and Sarai's names to Abraham and Sarah?

It was a reminder of God's promise. Abraham means "the father of many." Sarai's name was changed because she would become the mother of nations.

3. What did Abraham do for his three visitors?

He let them rest under the trees, washed their feet, and gave them food to eat.

4. What can we learn from how Abraham treated the visitors? We need to show love to others by serving.

5. Who was one of the three visitors? God.

6. Why did Sarah laugh at what God said?

She thought that she was already too old to have children; she didn't think that God would know.

7. Was it wrong of Sarah to laugh at what God said? Why or why not?

Yes, it was wrong. With God, nothing is impossible.

8. Why is it important for us to be careful of what we think, say, and do?

God is great and He knows everything.

MEMORY VERSE PRACTICE

Please reinforce the memory verse every week.
You can practice the memory verse with your students anytime during class.

"I, the Lord, search the heart, I test the mind." (Jeremiah 17:10a)

SPIRITUAL TEACHING & LIFE APPLICATION

God knows everything we think, say, and do, so we must be careful.

God listens to our prayers even when we are praying in silence through our hearts. The Bible tells us that God listens to us when we pray, even when we are in our rooms with the door shut. If God can hear a prayer when no one else can, it's not hard for Him to see everything else we do in our lives. Is there anything you don't want anyone to know?

Sometimes we may be tempted to do something that we know is wrong. For example, our friends may show us something that we should not see (like violent movies) or should not use (like bad words), but we must remember that even if our parents or church brothers and sisters might not see us, God does. Sometimes, we might get angry at our siblings and say something mean or even physically hurt them, and our parents might not hear or see it, but God does. Is there something that you want to pray to God about, so that you can ask for forgiveness even if no one knows about it? [Students can close their eyes and think about it, and then kneel down together to pray as a class.]

God doesn't only see when we do things that are wrong, He also sees when we do things that are right. We have many opportunities to do things for our family members or for church believers, even without them knowing. What are some things that you can do? (We can put the Bibles and hymn books away if someone has forgotten them in the classroom. We can write a Bible verse to encourage someone that is sad or worried, and put it in their desk or bag. We can help do a chore, even if our parents don't ask us to or even if they won't notice that we did it.)

HOMEWORK ANSWER KEY

1. Sarah
2. stars
3. Canaan
4. father
5. bowing
6. bread
7. God
8. laughed
9. secret
- 10-12. Answers may vary.

ACTIVITIES

1

Job Cards

Objective: To motivate students to serve others in small ways.

Instructions

1. Have students cut out the job cards and sign their names on each one. (If you have younger students, you can pre-cut the job cards before class.) Students can write their names on the back of those job cards along with ways they can help.
2. Let the students think of people they can help at home, school, church, and so on. They may give these people the "Job Cards." Students may draw pictures of other special jobs they would like to do on the blank cards.


2



God Sees All**Objective:** To help students understand the details of the story.**Instructions:** Fill in the crossword puzzle according to the verses in Genesis chapter eighteen.**Across**





1. Then they said to him, "Where is Sarah your wife?" So he said, "Here, in the _____. (v. 9)
3. And He said, "I will certainly return to you according to the time of life, and behold, _____ your wife shall have a son." (v. 10)
5. Quickly, make ready three measures of fine meal; knead it and make _____. (v. 6)
7. And _____ ran to the herd, took a tender and good calf, gave it to a young man, and he hastened to prepare it. (v. 7)
9. Therefore Sarah _____ within herself, saying, "After I have grown old, shall I have pleasure, my lord being old also?" (v. 12)
10. So he lifted his eyes and looked, and behold, _____ men were standing by him; and when he saw them, he ran from the tent door to meet them, and bowed himself to the ground. (v. 2)
11. But Sarah denied it, saying, "I did not laugh," for she was _____. And He said, "No, but you did laugh!" (v. 15)

Down

2. Then the Lord appeared to him by the terebinth trees of _____, as he was sitting in the tent door in the heat of the day. (v. 1)
4. Now Abraham and Sarah were _____, well advanced in age. (v. 11)
6. So he took butter and milk and the _____ which he had prepared, and set it before them. (v. 8)
8. Is anything too _____ for the Lord? (v. 14)



<p>Job Card</p> 	<p>I will sweep the floor. No Charge!</p> <p>Call:</p> <p>_____</p>	<p>Job Card</p> 
<p>I will wash the dishes. No Charge!</p> <p>Call:</p> <p>_____</p>	<p>Job Card</p> 	<p>I will pick up the litter. No Charge!</p> <p>Call:</p> <p>_____</p>
<p>Job Card</p> 	<p>I will take out the trash. No Charge!</p> <p>Call:</p> <p>_____</p>	<p>Job Card</p> 
<p>Job Card</p>	<p>Job Card</p>	<p>Job Card</p>

<p>I will clean the sinks. No Charge!</p> <p>Call:</p> <p>_____</p>	<p>Job Card</p> 	<p>I will set the table. No Charge!</p> <p>Call:</p> <p>_____</p>
<p>Job Card</p> 	<p>I will make my bed. No Charge!</p> <p>Call:</p> <p>_____</p>	<p>Job Card</p> 
<p>I will do the dusting. No Charge!</p> <p>Call:</p> <p>_____</p>	<p>Job Card</p> 	<p>I will clean my room. No Charge!</p> <p>Call:</p> <p>_____</p>
<p>Job Card</p>	<p>Job Card</p>	<p>Job Card</p>

E1 Year 1 Book 1 Lesson 9—Abraham and the Three Visitors

Homework Assignment

Name: _____ Parent signature: _____ Date: _____

Bible Truths: 1. God knows everything, even the deepest thoughts of our hearts.
2. There is nothing too hard for the Lord.

Lesson Objectives: 1. To be careful of what we think, say, and do.
2. To show hospitality by being gracious to guests.
3. To understand what it means to believe and trust in God.

Bible Reading: Please put a checkmark in the space when you complete the reading each day.

Prayer: Please put a checkmark in the space on the days you prayed to God.

	Sun	Mon	Tue	Wed	Thu	Fri	Sat
Bible Reading							
Prayer							

Memory Verse

Please write down this week's memory verse.

(Jeremiah 17:10a)

What I Learned from the Bible This Week

1. _____
2. _____
3. _____

Homework Assignment

Understanding What You Have Learned

Fill In the Blanks

(bowing secret bread Sarah God father laughed stars Canaan)

1. God promised Abraham that he would have a son through _____.
2. God promised Abraham that his descendants would be as many as the _____ of the sky.
3. God promised Abraham that his descendants would live in _____.
4. Abraham means "_____ of nations."
5. Abraham showed hospitality by _____ to the three visitors.
6. Abraham asked Sarah to prepare _____ for their guests.
7. One of the three visitors was _____.
8. When Sarah heard that she would have a son, she _____.
9. God knew that Sarah had laughed in _____.

Life Application

10. Sarah lied to God. Can we ever fool God with a lie? God sees everything and knows everything, even the things we do in secret. Name one thing that you think, say, or do in secret that would make God sad. What can you do differently next time? Name one thing that you think, say, or do in secret that would please God. Why would that make God happy?

11. Abraham showed kindness to his visitors. What would you do if you a visitor came to your house? What would you cook or prepare for the visitor?

12. If God came to visit you, how would you show your kindness?

LESSON 10

GOD DESTROYS SODOM AND GOMORRAH

BEFORE YOU TEACH

Sodom and Gomorrah

After God destroyed the entire world with the flood (Gen 6:5-7:24), the people had already forgotten the reason for this worldwide destruction. After the flood, the descendants of Ham founded the two cities of Sodom and Gomorrah (Gen 10:6-20). These cities were so evil that their wickedness reached up to heaven. Once again, God would bring His righteous destruction upon the wicked.

Abraham's nephew Lot was tempted by the lush greenery and well-watered plain of the Jordan when he separated from his uncle Abraham. After they separated, Lot eventually chose to settle in Sodom, near the city of Gomorrah. These cities were part of a group of cities known as "the cities of the plain" (Gen 13:12).

By placing himself in an unrighteous environment, Lot had failed to consider the temptations and trials he might face. Sodom appears to have been a morally corrupt city, as illustrated by how the men of Sodom attempted to homosexually rape God's angelic messengers (Gen 19:1-5). Because of their wickedness, the cities were destroyed in a firestorm of divine judgment.

Sodom and Gomorrah were located only a few miles from Hebron, the home of Abraham. Their location was probably at the north or south end of the Dead Sea as "you go toward Zoar," which was located at the southern end of the Dead Sea (Gen 13:10).

Around that area, there are vast beds of bitumen (tar, asphalt, or other petroleum products) on both sides of the Dead Sea and at the bottom. Under one of the mountains, people have found great quantities of sulfur gases. Some believe that God ignited these sulfur gases and created a great explosion. As both the salt and the sulfur were thrown into the sky red hot, it would literally have rained down fire and brimstone from heaven.

Lot's Wife

Only four people managed to get out—Lot, his wife, and their two daughters—but something went wrong with Lot's wife. She did contrary to what the angels instructed by looking back towards Sodom and Gomorrah, and thus turned into a pillar of salt (Gen 19:26). Only Lot and his two daughters were saved. All those who remained languishing in the wickedness of Sodom and Gomorrah were destroyed. The two cities were reduced to ashes.

Lot's wife was covered over with brimstone and she became a pillar of salt. At the south end of the Dead Sea, there are many pillars of salt that have been given the name "Lot's Wife." Indeed, everything about that area supports the biblical story of how God destroyed Sodom and Gomorrah.

BIBLE TEXT

Genesis 18:16-19:29

BIBLE TRUTH

God preserves the righteous but destroys the evil.

LESSON OBJECTIVES

1. To keep the word of God and stay righteous in the midst of wickedness.
2. To listen to and obey God.
3. To understand that sin can have major consequences.

MEMORY VERSE

"The Lord knows the way of the righteous."

(Psalm 1:6a)

PRAYER

In the name of the Lord Jesus Christ, we pray. Thank You, Lord, for guiding us throughout the past week. We come again to worship You and learn more about You. Please help us to understand that You are the God who sees every single detail of our lives. When we sleep, You watch over us, when we get up, You watch over us; even when we disobey You, You watch over us. Please teach us to always listen to and obey You, unlike the people in Sodom and Gomorrah who practiced evil. We want to be right with You and shine for You! Hallelujah! Amen.

Ignoring God's Mercy

After the angels had warned Lot about the impending destruction, Lot went to warn his two son-in-laws. Instead of thanking Lot for the warning, they brushed off his

words as a joke and chose to remain in Sodom. Their mistake of ignoring God's mercy was one they paid for with their lives.

UNDERSTANDING YOUR STUDENTS

Your students are learning very quickly about the world around them. They are learning to read, so their world is expanding. They are also learning from the examples of people around them and learning right from wrong. At this age, the students' concepts of right and wrong are easily molded. Parents, teachers, pastors, and classmates all play a part in influencing a child's sense of morality. The words we use and the behaviors we model will have far-reaching effects.

As much as a person's actions can have positive effects, it can also have negative effects. Children are quick to pick up what is permissible and what is not. Therefore, when the people around them begin to do wrong, they are easily influenced. We as teachers need to instill in them the ability to discern right from wrong and to stick with the right, regardless of what their friends are doing. We can tell them to expect loneliness or to be seen as weird when they choose to do what is right. With that expectation, it might not come as quite a shock when they see the results of standing up for what is right. Although it may seem like others don't accept them, there is always Someone that they will please when they do what is right. Learning to

hold on to what is right at this age will be an invaluable asset when they reach adolescence, when peer pressure is at its highest.

It is important to convey a healthy fear of God to the students through this lesson about God's divine judgment; however, we must be careful not to create an atmosphere where the students become scared of God.

Note for the teachers: The wickedness in the two cities was homosexuality. Many people these days accept homosexuality as "the way that a person was born." That means that they think God created them that way and this simply is not true. God plainly tells us in the Bible that homosexuality is a sin and is not right, just like lying, stealing, killing, etc. are sins. God still loves the people, but He doesn't like the sin. It makes God sad when people choose to live this lifestyle.

Try to help the students see that this is not a lifestyle that God accepts. Even though it is seen in the world, in movies and on TV, God is not pleased with it or any other sin.

VOCABULARY

destroy: to put an end to; to do away with

judge: someone who decides what is right and wrong

pillar of salt: a long, tall shape made out of salt

REVIEW

We learned in the previous lesson that Abraham welcomed three visitors, and that one was God Himself. What did God say to Abraham? (That he would have a son in a year's time.) Sarah was listening near the front of the tent and laughed at God's promise. Why did she laugh? (She thought she was too old to have children; she thought that God wouldn't know that she had laughed.) What did Sarah do when God asked why she laughed? (She lied and said she hadn't.) What does this teach us? (That God knows everything we do and think.)

Note to teachers: Be sensitive to the students. There are parts of this story that may be too intense for younger students.

BIBLE STORY

God's Plan to Destroy Two Evil Cities

After the visitors ate and talked with Abraham, they got up to leave. Abraham was a very kind and good man, so he got up and walked with them part of the way. They were going towards two evil cities, called Sodom and Gomorrah. Does anyone know why these cities were considered evil? [Allow students to offer suggestions.]

The cities were evil because the people inside the cities did bad things that God did not like. Because the people did these things, God was very sad. Because they did not listen to God, God was going to destroy the cities and everything in them. [Make two towers out of paper. Label one "S" and the other "G" to represent the two cities.] God saw everything that they did and everything was evil. They did not choose to do what was good and right.

God shared with Abraham His plan to destroy Sodom and Gomorrah. Do we have a good friend we can share our plans with? [Allow students to share.] Sometimes, it is a good idea to talk to our friends about things that are happening to us. We can have many friends, but God should be our most important friend. We must become a friend of God. We are God's friends when we listen to Him and do what is right in His eyes.

Abraham Pleads for Sodom and Gomorrah

Do you remember that Abraham had three visitors and that one was God? The other two visitors were angels of God. Has anyone ever seen an angel? These angels looked just like normal men, but they were angels. The two angels left Abraham and continued on to Sodom, but God stayed with Abraham.

After God told Abraham His plan to destroy the two evil cities, Abraham asked God, "Will You destroy the good people with the wicked? What if there are fifty good people in the city? You would not kill the good along with the evil, would You? You are the Judge of all the earth; won't You do what is right?"

God answered, "If I find fifty good people in the city of Sodom, then I will not destroy it."

Abraham was asking God to spare the city if there were fifty good people in the city. Do you know why? Abraham was most likely asking God to save the city of Sodom because his nephew Lot lived there. Abraham still loved Lot very much. Abraham did not want him to be destroyed along with the evil city.

[Prepare fifty small items (e.g., dominoes, coins, etc.) to represent fifty people. Let the students know that these people represent the fifty righteous people for whom Abraham prayed.]

Then Abraham asked God another question, "What if there are only forty-five good people in the city? Would You still destroy the city if there are forty-five good people?"

God said, "I will not destroy the city if there are forty-

five good people in the city."

[Have a student take away five of the small items representing the righteous people in Abraham's prayer and continue to do so according to the story, until there are only ten people left.]

Abraham kept asking God the same question again and again until the number went from forty-five, to forty, to thirty, to twenty, and finally to ten.

During the last exchange, God told Abraham, "I will not destroy the city if there are ten good people in the city."

Abraham kept asking God to spare the city if there were still good people in the city. Why do you think Abraham asked so many times, making the number smaller each time? [Allow students to answer.] Although the Bible doesn't say the exact reason, Abraham was probably worried that there wouldn't be fifty righteous people in the city. Can you imagine that? In the entire city, there were less than fifty people who did good things in the eyes of God. Abraham asked until the number was down to ten. Abraham thought that maybe there would be at least ten good people left, and then the city would not be destroyed.

Lot and the Two Angels

Now the two angels arrived at Sodom in the night after they left Abraham. When they got to Sodom, Lot was sitting at the gate of the city. When Lot saw the two angels, who probably looked like ordinary men, he got up to meet them, bowed down, and said, "Please stay at my house tonight. After you rest, you can go on your way."

The two angels said, "No, we will spend the night in the open square."

But Lot kept asking the two angels to be his house guests, so they agreed. When they got to his house, Lot prepared a meal for the guests to eat.

The Evil Men of Sodom

After Lot's two guests had finished eating, there was a sound outside the door. Do you know who was at the door? [Let students answer.] Bad people were. Evil men, young and old, who lived in Sodom, came knocking at Lot's door. These evil men wanted Lot to bring out his two guests so that they could do bad things to them and hurt them. They didn't know that the two guests were really God's angels because they looked like regular men.

Lot went outside to talk to the evil men. Lot was careful to shut the door behind him. He said to them, "Do not do this evil thing. These men are my guests."

But the evil men said to Lot, "You moved to this city just to stay for a while, and now you are acting like you are a judge! We'll treat you worse than them if you don't let us in!"

Struck with Blindness

The evil men began to push very hard against Lot. The men pushed so hard they almost broke down the door. The two angels reached out and pulled Lot back inside the house. After that, they shut the door and made the evil men outside blind and confused. Now the evil men couldn't find the door.

The two angels asked Lot a question. "Is there anyone else here who is a part of your family? Get them out of here, because we are going to destroy this place!"

So Lot went out that night and spoke to his two daughters and their husbands. When the husbands heard that God was going to destroy the city, they thought that Lot was joking.

Lot and His Family Run for Their Lives

Soon, it was almost morning. The two angels said to Lot, "Hurry! Take your wife and your two daughters and run, or else you will also be destroyed."

Lot heard what the angels of God told him to do, but Lot didn't look like he wanted to leave. So the angels took Lot's hand and the hands of his wife and his daughters and they left. After the angels led them safely out of the city, one of the angels said, "Run for your lives! Don't look back, and don't stop anywhere until you get to the mountains, or else you will be destroyed."

But Lot saw that the mountains were too far away for them to run to. So he asked the angels if he could run to a small town nearby called Zoar (Zoar means "small"). The

angels agreed and waited until Lot and his family reached that town. When they arrived in the little town, God rained down burning fire and salt from the heavens. It totally destroyed the two cities and everyone in them. [Crush the paper towers representing Sodom and Gomorrah to illustrate this to your students.] When we crush something like papers towers, it may seem small. But God destroyed two entire cities and all the people. It was something very big!

A Pillar of Salt

The angels warned Lot and his family to keep running and not look back. But on their way out of the city, Lot's wife did not listen to the angels and looked back! She turned into a pillar of salt. That is like a statue that is made out of salt.

Early the next morning, Abraham got up and went to the place where he had begged God to save the city. Abraham then looked toward Sodom and Gomorrah. He saw very thick smoke coming from the area, and knew that the Lord could not even find even ten good people in Sodom. Because of the great wickedness of Sodom and Gomorrah, they were destroyed. But Abraham was thankful that Lot was spared. That was the mercy of God.

Today, none of us wants to be destroyed. God loves each of us very much, but He also wants us to do what is right. There are many lessons that we can learn from this story, but the most important teaching is that we must listen to God. This means to obey and do what is right.

CHECK FOR UNDERSTANDING

1. **Where did the Lord send the two angels?** Sodom and Gomorrah.
2. **Why did the Lord send the two angels to the two cities?** To see if there were any righteous people left.
3. **When Abraham asked for the last time, the Lord agreed not to destroy the wicked city if there were how many good people left?** Ten.
4. **What did the evil men of the city try to do to the angels at Lot's house?** They tried to hurt them.
5. **What did the angels tell Lot to do and why?**
Take his family and run out of the city because God was going to destroy the city.
6. **If we don't want to be destroyed, what should we do?**
We should be good, learn to listen to God's teachings, and do what is good.
7. **What would have happened to Lot if he had decided not to listen to the angels?**
Lot would have been burned up and destroyed along with Sodom.
8. **What happened to Lot's wife? She looked back and turned into a pillar of salt.**
9. **Why do you think Lot's wife looked back at the city?**
Maybe she was worried about her house or something else in the city. But the teaching is that Lot's wife did not listen to the angels who told her not to look back.
10. **Where did Lot and his family run to?** Zoar.

MEMORY VERSE PRACTICE

Please reinforce the memory verse every week.
You can practice the memory verse with your students anytime during class.

"The Lord knows the way of the righteous." (Psalm 1:6a)

SPIRITUAL TEACHING & LIFE APPLICATION

We must learn to listen to and obey God. This means doing what is good.

1. It is good to be afraid of God's punishment, but we should know that God loves us very much, just like our parents.
 How do you know that your parents love you? (They sacrifice their time and energy to care for you.)
 How do you know that God loves you? (He created all things for us to enjoy and He gave us free salvation.)
 How can you show that you obey your parents? (By doing what they ask of you.)
 How can you show that you obey God? (By following God's commandments wholeheartedly.)
2. How do we do what is right, when all our friends are doing something wrong?
 (For example, your friends don't think it's wrong to say bad words so they say them.)
3. Come up with a plan to turn away from doing bad things. What can you do or say?
 (You can pray to God immediately and ask Him to give you the courage to run away from doing bad things.)
4. What kind of things might happen to us if we do bad things?
 (We can find ourselves in dangerous situations if we are not careful.)
 Do you think we have consequences for the bad things we do?
 (Yes, we have consequences for the wrong choices that we make.)

ACTIVITIES

1

Sin Can Cause Great Damage

Objective: To illustrate what it is like when we let sin enter into our hearts.

Materials

- Coffee filters
- Washable markers
- Water

Instructions

Let the kids mark on the filters. Now dip them in water. The water will cause the marks to blend together. Share how sin in our lives grows until it has blended into everything. It may look pretty from far away, but sin trips us in our journey of faith and causes great damage. Talk to the students about disasters. Make sure they do not think that God caused them to happen. God wants the best for us. He does not want to hurt us or make us do evil. Sodom and Gomorrah were destroyed because God could not find anyone who loved Him, except for Lot and his family. The people did not love God and were doing wicked things.

2

Story Circle

Objective: To allow the students to review the story.

Instructions

1. Have one student begin relating today's Bible story. After a few sentences (or even in mid-sentence), he should stop and let the student next to him continue.
2. Continue until the whole story is finished.

Note

- If the story is finished quickly, you may want to review some previous stories.
- Teaching aids such as characters made out of felt and felt boards are especially helpful. As the story is being told, the characters can be put up on the board for easier visualization.

3

Salt Pictures / Optional

Objective: To remind the students to listen and obey by reminding them of what happened to Lot's wife when she didn't obey.

Materials

- Pieces of cardboard
- Colored chalk
- Salt
- Glue
- Egg carton

Instructions

1. Ask students to draw a picture on the cardboard of how they can listen to and obey God. Crush the chalk and mix it with salt in the egg cartons to keep the colors apart.
2. Spread glue over one area of the picture at a time. Sprinkle the desired color of salt on the glue and shake off excess salt onto a sheet of paper. Repeat this until the whole design is done. Now the students have something unique to hang on the fridge to remind them of the story.

HOMEWORK ANSWER KEY

1. Sodom, Gomorrah
2. ten
3. blind
4. salt
5. A
6. B
7. C
8. True
9. False; Abraham pleaded with God to save Sodom.
10. False; Lot's son-in-laws and their wives stayed in Sodom and Lot's wife turned into a pillar of salt.
11. Answers may vary.

E1 Year 1 Book 1 Lesson 10—God Destroys Sodom and Gomorrah

Homework Assignment

Name: _____ Parent signature: _____ Date: _____

Bible Truth: God preserves the righteous but destroys the evil.**Lesson Objectives:** 1. To keep the word of God and stay righteous in the midst of wickedness.
2. To listen to and obey God.
3. To understand that sin can have major consequences.**Bible Reading:** Please put a checkmark in the space when you complete the reading each day.**Prayer:** Please put a checkmark in the space on the days you prayed to God.

	Sun	Mon	Tue	Wed	Thu	Fri	Sat
Bible Reading							
Prayer							

Memory Verse

Please write down this week's memory verse.

(Psalm 1:6a)

What I Learned from the Bible This Week

1. _____
2. _____
3. _____

Homework Assignment

Understanding What You Have Learned

Fill In the Blanks

(salt ten Sodom Gomorrah blind)

1. The Lord sent the two angels to two cities called _____ and _____.
2. When Abraham asked for the last time, the Lord agreed not to destroy the wicked city if there were _____ good people left in the city.
3. The angels made the evil men who were at Lot's door _____ so they could not find their way.
4. Lot's wife turned into a pillar of _____ because she turned around.

Multiple Choice

5. _____ : Why did God destroy the two cities?
 - a. The cities were evil.
 - b. They listened to what was good.
 - c. They did not do anything against God.
6. _____ : What did the angels tell Lot to do?
 - a. Stay where he lived and wait for God's sign.
 - b. Take his family and run out of the city because God was going to destroy the city.
 - c. Wait for Abraham to save him and his family.
7. _____ : Why was Lot saved before the city was destroyed?
 - a. Abraham prayed to God.
 - b. The angels of God were sent to save Lot and he listened to what the angels told him.
 - c. All of the above.

True or False

8. God planned to destroy two evil cities called Sodom and Gomorrah. _____
9. Abraham did not care what happened to Lot, who was living in Sodom. _____
10. Lot and his whole family listened to the angels and got out safely. _____

Life Application

11. We all have to learn to listen to God, our parents, and our teachers. They teach us what is good.

Write down two things your parents teach you to do that are good.

Write down two things God teaches you to do that are good.

Write down two things your teacher teaches you to do that are good.

LESSON 11

ABRAHAM SACRIFICES ISAAC

BEFORE YOU TEACH

Sacrifices and Offerings

We can trace the biblical practice of making sacrifices back to God's killing of an animal to provide coverings for Adam and Eve after their sin. God used the animal skins to cover Adam and Eve's nakedness, and His action also showed, symbolically, the covering of their sins. From this point, people seemed to have understood that God required blood sacrifice to cover sin, and they began to bring offerings.

The Burnt Offering

With the establishment of the Mosaic Law, a formal system of sacrificial offerings was put into effect. In the Law, God gave Moses detailed instructions for worship. When God commanded Abraham to sacrifice his one and only son, He told him to do it in the form of a burnt offering. There is no extant evidence as to how exactly Abraham sacrificed a burnt offering; however, according to Mosaic Law, the offering had to be skinned and cut up, and then burned. For Abraham to have been willing to do this to his only son was an act of great faith. God had promised that Isaac would be the father of nations, and yet God commanded that Isaac be slain before he had any children. Somehow, Abraham believed that God would bring him back to life (Heb 11:19). God had commanded, and Abraham obeyed.

Abraham's Act of Faith

- A. By faith, Abraham obeyed God
 - 1. He left his country (Heb 11:8).
 - 2. He sojourned in a foreign land (Heb 11:9-10).
 - 3. He offered his son Isaac (Heb 11:17).
 - 4. Abraham's faith was not a dead faith (Jas 2:20, 26), but a dynamic faith that expressed itself in obedience!
- B. By faith, we must obey God
 - 1. The gospel calls for "obedience to the faith" (Rom 1:5).
 - 2. We must "obey from the heart" (Rom 6:17).
 - 3. If we desire to have "the faith of Abraham," we must have a faith that works "through love" (Gal 5:6).

God Will Provide

God provided a male sheep for the sacrifice, just as Abraham had told Isaac that He would. To provide is "to see." Literally, it reads, "God will see for Himself the sheep."

God promises many times in the Scriptures that He will provide for His people. Matthew 6:33 teaches us that we should "seek first the kingdom of God and His righteousness, and all these things shall be added to you." Likewise, Philippians 4:19 tells us that "God shall supply all your need according to His riches in glory by Christ Jesus."

BIBLE TEXT

Genesis 21:1-7; 22:1-19

BIBLE TRUTHS

1. God calls us to give everything we have to Him and we must obey.
2. When we trust God, He will provide for every need we have. He is "the Lord who provides."

LESSON OBJECTIVES

1. To learn to give up the things that mean the most to us.
2. To learn to trust in God because God will provide.

MEMORY VERSE

"Faith without works is dead."

(James 2:26b)

PRAYER

In the name of the Lord Jesus Christ, we pray. We praise You, Lord, for gathering us here together to worship You. We know that when we do so, we please You. Help us to please You by being obedient to You and to our parents. We want to thank You for dying for us on the cross. How can we say "Thank You" in an adequate way? Help us to trust You, as your servant Abraham did, with the things most precious to us. We thank You for Your blessing of grace. May Your Spirit guide today's class as we learn more about obedience. Hallelujah! Amen.

In the wilderness after the exodus, God provided manna and clothing, protection and water (Deut 8:3; Neh 9:15). Psalm 23:1 reminds us, "The Lord is my shepherd; I shall not want."

The Ultimate Blessing from God

Abraham acted upon his faith and he obeyed God wholeheartedly. The following is a breakdown of what God promised Abraham:

1. He would bless Abraham.
2. He would multiply his descendants:
 - a. as numerous as the stars in the sky;
 - b. as numerous as the sand on the seashore.
3. Abraham's descendants would take possession of everything that God had promised Abraham previously.
4. Through Abraham's seed all nations on the earth would be blessed.

UNDERSTANDING YOUR STUDENTS

Sacrifice is probably a new idea to your students. They are at an age of self-centeredness and are just learning to become group players. Explain to your students that God has commanded us to love one another, and an integral part of love is sacrifice. Sacrifice means to give up something for somebody else. That means that when we make a sacrifice, we have to give up something that we want. Human nature is such that it is most natural for us to be self-centered. But luckily, God has given us some good examples to follow.

God has instilled a natural inclination for sacrifice into parents. Our parents are probably the ones who have sacrificed the most for us in this world. You can help the students understand how much their parents have sacrificed by bringing up some practical examples: they

give up their time and use a lot of effort to work, cook, clean, and make them happy. You can ask the students to list some of the ways their parents have made sacrifices for them.

God Himself set the ultimate example of sacrifice by coming to this world as flesh and giving up His very life. Because of His sacrifice, we can be happy with Him in the future. You can bring home the extent of His sacrifice by asking the students if they would be willing to give up their lives for another. Help the students understand that we are all recipients of some form of sacrifice; it is right that we should sacrifice for others in return. In this way, we can all obey God's command, "Love one another, as I have loved you."

VOCABULARY

obedient: willing to do what someone tells you to do

sacrifice: to give up something special

burnt offering: a sacrifice where the animal was burned with fire

REVIEW

Last week, we learned about two very wicked cities. Which cities were they? (Sodom and Gomorrah.) What happened to these cities? (God destroyed them.) What happened to Lot? (Lot, his wife, and two daughters fled to a safe city.) However, while they were fleeing, what happened to Lot's wife? (She turned into a pillar of salt.) Because Lot's wife didn't obey the words of the angel and turned back to look at Sodom, she turned into a pillar of salt.

Today, we will be hearing an important story about obedience. Abraham was a very obedient man to God. Sometimes obeying God meant that he had to go through a lot of hardship, doing difficult things like moving from Haran to the land of Canaan. Today, we will see how Abraham, in order to obey God, had to give up the most special thing in the world to him.

BIBLE STORY

The Birth of Isaac

Do you remember why God wanted Abraham to move to the land of Canaan? It was because God promised Abraham that his children would live on this land. But up until this point, Abraham and Sarah still did not have any children. One day, God came to Abraham with two other visitors, and He promised Abraham something very special. Do you remember what that was? Abraham and Sarah would have a son one year from that time.

According to His promise, God gave Abraham and Sarah a son exactly at the time He had said He would. When Abraham was one hundred years old and when Sarah was ninety years old, she gave birth to a son. They named him "Isaac," which means "he laughs." Sarah said, "God has brought me laughter, and everyone who hears about this will laugh with me. Who would have thought that we would have a child in our old age?"

Isaac was the most special gift from God. Abraham and Sarah loved him very, very much.

God Tells Abraham to Sacrifice Isaac

One day, after Isaac had grown into a young boy, God again spoke to Abraham. He called, "Abraham!"

"Here I am," said Abraham.

God told him, "I want you to take your only son, Isaac, whom you love, and go to a mountain I will show you. Sacrifice him there as a burnt offering to Me." A burnt offering is where an animal is burned with fire as an offering to God.

What was God thinking? Why did He ask Abraham to offer Isaac as a burnt offering? [Allow students to share ideas.] Remember that Abraham had waited such a long time for Isaac. It seemed almost impossible for him to even have a son, but God had made him a promise. God kept His promise and gave Abraham and Sarah their beautiful son. Now God was going to take Isaac away from him. We know that God always keeps His promises. Abraham remembered that God promised that he would have as many children as the number of stars in the sky. Abraham must have been telling himself over and over, "God always keeps His promises." Even though Abraham didn't know how God was going to keep His promise, he knew that he had to trust Him and be obedient.

So, early the next morning, Abraham got up and saddled his donkey. He took with him two of his servants and his son Isaac. They gathered and cut enough wood for the offering and started on their journey. They headed off to a place called Moriah.

They traveled and walked, and on the third day, Abraham looked up and saw that they were almost there. Abraham said to his two servants, "Wait here with the donkey while Isaac and I go the rest of the way. When we finish worshipping God, we will come back to you." Then he took the wood for the sacrifice and laid it on Isaac's

back to carry. Abraham carried the flint and the knife.

At Mount Moriah

As the two of them walked on together, Isaac thought to himself, "Where is the animal that we are supposed to offer? Usually, there is an animal ready for the burnt offering."

So Isaac said, "Father? The fire and the wood are here, but where is the lamb for the burnt offering?"

Abraham answered, "God will provide the lamb for the burnt offering, my son."

Abraham must have been sad knowing what he was about to do. He probably didn't understand why God wanted him to do this, but he trusted in the Lord. This was a difficult thing to do. It was not easy, even for Abraham. This was his son that he had to give up, forever. We have a hard time just giving up our computer time or a favorite toy.

When they reached Moriah, Abraham built an altar there and laid the sticks of wood on it. An altar is like a table and it is where the burnt offering is made. After that, he tied up his son Isaac with rope and put him on top of the altar. The Bible doesn't tell us what Isaac was thinking or saying at that time but he was probably very scared and confused. If you were Isaac, what would you do or say? [Allow students to share.] But Isaac was also an obedient child and he let his father do what he needed to. So Abraham took the knife in his hand. He closed his eyes and raised his arms high into the air, ready to kill his son.

A Ram Instead

At that moment, an angel of God called out from heaven, "Abraham! Abraham!"

"Here I am," Abraham answered.

"Do not kill the boy," He said. "Now I know that you fear and believe God, because you have not kept from Me your son, your only son."

Abraham put down the knife and looked up. Behind him, he saw a ram caught by its horns in some thick bushes. He went and took the ram and sacrificed it as a burnt offering instead of his son. God did provide the lamb, just like Abraham told Isaac He would! So Abraham called that place, "The Lord Will Provide."

God Blesses Abraham

Now God saw how obedient Abraham was, and He blessed him. Abraham was so obedient that he was willing to give up the most special thing in the world to him—his only son. So God blessed him saying, "Because you have obeyed Me and have not kept from giving Me your only son, I will surely bless you and make your children as many as the stars in the sky and as the sand on the seashore. Your children will live in the land and through them, all nations on earth will be blessed, all because you have

obeyed Me."

This lesson teaches us about how much God loves us. Just like Abraham was willing to sacrifice his only son, God was willing to do this too. Jesus came to earth and died for all of our sins. Why would He do this? He did this because

He loved us that much! So we can really trust Jesus and pray to Him because He always keeps His promises. We can tell Him anything that is in our hearts. The Bible promises that He will never leave us.

CHECK FOR UNDERSTANDING

1. **How old were Abraham and Sarah when Isaac was born?** Abraham was one hundred; Sarah ninety.
2. **What does the name "Isaac" mean?** "He laughs."
3. **What did God ask Abraham to do one day?** Sacrifice his one and only son Isaac.
4. **Where did they travel to?** Moriah.
5. **What did Abraham do when they arrived at Mt. Moriah?**
He built an altar, arranged the wood, tied up Isaac, and put him on the altar.
6. **What happened when Abraham was going to kill Isaac?**
An angel of the Lord called from heaven and told him to stop.
7. **After an angel stopped Abraham from sacrificing Isaac, what did Abraham find in some thick bushes?** A ram.
8. **What did Abraham do with what he found in the bushes?** He sacrificed it as a burnt offering instead of Isaac.
9. **What did Abraham call the place where he made the sacrifice?** "The Lord Will Provide."
10. **What did God do after He saw how obedient Abraham was?** He blessed him.

MEMORY VERSE PRACTICE

Please reinforce the memory verse every week.
You can practice the memory verse with your students anytime during class.

"Faith without works is dead." (James 2:26b)

HOMEWORK ANSWER KEY

1. To obey means to do what someone tells you to do.
2. To sacrifice means to give up something special.
3. 100, 90
4. his one and only son Isaac
5. lamb
6. fear; believe
7. "The Lord will provide."
8. False; the Lord provided a ram to be sacrificed instead.
9. True
10. Answers may vary.

SPIRITUAL TEACHING & LIFE APPLICATION

1. God wants us to love Him by obeying His commandments wholeheartedly.

God wants our love. In Matthew chapter twelve, Jesus tells us what are the two greatest commandments:

1. To "love the Lord your God with all your heart, with all your soul, with all your mind, and with all your strength."
2. "Love your neighbor as yourself."

Love for God is simple obedience. "For this is the love of God, that we keep His commandments. And His commandments are not burdensome" (1 John 5:3). "If you love Me, keep My commandments" (John 14:15).

God gives us commandments for our benefit, as they are instructions on how to have a happy and productive life. The more you learn and love God, the more you will desire to do His will (John 14:21). Once you understand the commandments, you must have the courage to obey them, even if it means giving up something you want very much. Our loving Heavenly Father will bless you for your obedience with peace in this world, and eternal life in the world to come.

2. God wants us to obey our parents.

In the Bible, the word 'obey' is mentioned hundreds of times. Obviously, obedience is important to God. Therefore, it should also be important to us.

Throughout the Bible, God teaches His children to obey their parents. In Exodus 20:12, He says: "Honor your father and your mother, that your days may be long upon the land which the Lord your God is giving you."

What exactly does it mean to honor our parents? Honoring our parents means treating them with respect and love. We are to love, cherish, trust, obey and respect our parents with a cheerful heart that wants to obey. In other words, we honor our parents by obeying them.

When Jesus was a child He obeyed His earthly parents, Joseph & Mary. By obeying them, He obeyed and pleased God. In Luke 2:51, we are told that "[Jesus] went down with [His parents] and came to Nazareth and was submissive to them."

In Colossians 3:20, God commands, "Children, obey your parents in all things, for this is well pleasing to the Lord." This verse tells us that our obedience pleases God. In other words, when we obey our parents, God is happy. If our mom or dad asks us to set the table for dinner, when we obey quickly and with a cheerful heart, God is pleased. By obeying our parents, we are serving and obeying God, too.

ACTIVITIES

1

Obedience Tree

Objective: To illustrate that God wants us to be obedient in doing things that are right.

Instructions

Cut out a set of fruit-shaped cards to represent acts of obedience and distribute the cards to the students (two or three cards per student). Draw a large tree on the board. Ask the students to write down examples of how they have been obedient and tape them on the tree. If any students cannot think of an example, these are some questions to get them thinking.

1. God wants us to be obedient to our parents. Do you clean your room when your parents ask you to?
2. God wants us to be good helpers. Do you help faithfully with the chores in your home or at church until the task is finished?
3. God wants us to be faithful in all that we do. Do you do your homework and complete it well in a timely manner?
4. God wants us to observe the Sabbath day. When your friends invite you to a birthday party on the Sabbath, do you choose to come to church?
5. God wants us to love our brothers and sisters. When your brother or sister wants to play with your favorite toy or game, do you love them by sharing your toy or game with them?

2

Let's Obey!

Objective: To help the students affirm their belief in Jesus.

Instructions

Have the students line up in a horizontal line across the back of the room. Instead of taking turns, all the students will listen to your questions and respond with, "Yes, I will." You then issue the command and they follow. In this game everyone is a winner when they reach you. (Adjust the commands according to your room size so that they can reach you by the time you've finished asking the questions.)

1. Your father asks you to turn the TV off. Will you get up and do it without saying, "Wait"? (You may take 3 baby steps forward.)
2. Your mother asks you to stop talking in the living room when she's talking on the phone. Will you stop talking? (You may take 4 little hops forward.)
3. Your big sister asks you not to play in her room with your friend. Will you stay out of her room? (You may take 1 giant step forward.)
4. Your mother tells you that eating too much candy is bad for you. Will you keep your fingers out of the candy jar when she's not looking? (You may take 2 scissor steps forward.)
5. Your mother tells you to come straight home from school and not stop for any reason. Will you go straight home even though your friend is calling from his house to come see his new puppies? (You may take 3 sidwinder steps forward.)
6. Your teacher asks you not to talk to your classmate when she is teaching. Will you stop talking? (You may take 4 little hops forward.)

Remind the students that we often have to obey even though we can't understand the reason for it. Only Jesus can help us do that. When someone asks you to do something and you feel like saying "no" say a prayer for Jesus to help you.

Discussion

Think about the one thing you have that you treasure the most. Is it a toy? A picture? Is it your mom or dad? Now imagine having to give up that thing. Imagine seeing it destroyed. How does that make you feel? God knows how that feels. He gave up the thing most precious to Him so that evil people could destroy it. What was it? His son. Are we willing to sacrifice like He has?

3

Red Light, Green Light

Objective: To find out how well the students can obey instructions and to show the importance of obeying instructions.

Instructions

Line the students up against a wall (this game may work better in a large room). Pick one student to stand at the opposite end of the room and be the "traffic light." When the "traffic light" is facing away from the students, he/she is a green light, which means the other students can walk towards him/her. When he/she is facing them, he/she is a red light, which means the students have to stop and wait for him/her to turn green again. The first student to touch the "traffic light" becomes the new "traffic light."

4

Memory Verse Practice / Optional

Objective: To reinforce the importance of today's memory verse.

Instructions

Assign a gesture to each word of the memory verse: "faith" (praying), "without" (minus sign), "works" (working), "is" (equal sign), and "dead" (tongue sticking out with head tilted to one side).

Arrange the students in a circle. When you tap on student A's shoulder, Student A has to say the first word of the memory verse, "faith," followed by student B, sitting to the left, who recites the second word of the memory verse, "without," followed by student C with "works," etc., until the last word of the memory verse has been recited. This memory verse exercise can be made more challenging by having the students act out the previously assigned gestures at the same time.

E1 Year 1 Book 1 Lesson 11—Abraham Sacrifices Isaac

Homework Assignment

Name: _____ Parent signature: _____ Date: _____

Bible Truths: 1. God calls us to give everything we have to Him and we must obey.
 2. When we trust God, He will provide for every need we have. He is "the Lord who provides."

Lesson Objectives: 1. To learn to give up the things that mean the most to us.
 2. To learn to trust in God because God will provide.

Bible Reading: Please put a checkmark in the space when you complete the reading each day.

Prayer: Please put a checkmark in the space on the days you prayed to God.

	Sun	Mon	Tue	Wed	Thu	Fri	Sat
Bible Reading							
Prayer							

Memory Verse

Please write down this week's memory verse.

(James 2:26b)

What I Learned from the Bible This Week

1. _____
2. _____
3. _____

Homework Assignment

Understanding What You Have Learned

Short Answer

1. What does it mean to obey?

2. What does it mean to sacrifice?

Fill In the Blanks

(The Lord will provide his one and only son Isaac 100 sacrifice 90 believe lamb fear)

3. Abraham was _____ years old and Sarah was _____ years old when Isaac was born.
4. God asked Abraham to sacrifice _____ in a place called Moriah.
5. On the way to Moriah, Isaac noticed that the _____ for the sacrifice was missing.
6. When Abraham was about to kill Isaac, an angel said to him, "Do not kill the boy. Now I know that you _____ and _____ God, because you have not kept from Me your son, your only son."
7. Abraham called the place where he made the sacrifice, "_____."

True or False

8. The angel allowed Abraham to sacrifice his son Isaac. _____
9. God wants us to obey Him wholeheartedly. _____

Life Application

10. God blessed Abraham after He saw how obedient Abraham was. Have you been blessed by God because you have been obedient? Please think of an example and write it down.

LESSON 12

ISAAC AND REBEKAH

BEFORE YOU TEACH

Marriage in Biblical Times

Arranged marriages were common during biblical times. Normally, young people did not decide who they would marry. It was marriage first and then love afterwards. Although there was a great deal more "will" than "romance," it tended to produce a stable pattern of marriages.

Marriages were arranged, if possible, with members of one's own kin. As seen in this story, Abraham sent a servant to find a bride for Isaac from his own people, and Jacob was sent to the same place to find a wife. Marriages sometimes took place outside the clan, but this usually happened for political reasons. It was never approved, however, because people from other clans worshiped different deities and this affected the whole religious life of the people.

The Importance of a Good Wife

Abraham had a problem: in order to perpetuate the hope of God's promises to him and his seed, he needed a wife for his son Isaac. So he called his trusted servant (probably, but not certainly, Eliezer, Gen 15:2), and sent him on an important journey. Abraham knew how important it was that his son have a good wife, a righteous wife, one of God's choosing, and one who was herself devoted to the same things as Abraham and Isaac.

Abraham had such an impact on his household and all who came under his influence. Abraham's servant had felt the power of his master's faith. His life had been so influenced by that faith that it had become his faith as well. So Abraham was happy to send this servant on such an errand. Notice his prayer: "Show kindness to my master Abraham." He did not request success to gratify himself, or to improve his standing in his master's eyes. Instead, his desire was solely that the work might be done to his master's satisfaction.

God Answers the Prayer and Rebekah Responds

The servant's prayer had been answered. God had led him to Rebekah, who showed hospitality to him by inviting giving water to him and his camels. Rebekah was known for her great faith in the unseen God, the one who called her to make a difficult decision and undertake a long and arduous journey. When she knew what God wanted of her, she did not rest even one day; she was intensely and single-mindedly eager: "I will go!" she said. And she went!

BIBLE TEXT

Genesis 24

BIBLE TRUTHS

1. God helps those who rely on Him.
2. God hears us when we pray and ask for guidance.
3. God wants us to marry in the Lord.

LESSON OBJECTIVES

1. To rely on God in all things.
2. To pray to God for all things.

MEMORY VERSE

"Let your requests be made known to God."

(Philippians 4:6b)

PRAYER

In the name of the Lord Jesus Christ, we pray. Lord, we thank You for guiding us and protecting us through this last week. We know that You care for all of our needs, and that we can always turn to You if we need help. Please help us understand that You love us and will always be there for us. Hallelujah! Amen.

UNDERSTANDING YOUR STUDENTS

Your students probably do not have to deal with life-changing decisions right now; however, it is crucial at this time to build up reliance upon God. It is often difficult for children (and adults) to remember to ask for the guidance of the Lord. This may seem like an abstract concept to these children: How do we rely on God, who we can't see? How do we ask for God's guidance? How do we know if God says "Yes" or "No"? You may want to discuss these questions with the students to see their level of understanding.

There are no cut-and-dried answers to the previous questions; our job is to help the students understand the concept of reliance in practical terms. What are things they

find difficult to do? What are some problems they face in their daily lives? It could be fighting with siblings, not obeying parents or teachers, problems with schoolwork, etc. You can assure them that God has the power to conquer all of their problems, if they rely on Him. Reliance can come in the form of prayer, remembering the words of God, or the firm understanding that Jesus loves them and cares for them. You and your students can come up with what it means to rely on God in practical terms.

Through daily experiences of God and caring support, their reliance on God will strengthen and grow throughout the years, and this will be invaluable when days of more serious decision-making arrive.

VOCABULARY

idols: fake gods, usually in the form of an image

well: a deep hole dug in the ground that holds water

trough: a rectangular-shaped container that holds water for animals to drink

REVIEW

Last week, we learned about Abraham and his son Isaac. One day, when Isaac was still a young boy, God asked Abraham to do something. Can anybody tell me what that was? (Sacrifice Isaac.) Right before Abraham was about to kill Isaac, what happened? (An angel called from heaven to stop him.) What did Abraham end up sacrificing? (A ram that was provided in the bushes.) Because of Abraham's obedience, the Lord blessed him. Abraham's children would be as many as the stars of the sky and as the sand of the seashore, and they would live in the land of Canaan.

BIBLE STORY

A Promise to Find a Wife

God blessed Abraham in every way. Abraham lived in the land of Canaan and God blessed him with lots of sheep, camels, donkeys, and cattle. His tents were filled with silver and gold, and he had servants to look after everything. Abraham knew that everything he had was from God. Abraham must have woken up every morning remembering that God was with him and loved him.

But Abraham was getting older and Isaac had already grown into a young man and was ready to get married. Abraham saw that it was time to find a wife for Isaac, so he sent for his chief servant. This servant was loyal and was in charge of everything that Abraham had. What things do you think the servant was in charge of? Has someone ever trusted you to take care of something? [Allow students to share.]

Abraham spoke to his servant, "I want you to make me a promise. Promise me that you will go and find a wife for my son Isaac, but not from among the people who live

around here. Instead, go back to my own country and find a wife for him among my relatives." Why do you think Abraham did not want Isaac to marry someone from the land of Canaan, where they lived? [Allow students to answer.]

Abraham did not want to find a wife from the people who were living around there because those people did not believe in the one true God. Instead, they worshiped false gods and idols. Abraham wanted to find his son a wife who also believed in and worshiped the one true God. Abraham knew that this was what God wanted. What do you think might have happened to Isaac if he had found a wife from the people of Canaan instead? Maybe he would not have been able to worship God every day. Or maybe his wife would have been mad that Isaac didn't worship her idols, and both of them would be unhappy. Abraham knew that it would make God very sad if Isaac and his wife could not worship God together like Abraham and Sarah did.

So Abraham's servant said, "What if she won't come with me? Shall I take Isaac back to live with her there?"

"No," Abraham said, "God has given me this land. God will send His angel to help you find a wife for Isaac from among our people, but you must not take my son Isaac back there." Abraham believed that God would provide for Isaac.

Off to the House of Abraham's Relatives

So Abraham's servant promised Abraham that he would find a wife for Isaac from his own relatives. The servant took ten camels and packed all kinds of presents like gold, silver, and clothing. Why did the servant bring so many presents? If the servant found a wife for Isaac, he would give her and her family all of these presents.

Abraham's servant got everything ready and set out for the land where Abraham's relatives lived. He had to travel for many days to get there. One evening, he arrived at a town called Nahor. There was a well just outside of the town, so the servant had the camels kneel down near the well to rest and get a drink. In the evening, the women from town would come out to draw water from the well. At that time, it was the women's job to get water since there was no running water. In order to have any water in the house, women would go to the big well just outside the city. They would take large jars and fill them with water from the well, then carry the water home.

While the servant was resting at the well, he was probably wondering how he would find a wife for Isaac. What do you do when you don't know how to do something? Sometimes we ask our parents or a grown-up for help. But when no one really knows the answer, we know we can pray to God, and that is exactly what the servant did.

The Servant Prays for God's Help

The servant prayed, "O Lord, please help me today and show kindness to my master Abraham. I am standing beside this well and the women of the town are coming out to draw water. May it be that when I ask one of them for a drink and she says, 'Drink, and I will also give your camels a drink'—let her be the one You have chosen for your servant Isaac. If this happens, I will know that she is the one who will be the wife for Isaac." The servant was asking God to help him know who the right girl would be.

Before he had finished praying, a girl named Rebekah came out with a jar on her shoulder. Rebekah was very beautiful and she had never been married before.

Rebekah went down to the well and filled her jar with water. Abraham's servant hurried to meet her. He asked, "Please let me drink a little water from your jar."

"Drink, my lord," said Rebekah. She quickly lowered the jar to her hands and gave him a drink.

After she had given him a drink, she said, "I'll get water for your camels, too, until they have finished drinking." The servant didn't even have to ask Rebekah to

get water for his camels. Rebekah did it all on her own. Have you ever done something nice to someone even when they didn't ask you? [Allow students to share.]

Rebekah quickly emptied her jar into the trough where the camels drank from and ran back to the well to get more water until there was enough for all his camels. Now this was not an easy thing to do. Rebekah only had one jar, and the servant had ten camels. She had to go back many times to the well before the camels had enough to drink. What does this show about Rebekah? This shows us that she was a very hard working girl who also had a lot of love.

The Servant's Prayer Is Answered

The servant watched her closely as she got the water to see if she was the one who would be Isaac's wife. Was she the one God had chosen? What do you think? How can we tell if she was the one God had chosen? [Allow students to share.] Rebekah worked quickly, running back to the well to get more water. When all the camels had finished drinking, the servant asked Rebekah, "Whose daughter are you? Please tell me, is there any room in your father's house for us to spend the night?"

She said, "I am the daughter of Bethuel, the son of Nahor." Nahor was Abraham's brother! She was one of Abraham's own people, just as Abraham had asked his servant to find.

"We have plenty of straw and food for the animals. There is also plenty of room for you to spend the night," she said.

Abraham's servant bowed down to the ground and worshiped the Lord. "Praise be to the Lord, the God of my master Abraham! He has smiled on my servant Abraham this day. He has guided me on my journey and led me to the house of my master's relatives." Why do you think it was important for the servant to praise God here? Do you think it made God happy that the servant did this? [Allow students to share.] How many times has the servant prayed to God so far? He prayed to God at the well, and he prayed to thank God again after he talked to Rebekah. It is important for us to learn to always remember to pray to God, regardless of whether it is a big thing or a small thing in our lives.

The Servant Meets Rebekah's Family

The servant then gave Rebekah heavy gold bracelets for her arms and a gold ring for her nose. Rebekah ran back to her mother's house. When Abraham's servant got there, he immediately told Rebekah's family about why he was there. What things do you think the servant told Rebekah's family? He told them how Abraham sent him to find a wife for Isaac among his relatives and how the Lord guided him there. He told them how he had prayed to the Lord. When he was still praying, Rebekah came to the well, and he knew that she was the one who would be Isaac's wife.

Rebekah's father answered, "This is from the Lord! Here is my daughter; take her with you, and let her become the wife of Isaac."

When Abraham's servant heard this, he bowed down to the ground and worshiped God. How many times has Abraham's servant worshiped God now? (Three times.) What do you think this shows about the servant? He was indeed a faithful servant and knew that God was the one who was guiding him. Then, he brought out more gold and silver jewelry and other costly gifts and gave them to Rebekah. He also gave treasures to her brother and to her mother also.

The next morning, Abraham's servant wanted to go back quickly to Abraham and finish this work. Even though Rebekah's family wanted Rebekah to stay home for a few more days, the servant knew that the work he was doing was very important. So Rebekah's family asked Rebekah, "Will you go with this man?"

"I will go," she said. So they sent Rebekah on her way and they blessed her.

Isaac Meets Rebekah

Around the time that the servant was traveling back home with Rebekah, Isaac was out in the field during the

evening, thinking about things. Have you ever spent time just thinking about things? What things do you think about? [Allow students to share.] As he was thinking, he looked up and saw the servant's camels coming home. At that moment, Rebekah also looked up and saw Isaac.

"Who is that man in the field coming to meet us?" Rebekah asked Abraham's servant.

"He is my master," the servant answered. When Rebekah heard this she covered herself with a veil. Why do you think Rebekah covered herself with a veil? This means that she agreed to be his wife and that she did not want him to see her face since they were not married yet.

Isaac ran up to them, and Abraham's servant told Isaac how the Lord had guided him to find Rebekah. Isaac married Rebekah, and he loved her very much. God had brought the two together, and they loved each other very much.

From this story, we can tell how Abraham trusted God to help find a wife for Isaac. God hears our prayers and answers them because He is faithful and He loves us. The servant prayed to God, and He listened to the prayers. He is there to help us in our time of need. We can see how God gives the best to us when we let Him help us.

CHECK FOR UNDERSTANDING

- 1. From where did Abraham want his servant to find a wife for Isaac?**
Back in his home country among his relatives.
- 2. Why didn't Abraham want to find a wife for Isaac from the people he was living with?**
Those people didn't worship the Lord.
- 3. When the servant got to Nahor, who did he see coming out to draw water?**
The women of the town; among them was Rebekah.
- 4. How would the chief servant know which one would be Isaac's wife?**
She would be the one who would give him a drink and would get water for all his camels, too.
- 5. What was the first thing the servant did when he found Rebekah?**
He knelt down and praised God for guiding him.
- 6. When Rebekah saw Isaac coming towards her, what did she do?**
She covered herself with her veil and walked over to Isaac.
- 7. What did it mean when Rebekah covered herself with a veil?** She had agreed to become Isaac's wife.

MEMORY VERSE PRACTICE

Please reinforce the memory verse every week.
You can practice the memory verse with your students anytime during class.

"Let your requests be made known to God." (Philippians 4:6b)

SPIRITUAL TEACHING & LIFE APPLICATION

Understand that God will help us when we try to do the things He wants us to do.

1. God gives us many different blessings. Do we always remember to make God happy too by doing things that He wants us to do? Think about what things God has blessed us or our family with and think about what we have done to make God happy.
2. When our parents, teachers, or friends trust us with an important job, do we do a responsible job, like Abraham's servant did? What jobs have we been given before? What type of preparations did we make for those jobs? Were we responsible? When we are entrusted with important jobs, we need to prepare and be responsible.
3. Whenever we face a big problem and don't know what to do, do we pray to God and ask Him to help us? What kinds of problems have we asked God to help us with? What kinds of problems have we tried solving without God's help? When God helps us, do we remember to give thanks to God? We need to be thankful to God all the time.

ACTIVITIES

1

"Trust God" Water Pitcher

Objective: To trust God in all things.

Materials

- Butcher paper
- Markers
- Scissors
- Glue

Abraham's servant trusted that God would give Isaac a good wife. Instead of picking a girl he thought Isaac would like, Abraham's servant prayed to God and asked Him to show him which girl He would like Isaac to marry. God answered his prayer by having Rebekah come out and give water from her pitcher to him and his camels.

Note: Prepare the water droplet cutouts before class by drawing them, making copies, and then cutting them out.

Instructions

1. Make a "Trust God" water pitcher by drawing a large picture of a water pitcher on butcher paper (to be taped to the wall).
2. Distribute two to three water droplets to each student.
3. Ask your students to think about prayers they have entrusted to God and have them write them inside the water droplets. When they are done, they can glue them inside the picture of the water pitcher.

Over the course of the quarter, they can continue to add to the water pitcher as they think of things they want to pray to God about. Remind them that we should always entrust our problems to God, and that He will answer us according to His will.

2

Arts and Crafts

Objective: To help retell the story in an interactive way.

Idea #1: Camel Sock Puppet

Make a camel puppet out of old socks. Use your imagination and create a camel by stuffing an old sock. You can sew on button eyes and create a hump. Attach four string legs.

Idea #2: Make A Well

Cover a metal can with construction paper and make a well.

Idea #3: Jar Making

Decorate glass jars or empty juice bottles with a variety of colored masking tape pieces. Coat the tape with a layer of clear enamel and let dry. Now you have a pretty jar!

Idea #4: A Sand Camel

Make a camel in the sand. Place sandpaper underneath white paper. The students can use crayons to draw a picture of a camel in the desert. A sand texture will appear on the paper. Make sand dunes and other desert features. Experiment with different grits of sandpaper.

HOMEWORK ANSWER KEY

1. Because the people in Canaan did not believe in the one true God.
2. Ten camels, along with presents like silver, gold, and clothes.
3. He told them how Abraham sent him to find a wife for Isaac among his relatives and how God had guided him there. He told them how he had prayed to God and how Rebekah had come out and done everything that he had prayed about.
4. The first time was before he met Rebekah. The second was after he met Rebekah at the well. The third was after Rebekah's father agreed to allow Rebekah to marry Isaac.
5. Abraham's servant, camels
6. prayed
7. False; Rebekah had never been married before she met Isaac.
8. True
9. True
10. Answers may vary.

E1 Year 1 Book 1 Lesson 12—Isaac and Rebekah

Homework Assignment

Name: _____ Parent signature: _____ Date: _____

Bible Truths: 1. God helps those who rely on Him.
 2. God hears us when we pray and ask for guidance.
 3. God wants us to marry in the Lord.

Lesson Objectives: 1. To rely on God in all things.
 2. To pray to God for all things.

Bible Reading: Please put a checkmark in the space when you complete the reading each day.

Prayer: Please put a checkmark in the space on the days you prayed to God.

	Sun	Mon	Tue	Wed	Thu	Fri	Sat
Bible Reading							
Prayer							

Memory Verse

Please write down this week's memory verse.

(Philippians 4:6b)

What I Learned from the Bible This Week

1. _____
2. _____
3. _____

Homework Assignment

Understanding What You Have Learned

Short Answer

1. Why didn't Abraham want Isaac to find a wife in Canaan?

2. What are some of the things the servant brought to prepare for his trip?

3. What did the servant tell Rebekah and her family when he went to her house?

4. When did the servant pray to God and praise Him?

Fill In the Blanks

(prayed Abraham's servant camels)

5. Rebekah gave water to _____ and his _____ to drink.

6. Before the servant began looking for Isaac's wife, he _____ to God.

True or False

7. Rebekah was married to someone already before she met Isaac. _____

8. Isaac was thinking in the field when he saw Rebekah for the first time. _____

9. The chief servant was faithful to Abraham. _____

Life Application

10. Think about some things that God wants you to do. Then, think about how you want to praise God when He helps you do these things. Write down your praises to God below. Be ready to share your answers next week.

LESSON 13

REVIEW



This lesson is meant for the review purposes. There are many ways to conduct a review. Here are some ideas for you.

1. It can be in a standard test format. Elementary 1 students should be able to answer the following types of questions without much difficulty: true or false, fill in the blank, and short answer. Depending on your class' needs, feel free to create your own test by selecting questions found in the **Check for Understanding** section of each lesson. Alternatively, you can look through some of the **homework assignments** for ideas. Be sure to think about **life application questions** in addition to the knowledge-based ones. Never forget to ask the students to remember the **memory verses** that they have learned.
2. The review can be done as a game. Playing games is a fun way to share information. It can be a simple game like Jeopardy or a race to the finish line (moving spaces as students take turns to say the correct answer). Students can also create their own questions and quiz each other. The possibilities are endless.
3. You can think of this class as a brand new lesson. You can select certain characters to study and compare, or themes to look at to review the whole quarter. Look at the memory verses and see how they can be a springboard into a review. These require a little bit of work on your part, but it can be a rewarding way to tie up the past twelve weeks.

Finally, remember to soak in the words of God. After reviewing God's wonderful teachings, have a small snack fellowship. Sing hymns, or go outside and enjoy His creations. You can do a play that sums up the learning that has taken place. And don't forget that you work with a wonderful group of teachers. Brainstorm with your fellow RE workers for fantastic ideas to end your quarter. May God remember all your labor for Him.

For teachers who have great ideas on how to review all twelve lessons, we welcome you to email USGA with all the details. We can upload your ideas to the RE link and let other teachers share your creativity.

Review Test Answer Key

Short Answer

1. 1st–light; 2nd–sky/heaven; 3rd–land, seas, and vegetation.
2. 4th–sun, moon, stars; 5th–fish and birds; 6th–animals and man.
3. He rested.
4. Eat from the tree of the knowledge of good and evil.
5. Seven pairs of every clean animal, two pairs of every unclean animal, and seven pairs of every kind of bird.
6. Forty days and forty nights.
7. Destroy the earth with water.
8. The rainbow.
9. They were driven from the garden of Eden.
10. He saw that all the people were very wicked.
11. That Abraham and Sarah would have a child in a year's time.
12. a. Lot, his wife, and his two daughters.
b. She turned into a pillar of salt because she didn't listen to the angels and looked back at Sodom.
13. His one and only son Isaac.
14. Rebekah.

Who Am I?

1. Adam
2. Eve
3. Serpent
4. Noah
5. Animals
6. God

Memory Verses-Fill In the Blank

1. "In the beginning God created the heavens and the earth." (Genesis 1:1)
2. "So God created man in His own image; in the image of God He created him; male and female He created them." (Genesis 1:27)
3. "Your word I have hidden in my heart, that I might not sin against You." (Psalm 119:11)
4. "A fool vents all his feelings, but a wise man holds them back." (Proverbs 29:11)
5. "Trust in the Lord with all your heart, and lean not on your own understanding." (Proverbs 3:5)
6. "Blessed is every one who fears the Lord, who walks in His ways." (Psalm 128:1)
7. "I will delight myself in Your commandments, which I love." (Psalm 119:47)
8. "Be kindly affectionate to one another with brotherly love." (Romans 12:10a)
9. "I, the Lord, search the heart, I test the mind." (Jeremiah 17:10a)
10. "The Lord knows the way of the righteous." (Psalm 1:6a)
11. "Faith without works is dead." (James 2:26b)
12. "Let your requests be made known to God." (Philippians 4:6b)

Character Match-Up

1. d
2. f
3. a
4. g
5. c
6. e
7. b

Life Application

- 1-4. Answers may vary.

Review Test

Short Answer

1. List the things God created from the first to the third days.

2. List the things God created from the fourth to the sixth days.

3. What did God do on the seventh day?

4. What did the serpent tempt Eve to do?

5. What did God tell Noah to bring into the ark with him?

6. How long did it rain?

7. After the flood, what did God promise never to do?

8. What did He give us as a sign of His promise?

9. What happened after Adam and Eve sinned against God?

10. Why did God want to send a flood upon the earth?

11. When the three visitors came to Abraham's home one day, what did God promise him?

12. a) When God destroyed Sodom and Gomorrah, who were the only people who escaped?

b) However, what happened to Lot's wife?

13. What did God ask Abraham to sacrifice?

14. Who did the chief servant find to be Isaac's wife?

Who Am I?

1. I was the first man God ever created: _____
2. I was the first woman ever created; the serpent tempted me and I ate the fruit of the tree of the knowledge of good and evil: _____
3. I was there in the garden of Eden and I tempted Eve to disobey God's command: _____
4. I was a good man while all the people around me were evil; God told me to build an ark to save myself and my family from the flood: _____
5. Pairs of us went into the ark with Noah: _____
6. I am all-powerful, all-knowing, and everywhere. I created the heavens and the earth: _____

Memory Verses-Fill In the Blank

1. "In the beginning God _____ the heavens and the earth." (Genesis 1:1)
2. "So God created man in His own _____; in the image of God He created him; male and female, He created them." (Genesis 1:27)
3. "Your word I have hidden in my _____, that I might not sin against You." (Psalm 119:11)
4. "A fool vents all his feelings, but a _____ man holds them back." (Proverbs 29:11)
5. "_____ in the Lord with all your heart, and lean not on your own understanding." (Proverbs 3:5)
6. "Blessed is every one who _____ the Lord, who walks in His ways." (Psalm 128:1)
7. "I will delight myself in Your _____, which I love." (Psalm 119:47)
8. "Be kindly affectionate to one another with brotherly _____." (Romans 12:10a)
9. "I, the Lord, _____ the heart, I test the mind." (Jeremiah 17:10a)
10. "The Lord _____ the way of the righteous." (Psalm 1:6a)
11. "Faith without works is _____." (James 2:26b)
12. "Let your _____ be made known to God." (Philippians 4:6b)

Character Match-Up

- | | |
|--------------------------|---|
| 1. _____ God | a. I built an ark that saved myself, my family, and the animals from the flood. |
| 2. _____ Adam & Eve | b. I drew water for Abraham's chief servant and became Isaac's wife. |
| 3. _____ Noah | c. I took in two angels and was saved when Sodom and Gomorrah were destroyed. |
| 4. _____ Abraham & Sarah | d. I created the heavens and the earth. |
| 5. _____ Lot | e. I am an only son and God asked my father to sacrifice me. |
| 6. _____ Isaac | f. We sinned against God by eating the fruit of the tree of the knowledge of good and evil and were driven from the garden of Eden. |
| 7. _____ Rebekah | g. God promised that we would have a son even though we were very old. |

Life Application

Have the students write down **four** of the most important things that they have learned this quarter. Allow them to share their answers with the class while the teacher lists them on the board or chart paper.

1. _____

2. _____

3. _____

4. _____

"The earth is the Lord's, and all its fullness,
the world and those who dwell therein." (Psalm 24:1)

Year 1 Book 1



God's Wonderful Creation

General Assembly of the True Jesus Church

21225 Bloomfield Avenue

Lakewood, CA 90715 U.S.A

Printed 2011