

Elementary 1

Year 1 Book 2



The Lord is Our God

Teacher's Guide & Students' Worksheets

This Teacher's Guide is dedicated to those
who serve God in the children's ministry.

May God continue to grant you wisdom
and strength to impact the future generations.



"But God demonstrates His own love toward us, in
that while we were still sinners, Christ died for us."

(Romans 5:8)

Elementary 1 Year 1 Book 2

The Lord Is Our God

Contents

Lesson Index	i
How to Use This Teacher's Guide	ii-iii
Your Teaching Procedures & Teaching with Music/Bible Dramatics	iv
Understanding Your Students	v
Memory Verses	vi

Lesson Index

Lesson 1	Isaac Refuses to Fight	1-8
Lesson 2	A Bowl of Red Stew	9-17
Lesson 3	Jacob's Dream at Bethel	18-25
Lesson 4	Jacob and Esau Make Up	26-36
Lesson 5	Joseph Is Sold into Egypt	37-45
Lesson 6	Joseph Interprets Dreams	46-53
Lesson 7	Joseph's Brothers Go to Egypt	54-62
Lesson 8	The Second Trip to Egypt	63-72
Lesson 9	Joseph Forgives His Brothers	73-81
Lesson 10	Joseph's Family Goes to Egypt	82-89
Lesson 11	The Baby Moses	90-99
Lesson 12	The Young Moses	100-110
Lesson 13	Review	111-115

All Scripture is quoted in NKJV.

Always pray for your students and pray for the wisdom to teach!

Welcome to the world of six to eight-year-olds!

This is a wonderful age range to be teaching, as students are beginning to mature and understand more about the world around them. However, they haven't all grown up yet and still need your gentle nurturing to guide them.

Although your students are beginning to read, they still learn in a variety of ways, including visually, kinesthetically, and aurally. This means that it will be very important to use pictures and hands-on experiences as you tell the story in order to meet the needs of all the students in the classroom. Visuals are always good reminders at any level because it helps the students make connections to the story and retain information. Hands-on activities will help the students to internalize the lessons and make them more meaningful. For example, the students can be involved in making the scenes for the days of creation. This will help them remember what happened much more so than just through a telling of the story. It is also vital to ask students to share what they have learned at the end of each lesson. By letting your students retell the information they have heard, you will be able to see what they really understood, and what might need to be revisited before you move on. Knowledge and learning need to be built upon what they have already grasped. Only then can the students build on their experiences and make the proper connections in future lessons. Furthermore, since they are learning to read, it is vital to ask students to read at least one verse from the Bible each week during class time. You can assist them if they are having difficulty with **vocabulary** words, but this is the time to help them practice turning to the right section of the Bible they are studying. This is a great habit to build up now.

This book is designed to be teacher-and-student friendly, and each lesson follows the same structure. As in all of the textbooks, there are sections before the start of the lesson that give relevant Bible background information. Take the time to review the **Before You Teach** and **Understanding Your Students** sections to familiarize yourself with the teachings since your students are more sophisticated and require more than just an overview of the Bible story. Occasionally, there will be some teaching ideas included. These are simply suggestions you may want to consider as you prepare your lesson. Of course, you can adapt them as needed for your class and students. The story section is a retelling of what is recorded in the Bible.

*“Him we preach,
warning
every man
and teaching
every man
in all wisdom,
that we may
present every
man perfect in
Christ Jesus.”*

—Colossians 1:28

Vocabulary

Before You Teach

Understanding
Your Students

You are encouraged to read it through, but remember to be ready to share the words of God, and not to literally read from the pages of this guide. Please also review the story by using the questions provided in the **Check for Understanding** section. This will give you a good idea of how much the students understand. You can ask each question directly or use other creative ways to have students share their answers.

Check for
Understanding

A key indicator to a successful lesson is what the lesson means to each student. What have they walked away with and how can they apply what they have learned? The lesson is not complete until you have shared the discussion questions found in the **Spiritual Teaching and Life Application** section. You want your students to leave the class with the feeling that they want to draw even closer to God through specific actions they can take. Help them make goals and be sure to encourage them in their efforts.

Spiritual Teaching &
Life Application

The last thing you will need to consider for class time is which **activities** will be best for your group of students. Each lesson contains several from which to choose. Again, depending on the time and the abilities of your class, you may choose to do one or two to reinforce the teachings of the lesson.

Activity

Since your students are learning to read and write, this guide has included a **Homework Assignment** section. This serves to remind the students of God's word at home during the week. There is **no** separate student workbook so you are encouraged to photocopy the homework sheets. The students can store their work in a binder or file folder. You can provide homework each week for them to insert in their folder or reproduce all twelve lessons at the beginning of each new quarter. Review the homework before they leave class so that the students are aware of what to complete and how to do it. You may need to brainstorm ideas for the life application questions so that the students have something to build on when they return home. All teachers need to consistently check homework to make this a useful tool and a good extension of the teachings. The students are also encouraged, via the homework assignment, to develop a daily Bible reading and prayer devotional time. Be sure the parents are aware of this expectation. A partnership between the teachers and parents will greatly facilitate the growing faith of the students.

Homework Assignment

Remember that your students are still growing. There are so many things they can do independently, but there are areas where they need extra support. Take time to get to know each of your students so that you can meet their needs. Most importantly, remember to allow time for yourself to grow closer to God as you help your students develop their relationship with Him!

You can't do **MORE** for
your students until you
have knelt down and
PRAYED for each of
them daily.

*"Not by might nor
by power, but by
My Spirit," says the
Lord of hosts."*

—Zechariah 4:6

YOUR TEACHING PROCEDURES

1

Hymnal Worship (10-15 minutes)

Purpose: To help the children praise God through hymnal worship.

Procedure: Always start a session in the name of our Lord Jesus. The teacher or assistants will then lead the children in simple hymns or action rhymes.

Be Prepared

Be Organized

Be Flexible

2

In-Class Worship (15-20 minutes)

Purpose: To let the children hear a Bible story and respond to its teachings.

Procedure: Say a short prayer in the name of our Lord Jesus. There are 3 steps in the In-Class Worship Procedure. They are:

- 1) Bible Story
- 2) Check for Understanding
- 3) Spiritual Teaching and Life Application

Do not forget to explain the key vocabulary words and practice the memory verse which are listed in each lesson.

3

Bible Learning Activity (10-15 minutes)

Purpose: To help your students become familiar with the word of God is part of a teacher's mission, but an equally important part of the job is helping the students put the word of God to work in their own lives. The activities have been planned to encourage your students to act upon what they have learned.

Procedure: Let the students work on the Student Activities. If the activities require group involvement or cutting and pasting, be sure to have assistant teachers. We have come up with a variety of activities as well as optional ones. Please see what suits your students' needs. End the activity with a concluding prayer.

Teaching with Music

Do your students seem to enjoy music more than the lesson itself? Music can be an effective teaching technique within a lesson.

- Hymns that tell stories can enhance your lessons.
- Many students learn more easily if they can “feel” the material you are teaching. Choose hymns with motions and physical movement.
- Students who do not show emotion easily may find it easier to express themselves through hymns.

Keep these in mind when using music with your students:

- Learn the hymns before you teach them.
- Sing the new hymn to the students before you have them sing it.
- Sing the hymn in a variety of ways—assign parts, use rhythmic instruments, move around, and so on.

Teaching with Bible Dramatics

- Playacting can make Bible stories come alive for the students.
- Let the children volunteer for the roles they want.
- Encourage students to think about the mood, the setting, the characters, and their expressions and motives. They all contribute to making the story come alive.
- Encourage creativity. Acting out Bible stories can help students see the story and characters in a new way.

UNDERSTANDING YOUR STUDENTS

Elementary 1 (Ages 6-8)

Characteristics	Pedagogic Application
Body <ol style="list-style-type: none"> 1. Still developing/growing, though the pace is slowing 2. Still get tired easily 3. No longer play alone; can adapt to group games or activities 	<p>Increase levels of difficulty in activities as the students become more able physically</p> <p>Do not stretch one activity for too long; find a balance between times of quietness and action</p> <p>Encourage student involvement with more cooperative group games; show respect to everyone</p>
Mind <ol style="list-style-type: none"> 1. Have strong sense of imagination 2. Still think according to words on paper; cannot accept abstract ideas 3. Concept of space and time is still limited 4. Reading ability is gradually strengthening 5. Have excellent memory 6. Deductive thinking is still limited 	<p>Encourage the use of imagination, but help students to discern fact from fiction</p> <p>Use familiar similes and parallels to which students can relate, just like how Jesus used the familiar to teach the unfamiliar</p> <p>Be careful when describing time and space</p> <p>Encourage the reading of books that promote spirituality</p> <p>Encourage the memorization of Bible verses</p> <p>Repeat content regarding abstract terms and truths</p>
Mood <ol style="list-style-type: none"> 1. Very sensitive; can have outbursts of emotion 2. At the adorable stage: like to please teachers and receive praise 3. Full of compassion and care for others 4. Still tend to fear and withdraw 	<p>Get excited or saddened easily</p> <p>Easy to discipline, but pay special attention to giving praise and encouragement</p> <p>Nurture students to help, serve, and treat others fairly</p> <p>Provide a sense of security</p>
Social Skills <ol style="list-style-type: none"> 1. Make friends easily 2. Like to please adults 3. Like to cooperate and do not like to compete 4. Have good social skills; desire acceptance from others 5. Still like to quarrel with friends; always change their best friends 	<p>Help them to establish friendships</p> <p>Establish a student-teacher relationship</p> <p>Promote cooperation by offering group projects/activities</p> <p>Be careful not to promote hypocrisy when teaching</p> <p>Place emphasis on teaching students to love one another; encourage a giving spirit instead of a selfish one</p>
Spirituality <ol style="list-style-type: none"> 1. Have a simple faith, are interested in a life of faith; will initiate prayer 2. Curious about death and heaven 3. Like to attend RE classes 4. Are learning to differentiate between real biblical stories and fictional fairy tales or legends 5. Are learning the moral teachings of good and evil 6. All spiritual experiences come from imitating adults 	<p>Use a systematic way of teaching faith and the truth; encourage prayer</p> <p>Simply explain the truth of salvation</p> <p>Nurture their interest in Bible reading and church activities</p> <p>Emphasize that the Bible contains the words of God and is not a common book, but one inspired and written by God</p> <p>Emphasize the moral aspects of the Bible</p> <p>Set a good example; share more spiritual experiences with students</p>

1. "Do not be overcome by evil, but overcome evil with good."
(Romans 12:21)
2. "Lying lips are an abomination to the Lord, but those who deal truthfully are His delight." (Proverbs 12:22)
3. "In God I have put my trust; I will not be afraid." (Psalm 56:11a)
4. "Live peaceably with all men." (Romans 12:18b)
5. "I will set nothing wicked before my eyes." (Psalm 101:3a)
6. "God is our refuge and strength, a very present help in trouble."
(Psalm 46:1)
7. "Examine yourselves as to whether you are in faith."
(2 Corinthians 13:5a)
8. "But through love serve one another." (Galatians 5:13b)
9. "Bearing with one another, and forgiving one another."
(Colossians 3:13a)
10. "Honor your father and mother." (Ephesians 6:2a)
11. "Be of good courage, and He shall strengthen your heart."
(Psalm 31:24)
12. "The Lord searches all hearts." (1 Chronicles 28:9b)

LESSON 1

ISAAC REFUSES TO FIGHT

BEFORE YOU TEACH

Digging Wells

Water is a critical component of life. It makes up 60% of our bodies. Humans can live an average of two months without food but only one week without water. Even though water is essential to our survival, we tend to take our water supply for granted. When we need water, we turn on the faucet and we instantly have as much water as we need. We can even choose between hot and cold water.

In the semi-arid climate of Palestine, water was priceless. It was paramount for the subsistence of humans, flocks, and plants. In a land where water was scarce, wells were extremely important.

When we think of wells in early Biblical times, we have mental images of wells surrounded by a large circle of stones. However, most wells in Isaac's day were simple holes in the ground. Wells were more often a hole in a dried-up riverbed, rather than an excavated column going deep into the earth.

Wells were an important part of early family life. When a man dug a well, he was doing more than providing water for his family and livestock. He was indicating that he liked the location and that he planned on staying there for a while.

Well Names

Each of the wells Isaac dug had a special name that described the situation he faced at the time. The first was called Esek, which meant "contention, calumny, or wrong." The herdsmen of Gerar argued that the well Isaac's servants had dug actually belonged to them. Isaac gave up this well and did not fuel or prolong the conflict.

When the same herdsmen laid claim on the second well, Isaac named it Sitnah, which meant "strife or hatred." (It is interesting to note that this word has the same root as the word "Satan.") Isaac also turned over this well and did not let the injustice take root in his heart and cause resentment.

Surprisingly, there was no conflict over the third well. Isaac called it Rehoboth, which meant "wide or broad space." Isaac understood that by choosing peace over conflict, God had rewarded him by providing not only a third well, but also enough space so that there would be no tension with his neighbors.

After Isaac moved to the city of Beersheba, his servants dug another well. By then, Isaac and Abimelech had made a vow to respect each other and to maintain peace. Therefore, the last well was named Shebah, which means "oath."

What Can We Learn from Isaac?

There are times in our life when circumstances may cause us to move on. Perhaps it's a move to a new area, a job change, or even a change

BIBLE TEXT

Genesis 26:13-33

BIBLE TRUTH

God blesses the peacemakers.

LESSON OBJECTIVES

1. To understand that we must not be quarrelsome, but rather overcome evil with good.
2. To understand that when we do good and not fight back, God will bless us.
3. To understand that we can show love to our neighbors.

MEMORY VERSE

"Do not be overcome by evil, but overcome evil with good."

(Romans 12:21)

PRAYER

In the name of the Lord Jesus Christ, we pray. Beloved Lord, we thank You for letting us come together to learn how to be peacemakers. In today's lesson, please help us follow Isaac's example. You blessed him because he refused to fight. You blessed him because he repaid others, who had treated him badly, with goodness. We ask You to give us opportunities to be patient and kind to those around us. Hallelujah! Amen.

in our family situation. Isaac should be commended because he realized that God would provide him with a different place to live. So instead of getting hostile and violent, he accepted what God was doing in his life. He decided to move on.

God has allowed circumstances to occur in our life, and instead of getting angry or frustrated, we need to be like Isaac and place ourselves in God's hands. Do you find yourself moaning and complaining to God over your circumstances? Have you lost that spiritual joy? Do you realize that God has a place of rest for you? Maybe all you

can see is your troubles and your sorrow. Perhaps you have become angry and frustrated. We must be willing to continue traveling down the road God has prepared for us.

The only way to understand God's will is for us to be willing to spend time in prayer and seek God's divine direction. In Genesis 26:24, God gives Isaac the promise of assurance and future blessings. As a result of this clear direction from God, Isaac does four things in verse 25—he builds an altar, he calls upon the Lord, he pitches his tent, and his servants dig a well.

UNDERSTANDING YOUR STUDENTS

Students at this age tend to immediately react to emotional stimulus rather than to patiently hold back, reflect, and formulate a logical plan of action. For example, if one of your students is hit by a peer, their immediate reaction would be to defend themselves or to attack their opponent. Sometimes, the situation is the result of a misunderstanding, but the student's defensive reaction aggravates the conflict.

As teachers, our aim is to help our students learn to consistently act in the correct manner. They should

understand that God expects them to be patient, generous, kind, and peace-loving, regardless of whether someone is injuring or offending someone. We can explain that even if the students have been treated unfairly, God watches their behavior and rewards them accordingly. Although the students are maturing, they still need appropriate guidance. Share specific scenarios they may encounter and discuss what they can say or do to show patience and kindness.

VOCABULARY

prosperous: to be wealthy or to have good fortune

envious: to be jealous

quarrel: to argue, to fight

contention: rivalry, competition

strife: trouble, conflict

pitch: to set up

oath: promise, covenant

BIBLE STORY

Preparation: Prepare pictures of four wells, an altar, and a tent. Use tacks, magnets, or tape to stick them to the whiteboard.

Isaac

Do you remember who Isaac is? Isaac was the son of Abraham. He was an obedient son. He listened to his father and married Rebekah, even though he had never met her before. He trusted that God would provide what he needed. He learned to obey God. Over time, Isaac became a very prosperous man. He owned a large group of flocks, herds, and servants. At that time, he lived in a land called Gerar. The Philistines also lived in this land. Their king was called Abimelech. When the Philistines saw Isaac become richer and richer, they became envious of his great riches. They didn't want to see someone become rich in their land. Maybe they thought he would become so rich that he might take over the land one day. So finally, King Abimelech told Isaac to leave.

Isaac moved to the Valley of Gerar. This area was not too far from where he was living before [teacher may want to show a map of the coastal region, where the Philistines lived]. Remember that Isaac had many people and animals to feed. They needed water to drink and wash in. In Isaac's time, there were no faucets that they could just turn on. When a family moved to a new place, one of the most important jobs was to look for a well. What might happen if the entire family and animals had no water for more than a few days? [Allow students to answer.] So Isaac's servants began looking for places to dig up wells in the land they had just moved to. Actually, Isaac's father, Abraham, had dug up some wells in the land a long time ago, but the Philistines had filled in and covered them up. Wells were usually holes in the ground, so the Philistines probably poured a lot of sand or dirt into the ground to fill them up. Isaac decided to dig up these old wells and call them by their old names.

Isaac's Servants Dig

One day, Isaac's servants dug in the valley, and found a well of running water there. [Stick the first well onto the whiteboard.] Can you imagine how happy Isaac must have been to find a source of water? [Ask students to share a time when they were thirsty.] Even though he had been sent away from his old home by the Philistines, he had found a well that could feed his family, his servants, his flocks, and his herds.

Just as Isaac's servants were rejoicing over their good luck, the herdsmen of Gerar came and argued that the well was theirs. How disappointed Isaac must have been! He called the first well "Esek." (Write the name under the picture of the first well.) Esek means "contention." Contention means competition or rivalry. Other herdsmen were fighting for the well and this is probably why Isaac

gave it a special name.

Even though he must have been sad, Isaac didn't fight with the herdsmen over the well. He let them have this well. Do you think it was easy for him to give up something that belonged to him? [Ask students what their favorite things/toys are. Would they give them up easily?] Isaac didn't have to give up the well since his servants dug it up. It was hard work and it belonged to Isaac. But Isaac wanted to remain peaceful with his neighbors. So his servants went to another place and dug a second well. [Stick the second well onto the whiteboard.]

The Second Well

They were happy that they had found another well. Then, they noticed some people coming over to this second well. Who could it be? Yes, you're right! It was the herdsmen of Gerar again. They claimed that this well also belonged to them. How would you feel if someone kept taking things that belonged to you? Raise your right hand if you think you would feel like hurting that person. Raise your left hand if you think you would try to forgive that person. What did Isaac do? He let them have this second well too. Isaac called the well "Sitnah." [Write the name under the picture of the second well.] Sitnah means "hatred or strife." Strife means trouble. Why do you think Isaac gave this second well this special name? [Allow students to share.] Since Isaac moved into this new area, he had only met with trouble. He hadn't been able to dig a well and keep it without people fighting him for it.

The Third Well

After digging two wells, and losing both of them to the herdsmen of Gerar, what did Isaac do? Did he give up? Did he complain to God? No, he went to another place and started digging another well. [Stick the picture of the third well on the whiteboard.] If you were in Isaac's place, would you have done the same thing or would you have given up? [Let students answer after raising their hands.] Do you know what happened this time? Show me a thumbs down if you think the herdsmen also took this well. Show me a thumbs up if you think Isaac got to keep this well. Well, nobody came to argue about the well this time. By moving away and digging the third well, there was enough room for Isaac and his neighbors. Isaac named this well "Rehoboth," which means a "wide space." [Write the name under the picture of the third well.] Finally, Isaac had a well that could be used by his family and his flocks.

Later on, Isaac moved to the city of Beersheba. There, God appeared to him and said, "I am the God of your father Abraham; do not fear, for I am with you. I will bless you and multiply your descendants for My servant Abraham's sake." How wonderful it must have been for Isaac to see and hear God blessing him after having been

mistreated so many times.

Build, Pitch, Dig

After this miraculous meeting with God, Isaac did three important things. First, he built an altar so he could worship God. [Stick the picture of the altar on the whiteboard.] Second, he pitched his tent so he and his family could live there. [Stick the picture of the tent on the whiteboard.] Third, his servants dug a fourth well so that they would have a supply of water. [Stick the picture of the last well on the whiteboard.]

As Isaac was settling into his home, he got a surprise visitor one day. King Abimelech came to see Isaac, along with his friend Ahuzzath, and the commander of his army, Phichol. Isaac asked them why they had come, since it seemed that they hated him and had sent him away. They replied, "We have certainly seen that the Lord is with you. So we said, 'Let there now be an oath between us, between you and us; and let us make a covenant with you, that you will do us no harm, since we have not touched you, and since we have done nothing to you but good and have sent you away in peace. You are now the blessed of the Lord.'" Even those who had hurt Isaac knew that God had blessed him for not fighting and for letting others take

over his wells. They wanted to make an agreement so there would be peace between them.

If you were Isaac, what would you have done to those who had mistreated you so many times? Would you have been angry or frustrated with them? Would you have wanted to pay them back for their bad behavior? Probably, but that is not what God would want us to do. In the Bible, God has told us that we should treat our enemies well. Since Isaac knew that God had seen and blessed him for his good deeds, his patience, and his kindness, he did not punish his offenders. Instead, he prepared a feast for them and enjoyed it with his new friends. The next day, they swore to respect each other and keep the peace.

The Fourth Well

After King Abimelech and his friends left, Isaac's servants came to tell him that they had finished digging the fourth well. Isaac decided to call this well "Shebah." [Write the name under the last well.] Shebah means "oath or promise." This way, everyone who heard about the well would know that Isaac had made a promise to maintain peace with those who had once mistreated him.

CHECK FOR UNDERSTANDING

1. **Why did Abimelech send Isaac away?** Because he grew prosperous and the Philistines were envious of him.
2. **Who came to argue over two of Isaac's wells?** The herdsmen of Gerar.
3. **What was the name that Isaac gave to the first well that he dug?** "Esek." **What was the meaning of this well?** It meant "contention," which signifies competition or rivalry.
4. **What was the name that Isaac gave to the second well?** "Sitnah." **What was the meaning of this well?** It meant "hatred" or "trouble/strife."
5. **Why did Isaac give away his first two wells?** He wanted to overcome evil with good.
6. **What did God promise Isaac?** God would bless Isaac and multiply his descendants.
7. **What three things did Isaac do after he moved to Beersheba?** He built an altar, pitched a tent, and dug a well.
8. **What did Isaac do with Abimelech and his friends?** He prepared a feast for them. He made an oath to maintain peace.

MEMORY VERSE PRACTICE

Please reinforce the memory verse every week.
You can practice the memory verse with your students anytime during class.

"Do not be overcome by evil, but overcome evil with good." (Romans 12:21)

HOMEWORK ANSWER KEY

- | | |
|-----------|--------------|
| 1. Shebah | 6. Gerar |
| 2. well | 7. Abimelech |
| 3. Isaac | 8. altar |
| 4. Sitnah | 9. tent |
| 5. peace | 10. oath |

SPIRITUAL TEACHING & LIFE APPLICATION

God blesses those who overcome evil with good.

1. Have self-control, walk away, and keep the peace.

Isaac's servants had moved into a new territory. Part of moving into new territory involved finding water for the flocks under their care. As Isaac's men dug wells, the herdsmen living in the new territory argued with them and kept claiming the wells as their own.

Instead of fighting back for the wells that were rightfully theirs, Isaac and his people just kept moving on and digging more wells, until the herdsmen of Gerar left them alone. Isaac exercised self-control and didn't fight for his rights. Isaac and his servants set a good example for all of us about what to do when someone picks a fight with us. The best thing to do is to walk away and keep the peace. What will you do the next time someone picks a fight with you?

2. When we overcome evil with good, God will bless us.

Isaac dug his first well and named it "Esek," which means "contention" (Gen 26:20). The second well was named "Sitnah," which means "hatred" (Gen 26:21). After that, God appeared to Isaac (Gen 26:24-25). "'And the LORD appeared to him the same night and said, 'I am the God of your father Abraham; do not fear, for I am with you. I will bless you and multiply your descendants for My servant Abraham's sake.' So he built an altar there and called on the name of the LORD, and he pitched his tent there; and there Isaac's servants dug a well.'" This passage is very interesting! Isaac was meeting the same God that his father had met. God said He would bless him. God saw that Isaac did not fight, and instead overcame evil with good. Because of this, God appeared to Isaac and promised him many blessings. If you're insulted or hurt by someone, remember that God will reward you if you choose to overcome evil with good. Think of this verse, "I am the God of your father Abraham; do not fear, for I am with you." This can help you remember that God is always with you and that He will bless you if you decide to overcome evil with good.

3. Show love to your neighbors.

How did Isaac show love to his neighbors? Isaac didn't fight or argue with his neighbors. Isaac moved and dug new wells. We can see that Isaac chose to show love to his neighbors, instead of arguing with them. We can choose to show love to our neighbors, too. When our neighbor does something that bothers us, we should not respond in anger. Think of one nice thing you can do for them.

Who are our neighbors? They are the people who live on our street, our friends, and our family. In fact, everyone is our neighbor! How can we show love to our neighbors? We can go visit them and cook some food for them to enjoy! We can also play with them and most importantly, share with them the gospel of Jesus Christ. Invite them to come to church!

 ACTIVITIES

1

My Well of Peace**Objective:** To understand the importance of being a peacemaker.**Materials**

- Small pebbles/rocks
- Blue crepe paper
- White glue
- Brown modeling clay
- Thick cardboard coasters
- Newspapers

Preparations

1. Place newspapers on the tables in case of accidental spills.
2. Divide the materials so that each student has one coaster, a handful of small pebbles, a small container of glue, a small chunk of brown modeling clay, and a 4" x 4" sheet of blue crepe paper.

Instructions

1. Using the coaster as a base, take the brown modeling clay and make a circular border on the coaster. Lightly press the clay down so that it is attached to the coaster.
2. Line the top of the clay border with glue.
3. Place pebbles on the clay border, on top of the glue.
4. Put glue on top of the first layer of pebbles.
5. Add a second layer of pebbles.
6. Alternate between layers of glue and pebbles (around 4-5 layers) to make the well.
7. Crumple the blue crepe paper and place inside the well to simulate water.
8. Let the well dry. (If desired, students can add other ornaments such as a small water bucket, flowers, etc.)
9. Instruct students to place the well in a visible place in their room. The well should serve as a reminder to follow Isaac's example of being a peacemaker.

2

Isaac's Altar, Tent, and Well Mosaics**Objective:** To remind students about the three things that Isaac did after he saw God at Beersheba.**Materials**

- Three medium sheets of cardboard
- Old magazines
- Scissors
- Glue sticks

Preparations

1. On one sheet of cardboard, trace the outline of an altar with a thick marker. The sheet should be labeled "Altar."
2. On the second sheet of cardboard, trace the outline of a tent with a thick marker. The sheet should be labeled "Tent."
3. On the third sheet of cardboard, trace the outline of a well with a thick marker. The sheet should be labeled "Well."

Instructions

1. Evenly divide the students into three groups.
2. Each group can discuss and decide on the two or three main colors they will use for their mosaic.
3. The tasks for each group will be divided as indicated below:
 - a) one student will look for the selected colors in the magazines
 - b) one student will cut up the pages with the selected colors
 - c) one student will glue the pieces onto the cardboard
 (If there are more than three students per group, more than one student can be assigned to each of the tasks listed above. If there are less than three students per group, more than one task can be assigned to one student.)
4. Once the mosaics are completed, hang the three cardboard sheets on a classroom wall to remind students of the three things that Isaac did after he saw God at Beersheba.

E1 Year 1 Book 2 Lesson 1—Isaac Refuses to Fight

Homework Assignment

Name: _____ Parent signature: _____ Date: _____

Bible Truth: God blesses the peacemakers.

Lesson Objectives:

1. To understand that we must not be quarrelsome, but rather overcome evil with good.
2. To understand that when we do good and not fight back, God will bless us.
3. To understand that we can show love to our neighbors.

Bible Reading: Please put a checkmark in the space when you complete the reading each day.**Prayer:** Please put a checkmark in the space on the days you prayed to God.

	Sun	Mon	Tue	Wed	Thu	Fri	Sat
Bible Reading							
Prayer							

Memory Verse

Please write down this week's memory verse.

(Romans 12:21)

What I Learned from the Bible This Week

1. _____
2. _____
3. _____

Homework Assignment

Understanding What You Have Learned

Crossword Puzzle

DOWN


1. After making an oath with Abimelech, Isaac named the last well ____.
2. The local herdsmen argued with Isaac's servants over a ____.
3. ____ was sent away by Abimelech because of his wealth.
4. The second well's name was ____, which means "strife."
5. God wants us to be ____ makers.
6. The herdsmen of ____ argued over two of Isaac's wells.
9. After building an altar, Isaac pitched a ____.

ACROSS

7. ____ came to visit Isaac.
8. After God blessed him, Isaac built an ____.
10. Isaac and Abimelech swore an ____ of peace.

Word Bank

altar
Gerar
Isaac
tent
well
Abimelech
Shebah
peace
oath
Sitnah



Life Application

On a separate piece of paper, write about one time when somebody treated you unfairly and made you feel very angry or sad. Based on Isaac's example, how could you have acted in a peace-loving way? How would the other person have behaved if you had acted in this way? Bring your writing to your RE teacher.

LESSON 2

A BOWL OF RED STEW

BEFORE YOU TEACH

The Birthright

A birthright was a privilege bestowed upon children born in patriarchal societies. This privilege or right varied depending on birth order, with special inheritance rights usually given to the firstborn son. The firstborn generally received a double portion of the estate upon the death of the father, and through him the family line was preserved (cf. Deut 21:17). The firstborn son could sell his birthright or give it away if he chose, but in so doing he would lose both the inheritance and his patriarchal position.

By selling his birthright for a bowl of stew, Esau overtly expressed his contempt for God, for that birthright included the covenant promise that God made to Abraham, which was to be passed on through the family line. God's covenant was made up of several specific promises: "I will make you a great nation; I will bless you and make your name great; and you shall be a blessing. I will bless those who bless you, and I will curse him who curses you; and in you all the families of earth shall be blessed" (Gen 12:2-3). Esau's act showed how little he valued God and His promises. In effect, Esau "despised" his birthright (Gen 25:34).

In the New Testament, God makes a covenant with those who have been baptized in the blood of the Lord Jesus. This is our birthright: the covenant of salvation and the promise that we will inherit the kingdom of God (Heb 9:15). God sealed us with the promise of the inheritance by giving each of us the Holy Spirit to dwell in us (Eph 1:13-14).

As we live in this world, it is sometimes easy for us to forget about our birthright, or our hope in heaven. Often our daily desires and ambitions blur our heavenly vision. If we are not alert and if we follow our own desires, we might even forfeit our salvation (Mk 8:36-37). Let us not be like Esau, who saw his present hunger as more important than his birthright. Instead, let us cherish our birthright in the same way as the apostle Paul: he counted everything as loss because of the surpassing worth of knowing Christ (Phil 3:8).

The Blessing

Although Jacob had bought the birthright of the firstborn from Esau, it was still not officially his until his father gave it to him. The bestowment of the birthright normally came in the form of a blessing. Before Isaac died, he performed a ceremony of blessing in which he officially handed over the birthright to the rightful heir.

Before the blessing was given, the father could take the birthright away from the oldest son and give it to a more deserving son. But after the blessing was carried out, the birthright was permanent and binding. This is why fathers usually waited until late in life to bestow the blessing.

BIBLE TEXT

Genesis 25:19-34; 27:1-28:5

BIBLE TRUTHS

1. God wants us to be honest.
2. God wants us to value our birthright.

LESSON OBJECTIVES

1. To always be honest in all that we say and do.
2. To always tell the truth and to never lie.
3. To cherish our covenant of salvation with God.

MEMORY VERSE

"Lying lips are an abomination to the Lord, but those who deal truthfully are His delight."

(Proverbs 12:22)

PRAYER

In the name of the Lord Jesus Christ, we pray. We thank You, Lord, for the beginning of this new quarter. Please help us to learn all the important things You want us to know, like being honest and getting along with one another. May Your Spirit guide us as we learn about Your word. Hallelujah! Amen.

Two Brothers

Even though Jacob and Esau were twins, they were two very different people, each with his own unique character and personality. Esau was outgoing, loved the outdoors, thrill-seeking, and impulsive. Jacob, on the other hand, was quiet, calm, a homebody, and a planner. Two people under the same roof could not have been more different!

Even though siblings are born into the same family,

very often each sibling will have his/her own unique character and personality. Think about your own relationship with your siblings (if applicable) and consider your similarities and differences.

Also consider the students in your class—how can you leverage their experiences and connect them to Jacob and Esau's relationship?

UNDERSTANDING YOUR STUDENTS

Your students probably have no problem with being honest—until honesty is no longer to their advantage. Most of the time, children are tempted to lie when they know they are going to get in trouble. People are naturally inclined to lie when they have done something wrong. But we as teachers can encourage our students to tell the truth by showing our unconditional love towards them. When the students do something wrong, we can reprimand their action and not their person. When they do have the courage to admit their wrongdoing, we should immediately acknowledge and appreciate their honesty.

Confessing our wrongdoings is an important step to repentance and, more importantly, forgiveness. Help your students understand that God is always willing to forgive, but we must be willing to confess and repent. Only when we confess our wrongdoings will we be open to God's loving forgiveness. As teachers, we can demonstrate this unconditional love by showing our forgiveness when a student does wrong. As the students experience the goodness of forgiveness, they will learn to face their wrongdoing with bravery and seek the forgiveness of the Lord.

VOCABULARY

- twins:** two babies born from the same mother at the same time
- birthright:** special rights a firstborn son receives; includes becoming the family leader and a double portion of the family property (today, our birthright is God's promise for us to go to heaven)
- swear:** to promise; the Lord Jesus has told us not to swear but to simply tell the truth
- blessing:** something good from God; when you bless someone, you are saying you want God to give what is best for them
- curse:** to wish harm upon someone or something

REVIEW

Last week, we learned the importance of being a peacemaker. We reviewed the story of Isaac and the difficulties he encountered when building wells. Isaac had to move because the king told him to leave, so after he moved, he dug a well so that his family could have water. However, after he dug his first well, herdsmen came and stole the well, saying it was theirs. Instead of fighting with them, Isaac moved on and found another place to dig a well. Once again, the herdsmen came back and took the well from Isaac. They had stolen his wells twice, but did he get angry with them? No! Isaac was a peacemaker, so he continued on to another place to dig another well. Finally, he dug his third well and no one came to steal it from him.

Later, Isaac moved to Beersheba and something miraculous happened there! God appeared to Isaac and blessed him, saying that He was with him and that He would multiply his descendants. After his meeting with God, Isaac built an altar to worship and praise God. He then settled his family down and asked his servants to dig a well nearby. Then one day, King Abimelech came to visit Isaac. He was the same king who had told Isaac to move in the first place! Why was he here? King Abimelech had seen that God was with Isaac, so he wanted to make an oath of peace. King Abimelech would not hurt Isaac and Isaac would not hurt King Abimelech. In the end, God blessed Isaac greatly for being a peacemaker. We learned that we should strive to become like Isaac and seek peace, not strife.

BIBLE STORY

Jacob and Esau

Last quarter, we learned about Abraham and his son Isaac. Do you remember who Isaac married? Right, Rebekah! They got married when Isaac was forty years old, but Rebekah was barren. So Isaac prayed to God for her to have children. Finally, when Isaac was sixty years old, God gave Isaac and Rebekah children. In fact, He gave them twins! But these twins didn't look alike at all, and when they grew up, they were very different. These twins were named Jacob and Esau.

Esau was born first. When he was born, he was red and hairy. That's what his name means—"hairy." After Esau came his twin, holding on tight to his heel! So they named him Jacob, which means "holding on to the heel." In Hebrew, "holding on to the heel" also means "he tricks people." Today, we will learn about how Jacob tricked his older brother.

A Bowl of Stew for a Birthright

When the boys grew up, they liked to do different things. Esau liked to stay outdoors, so he became a skillful hunter. Jacob was a quiet person and liked to stay near the tents. Esau would often go out hunting for animals, which could be cooked and eaten. Isaac really liked Esau because he would bring home the tasty meat to eat, but Rebekah favored Jacob.

One day, Esau went out to hunt animals as usual, and Jacob was at home. Jacob had just finished cooking some red stew when Esau came home from hunting. Esau was so hungry, and his mouth watered when he smelled the stew.

Esau said to Jacob, "Quick, let me have some of that red stew! I'm starving!"

Now as you know, Esau was the firstborn son. In those days, the firstborn son got special rights. When he grew up, he would become the family's leader and would receive twice as much of the family property as anyone else. All of these special rights were part of something called a birthright. A firstborn son could sell his birthright or give it away.

Jacob wanted Esau's birthright so he told Esau, "I will give you a bowl of red stew for your birthright."

A birthright was a very special thing. It was important to be the head of a family, and it was valuable because you would get twice as much of the family property as anyone else. But Esau wasn't thinking about how important his birthright was. He was thinking about his empty stomach, and how much he wanted that red stew.

A Bad Decision

So Esau said to Jacob, "Look, I'm about to starve to death. What do I care about my birthright?"

Then Jacob said to Esau, "First swear to me that you really are going to sell me your birthright." In ancient times

people made promises by swearing. So Esau swore to Jacob and sold him his birthright—all for a bowl of red stew.

Rebekah's Plan

Years went by and Isaac became very old. Because of his old age, he could no longer see. Isaac knew that he was about to die, so he called for Esau so that he could bless him and give him his birthright. Isaac didn't know that Esau had sold his birthright to his brother for a bowl of red stew. Isaac told Esau to get his bow and arrow and hunt some of the tasty animals he liked to eat so much. When Esau came back, he would bless him.

All this time, Rebekah was listening to what Isaac had told Esau. She hurried to tell Jacob what she had heard and said, "Listen, my son. Go and get two young goats from the flock. I'll cook them just the way your father likes it. Then take the food to your father to eat, and he will bless you."

But Jacob said, "Esau and I are nothing alike. Esau is hairy, and I have smooth skin. What if my father touches me? When he finds out I am not Esau, he will curse me instead of bless me."

Rebekah answered Jacob, "Don't worry, let him blame me, then. Just go and do what I say."

So Jacob went and got two young goats and Rebekah cooked them. Then she had him wear Esau's best clothes and put some goatskin on Jacob's hands and neck so that he would be hairy to the touch. Jacob was ready to take his father the tasty food.

Isaac Blesses Jacob by Accident

As Jacob walked in, he said, "Here I am, my father."

Isaac couldn't see, so he asked, "Who are you, my son?"

Jacob answered, "I'm Esau your firstborn. I have done as you told me. Please sit up and eat some of this tasty food so you can give me your blessing."

Isaac asked, "How did you find it so quickly, my son?" Jacob answered, "The Lord your God helped me find it." Isaac still wasn't sure if it was Esau, so he said to Jacob, "Come over here so I can touch you. Then I'll know if you're really Esau or not."

So Jacob went close to his father and Isaac touched his hands and neck. Isaac was puzzled because Jacob felt like Esau, but he didn't sound like him. He asked again, "Are you really my son Esau?"

Jacob lied, "I am."

So Isaac told Jacob to bring him the food and he ate and drank. After he had eaten, he asked Jacob to kiss him and when he smelled the scent of Esau's clothes that Jacob was wearing, he blessed Jacob, saying, "May God make you rich, and may you rule over the nations and your brothers. May those who wish you harm go through

harm, and may those who wish you good go through good."

Jacob Is Found Out

After Isaac had finished blessing him and Jacob had barely left, Esau came in from hunting. He also had prepared some tasty food and brought it to his father, wanting to get the blessing.

When Isaac heard Esau, he asked, "Who are you?"

Esau answered, "I am your firstborn son, Esau."

Isaac then trembled and said, "Who was it then that just came in? I ate the food he brought and I blessed him!"

Both Isaac and Esau realized that it was Jacob who had tricked them. Esau cried out loudly and said, "Jacob has taken away my birthright, and now he has taken away my blessing! But can't you bless me, too?"

Since Jacob had received the best blessing, there wasn't much left for Esau. But Isaac said to Esau, "You will live by the sword and will serve your brother. When you grow tired of it, you will stop serving your brother."

Jacob Runs Away to Laban

Because Jacob had tricked him, Esau was very angry at him. In fact, Esau was so angry that he wanted to kill him. Esau decided to wait until his father passed away, and then he would kill him.

Rebekah found out what Esau was planning to do, and told Jacob, "Your brother is going to kill you. Run away to my brother (Jacob's uncle) Laban's house. Stay with him, and when Esau isn't angry with you anymore, I'll send for you to come back home."

So Jacob had to leave his beloved home and run to a faraway place. This was the last time he would see his mother.

Jacob had first tricked Esau into trading his birthright for a bowl of red stew, and now he had lied to his father so that he would give him the blessing. At first, it seemed like he gained something, or got something good by lying, but his lying actually caused a lot of trouble. First of all, he had to run away from the home he loved so much, and he wouldn't be able to go back there for many, many years. Second, he had to leave his mother, and he would never see her again after that. Lastly, he made his brother Esau his enemy, and later, even their children would fight.

Today, even though it may seem like lying is the easiest way out, it never pays in the end. It often causes more trouble when we are found out. We also know that it is against God's command to lie and to trick people. In the end, God will judge us for everything that we do. So let us always keep the word of God in our hearts and be honest even when it is hard.

CHECK FOR UNDERSTANDING

- 1. How were Jacob and Esau different?** Jacob was quiet and liked to stay near the tents; Esau liked to stay outdoors and hunt animals.
- 2. What did Esau trade his birthright for?** A bowl of red stew.
- 3. What did Jacob do in order to get the blessing from his father?** He pretended to be Esau.
- 4. Because Jacob tricked Esau and took his blessing, what did Esau want to do?** He wanted to kill Jacob.
- 5. Where did Jacob run away to?** His uncle Laban's house.
- 6. What does it mean to be honest?** To tell the truth.
- 7. Like Jacob, sometimes it's hard for us to always be honest. When is it hard for you to be honest?** Answers may vary.
- 8. Can you think of a situation when you did something wrong, but you were honest when someone asked you about it?** Answers may vary.
- 9. How can we remind ourselves to always be honest?** Read today's memory verse to find out what God thinks about being honest.

MEMORY VERSE PRACTICE

Please reinforce the memory verse every week.

You can practice the memory verse with your students anytime during class.

"Lying lips are an abomination to the Lord, but those who deal truthfully are His delight." (Proverbs 12:22)

 SPIRITUAL TEACHING & LIFE APPLICATION

1. It is wrong to lie to or trick others for our own gain and to harm others.

1. Ask the students to turn their Bibles to Exodus 20, and ask if the students know what is recorded in this chapter (i.e., the Ten Commandments).
2. Ask the students, "Is there a commandment that talks about lying? Which verse is it in?" Call on one of them to read it aloud. (Verse 16: "You shall not bear false witness against your neighbor.")
3. Explain that to bear false witness is to lie, and purposely lying in order to harm another person so that we gain something is wrong.
4. In today's Bible story, who lied and who was tricked? (Jacob lied, and Esau and Isaac were tricked.)
5. Why did Jacob trick and lie to his father? (In order to gain something for himself.)
6. What happened to Jacob in the end? (He had to run away from his brother Esau, because Esau wanted to kill him.)
7. In the end, Jacob hurt his family and himself by first lying to gain something for himself.

God does not want us to hurt others but to love them as ourselves. Would we want to be lied to or tricked? Of course not! So it is wrong to lie to or trick others for our gain or to hurt others.

2. It is always best to tell the truth even if we might be in trouble. Don't lie; be truthful.

1. Ask the students to brainstorm why they might want to lie sometimes. (When one of them mentions, "to get out of trouble," you can stop.)
2. Sometimes we lie in order to get out of trouble. But oftentimes trouble comes because we lie. Sometimes we have to say another lie to cover up the first lie. Then we are in real trouble.
3. God knows that we all make mistakes, and He is willing to forgive our mistakes if we truly repent (i.e., say that we're sorry for what we did and try our best not to do it again). What do you think God would say to someone who is really sorry for something they have done? (Read Ps 86:5.) Now if the person lies and says, "I haven't done anything wrong," how would God feel about it? (Read 1 Jn 1:10.)
4. In the same way, if we lie to our parents or teachers because we don't want to get in trouble, we might be in more trouble. But on the other hand, if we make a mistake and say that we're sorry, we'll find that our parents and teachers are also very willing to say, "It's OK, just try not to do it again."

3. We should keep our birthright by not following the world.

1. At the very moment we were baptized, God washed away our sins and gave us the promise of eternal life in heaven. When we receive the Holy Spirit, God seals us with the promise of inheritance of the heavenly kingdom (Eph 1:13-14). Each one of us has this "birthright," the right to inherit the kingdom of God. But we need to make sure that we keep this birthright and cherish it. We should not be like Esau and give it up for something else in this world.
2. Ask the students to write down the name of the toy that is most precious to them. It has to be so precious that they would not give it up for anything.
3. Now, ask a volunteer to come up and tell the class his most precious toy. Show the volunteer a regular classroom object (a stapler or a marker) and offer it to him in exchange for his favorite toy. The student will probably say "No."
4. Next, ask another volunteer to come up and tell the class his most precious toy. Show the volunteer a bag of candy and offer it to him in exchange for his favorite toy. The student will probably say "No."
5. Next, ask another volunteer to come up and tell the class his most precious toy. Show the volunteer another toy that you have brought (could be your favorite) and offer it to him in exchange for his favorite toy. If he says "No," then it is clear that he really likes the toy. If he says "Yes," then tell him it is your favorite toy and that you will not exchange it with him.

The purpose of this exercise is for the students to understand that when we cherish something very much, we will not give it up for something else. God's salvation and covenant with us is so precious that we must keep it and cherish it. We should not give it up for something else (Mk 8:36-37).

When we truly cherish our salvation, then other things in this world are not worth nearly as much (Phil 3:8).

 ACTIVITIES

1

Rita and Patrick Learn to Get Along

- Objectives:** 1. Students will understand the importance of getting along.
2. Students will be able to show kindness to one another.

Sometimes Rita and her brother Patrick fight with each other.
Sometimes Patrick hits Rita.
Then he tries to hide from their mother.
Once, he hid in the clothes hamper, but his mother found him anyway.
She grounded him for hitting Rita.
Fighting always makes people sad.

Sometimes, both Rita and Patrick want to take a shower first.
But they can't both be first. They have to take turns.

But even when Rita and Patrick fight, they really do love each other.
They don't want to make each other sad.

Sometimes Rita and Patrick start to cry when they fight.
Then one of them says something funny.
They stop crying and then laugh.
It is more fun to laugh than to fight.
Soon they forget about the fight.

Questions to Think About

1. What is the one thing that your brother or sister does that makes you the most angry or sad? How do you usually react (e.g., cry, tell your mom, hit him or her)?
2. What do you enjoy doing most with your brother or sister that is fun and makes you happy?
3. We can show our love to our siblings by being kind to them and by being generous. How can we show kindness? How can we be generous? Try being kind and generous for a week.
4. We can also show love to our siblings by forgiving them. What does forgiveness mean? Also, if we are in the wrong, we have to practice saying "I'm sorry." How do we know when to say "I'm sorry"?

2

Picture Frame Bookmark

Objective: To remind students that God likes people who tell the truth.

Materials

- 2" x 5" cardstock, 2 pieces per student
- Colored pencils
- Markers
- Scissors
- A 1" x 1" picture of each student, optional

Preparations

For each student, prepare 2 pieces of 2" x 5" cardstock and cut out a 1" circle in the middle of one of them.

Instructions

1. On the cardstock with the circle, have the students use a bold marker or a pen to write, "The Lord delights in [student's name] who is truthful."
2. Let the students decorate both pieces of cardstock.
3. Place the student's picture between the 2 pieces of cardstock so that the student's face fits in the 1" circle.
4. Glue or tape the picture down, and glue the 2 pieces of cardstock together. (If you are unable to prepare a picture for the students, let them do this step at home.)

3

Comic Book

Objective: To remind students to be honest and good Christians.

Here, we will need an artist to draw 4 scenes. In these scenes there should be some dialogue that is already written, and some that the students will fill in. At the bottom of each scene, write the Bible verse that is indicated.

Scene 1

- Draw a boy and a girl both smiling with the same speech bubble, "God wants us to be _____. " (The students should fill in the blank: "honest")
- Proverbs 12:22

Scene 2

- Draw 2 boys and 2 girls who are playing basketball on different teams. One of the boys has a speech bubble that says, "Seven plus two points—hey, we beat you, we have ten points!" The other boy, his teammate, will have a blank speech bubble. (The students should fill in what the teammate should say.)
- Exodus 20:16

Scene 3

- Draw a girl who looks embarrassed because she's hiding the fact that she just broke her dad's favorite gadget (cell phone, computer, etc.). Draw the dad with a speech bubble, "Sweetie, do you have something to say?" Draw a blank speech bubble for the girl. (The students will fill in what the girl should say.)
- 1 John 1:8

Scene 4

- Draw a boy and a girl looking at a permission slip for a field trip to the zoo on Saturday. The girl has a speech bubble that says, "Let's ask Mom to sign this so that we can go to the zoo with our classmates." The boy has a speech bubble that says, "I would rather _____ on Saturday because God wants us to keep His commandments. Let's skip this little field trip so that we can go to _____ to worship God, which is more precious."
- Philippians 3:8

HOMEWORK ANSWER KEY

1. "Lying lips are an abomination to the Lord, but those who deal truthfully are His delight." (Proverbs 12:22)
2. Esau is hairy, but Jacob has smooth skin. Esau likes to hunt, but Jacob likes to stay home.
3. B
4. C
5. True
6. True
7. fled/ran
8. The person will be very angry. We will sin against God by lying. God will be very sad that we didn't tell the truth.
9. "For You, Lord, are good, and ready to forgive, and abundant in mercy to all those who call upon You."
10. Answers may vary.

E1 Year 1 Book 2 Lesson 2—A Bowl of Red Stew

Homework Assignment

Name: _____ Parent signature: _____ Date: _____

Bible Truths: 1. God wants us to be honest.
2. God wants us to value our birthright.

Lesson Objectives: 1. To always be honest in all that we say and do.
2. To always tell the truth and to never lie.
3. To cherish our covenant of salvation with God.

Bible Reading: Please put a checkmark in the space when you complete the reading each day.

Prayer: Please put a checkmark in the space on the days you prayed to God.

	Sun	Mon	Tue	Wed	Thu	Fri	Sat
Bible Reading							
Prayer							

Memory Verse

Please write down this week's memory verse.

(Proverbs 12:22)

What I Learned from the Bible This Week

1. _____
2. _____
3. _____

Homework Assignment

Understanding What You Have Learned

1. Write down the memory verse without looking.

-
2. How were Jacob and Esau different? Draw Jacob and Esau—what did they look like and what did they like to do? (Use the back of the paper if you need more space.)

Multiple Choice

3. _____ : What did Esau trade his birthright for?
 - a. A new set of clothes.
 - b. A bowl of red stew.
 - c. A set of bow and arrows for hunting.
4. _____ : Because Jacob tricked Esau and took his blessing, what did Esau want to do?
 - a. He wanted Jacob to run away.
 - b. He wanted Jacob to cook him more red stew.
 - c. He wanted to kill Jacob.

True or False

5. Jacob pretended to be Esau in order to get the blessing from his father. _____
6. We should not lie because it is a commandment from God. _____

Fill In the Blank

7. Jacob _____ to his uncle Laban's house. He lived there for many years and would never see his mother Rebekah again.

Life Application

8. If we lie or trick someone, how would it hurt the person, ourselves, and God?

9. Work with a parent. Have you ever lied or wanted to lie so that you wouldn't get in trouble? Share with your parent about a time like this. Sometimes we forget that the best way out of trouble is to admit our mistakes and ask for forgiveness. Please copy down Psalm 86:5.

10. Every night before bed, grade yourself on how well you have done to be honest for that day. Write down a short prayer asking God to help you continue to be honest.

LESSON 3

JACOB'S DREAM AT BETHEL

BEFORE YOU TEACH

Jacob's Trip to Haran

Jacob had to travel approximately 400 miles from his home in Canaan to Haran, the place where his mother grew up. Haran was the place that his grandfather Abraham had migrated from years before.

The central event of Jacob's life occurred one night while he was fleeing north, possibly after the first day's journey. That first day, he traveled as far as he could on the threat of death, and he ended up a considerable distance from home. It was probably during that night that God had granted him the vision of the heavenly ladder. The promise given to Abraham—that his descendants would inherit the land and would be as numerous as the dust of the earth—was confirmed to him. God also promised His divine protection on Jacob's journey.

Jacob commemorated his dream by setting up the stone which he had used for his pillow and pouring oil upon it. Such simple monuments were often erected in sacred places. This one marked the place where, for Jacob, God was known to be present. God was his "ladder" to remind him of His presence and help.

God's Presence

God is faithful to His promises. From when Jacob lived with Laban to when he guided his family back to Bethel, God's faithfulness was evident. However, Jacob did not always so clearly experience God's presence. From today's text, it is clear that Jacob appeared to be a lonely, confused, and misguided man. At Bethel, he experienced the most isolated and lonely time of his life. We can feel that he was experiencing a heavy burden. Perhaps he was thinking about his past deeds, and wondering whether life would be different had he not deceived Esau. Maybe he was also thinking about how or why God would use a man like him. His dream at Bethel gave him a great assurance that God was with him. He was not alone. For the first time in Jacob's life, God gave a promise directly to him, "I am the Lord God of Abraham your father and the God of Isaac; the land on which you lie I will give to you and your descendants. Also your descendants shall be as the dust of the earth; you shall spread abroad to the west and the east, to the north and the south; and in you and in your seed all the families of the earth shall be blessed" (Gen 28:13-14). For the first time, Jacob began to understand his role in helping God's people become a numerous and fruitful people.

BIBLE TEXT

Genesis 28:1-29:14

BIBLE TRUTH

God is always with us, especially when we are lonely or afraid.

LESSON OBJECTIVES

1. To turn to God in times of trouble or despair.
2. To pray unceasingly for God's guidance.
3. To trust in God and not to be afraid.

MEMORY VERSE

"In God I have put my trust;
I will not be afraid."

(Psalm 56:11a)

PRAYER

In the name of the Lord Jesus Christ, we pray. We thank You, Lord, for gathering us here to worship You. Today, we will be learning about how You are with us always. Let us understand that we can always go to You when we are sad, lonely, or afraid. Please guide us through today's lesson. Hallelujah! Amen.

UNDERSTANDING YOUR STUDENTS

Children may have many fears: fear of the dark, fear of being alone, fear of certain animals, etc. You may ask the students what kinds of fears they have. What makes them feel better when they are afraid? Most of the time, their fears are calmed when someone is with them, such as their mother or father.

We can help them face their fears by letting them understand that they are never alone. Jesus, the Almighty God who is everywhere and all-powerful, is always with

them. Jesus has told us, "I am with you always" (Mt 28:20). We can help the students understand that even though we can't see God, He is always here, helping us and guiding us. When we realize that God is always here, we can ask Him for the courage and strength to face whatever problems or fears we may encounter. And surely God will help us, for He loves each and every one of us with a love that surpasses all understanding.

VOCABULARY

ladder: two long sticks connected by rungs or steps; used for climbing

REVIEW

Last week, we learned about two brothers who were twins but were actually very different. Not only did they look different, but they also liked to do different things. What were their names? Right, Jacob and Esau! What did Jacob like to do? (He liked to stay near the tents.) What did Esau like to do? (He liked to hunt animals.)

In the last lesson, we learned how Jacob tricked his brother. What did Jacob trick Esau out of? (His birthright and blessing.) Because of this, what did Esau want to do to Jacob? (He wanted to kill him.) When Jacob found out that Esau wanted to kill him, he had to run away to his uncle Laban's house. Today, we will hear about an interesting dream Jacob had during his journey to his uncle Laban's house.

BIBLE STORY

To Laban's House

Jacob's uncle Laban lived very, very far away from where Jacob and his family lived. Jacob had to travel many days to get there. In those days, people did not have planes, trains, or cars. When they traveled, they either rode camels and donkeys or walked.

Jacob journeyed to his uncle Laban's house to run away from Esau, who was very angry with him for tricking him. Jacob was also following his father Isaac's instructions that he go there to find himself a wife.

Jacob traveled by himself for many days. Since it was too dark to travel at night, he had to travel as far as he could during the day and camp in the open wilderness at night. Boys and girls, have you ever been camping? How does it feel to live out in the wild? Jacob didn't have any camping supplies or even a tent. Can you imagine how it must have been for Jacob to sleep by himself in the wild? It was lonely traveling all by himself, and it was tiring, too. Days and days went by. Jacob hoped that he had enough food to last him throughout the journey.

During these lonely days of traveling, Jacob probably did a lot of thinking. Boys and girls, what do you think Jacob was thinking about during his journey? He probably felt sorry that he had tricked his brother and father. Now

he was forced to go to a faraway place that he had never seen before, and he didn't know if he would ever see his mother again. Jacob probably wished he had never tricked his brother out of his birthright and had never lied to his father. Jacob just wanted to go back home. However, even though Jacob was often lonely, he still kept on going.

The Dream

One night, after traveling for the whole day, Jacob stopped somewhere because it was getting dark. He chose a spot for his bed and put a stone under his head for his pillow. Because he was tired, he lay down to sleep.

That night, as he fell asleep, he had a dream. He dreamt that there was a ladder going up to heaven from earth. Angels went up and down the ladder and at the very top stood the Lord.

The Lord said to him, "I am the Lord, the God of your father Abraham and the God of Isaac. Your children will become as many as the dust of the earth, and they will live in many places of the world and I will bless them and other people will be blessed because of them. I am with you and will watch over you wherever you go, and I will bring you back to this land. I will not leave you until I have done what I have promised."

Jacob Calls the Place "Bethel"

Then, Jacob woke up from his sleep. He thought, "The Lord is here, and I didn't know it." He realized that God had been there with him all the time throughout his trip. He knew he had to be careful about what he did because he had come to a holy place where the Lord appeared to him, but he was also comforted because God promised to take care of him.

To remember what had happened to him at that place, he took the stone that he had used as a pillow and poured oil on top of it. He then set it up as a pillar. He called the place "Bethel," which means "house of God," because God was there with him. "Beth" means house and "el" means God. For example, Bethlehem means "house of bread," where "Beth" means house and "lehem" means bread.

Jacob then made a promise, saying, "If God will be with me and will watch over me on this journey, and if He will give me food to eat and clothes to wear so that I return safely to my home, then the Lord will be my God. This place will be God's house and I will give Him one-tenth of everything I have."

Then, he continued on with his journey.

Jacob Reaches Laban's House

After a long journey, Jacob finally came to a place where there was a well. Beside the well were shepherds with flocks of sheep. He went to the shepherds and asked, "Where are you from?"

They replied, "We're from Haran."

Haran was where he was heading! That was where his uncle Laban lived. Jacob asked them, "Do you know a man named Laban?"

They answered, "We know him. Look, here comes Rachel, Laban's daughter."

Rachel came to the well with her flock of sheep. He was so happy to see her because that meant his journey was finally over! He had reached Laban's house! He went over to Rachel and greeted her with tears and explained who he was and how he had traveled so far to see them. Rachel then ran home to tell her father.

When Laban heard that Jacob, his sister's son, had come, he hurried out to meet him. He hugged him and brought him home, and Jacob told him about everything that had happened. Jacob stayed there, and he was very thankful that God had brought him safely to his uncle's house.

On his journey, Jacob had been tired, sad, and lonely. He was probably very sorry for what he had done, but he couldn't go back home. He thought he was all alone on his journey, because he didn't realize that God was actually with him the whole time.

Sometimes we may also feel sad and lonely, and it may seem like no one understands or cares about how we feel. But God is always there, watching over us and taking care of us. Because He made us, He knows how we feel, even though nobody else may understand. So whenever we feel sad or lonely, let's always remember that God is always there! He loves us and will always be with us.

CHECK FOR UNDERSTANDING

- 1. Why did Jacob have to go to his uncle Laban's house?** Esau was angry with him for tricking him and wanted to kill him; his father Isaac did not want him to marry a Canaanite woman, but someone in Laban's family.
- 2. Was the trip to Laban's house a long one or a short one?** It was a long one.
- 3. What happened to Jacob one night while he was traveling?** He had a dream of a ladder going up to heaven. Angels went up and down on it and the Lord stood at the top.
- 4. What did the Lord say to him in the dream?** God promised that He would always be with him and watch over him, because He was his father and grandfather's God. He kept His promise with them and would keep His promise with Jacob.
- 5. What did Jacob promise God after he had the dream?** If God would watch over him and bring him safely back to his home, then he would also worship the Lord, and he would offer God one-tenth of everything that he had.
- 6. What did Jacob call the place where he had the dream? What does the name mean?** Bethel, house of God.

MEMORY VERSE PRACTICE

Please reinforce the memory verse every week.
You can practice the memory verse with your students anytime during class.

"In God I have put my trust; I will not be afraid." (Psalm 56:11a)

 SPIRITUAL TEACHING & LIFE APPLICATION

1. God is always with us.

1. Like Jacob, sometimes we feel sad, afraid, or lonely. Share a time when you felt this way.
2. God tells us that He is always with us. Turn to Matthew 28:20 and read the last part of it.
3. Sing the chorus of the hymn "Never Alone." Be sure to emphasize the eighth-beat rest after each "No."

2. Turn to God in times of despair.

1. Draw a vertical line on the board so that you have a table with 2 columns. Label the left column "Fears" and the right column "Comforts."
2. Ask the students, "What are some things you are afraid of?" Write them up on the left side of the board as the students respond.
3. Ask the students, "What are some things that comfort you when you are afraid?" Write them up on the right side of the board as students respond. Be sure that "God" is in this column.
4. Say to the students, "Which of the things under 'Comforts' are not always there? Let's put a star (*) next to these things." Read the list aloud, asking the students whether each item is sometimes not there, and put a star next to everything except "God." Then circle "God."
5. Notice that only God is always there. We can count on God whenever we're afraid, even when our parents aren't around or even if we don't have our blankies, teddy bears, etc., with us.

3. Trust in the Lord and do not be afraid.

Read today's memory verse to see what we can do when we are afraid. What does it mean to put your trust in God? Ask a volunteer to come up to the front. Tell the volunteer to fall back and say that you will catch them. Ask the volunteer, "Did you trust me?" Ask the students if they trust the teacher to catch them if they fall. Would they trust their parents to catch them? Do you trust God to catch you when you fall? Do you trust that He will take care of everything and that you don't have to be afraid?

 ACTIVITIES

1

My Prayer

Objectives: 1. To understand the importance of praying to God at all times.
2. To rely on God in all situations.

1. Help your students read and illustrate the prayers listed below. You can type them out and distribute them to each student as you speak. The students are encouraged to bring them home and hang them up at home.
2. Talk about the prayers and help the students realize that they can compose their own prayers, too. Let them hear you pray in simple words and encourage them to talk to God just as if they were talking to you. Soon your students will be able to talk to God whenever they want to share their joys or concerns.

"In the name of our Lord Jesus Christ, I pray. Dear God, I can do lots of things by myself, but I know there will always be times when I need Your help. Sometimes I feel scared. Please help me know that You are with me when I'm afraid."

"In the name of our Lord Jesus Christ, I pray. Please help me at all times to remember that You love me. Thanks for caring for me. Thanks for helping me. I love You, Lord Jesus. Hallelujah! Amen."

2

Bible Bookmarks

Objective: To form a good habit of remembering the word of God.

Materials

- 5" x 7" blank index cards
- Markers
- Single-hole punch
- Ribbon or yarn

Instructions

1. Cut out the index card into the shape of a wide heart (try to use as much of the index card as possible).
2. Have the students print the memory verse on the front. They may decorate the bookmark with the markers.
3. Punch holes along the edges of the bookmark approximately 1" apart. Thread it with the ribbon and tie it at the top.
4. The students can keep this bookmark in their Bible to remind them to always trust in God when they're afraid.

3

Jacob's Map

Objective: To remember that God is always with us.

Materials

- A Bible map for your reference
- Sheet of paper
- Colored pencils

Instructions

1. On the map that you find or draw, show the students the journey that Jacob made from his home to Bethel, and then from Bethel to Laban's house in Haran.
2. Ask the students to draw a map of their own by marking the names of the three important geographical points. Leave a space on top of the piece of paper.
3. To be creative, students can choose to draw objects representing each place, for example, a house, a ladder, a stone, a well, or even Laban!
4. After finishing drawing the map, write "Don't be afraid, God is with us!" on the top of the sheet.
5. If time allows, have the students draw a map with routes they often take, e.g., from home to school, from home to friends' homes, church, etc.

For each location, draw objects representing each place—the purpose is to let the students know that God is with them every day wherever they go, just like He was with Jacob!

HOMEWORK ANSWER KEY

1. "In God I have put my trust; I will not be afraid." (Psalm 56:11)
2. B
3. A
4. True
5. ladder, Angels
6. home, one-tenth
7. Bethel, house of God
- 8-10. Answers may vary.

E1 Year 1 Book 2 Lesson 3—Jacob's Dream at Bethel

Homework Assignment

Name: _____ Parent signature: _____ Date: _____

Bible Truth: God is always with us, especially when we are lonely or afraid.**Lesson Objectives:** 1. To turn to God in times of trouble or despair.
2. To pray unceasingly for God's guidance.
3. To trust in God and not to be afraid.**Bible Reading:** Please put a checkmark in the space when you complete the reading each day.**Prayer:** Please put a checkmark in the space on the days you prayed to God.

	Sun	Mon	Tue	Wed	Thu	Fri	Sat
Bible Reading							
Prayer							

Memory Verse

Please write down this week's memory verse.

(Psalm 56:11a)

What I Learned from the Bible This Week

1. _____
2. _____
3. _____

Homework Assignment

Understanding What You Have Learned

1. Write down the memory verse without looking.
-

Multiple Choice

2. ____ : Why did Jacob have to go to his uncle Laban's house?
- a. Jacob had to bring some sheep from his parents to his uncle Laban.
 - b. Esau was angry with him for tricking him and wanted to kill him.
 - c. Jacob made a promise to Esau that he would go to his uncle Laban's house.
3. ____ : What did the Lord say to him in the dream?
- a. God promised that He would always be with him and watch over him, because He was his father and grandfather's God, and because He would keep His promise with them and now with Jacob.
 - b. God told him that He would grant him anything he wanted, and he asked for wisdom.
 - c. God told him that he would have a son and would name him "John" and he would prepare the way of the Lord.
4. **True or False:** Jacob walked during the day and slept in the wilderness at night. _____

Fill In the Blank

one-tenth ladder home angels

5. One night while Jacob was traveling he had a dream of a _____ going up to heaven. _____ went up and down on it and the Lord stood at the top.
6. Jacob promised God after he had the dream that if God would watch over him and bring him safely back to his _____, then he would also worship the Lord, and he would offer God _____ of everything that he had.

Short Answer

7. What did Jacob call the place where he had the dream? What does the name mean?
-

Life Application

8. Work with a parent. Read a testimony from Manna magazine, Holy Spirit Monthly, or any TJC publication. Discuss how God was with the person who wrote the testimony. Write a one-paragraph (3-5 sentences) summary about the testimony and how God was with the person in the testimony.
-
-
-

9. Look up the word "trust" in the dictionary and write the definition. What does it mean to trust in God?

10. Each day this week, under each rung of the ladder, write one instance when you felt that God was with you.
(Hint: Start at the bottom and work your way up.)

Friday
Thursday
Wednesday
Tuesday
Monday
Sunday

LESSON 4

JACOB AND ESAU MAKE UP

BEFORE YOU TEACH

Jacob Wrestles with God

To “wrestle” is to fight for something. When Jacob wrestled with God, he was very determined and said, “I will not let You go unless You bless me!” (Gen 32:26). Jacob was persistent in his wrestle, persistent in his plea, and serious in his request to God, even though his body was racked with pain.

The turning point came when God touched Jacob in the hollow of his hip, dislocating the ball-and-socket joint of his hip. Suddenly, he was weakened and immobilized.

God knew the change that had transpired in Jacob's heart. Jacob was now holding on in faith rather than wrestling in fear. God was moved by Jacob's persistence and blessed him, not because He had to or was forced to, but because Jacob was ready to receive the blessing. And what a blessing!

“What is your name?” God asked. What He was really asking Jacob was, “Who are you?” Jacob hung on to Him in pain and answered, “I'm Jacob.”

Then God said, “Your name shall no longer be called Jacob, but Israel; for you have struggled with God and with men, and have prevailed.”

The Lord desires for our prayers to be fervent and persistent. We are to “wrestle” in prayer. In Colossians 4:12, Paul wrote, “Epaphras, who is one of you, a bondservant of Christ, greets you, always laboring fervently for you in prayers, that you may stand perfect and complete.”

Esau and Jacob Reconcile with Each Other

Genesis 33:10 is the key verse to the peaceful meeting of Jacob and Esau: “‘No, please,’ said Jacob. ‘If I have now found favor in your sight, then receive my present from my hand, inasmuch as I have seen your face as though I had seen the face of God, and you were pleased with me.’”

Earlier, Jacob struggled with God and prevailed. Now that Esau welcomed him with open arms, Jacob saw that looking at his brother's face was like looking at the face of God. God, not Esau, had been the obstacle to Jacob's entry into Canaan. Now that he had prevailed over God by means of petitioning and clinging to Him by faith, Esau was no longer an enemy, and they were able to make peace with each other.

In order for Jacob and Esau to make peace with each other, they had to forgive and put away the past. True forgiveness means we don't hold a grudge against someone who wronged us, so we can start over and be loving and kind to one another.

BIBLE TEXT

Genesis 31-33

BIBLE TRUTHS

1. Our choices are important because they can affect us and others in the future.
2. God wants us to forgive and live in harmony with others.

LESSON OBJECTIVES

1. To learn to forgive others.
2. To learn to make peace with others.
3. To learn how we should act towards brothers and sisters.

MEMORY VERSE

"Live peaceably with all men."

(Romans 12:18b)

PRAYER

In the name of the Lord Jesus Christ, we pray. Lord, we thank You for protecting us through this past week and for bringing us here to learn more about You. We know that You love us very much, and that You also want us to love one another. Please help us to live in peace together, forgiving and loving one other. Hallelujah! Amen.

How do we know if we have really forgiven someone? Well, one way to tell is to ask yourself these questions: When I look at this person, do I always think about what he has done to me? Do I keep on telling other people what this person did to me? Do I feel like nothing will be the same anymore and that I cannot trust this person? If we have these feelings, then we still have to ask God to help us truly forgive from our heart. Even if we have said "I'm sorry" with our mouths, we may not have forgiven in our hearts.

If we feel the opposite of all the feelings we just described, then that means we have truly forgiven. We are

joyful when we see this person, we remember all the good things about this person, and our hearts feel light and not heavy or unhappy.

In the parable of the unmerciful servant (Mt 18:21-35), Jesus tells us we must forgive our brother from our hearts if we expect God to forgive us. True peace in a relationship doesn't occur when we merely "forgive one another." Complete peace comes when we take the last step of reconciliation. Sometimes, we might find it hard to reconcile with one another, but God has given us the power of the Holy Spirit to take the step of true forgiveness.

UNDERSTANDING YOUR STUDENTS

Children at this age are friendly. They like being with one another and will often spend hours playing together. But they might be a bit self-centered at this age, too. They don't always know how to give in gracefully, and they can be easily hurt by what someone else says or does. Their immediate response may be to fight back, either physically or verbally.

You can allow your students to talk about their feelings

of hurt and anger without the fear of criticism. Let your classroom be a practice arena where your students can better understand how to respond when disagreements occur. Help them think of better ways of responding than fighting back or arguing. You can also set an example by living in peace with others and sharing how you handle difficult situations.

VOCABULARY

wrestle: to try to force another person to the ground; to struggle with

forgive: to tell a person it's okay even though that person has hurt you

bless: to bestow favor or protection upon

REVIEW

Last week, we learned about how Jacob traveled to his uncle Laban's house. While he was on his journey, something interesting happened to him one night. What was it? (He had a dream of a ladder reaching up to heaven. Angels went up and down on it and the Lord stood at the top.) God promised in that dream that He would always be with him and would watch over him.

Indeed, Jacob reached his uncle Laban's house safely. He stayed there and was just like a part of the family. His uncle Laban was very happy to see him because Jacob was his sister's child.

When Jacob lived with his uncle, he helped him with the work and took care of the sheep and goats. He worked very hard for his uncle for a very long time. Jacob married Laban's two daughters, Leah and Rachel, and had eleven children.

BIBLE STORY

God Blesses Jacob

Soon, Jacob began thinking about his home. He had not seen his parents and brother for a very long time. He wanted to take his family back to where he used to live, so he asked Laban if he could leave.

But Laban begged him to stay because the Lord had made him rich through Jacob, so he thought if Jacob stayed with him, the Lord would continue to bless him. So Laban asked Jacob, "What do you want me to give you so that you'll stay?" Jacob asked for a part of his sheep and

goats, and Laban agreed.

So Jacob stayed with his uncle and continued to take care of his sheep and goats. But the Lord blessed Jacob greatly so that he became rich. Because of this, Laban's sons became jealous of him. They began telling their father that Jacob had taken what was theirs, and Laban soon stopped treating Jacob kindly.

Jacob Flees from Laban

Then one day, the Lord said to Jacob, "Go back to your

home, and I will be with you."

Jacob listened to the Lord and told Leah and Rachel about this. They were going back to his hometown because Laban no longer treated him nicely. Both of them agreed that this was a good decision and they told Jacob that he should do what the Lord had told him to do.

So they packed up all of their belongings and got ready for the big move. Then Jacob, his two wives, eleven children, servants, and all his sheep and goats started off on the long journey back to Canaan.

Jacob Sends Word to Esau

Now, as Jacob went on his way, the angels of God met him. Do you remember the first time Jacob met with angels? How did he react? Yes, he was afraid. However, when he saw the angels this time, he wasn't afraid. He said, "This is God's camp," and he named that place "Mahanaim."

While Jacob continued on the journey, he started thinking back. He thought about his family and how he had tricked his father and brother so long ago. How did Jacob trick his father and brother? [Allow students to respond.] Jacob had taken Esau's birthright, so he was especially sorry that he had tricked Esau. He wanted to set things right and make up with his brother.

Esau was now living in a country called Edom. As they approached this place, Jacob sent messengers ahead of him to give Esau a message.

Jacob called a few of his servants to his side. "Go ahead of me and tell my brother Esau that I am coming. Tell him I have been working with our uncle Laban the past twenty years and I have many herds, flocks, and servants. Tell him I wish to come in peace," Jacob instructed. "Then come back and tell me if he is glad I am coming or if he is mad."

Jacob wasn't sure what Esau would think about him coming home. The last time Jacob saw Esau, Esau wanted to kill him because he had stolen his birthright and blessing. Jacob was afraid that Esau was still angry with him. So he was ready to make himself very humble and treat Esau with respect, just like a servant would treat his master.

How do you think you would react if you were Esau? Let's see a show of hands—put up your hand if you think Esau will still be angry. How many think Esau will be happy to see Jacob? Well, let's find out what happened.

The messengers came back to Jacob, saying, "We saw your brother Esau and he is coming to meet you, and 400 men are with him." This made Jacob greatly afraid and distressed because he thought Esau was coming to attack him with all of those men!

The servants didn't say whether Esau was coming in peace or if Esau still hated him and had brought those 400 men to make war and kill him. Jacob decided to prepare for the worst!

So Jacob divided all of the people who were with him

and instructed his servants to divide all the flocks, herds, and camels into two separate groups. One group would go ahead of Jacob and his family, and the other group would follow behind.

Why do you think he did this? [Allow students to respond.] He reasoned that if Esau was angry and was coming to make war, the first group might all be killed but he and his family in the second group would have enough warning to turn around and escape.

After dividing up all his animals into two groups, Jacob found himself a place to pray. He prayed, "O God of my father Abraham and of my father Isaac, You told me to return to Canaan. You promised that all would be well. Please protect me from Esau. I am afraid that he will kill my entire family. You said You would do good to me and bless my family. Please keep Your promise."

After Jacob prayed to God to protect his family, he decided to set up camp for the night at that place. He was probably very anxious and finding it hard to fall asleep. So while he was tossing and turning, he decided it might be a good idea to send a gift to Esau. He was thinking that perhaps a nice big present would make Esau happy and help him forget the awful things Jacob had done to him in the past.

He got up and gathered 220 goats, 220 sheep, sixty camels, fifty cattle, and thirty donkeys. He put a servant in charge of each group of animals and sent them ahead of him, putting a large space between each group.

He instructed each servant that upon meeting Esau, he was to present the animals as a gift and tell him there were more coming—that his brother Jacob was following behind. The servants obediently followed Jacob's orders. Jacob hoped that when Esau saw these presents, he wouldn't be as angry with him.

Jacob Wrestles with God

As Jacob came closer and closer to home, he felt more and more nervous about Esau. Would his brother still be angry? That night, Jacob sent his two wives and eleven sons ahead of him, and he was all alone. He felt very small. It was to become a night full of surprises, though, and a night Jacob would never forget.

As Jacob stood alone under the stars, worrying and praying, a Man came from out of the desert. It was dark and Jacob could not see who the Man was. It was not Esau. Whoever it was, the Man was very strong and He wrestled with Jacob.

All night long the two grabbed and grappled, rolling in the sand over and over again, panting and heaving, but neither seemed to win. They were of equal strength. Then the Stranger touched the bones in Jacob's hip, causing one bone to come loose. Jacob hurt from the loose bone.

The Stranger said, "Let Me go, it will soon be sunrise." But Jacob replied, "I won't let You go unless You bless me!"

"What is your name?" the Stranger asked.

"Jacob."

"No, you are no longer Jacob. Your new name is Israel, because you have struggled with God and with men, and you have won," the Stranger said.

"And what is Your name, please?" Jacob said.

The Stranger did not answer but blessed Jacob. Suddenly, the Stranger was gone and Jacob knew he had seen God face to face. The sky shone pink and gold as Jacob limped back to camp.

Jacob and Esau Make Up

Jacob must have started the next day off with a lot more courage knowing that God was truly with him! He probably didn't get any sleep and was in a lot of pain, walking with a limp, but he was going to see his brother today.

Jacob looked into the distance and saw Esau coming with his 400 men. He divided his children and wives into four groups, and as he got closer to Esau, he ran ahead and bowed down to the ground seven times to show his respect. So do you think Esau was glad to see Jacob?

Esau was so glad to see him that he ran to Jacob and hugged him tightly. He threw his arms around Jacob's neck and kissed him. They hadn't seen each other for twenty years and they both wept out of joy.

When Jacob saw how glad Esau was to see him, he knew that Esau had forgiven him for tricking him. He was

so glad that his brother didn't hate him, and now Jacob could be completely happy.

Esau looked over Jacob's shoulder, and upon seeing the women and children, asked, "Who are these people with you?"

"These are my wives and children, which God has given to me," Jacob replied. Jacob's wives and their children bowed to Esau.

Then Esau asked Jacob, "Why were there so many cattle, sheep, and goats that I met on the way?"

"I sent all of them ahead as a present for you, hoping that it would please you," Jacob replied.

"I have plenty of animals of my own," Esau explained. "You keep them for yourself. I don't really need them."

But Jacob insisted and said, "No, no. The Lord has richly blessed me. Please accept the gift I have offered you."

So that day, Jacob and Esau made up, and they went back home in peace. They were both very happy to see each other again.

Jacob was so grateful that the Lord had helped him. The Lord had kept His promise and had taken care of Jacob all these years when he lived with and worked for his uncle Laban. He had also helped him and Esau make up. The Lord also blessed him with many family members. To show his thanks, Jacob built an altar and worshiped God there. He called it "Mighty is the God of Israel."

CHECK FOR UNDERSTANDING

1. How did God bless Jacob when he was living with Laban? He made Jacob rich.
2. When God spoke to Jacob one day, what did He tell him to do? He told Jacob to go back to his hometown.
3. True or False: Jacob's wives didn't want to go back to Canaan with Jacob. False.
4. Why was Jacob afraid of his brother Esau? Because Jacob had tricked Esau out of his birthright and he thought Esau would still be angry at him.
5. After Jacob sent the message to Esau telling him that he was coming home, what did Esau do? Esau came to meet him with 400 men.
6. How did Jacob feel when he heard that Esau was coming to meet him? He was really afraid and thought that Esau was coming to attack him.
7. Why did Jacob send a gift to Esau? He thought it might please Esau and lessen his anger towards him.
8. The night before Jacob met with Esau, what happened? Jacob wrestled with God and won. So, God made him limp. He asked God to bless him.
9. What was Jacob's new name? Israel.
10. When Jacob and Esau finally met, how did Esau treat him? Esau was so glad to see Jacob that he ran to him and kissed him; he had already forgiven his younger brother.

MEMORY VERSE PRACTICE

Please reinforce the memory verse every week.
You can practice the memory verse with your students anytime during class.

"Live peaceably with all men." (Romans 12:18b)

 SPIRITUAL TEACHING & LIFE APPLICATION

1. Learn to forgive others.

Forgiveness does not come easy for most of us. Our natural tendency is to protect ourselves when we've been wrongly accused. We don't naturally want to forgive when we've been hurt. In this story, we learn from Esau that he forgave his brother, who stole his birthright. Why do we need to forgive? The best reason to forgive is because Jesus commanded us to forgive. We learn from the Scripture that if we don't forgive, neither will we be forgiven:

Matthew 6:14-15

"For if you forgive men their trespasses, your heavenly Father will also forgive you. But if you do not forgive men their trespasses, neither will your Father forgive your trespasses."

Colossians 3:13

"Bearing with one another, and forgiving one another, if anyone has a complaint against another; even as Christ forgave you, so you also must do."

We must trust God to do the work in us that needs to be done so that the forgiveness will be complete. True forgiveness comes from our hearts. Jesus has set a very good example for us. He forgave the tax collectors and prostitutes, and also forgave His disciple Peter for betraying him. Even on the cross, Jesus forgave the people who crucified Him. He is truly a forgiving God. Jesus commands us in the Lord's Prayer to "forgive us our debts, as we also have forgiven our debtors" (Mt 6:12).

2. Learn to make peace with others.

Did you know that God is "the God of peace"? Let's turn to Hebrews 13:20, "Now may the God of peace who brought up our Lord Jesus from the dead, that great Shepherd of the sheep, through the blood of the everlasting covenant." Underline the words "God of peace." God wants His children to enjoy peace! The Bible says, "All have sinned and fall short of the glory of God" (Rom 3:23). But God is the God of peace and He took steps to make peace so that we can be called children of God.

A. Peace with God

Peacemakers are at peace with God (Rom 5:1, 11). You cannot be a peacemaker until you have first found peace. Peace with God involves a pure heart. Only a person who is pure in heart can become a peacemaker. There must be no hidden selfish ambitions. A person who is filled with envy, jealousy, covetousness, hostility, etc., in his heart can never be a peacemaker.

Out of the heart proceeds a whole list of things that prevent us from being peacemakers (Mk 7:20-23). "And He said, 'What comes out of a man, that defiles a man. For from within, out of the heart of men, proceed evil thoughts, adulteries, fornications, murders, thefts, covetousness, wickedness, deceit, lewdness, an evil eye, blasphemy, pride, foolishness. All these evil things come from within and defile a man.'" We need to make an effort to make sure our heart is pure!

Did you know that "peace" is one aspect of the fruit of the Holy Spirit (Gal 5:22; Phil 4:7)? The perfect peacemaker is Jesus Christ. "For He Himself is our peace, who has made both one, and has broken down the middle wall of separation" (Eph 2:14).

A. Peace with others

Peacemakers show that they are "children of God" by using every opportunity to bring about peace with others. God is a peacemaker. We need to make peace with others like Jacob made peace with Esau. Peacemakers shall be known as "sons of God" according to the Beatitudes in Matthew 5:9. Next time, if someone wants to pick a fight with us, we need to quickly remember what we need to do. Be slow to anger (Jas 1:19; Eccl 7:9). He who is slow to anger has great understanding (Prov 14:29; 19:11). Ask God in prayer to give us the peace from Him first and to act peacefully with others. This is how we should act towards brothers and sisters.

 ACTIVITIES

1

Do the Right Thing

- Objectives:** 1. To understand the importance of being a peacemaker.
2. To see the right choices we can make in a variety of situations.

Materials

- Picture wheel templates
- Scissors
- Paper fasteners

Instructions

1. Have the students cut out the two circles. Cut along the dotted line for the top circle. Fold the paper back at the solid line to create a flap.
2. Place the circle with the flap on top of the picture circle.
3. Push a paper fastener through the center of the circles. The "X" is denoted on the bottom circle.
4. Have the students read the situation on the front of the picture wheel without opening the flap. Let them discuss what they would do in such a situation. Then open the flap to see one of the possible things they can do.
5. Let the students come up with situations of their own where they can put the memory verse into practice.

2

Puppet Show: Stop and Think!

- Objectives:** 1. To teach the students to think before they act when they are angry.
2. To have the students come up with better solutions to solve problems.

Materials

- A puppet stand or mounted area
- Puppets
- Cardboard box as the stage (optional)

Instructions

1. Ask the students to carefully watch the puppet show. With the help of another teacher, act out a short scenario where two siblings or friends get into a fight.
2. Ask the students to watch the same scenario again. Tell them that this time, they will be the "peacemakers." When they see the characters behaving badly and making bad choices, they have to shout "Stop!"
3. Act out the same scenario and prompt the students to say "Stop!" whenever it applies. Ask the students to provide a good solution to correct the situation.
4. Replay the "corrected" version of the scenario.
5. Conclude by saying that God does not want us to fight with other people. We must be peacemakers and be nice to one another. Also, when someone makes us angry, we must forgive him/her; in the same way, when we do something wrong, we must ask for forgiveness, just like Jacob did.

3

Forgiveness Is So Sweet

- Objective:** To brainstorm different ways to say sorry.

If the students have bad feelings toward someone, challenge them to try one of these "sweet" ways to forgive.

1. Send a mystery invitation to meet for a treat. Don't sign your name. Show up and say you'd like to be friends again.
2. Write an "I'm sorry" note and attach it to some candies or other treats. Leave it in a place where the other person can find it. In the note, ask that person to meet you at a certain place so that you can share the treats together.

Brainstorm with the students other inventive ways to say sorry.

4

Jacob and Esau Make Up / *Optional activity for 1st graders*

Objective: To remind the students that Esau forgave Jacob and they made up.

Instructions: Read the following story in class with the students or let them read it at home.

Jacob and Esau Make Up

Jacob went to live somewhere far away,
because he had made his brother Esau angry.
After twenty years, God told Jacob to go home.
Jacob was rich and had a big family.
But he was afraid Esau was still angry.

Jacob sent a messenger to Esau.
"Tell Esau I am coming home.
I hope he will be happy to see me again."

Jacob's messengers came back and said,
"Esau is coming with four hundred men!"


Jacob prayed, "I am afraid of Esau.
Please keep me and my family safe."
Then Jacob sent Esau some gifts.
He sent some goats, sheep, camels,
cows and donkeys.

Finally, Esau came to meet Jacob.
Esau forgave and hugged his brother!
Esau and Jacob were happy again.

HOMEWORK ANSWER KEY

1. "Live peaceably with all men." (Romans 12:18b)
2. False
3. False
4. blessed
5. Israel
6. Jacob sent two hundred female goats and twenty male goats, two hundred ewes and twenty rams, thirty milk camels with their colts, forty cows and ten bulls, twenty female donkeys and ten foals (Gen 32:14-15).
7. D
8. D
9. Answers may vary.
10. Answers may vary.





E1 Year 1 Book 2 Lesson 4—Jacob and Esau Make Up

Homework Assignment

Name: _____ Parent signature: _____ Date: _____

Bible Truths: 1. Our choices are important because they can affect us and others in the future.
2. God wants us to forgive and live in harmony with others.

Lesson Objectives: 1. To learn to forgive others.
2. To learn to make peace with others.
3. To learn how we should act towards brothers and sisters.

Bible Reading: Please put a checkmark in the space when you complete the reading each day.

Prayer: Please put a checkmark in the space on the days you prayed to God.

	Sun	Mon	Tue	Wed	Thu	Fri	Sat
Bible Reading							
Prayer							

Memory Verse

Please write down this week's memory verse.

(Romans 12:18b)

What I Learned from the Bible This Week

1. _____
2. _____
3. _____

Homework Assignment

Understanding What You Have Learned

1. Write down this week's memory verse without looking.

True or False

2. Jacob was left alone, and a Man wrestled with him until morning. _____
3. Esau was very angry with Jacob and wanted to kill him. _____

Fill In the Blank

4. Jacob wouldn't let go of the Man until He had _____ him.
5. "Your name shall no longer be called Jacob, but _____."

Short Answer

6. What were some of the gifts Jacob sent ahead of him to Esau?

Multiple Choice

7. _____ : Who did Jacob wrestle with?
- a. Joseph
 - b. Esau
 - c. Israel
 - d. God
8. _____ : Esau came to see Jacob with _____ men.
- a. 2
 - b. 50
 - c. 300
 - d. 400

Life Application

9. What did you learn from this week's lesson?

10. What does forgiveness mean to you?

LESSON 5

JOSEPH IS SOLD INTO EGYPT

BEFORE YOU TEACH

Coat of Many Colors

In Joseph's day, everyone had a robe or cloak. Robes were used to keep warm, to bundle up belongings for a trip, to wrap babies, to sit on, or even to serve as security for a loan. Most robes were knee-length, short-sleeved, and plain. In contrast, Joseph's robe was probably the kind worn by royalty—long-sleeved, ankle length, and colorful. The robe became a symbol of Jacob's favoritism toward Joseph, and it aggravated the already strained relationship between Joseph and his brothers.

The coat was probably an indication of Jacob's intention to make Joseph heir to the birthright (Gen 48:22). Although Joseph was the eleventh son of Jacob, he was the firstborn of Rachel, whom Jacob loved most. Jacob's deeper love for Joseph fueled the jealousy of Joseph's brothers, and it probably didn't make things better whenever Joseph wore his beautiful robe, which only reminded his brothers of Jacob's favoritism. All these feelings of jealousy culminated in their desire to murder him.

In Potiphar's House

Potiphar was the captain of Pharaoh's bodyguards. Because Potiphar was a royal officer, his slave Joseph was a legal member of his household. Because of the false accusations made by Potiphar's wife, Joseph was put into a special prison with the king's other prisoners. Potiphar might have had reason to question his wife's fidelity. If he had completely believed her story, he probably would have had Joseph executed at once. But even in prison, the Lord was with Joseph, turning a bad situation to good. During his time in prison, Joseph was ultimately raised to the position of prison keeper.

Understanding Joseph

Joseph was a god-fearing person. He was honest, humble, obedient, forgiving, hardworking, gentle, helpful, and loyal. Those are many good qualities for one person to have. The Bible said that God was with him wherever he went.

God had big plans and blessings for Joseph, he just didn't know it at the time. Joseph always treated everyone the same, whether they were good or bad to him.

But most of all, Joseph feared God and obeyed His commandments. He did so every day, in every situation, no matter what. Even though he had many problems, he always thought of God first and put God first in his heart. He always asked himself, "Will I sin and make God unhappy if I do this?" Because his heart was always thinking about God, he knew and was able to do the right thing every single time.

BIBLE TEXT

Genesis 37:1-35; 39:1-23

BIBLE TRUTH

God sometimes allows good people to suffer to strengthen their faith.

LESSON OBJECTIVES

1. To rely on God when bad things happen.
2. To do what is right even though we may suffer for doing it.
3. To fear God in all situations.

MEMORY VERSE

"I will set nothing wicked before my eyes."

(Psalm 101:3a)

PRAYER

In the name of the Lord Jesus Christ, we pray. Lord, we thank You for bringing us together again to worship Your holy name. We know that sometimes, things don't always go right, but we trust that You are always with us. Help us to rely on You when bad things happen and let us learn from them. May Your Spirit guide today's class. Hallelujah! Amen.

It's not easy to do the right thing. It takes courage and faith to stand up when the world will beat you down. In all things, God is there to hold us up when we rely on Him for support. If hard times, bitterness, resentment or anger are things that you are struggling with, read Joseph's story and learn from his courage. God has a blessing waiting for you at the end of your trials, too.

Learning from Joseph

As a youngster, Joseph was self-assured. His natural confidence, being his father's favorite, and knowing God's will for his life at an early age made his presence unbearable for his ten older brothers, who eventually plotted against him. But this self-assurance, molded by pain and combined with a good relationship with God,

allowed him to survive and prosper where most would have failed. He added quiet wisdom to his confidence and won the hearts of everyone he met: Potiphar, the keeper of the prison, the other prisoners, the king, and after many years, even his eleven brothers.

Even though Joseph faced many hardships, he didn't turn away from God. His positive response transformed each setback into a step forward. He didn't spend much time asking "Why?" His approach was "What should I do now?" Those who met Joseph were aware that wherever he went and whatever he did, God was with him. When we're facing a setback, we should learn from Joseph's attitude by acknowledging that God is with us. There is nothing like His presence to shed new light on a dark situation.

UNDERSTANDING YOUR STUDENTS

It is difficult for children at this age to understand why bad things happen to good people. Some of your students may wonder why they are ridiculed or singled out when they try to do what is right at school. They may wonder why the "smart kid" is always made fun of, and why the "troublemaker" is popular and well-liked.

Through the example of Joseph, they can understand that good people often have to suffer. Prepare them for the fact that life is not always going to be easy if they want to do what is right. But they can be assured that God will always be with them and comfort them in times of

trouble. They can always bring their problems before God, and He will help them do what is right.

Ask the students if they have ever suffered for doing what is right (e.g., being ridiculed by other children for following the rules, getting a lower grade because they didn't cheat, etc.). Let them express how they felt at that time, and if they learned anything from the experience. Oftentimes, God uses trials and tests to teach us and to help us become more mature. When we overcome these trials and continue to do God's will, our faith in the Lord will grow even stronger.

VOCABULARY

suffer: to have pain or grief

pit: a deep hole dug in the ground that holds water

graze: to feed on growing grass

prison: a box-like cage where people are locked up

sin: a wrong thought or action

REVIEW

Last week, we learned about how Jacob and Esau met again after twenty long years. When Jacob left his uncle's house, he sent word to Esau saying that he was coming home. Esau then went to meet him with 400 men. Boys and girls, do you remember how Jacob felt when he heard this news? [Wait for students to respond.] He was really afraid! He thought that Esau had come with all those men to attack him.

That night, Jacob wrestled with a Man and wouldn't let Him leave until He blessed him. Finally, the Man changed his name to Israel. That day, when Jacob (now called Israel) and Esau met, do you remember what happened? Turn to your neighbor and tell him or her what happened after they met. [Give a minute for students to exchange information and call their attention back.] That's right, Esau was not mad at his brother anymore. He was so glad to see him that he ran to hug him. Esau had forgiven Israel for tricking him.

BIBLE STORY

Introduction

Today, we will be learning about Jacob's sons. Do you remember how many sons he had when he left his uncle's house? (Eleven, cf. Gen 30:23; Joseph was born before Jacob requested Laban to let him go back to his own country.) How many wives did he have? (Four.) By the time of today's story, though, his wife Rachel had given birth to one more son, named Benjamin, making it twelve sons altogether. From oldest to youngest: Reuben, Simeon, Levi, Judah, Dan, Naphtali, Gad, Asher, Issachar, Zebulun, Joseph, and Benjamin. Israel also had one daughter named Dinah.

Joseph and the Coat of Many Colors

Out of all the sons, Joseph was Jacob's favorite. Joseph was the firstborn of Rachel. Joseph and his brothers helped take care of the sheep, but his brothers were doing bad things. When Joseph saw what they were doing, he told his father what they had done. His brothers were definitely not happy about Joseph telling on them.

Jacob loved Joseph very much because Joseph was born to Jacob when he was old. To show his love, Jacob gave Joseph a special robe—it was very colorful, long-sleeved, and full-length. Usually, people in those days wore short-sleeved, plain, knee-length robes. So Joseph's coat was really special. Israel had made it just for him.

When Joseph's older brothers saw how their father loved Joseph more than any of them, they became angry and jealous. They hated Joseph and treated him badly. They were unfriendly and would not speak to Joseph or let him join them.

Joseph's Dreams

One night, Joseph had a dream. He told his brothers about his dream, saying, "We were binding sheaves (bunches of grain) in the field, and my sheaf rose up and also stood up, and your sheaves gathered around and bowed down to mine." This made his brothers hate him even more. They said, "Are you actually going to rule over us?"

Again, Joseph had another dream. He told his brothers and his father, "I had another dream. The sun, moon, and eleven stars were bowing down to me." His father rebuked him saying, "What is this dream? Shall your mother and I and your brothers actually come to bow down to the ground before you?" Joseph's brothers became jealous, but his father kept this matter in his mind.

The Terrible Plan

One day, all of Joseph's older brothers went to let the sheep graze. Israel wanted to know if everything was all right, so he sent Joseph to check on them. While Joseph was still far away, his brothers saw him and said, "Here comes the dreamer!" They came up with a terrible plan to kill Joseph.

"Let's kill him and throw him into one of those large pits and say that a wild animal came and attacked him," his brothers said to one another.

But not all of the brothers agreed to the plan. The oldest one, named Reuben, tried to save Joseph. He said to them, "Don't kill him, my brothers. Just throw him into the pit, but don't lay a hand on him." Reuben was planning on coming back later to rescue Joseph from the pit.

Joseph Sold as a Slave

When Joseph reached his brothers, they attacked him and took his colorful robe. Then they threw him into a pit that had no water in it. Reuben was not with them at that time. Then the brothers sat down to eat. As they were eating, they saw a group of merchants who were on their way to Egypt. Judah thought of a better plan.

He said, "What will we get if we kill Joseph and cover it up? Let's sell Joseph to these merchants. Let's not kill him since he is still our brother, after all." So the brothers pulled Joseph out of the pit and sold him to the merchants. These merchants took Joseph to Egypt.

Soon Reuben came back and went to look for Joseph in the pit. But Joseph was not there. Joseph was already on his way to Egypt.

Jacob Mourns for Joseph

The rest of the brothers thought and thought about what they were going to tell their father. They came up with an idea. They killed a young goat and dipped Joseph's robe in the blood. When they brought the robe back to their father, they said, "We found this robe. Do you know whose it is?" Jacob replied, "This is Joseph's robe! A wild animal must have killed him!" Jacob was so sad that he tore his clothes and cried for Joseph for many days.

In Potiphar's House

In the meantime, the merchants sold Joseph as a slave to a man named Potiphar. Potiphar was an important man who worked for the Egyptian king (who was called Pharaoh). While Joseph stayed at Potiphar's house, he worked really hard. Potiphar could see that God was with him and that everything Joseph did turned out very well. Soon, Potiphar put him in charge of everything in his house.

Potiphar's Wife

Now Potiphar had a wife, and she saw that Joseph was handsome. The wife began to like Joseph and wanted him to sin against God with her. But Joseph refused to sin with her. He said that Potiphar had put him in charge of everything in the house and that he trusted him. He would not do these evil things with her and sin against God.

Day after day, Potiphar's wife kept on asking him, and each time Joseph refused. Soon, he didn't even want to be

in the same room with her.

The Lie

One day, Joseph had to go inside of the house to take care of some work. None of the other servants were inside. Potiphar's wife saw her chance and grabbed Joseph's coat. She said, "Come with me!" But Joseph ran away, leaving her with his coat.

Potiphar's wife was so angry that Joseph had said "No" again. She thought of a way to punish him for rejecting her. She called all of the servants inside and lied, saying, "Joseph tried to attack me! When he heard me scream, he ran away."

When Potiphar came home, his wife told him the same lie. Potiphar had to throw Joseph into prison, but the Lord was with Joseph in prison. The prison keeper really liked Joseph and put him in charge of the whole prison. The Lord was with Joseph and made everything that Joseph did turn out very well.

Did it seem like Joseph always got in trouble for doing

what was right? First, his brothers hated him for telling their father about them. They sold Joseph into Egypt, and he became a slave in the house of Potiphar. But the Lord was with Joseph, and He let him take charge of everything in the house. Then because Joseph refused to sin against God with Potiphar's wife, he was thrown into prison.

The reason why Joseph was able to do what was right in all these situations was because he relied on God and obeyed God. Therefore, God was with him the whole time. Boys and girls, we all know what it means to obey God, but do we know what it means to rely on God? [Wait for some answers.] Right, it means to trust that God will take care of everything, no matter what happens.

Joseph knew that God was taking care of everything. Sometimes, when bad things happen to us, it doesn't mean that we did something wrong or that God is punishing us. Rather, sometimes they happen because God has a bigger plan for us that we cannot see. Let's rely on God's plan, because we know that He loves each one of us very much.

CHECK FOR UNDERSTANDING

- 1. Why did Joseph's brothers hate him so much?** His father loved him more than any of them.
- 2. What did they do to Joseph one day when he went to check up on them?** They threw him into a pit and sold him to some merchants.
- 3. How did the Lord bless Joseph while he was in Potiphar's house?** Everything Joseph did turned out well, and Potiphar put him in charge of his whole house.
- 4. What did Joseph do when Potiphar's wife asked him to sin against God with her?** He refused and didn't even want to be in the same room with her.
- 5. What happened to Joseph because he refused Potiphar's wife?** She lied and said that he tried to attack her, so Potiphar threw him into prison.
- 6. Joseph had to suffer because he chose to do the right thing. However, the Bible said that God was with him. What can we learn from this?** We need to be God-fearing even though we may suffer for it. Ultimately, God will bless us, just like how He blessed Joseph.
- 7. When is it hard to do the right thing? What can you do to be more like Joseph in this kind of situation?** Answers may vary. It is hard to do the right thing when our friends are doing bad things. What we can do is run away and choose to do differently. We need to stand up for God.

MEMORY VERSE PRACTICE

Please reinforce the memory verse every week.
You can practice the memory verse with your students anytime during class.

"I will set nothing wicked before my eyes." (Psalm 101:3a)

HOMEWORK ANSWER KEY

1. "I will set nothing wicked before my eyes." (Psalm 101:3a)
2. Students' drawings
3. D
4. B
5. pit, sold
6. no, prison, charge
7. False; they let their father believe that a wild animal had killed him.
8. True
9. Answers may vary.
10. Answers may vary.

SPIRITUAL TEACHING & LIFE APPLICATION

1. God sometimes allows good people to suffer to strengthen their faith.

Boys and girls, have you thought about how sometimes life isn't fair? How come sometimes bad things happen to good people? How come this very faithful sister has cancer? Or how come this very faithful brother's family is suffering? From today's Bible story, we learned that Joseph, who was a good person, suffered. Did you wonder why God allowed it? Let's refer to the hymn "It Is Well with My Soul." The author of this hymn, Horatio Spafford, lived in the 1800s. His only son died at the age of four. Then, he lost his successful business in a fire. Two years later, when his wife and four daughters were on a ship across the Atlantic, their ship was hit by another one and sank. Only his wife survived. After these tragedies, he wrote this hymn showing that even though he suffered so much, his faith in God had strengthened. "It Is Well with My Soul" showed that none of the things in this world mattered to him as long as God was with him and as long as he believed that God was his Savior. Even though Joseph suffered, it was only for a short period of time. When God's blessings came, Joseph was released from prison. As a result, his faith in God was strengthened. [If time allows, you can sing the hymn with the students.]

2. Rely on God when bad things happen to us.

We know that being a Christian doesn't mean that bad things won't happen to us. We are still human like everyone else. But what we have that non-Christians don't have is God's abidance; He is always with us. We can rely on Him because He loves us and has the best plan for us.

Let's read Psalm 23. This psalm was written by David, and a lot of bad things happened to him even though he was a good person. [Ask a student to re-read verse 4.] David walked through the valley of the shadow of death. His life was often in danger, but he was not afraid because God was with him.

Just like Joseph and David, and many other people in the Bible, we can always rely on God when bad things happen to us. Remember from today's Bible story that no matter how bad the situation was for Joseph—he was a slave in Potiphar's house, then a prisoner in jail—God made everything that Joseph did turn out well, and He made the people around him like him. Let's remember that God is bigger than any bad thing that happens to us. And let's remember that God's love is more powerful than any evil thing.

3. Do what is right even though we may suffer for doing it.

Sometimes, we may try to do what is right but something wrong still happens. We might still suffer even when we choose to do what is right. For example, maybe everyone cheated on a test and got 100%. But because you didn't cheat, you only got 80%. When this kind of thing happens, how do you feel? [Ask students to share their feelings.]

It's okay to feel bad, but always remember that God is with those who do what is right. We don't have to worry when things start to go wrong because God can make a bad situation into a good situation. As long as we continue to do what is right and rely on Him, God will be with us, just like He was with Joseph.

Read the memory verse again together.

2

Persistent Prayer

Objective: To understand the importance of praying persistently.

Materials

- Construction paper
- Crayons or markers
- Pencils

People tend to talk more about answered prayers than about prayers that are still unanswered. Ask a special guest (a pastor, a teacher, or an older member) to share one prayer request they have had for at least half a year, and how they have waited for their prayer to be answered. They might even want to share the prayer they had been praying the longest for and how it turned out. Encourage the children to keep relying on God even though things might not turn out the way they expect.

After listening to the testimony, have the students do the following activity.

Instructions

1. Ask the students to share something that they have been praying about for a long time. Then help each student to compose a short prayer on construction paper using pencils and crayons or markers.
2. The students can include some drawings if they want.
3. Have them share their prayer with the class.

3

Stand Up for What Is Right Even if You Stand Alone

Objective: To stand up for God because God is always with us, even during bad times.

Materials

- Sun and moon cutouts from construction paper
- Black construction paper, one sheet per student
- One small picture of each student
- A sharp object to poke holes in the paper
- Glue
- Scissors
- White crayon
- A soft cushion

Instructions

1. Distribute one sun, one moon, and one sheet of black construction paper to each student.
2. Ask the students to write at the top of the black construction paper with white crayon, "Stand up for what is right even if you stand alone."
3. Ask students to save the middle of the black construction paper for the photo of themselves. (Glue the photo on if you have them, if not, let them do this at home.)
4. Then, have them arrange where they want to put their sun and moon and glue them on.
5. Use the white crayons to clearly mark eleven spots (just one little dot) on the paper where they want to have the eleven stars.
6. Help students to poke eleven small holes by putting the paper on the soft cushion and poking eleven holes where they have indicated with the white crayon marks.
7. Show the students an example of this craft by putting it up against a window. They'll see light through the eleven small holes!
8. Tell the students that this craft is to remind them to be like Joseph, who stood up for what was right even though he seemed to be alone. But he wasn't really alone, because God was with him the whole time!

E1 Year 1 Book 2 Lesson 5—Joseph Is Sold into Egypt

Homework Assignment

Name: _____ Parent signature: _____ Date: _____

Bible Truth: God sometimes allows good people to suffer to strengthen their faith.**Lesson Objectives:** 1. To rely on God when bad things happen.
2. To do what is right even though we may suffer for doing it.
3. To fear God in all situations.**Bible Reading:** Please put a checkmark in the space when you complete the reading each day.**Prayer:** Please put a checkmark in the space on the days you prayed to God.

	Sun	Mon	Tue	Wed	Thu	Fri	Sat
Bible Reading							
Prayer							

Memory Verse

Please write down this week's memory verse.

(Psalm 101:3a)

What I Learned from the Bible This Week

1. _____
2. _____
3. _____

Homework Assignment

Understanding What You Have Learned

1. Write down the memory verse without looking.

2. On the back of this paper or another piece of paper, draw Joseph's dreams. He dreamed about the sheaves, and the sun, moon, and stars. Be sure you draw the right number of sheaves and stars.

Multiple Choice

3. ____ : Why did Joseph's brothers hate him so much?
- a. His father loved him more than any of them and made him a colorful robe.
 - b. He told on his brothers when they did bad things.
 - c. He had dreams about his brothers bowing down to him.
 - d. All of the above.
4. ____ : How did the Lord bless Joseph while he was in Potiphar's house?
- a. Potiphar gave him his special robe as a sign of his favor towards Joseph.
 - b. Everything Joseph did turned out well, and Potiphar put him in charge of his whole house.
 - c. Potiphar gave Joseph some land and sheep.
 - d. Potiphar granted Joseph his freedom so he could go back home.

Fill In the Blank

prison	sold	no	charge	pit
--------	------	----	--------	-----

5. One day, when Joseph went to check on his brothers, they threw him into a _____ and later _____ him to some merchants.
6. When Joseph said _____ to Potiphar's wife, she lied to Potiphar, and he put Joseph in _____. But God was with Joseph so that the prison keeper put him in _____ of the whole prison.

True or False

7. Joseph's brothers told his father that they did not kill him but sold him to Egypt. _____
8. Joseph refused when Potiphar's wife asked him to sin against God with her. _____

Life Application

9. Work with a parent. Ask your mom or dad if they ever did what was right and suffered for it. Ask them how they felt and how they came to rely on God. Write about what you learned from your mom or dad.
-
-

10. Give an example of when it is hard to do the right thing. What can you do to be more like Joseph in this kind of situation?
-

LESSON 6

JOSEPH INTERPRETS DREAMS

BEFORE YOU TEACH

Prisons

In Joseph's time, prisons were grim places with vile conditions. They were used to house forced laborers or, like Joseph, the accused who were awaiting trial. Prisoners were guilty until proven innocent, and there was no right to a speedy trial. Many prisoners never made it to court because trials were held at the whim of the ruler. Joseph was in prison two years until he appeared before Pharaoh, and even then, he had been called to interpret dreams, not to stand trial.

The Cupbearer and Baker

The cupbearer and baker were two of the most trusted men in Pharaoh's kingdom. The baker was in charge of making Pharaoh's food, and the cupbearer tasted all of his food and drink before giving it to him, in case any of it was contaminated or poisoned. These trusted men must have been suspected of serious wrong to be thrown into jail. Later the cupbearer was released and the baker executed.

Magicians and Wise Men

Magicians and wise men were common in the palaces of ancient rulers. Their job description included studying sacred arts and sciences, reading the stars, interpreting dreams, predicting the future, and performing magic. These men had power, but their power was evil. They were unable to interpret Pharaoh's dream, but God revealed its meaning to Joseph in prison.

Joseph's Reaction to a Difficult Situation

When Pharaoh's chief cupbearer was freed from prison, he forgot about Joseph even though he had Joseph to thank for his freedom. It was two full years before Joseph had another opportunity to be freed (Gen 41:1). Yet, Joseph's faith was deep, and he would be ready when the next chance came.

Joseph did not hold a grudge against the cupbearer for forgetting about him in prison. Sometimes, when people forget the nice things we do for them, we feel they don't appreciate it. But Joseph knew that the Person who would save him from prison was not the cupbearer nor anyone else, but God. So he never held grudges against people and he never worried about what other people did. He simply put his faith in God and believed that He would not forget him in prison. Joseph thought, "If not through the cupbearer, then God will find another way to help me."

When we feel overlooked or forgotten, we shouldn't be surprised that people are often ungrateful. In similar situations, trust God as Joseph did. More opportunities may be waiting.

Oftentimes, our most important opportunities come when we least

BIBLE TEXT

Genesis 40-41

BIBLE TRUTH

God is always with us even when we encounter difficulties.

LESSON OBJECTIVES

1. To have faith in God because God cares for us.
2. To learn that God is the one who gives wisdom.
3. To rely on God even under difficult situations.

MEMORY VERSE

"God is our refuge and strength,
a very present help in trouble."

(Psalm 46:1)

PRAYER

In the name of the Lord Jesus Christ, we pray. Lord, we thank You for bringing us together again to worship Your holy name. Help us to rely on You when bad things happen and let us learn from them. You are the one who gives us wisdom and understanding. We want to praise You and thank You. May Your Spirit guide today's class. Hallelujah! Amen.

expect them. Joseph was brought hastily from the dungeon before Pharaoh. Did he have time to prepare? Yes and no. He had no warning that he would suddenly be pulled from prison and questioned by the king. Yet, Joseph was ready for almost anything at any time because of his relationship with God. When our relationship with God is good, our heart is always calm and steady, ready to face

any and every situation.

It was not Joseph's knowledge of dreams that helped him interpret their meaning. It was his knowledge of God. We should encourage ourselves and our students to know more about God so that we will be ready when the right opportunities come our way.

UNDERSTANDING YOUR STUDENTS

When things get hard, it's easy to want to give up. Help the students understand that God likes it when we do things with perseverance. Ask the students what things are hard for them to do regularly, such as keeping their room clean, brushing their teeth every night, being nice to brothers and sisters, etc. Explain to them that sometimes it takes a lot of patience to keep on doing something or to finish it.

Joseph had to stay in prison for two whole years before he got out. While he was in prison, though, he worked hard, and later, he was put in charge of the whole prison. Noah was another man who had a lot of patience and

perseverance. It took him over one hundred years to finish building the ark, but in the end, that ark saved him and his whole family!

Ask the students if they had ever continued to do something even though it was difficult. Let them express how they felt after they had finished their job. It could be cleaning up their room, doing a project at school, being on time, etc. Almost always, they would have felt some level of satisfaction from their accomplishment. Help them understand that God has given us little things to persevere in so that we can successfully handle bigger things later.

VOCABULARY

perseverance: continued action or belief, usually over a long period of time

interpret: to explain the meaning of something

cupbearer: someone who serves wine (in this story, someone who served wine to the king)

Nile: the longest river in the world; it flows through Egypt

plenty: more than enough

famine: a serious shortage of food resulting in widespread hunger

refuge: a protected place where people cannot be hurt

REVIEW

Last week, we learned about Joseph and his brothers. Do you remember why his brothers hated him so much? [Wait for students to respond.] That's right, they were jealous because their father loved Joseph the most. Why is jealousy such a bad thing? [Allow students to respond.]

Does anyone remember what his brothers did to him? [Ask students to turn to their neighbor and talk about what happened.] They threw him into a pit and sold him to some merchants who took Joseph to Egypt. He was sold again to a wealthy man. Do you remember his name? [Ask students to turn to their neighbor and agree on a name.] The wealthy man was named Potiphar, and eventually Joseph became his servant in his house.

Joseph was very hard working and Potiphar trusted Joseph so much that he put him in charge of the whole house. However, something bad happened to Joseph that he had to be put in jail. What happened? Potiphar's wife was not a good person. She kept asking Joseph to sin with her, but Joseph refused to sin against God with her. So, she lied and said that Joseph attacked her, then Potiphar threw him in prison.

BIBLE STORY

Joseph in Prison

Even though Joseph was thrown into prison, he still obeyed God. Because the Lord was with Joseph, everything he did turned out well. When the keeper of the prison saw that God was with him, he placed him in

charge of the whole prison. The keeper, like Potiphar before him, trusted Joseph and never worried about him. So Joseph stayed in the prison for many days.

Now, in the prison were two people who once worked for Pharaoh. One used to be the chief cupbearer and the

other, the chief baker. Who knows what a cupbearer and a baker do? [Allow students to respond.]

Now it happened at this time that Pharaoh's cupbearer and his baker made Pharaoh very angry! They must have been having a bad day. So he had the cupbearer and the baker thrown in jail.

It just so happened that they were thrown into the same prison where Joseph was. Of course, this didn't just happen. God was working according to His plan. A very big and wonderful plan.

So one night, the cupbearer and the baker each had a dream. They were very strange dreams, and the next morning, they were both very upset. When Joseph came to see them, they both looked really sad. So Joseph asked them, "Why are both of you looking so sad?"

They answered, "We've both had dreams, but there is no one to tell us what they mean."

Then Joseph said, "Can't God interpret all dreams? Why don't you tell me what they are and maybe God will give me the meaning." Joseph knew that everything he had and everything he could do came from God.

The Cupbearer's Dream

So the chief cupbearer told Joseph his dream. [Pretend to be the cupbearer and use a cup as a prop as you tell this part of the story.] "I saw a grapevine with three branches. All of a sudden, leaves began to grow on the branches, and then blossom, and then grow grapes. When the grapes were ripe, I picked some and squeezed them into Pharaoh's cup and brought it to him."

Joseph interpreted the dream, saying, "This is what your dream means. The three branches are three days. Within three days, Pharaoh will give you your job back, and you will serve him as you did before."

Joseph also said, "When you are back serving in Pharaoh's house, please remember me. Put in a good word for me with Pharaoh, and help me get out of prison because I did nothing wrong."

The Baker's Dream

When the chief baker saw that the cupbearer's dream had been interpreted, he also quickly told Joseph his own dream. [Pretend to be the baker and use a basket or bread as a prop as you tell this part of the story.]

He said to Joseph, "I also had a dream. On my head were three baskets. The top one had all kinds of baked goods for Pharaoh, but the birds kept on eating them."

Joseph said, "This is what it means. The three baskets are three days. Within three days, you will be hanged, and birds will come and eat away your flesh."

God had helped Joseph interpret the two prisoners' dreams. Three days later, Pharaoh held a party for his birthday, and everything happened just as Joseph had said. What happened to the two men? The ... [hold up cup and let students guess] (chief cupbearer) was given back his job and the ... [hold up basket] (chief baker) was hanged.

When the cupbearer returned to the palace, he was supposed to do something. Can you remember what it was? [Allow students to respond.] He was supposed to tell Pharaoh about Joseph! But he forgot what Joseph had asked him to do; he forgot to tell Pharaoh about him.

Pharaoh's Dreams

Two years went by, and Joseph was still in prison. That's a long time to be sitting in jail! Joseph must have prayed every day for God to help him.

Day in and day out he saw the sunshine come in through the barred windows. All that time, Joseph heard nothing from the cupbearer, who had forgotten about Joseph. The cupbearer might have forgotten about Joseph, but God hadn't! One night in the palace, Pharaoh had a dream. In his dream he was standing by the Nile River, when all of a sudden he saw seven cows come up from the river. These were seven big, fat cows, and they began to munch on the grass by the riverbank.

But then, he saw seven different cows come up from the river. These cows were all thin and ugly. They looked hungry enough to eat another cow.

And that's just what they did. The seven thin and ugly cows ate the seven fat cows! Then Pharaoh woke up.

After a while, he fell asleep again and had a second dream.

There were seven good, healthy heads of grain growing on a stalk. After them, there were seven other heads of grain, but they were thin and burnt. The thin heads of grain swallowed up the seven healthy heads.

In the morning, Pharaoh woke up troubled. He didn't understand his dreams. He was really bothered because he couldn't figure out what they meant. He called all his servants in the palace to find someone who could tell him what his dreams meant.

All the magicians, wizards, and wise men came to listen to Pharaoh as he told them about his dreams. They looked at charts, drew pictures on their scrolls, and then shook their heads. Did they understand the dreams? No, they did not know what the dreams meant. But there was someone in Pharaoh's palace that knew someone who could interpret dreams! Yes, the cupbearer!

The royal cupbearer would often stand next to Pharaoh. He made sure Pharaoh's cup stayed full of wine. So when the cupbearer saw what was happening, he remembered a promise he had made. He must have felt terrible that he had forgotten Joseph for so long.

"Pharaoh," the cupbearer said. "A long time ago when I was in prison with the baker, I met a Hebrew slave. We both had dreams and he told us what our dreams meant. Everything that he said would happen, happened!"

Joseph Is Sent to Interpret the Dreams

So Pharaoh commanded that Joseph be sent to him. They quickly brought Joseph out of the dungeon. To meet Pharaoh, the king of Egypt, you couldn't just wear your

filthy, smelly clothes from prison and stand in front of him! So Joseph was allowed to shave and change his clothing, and he was brought to Pharaoh.

Pharaoh said to Joseph, "I have had a dream, and there is no one who can interpret it. But I have heard that you can understand and interpret dreams."

Joseph said, "It is not me, but God who will give Pharaoh an answer."

So Pharaoh told Joseph his dreams, and Joseph explained what they meant. "The two dreams actually mean the same thing. God has shown you through a dream what He is about to do. The seven fat cows and the seven healthy heads of grain mean seven years of plenty throughout the land of Egypt. We will have more food in Egypt than we have ever seen before. But after the seven years of plenty, there will be seven years of famine, and many people will suffer and die from it. God has given you these two dreams to let you know that He will do these things shortly."

Joseph continued, "What you should do is store up all of the extra food during the seven good years, and you will have enough for the seven years of famine that follow, then the people will not suffer. Choose someone to be put in charge of all of this, and Egypt will not be ruined by the famine."

Joseph Is Put In Charge of All Egypt

When Pharaoh and all his servants heard Joseph's advice, they all thought it was good. The plan seemed great to

Pharaoh, and he said, "What better man to be put in charge than you, Joseph? You are a man in whom is the Spirit of God. God has made all of this known to you; there is no one as wise as you. You will be in charge of my palace, and you will rule all of the people. Only I will be greater than you."

So Pharaoh put Joseph in charge of all of Egypt. He took the ring from his finger and put it on Joseph's hand. The ring represented authority and power. He dressed Joseph in fine clothes and gave him a gold necklace. God had raised Joseph to the position of a ruler from a slave.

Boys and girls, after being sold to Egypt, Joseph worked as a slave and was thrown into prison for so many years. However, Joseph didn't lose heart and continued to trust and believe in God. He knew that God was with him everywhere he went. There were many tough times when he suffered. However, he waited and waited for God's timing. He was patient, calm, and faithful to God.

He listened to God and only did what was pleasing in the sight of God. Because of this, God blessed him greatly! And to think, just the day before, Joseph was still in prison, wearing dirty clothes, sitting in the dust and dirt of a dark prison floor. How quickly things can change when God is at work!

When things are bad and it seems like there is nothing but trouble, we never know what surprises God has waiting for us. Let's try to be more like Joseph and always remember that God is our refuge and strength. He will never leave us and He will help us in times of trouble.

CHECK FOR UNDERSTANDING

- 1. How did God bless Joseph when he was in prison?** He made everything Joseph do turn out well, so the keeper of the prison put him in charge of everything.
- 2. What did the dreams of the cupbearer and baker mean?** The cupbearer would be given back his job, but the baker would be hanged.
- 3. What did Joseph ask the cupbearer to do when he returned?** To remember him and tell Pharaoh about him.
- 4. Why did Pharaoh send for Joseph?** He needed Joseph to interpret his dreams.
- 5. What were Pharaoh's dreams about?** The seven fat cows and the seven healthy heads of grain meant seven years of plenty. Then, there would be seven years of famine and many people would suffer and die from it.
- 6. What was Joseph's solution to this great famine?** He suggested that Pharaoh save up food during the seven years of plenty so that the spare food could be used during the seven years of famine that followed.
- 7. After Joseph interpreted Pharaoh's dreams, what did Pharaoh do?** He put Joseph in charge of all of Egypt.

MEMORY VERSE PRACTICE

Please reinforce the memory verse every week.

You can practice the memory verse with your students anytime during class.

"God is our refuge and strength, a very present help in trouble." (Psalm 46:1)

HOMEWORK ANSWER KEY

1. A patient and hopeful one; we should trust and have faith in God.
2. Rely on God through prayers and ask Him to help.
3. "God is our refuge and strength, a very present help in trouble." (Psalm 46:1)
4. False; the seven skinny cows ate the seven fat cows.
5. True 6. False; Joseph said it was God who had the power to interpret dreams.
7. B 8. A 9. a. dungeon b. forgot c. God, throne
10. Answers may vary. Pray for and with them; offer help; care for them.

SPIRITUAL TEACHING & LIFE APPLICATION

1. Pray daily to God and ask Him for wisdom.

What Is Wisdom?

What is wisdom? True wisdom is found in the Bible. True biblical wisdom is the ability to pursue godliness, which is profitable in this age and in the age to come (1 Tim 4:8). True wisdom is an attribute of God. It is the ability to be successful when facing temptation by saying "no" to sin and "yes" to the will of God. It is the ability to discern right from wrong. It is the ability to give proper judgment. In today's story, Pharaoh summoned Joseph from the prison to interpret his dreams. It was obvious that Pharaoh was amazed and astonished by Joseph's wise solution to the problem. Joseph indeed had the wisdom to interpret dreams, which none of Pharaoh's wise men could do.

Where did Joseph's wisdom come from? It had to come from God. "And I have filled him with the Spirit of God, in wisdom, in understanding, in knowledge, and in all manner of workmanship" (Ex 31:3). Isn't it wonderful that God can fill us with His wisdom and understanding in many areas of our lives?

Ask for Wisdom

We need a lot of wisdom. We cannot live without wisdom. When troubles come, we murmur and complain. We become unhappy with one another. All of these indicate a lack of wisdom in our lives. Without wisdom, we fail to understand what is happening to us and around us. Without wisdom, we cannot choose the right way to glorify God in our daily lives. So how do we obtain this wisdom? First, James 1:5 records that we must ask God for wisdom. James uses the present tense of the verb, meaning that we must keep on asking. As a child asks his father, we must continually ask God for wisdom. James encourages us to ask God for wisdom, telling us that God will give it generously. Then he informs us that God gives wisdom to all who ask Him. God will not find fault with you when you come to Him for wisdom. Every child of God is encouraged to pray, and James promises that God will give generously to everyone who asks.

God is not going to say, "I am really tired of you making the same mistake over and over again. You will never improve. In fact, you have never amounted to anything. You are just nothing." Does God do this when we ask for wisdom? No. When we confess our sins to God in prayer, God hears our prayer and He cleanses us from all sins. God delights in our coming to Him and asking for wisdom.

2. Pray daily to God and trust in Him and His word

Trust in God and Find Wisdom in His Word

James says that when you come to God, be sure that you come trusting in Him. Hebrews 11:6 says, "For he who comes to God must believe that He is, and that He is a rewarder of those who diligently seek Him." We must have confidence that our God will truly respond to our need for wisdom. We must tell Him, " Lord, I believe; help my unbelief!"

The fear of the Lord is the beginning of wisdom, and those who fear God are the ones who come in true submission to pray to God, confessing, "O God, You are wisdom. I have nothing; give me wisdom." God will respond to that kind of prayer. Having the fear of the Lord means that we pray to God and listen to Him reveal wisdom for us in His word, which is the Bible! Let's read Deuteronomy 4:5-6, "Surely I have taught you statutes and judgments, just as the Lord my God commanded me, that you should act according to them in the land which you go to possess. Therefore be careful to observe them; **for this is your wisdom** and your understanding in the sight of the peoples who will hear all these statutes, and say, 'Surely this great nation is a wise and understanding people.'" Please underline the word "wisdom." When we pray and read the Bible, we are receiving from Him the word of God, which is life, direction, light, and wisdom.

ACTIVITIES

1

Acting Out**Objective:** To review the contents of this lesson's Bible story.**Instructions**

1. Have the class act out the story of Pharaoh's dream to the others.
2. Assign parts to students. Characters needed:

- Pharaoh
- Cupbearer
- Joseph
- One or two students for **seven fat cows**
- One or two students for **seven ugly cows**
- One or two students for **seven good heads of grain**
- One or two students for **seven thin heads of grain**

3. Use children's Bibles so that students know what to say and when to say their lines.
4. The teacher can act as the narrator to direct and control the flow of the play.

Optional: If time allows, have fun making a few props for the play, such as masks for the fat cows, thin cows, good heads of grain, and thin heads of grain.

2

Your Own Picture of Pharaoh's Dreams**Objective:** To review the contents of this lesson's Bible story through a drawing.**Materials**

- Construction paper
- Crayons and/or markers
- Glue
- Yarn; other scraps
- Scissors

Instructions

1. Provide art supplies and ask the students to draw a picture that in some way illustrates Pharaoh's dreams.
2. This can be a class art project where they all work on the same drawing, or the students can split into two groups and each group take one of the dreams. It can also be an individual piece of art.

3

Joseph Interprets Dreams**Objective:** To review the dreams that Joseph interpreted.**Instructions**

1. Set up three "bases" in the classroom (or outside) that the students can run to safely. Name the three different bases, "Cupbearer," "Baker," and "Pharaoh."
2. Prepare words that are associated with the three different dreams that the three different people had.
3. When you say the word, students should run to the base they think is associated with that person.
For example: The word "cow"—students should run to the Pharaoh base. The word "bread"—students should run to the Baker base.

Note: If room does not permit, replace the running with actions. For example, if it's the baker, they can put their left hand up; if it is the cupbearer, they can put their right hand up; if it is Pharaoh, they can stand up; etc.

E1 Year 1 Book 2 Lesson 6—Joseph Interprets Dreams

Homework Assignment

Name: _____ Parent signature: _____ Date: _____

Bible Truth: God is always with us even when we encounter difficulties.**Lesson Objectives:** 1. To have faith in God because God cares for us.
2. To learn that God is the one who gives wisdom.
3. To rely on God even under difficult situations.**Bible Reading:** Please put a checkmark in the space when you complete the reading each day.**Prayer:** Please put a checkmark in the space on the days you prayed to God.

	Sun	Mon	Tue	Wed	Thu	Fri	Sat
Bible Reading							
Prayer							

Memory Verse

Please write down this week's memory verse.

(Psalm 46:1)

What I Learned from the Bible This Week

1. _____
2. _____
3. _____

Homework Assignment

Understanding What You Have Learned

Short Answer

1. If you are praying for something and haven't received it yet, what kind of attitude do you think you should have while waiting?

2. When you know times of trouble are coming, how should you prepare yourself?

3. Write down the memory verse without looking.

True or False

4. The seven fat cows ate the seven skinny cows. _____
5. The baker was hanged and the cupbearer was returned to the palace. _____
6. Joseph told people he had a great gift for being able to interpret the dreams. _____

Multiple Choice

7. _____ : How many baskets did the baker have in his dream?

- a. Two
- b. Three
- c. Four

8. _____ : The three branches in the cupbearer's dream represented:

- a. Three days
- b. Three weeks
- c. Three months

9. Circle the correct answer (use the Bible references to help you):

- a. Then Pharaoh sent and called Joseph, and they brought him quickly out of the (DUNGEON, PALACE); and he shaved, changed his clothing, and came to Pharaoh. (Gen 41:14)
- b. Yet the chief cupbearer did not remember Joseph, but (FORGOT, FORGAVE) him. (Gen 40:23)
- c. After Joseph interpreted Pharaoh's dreams, Pharaoh said to his servants, "Can we find such a one as this, a man in whom is the Spirit of God?" Then Pharaoh said to Joseph, "Inasmuch as (GOD, MAN) has shown you all this, there is no one as discerning and wise as you." (Gen 41:38-39)

10. Have you ever wondered how you can help someone who is in trouble? Talk to your family members this week and ask about a time when they were in trouble and how God helped them. List three things you think you could have done to help them when they were in trouble.

1. _____

2. _____

3. _____

LESSON 7

JOSEPH'S BROTHERS GO TO EGYPT

BEFORE YOU TEACH

Famine

Egypt was famed for her great agricultural wealth, but she also suffered periodic famines. Famine was a catastrophe in ancient times, just as it still is in many parts of the world today. Almost perfect conditions were needed to produce good crops because there were no chemical fertilizers or pesticides. Any variances in rainfall or insect activity could cause crop failure and great hunger because the people relied almost exclusively on their own crops for food. Lack of storage, refrigeration, or transportation turned moderate famine into a desperate situation. The famine Joseph prepared for was severe. Without God's intervention, the Egyptian nation, along with the lands surrounding her, would have crumbled.

God Is Always in Control

God used Joseph as a tool to bring the brothers to repent and recognize the forgiveness they received, which led them to have a "change of heart." Throughout the Bible, we understand that God is always in control and that He has a higher purpose for us, His children, even when we encounter bad things. The following passages will help you as teachers to understand this concept.

Romans 8:28—And we know that all things work together for good to those who love God, to those who are the called according to His purpose.

Proverbs 3:5-6—Trust in the LORD with all your heart, and lean not on your own understanding. In all your ways acknowledge Him, and He shall direct your paths.

Isaiah 42:16—I will bring the blind by a way they did not know; I will lead them in paths they have not known. I will make darkness light before them, and crooked places straight. These things I will do for them, and not forsake them.

Matthew 6:25—Therefore I say to you, do not worry about your life, what you will eat or what you will drink; nor about your body, what you will put on. Is not life more than food and the body more than clothing?

Philippians 4:6-7—Be anxious for nothing, but in everything by prayer and supplication, with thanksgiving, let your requests be made known to God; and the peace of God, which surpasses all understanding, will guard your hearts and minds through Christ Jesus.

BIBLE TEXT

Genesis 42

BIBLE TRUTHS

1. God sometimes uses bad situations to remind us of our wrongdoing.
2. God is always in control.
3. God has a plan for our lives.

LESSON OBJECTIVES

1. To be aware of what our conscience tells us.
2. To re-examine ourselves.
3. To repent of our wrongdoing.

MEMORY VERSE

"Examine yourselves as to whether you are in the faith."

(2 Corinthians 13:5a)

PRAYER

In the name of the Lord Jesus Christ, we pray. Lord, we praise You because not only are You our God, You are also our Father. You love us so much that when we do what is wrong, You correct us. Please help us to understand when we do something wrong and correct it. We pray that Your Spirit will guide today's class. Hallelujah! Amen.

The Meanings of Prayer

God gave each of us a conscience to know when we have done something wrong. When we do wrong, we need to confess our sins to God and ask for forgiveness in prayer. You can do this on your own before you teach or you can explain this to the students during the life application section. Write a prayer that will remind the students or yourself of the teachings in this lesson. Use the acronym ACTS as a sample below.

A (acknowledge to whom you are praying)

Example: Dear loving, faithful, and just Lord Jesus Christ...

C (confess)

Example: I want to confess that I have done wrong and

that I want to be right in Your eyes.

T (thanks)

Example: I praise You for Your love for saving me and shedding so much blood on the cross so that I can go to the heavenly kingdom. Please forgive my sins and cleanse me. I want to be right with You and I want to listen to and obey my parents.

S (supplication; ask)

Example: Please grant me the Holy Spirit to help me be strong. Without the Holy Spirit, I can't go to heaven. Please help me to always do the right thing, keep the Ten Commandments, and be a God-fearing person. In Jesus' name, I pray.

UNDERSTANDING YOUR STUDENTS

In lesson four, we discussed how God sometimes lets good people suffer. Indeed, that does sometimes occur, but other times, bad things happen as a consequence of our own actions. God sometimes allows bad things to happen to remind us of what we have done wrong so that we can learn from it. For example, Mom told us to clean up our room and put away our skates. But because we didn't, our little brother slipped on them and hurt himself. That probably taught us to keep our room clean and to listen to Mom when she tells us to do something.

God has also done something else to remind us of when we've done something wrong—He's given us a conscience. Explain to the students that we can't see or

hear our conscience, but we can feel it. You can ask the students how they feel after they do something wrong. They probably feel pretty bad deep down inside. Our conscience tells us when we've done something wrong. The consciences of Joseph's brothers reminded them of the terrible thing they had done to Joseph.

When our conscience is bothering us, we should stop and examine ourselves. If we have done something wrong, we should go and ask for God's forgiveness. Only when we have repented of our sin can we receive God's wonderful forgiveness. Then we can begin to live a new and better life for Christ.

VOCABULARY

famine: a serious shortage of food resulting in widespread hunger

accuse: to blame someone for doing something wrong

REVIEW

In the last lesson, we learned about Jacob's favorite son, Joseph. Do you remember what Jacob gave Joseph to show how much he loved him? Right, a colorful robe! Because Jacob loved Joseph more than all of his other sons, they became jealous. What did they do to Joseph one day? (They threw him into a pit and sold him to merchants.) Joseph ended up in Potiphar's home. What happened while Joseph was there? (God blessed him and he was put in charge of the whole house.) Why was Joseph put in prison? (Potiphar's wife lied about him because he refused to sin against God with her.) In prison, the chief cupbearer and chief baker found out that Joseph could interpret dreams through the wisdom of God. Pharaoh had a dream one day, and who did he send for? Right, Joseph! After Joseph had interpreted the dream, Pharaoh was so pleased with him that he made him ruler over all of Egypt; only Pharaoh was more powerful than Joseph.

BIBLE STORY

Famine Throughout the Land

Do you remember the dream Pharaoh had? (He dreamt that seven skinny cows ate up seven fat ones, and that

seven thin heads of grain ate up seven healthy ones.) Do you remember what those dreams meant? (They meant that there would be seven years where there would be

plenty of food in Egypt, but then after that, there would be seven years where there would be no food.) Joseph was put in charge to gather up all the extra grain during the first seven years, so they would have enough in the seven years of famine.

When the famine came, it struck many places, including Canaan. Canaan was the place where Joseph's family lived. God had given Joseph the wisdom to store up plenty of grain, so many people came to Egypt to buy food so they could live.

Joseph's Brothers Go to Egypt

Back home, Joseph's family was also running out of grain. His father Jacob heard that there was grain in Egypt, so he told his sons, "Go to Egypt and buy some grain so that our family will not starve." Jacob sent his ten older sons to Egypt, but he kept his youngest son Benjamin at home. He loved Benjamin dearly and did not want anything to happen to him.

When the ten brothers finally reached Egypt, they had to go to Joseph because he was the ruler of the land. Joseph had already grown up, so his brothers didn't recognize him. They had sold Joseph as a slave when he was only seventeen—they surely didn't think that he would become the ruler of Egypt!

Joseph Tests His Brothers

When the ten brothers came and bowed before Joseph, he recognized them. After more than ten years, they met again. He wondered if they were as cruel now as they had been before. He wondered if they had learned from their mistakes and had become better people. So Joseph decided to test them. Instead of revealing himself to them, he spoke in a stern tone. "Where are you people from?" Joseph asked.

They told him that they had come from the land of Canaan to buy food, but Joseph pretended that he didn't believe them. He said, "You are spies! You have come to see if our land can be attacked!"

They said, "No, my lord. We really have come to buy food. We are honest men. We are twelve brothers—our youngest one is at home with our father, and one is no longer with us."

Joseph said, "Prove to me that what you say is true. One of you must go back to get your brother, and the rest of you must stay here in prison. If you don't, then I will know that you are spies!"

So Joseph put all of them in prison for three days to test them. Boys and girls, how do you think the brothers felt? Do you think they were scared? Do you think they were surprised about the way they were being treated? Let's find out!

Joseph's Brothers Are Sorry

After the three days, he said to them, "Because I fear God, I will do this for you: one of you must stay here, but the

rest can go and take food back to your home. But you must bring your youngest brother here, or else I will know that you are spies, and you will die."

The brothers began to speak to one another in their own language, thinking that Joseph couldn't understand them. They said, "We're being punished for what we did to Joseph! He begged us for his life, and we didn't listen. That's why this is happening to us!" Boys and girls, have you ever felt sorry about something you've done wrong? What reminded you of it? Was it something bad that happened? Did you feel sorry about it in your heart, or hear a voice in your mind that told you there was something wrong? Do you know what that voice or feeling is?

How many of you have heard the word "conscience" before? [Call on any students to explain in their words what it means.] God gave each of us a conscience so that we know when we have done something wrong. Joseph's brothers' consciences were reminding them that they had done something terrible to Joseph a long time ago.

Reuben, the brother who wanted to save Joseph so long ago, said, "Didn't I tell you not to harm him? But none of you would listen! Now we have to pay for what we've done."

Joseph heard them, and he began to weep. He saw that his brothers still remembered him and were very sorry for what they had done. But he hid his tears and continued with his plan. He took his brother Simeon from them and tied him up.

Joseph's Brothers Go Home

Then Joseph ordered that all of their bags be filled with grain and he put back their money. He also gave them food for the journey back home. When all of this was put on the donkeys, the brothers started off for home.

When they got home, they told their father everything that had happened to them. They said that the ruler of Egypt had accused them of being spies and wanted them to bring back Benjamin. Simeon had to stay there as a prisoner until they brought Benjamin back. As they emptied all of their bags, each of them found their silver! When they saw the money, they were all frightened, because they knew that they would be accused of taking the grain without paying for it.

Their father Jacob said to them, "You have taken my children from me. First it was Joseph, then Simeon, and now you want to take Benjamin. Everything is against me!"

But Reuben said, "Please put Benjamin in my care, and I will take care of him. If I don't bring him back, you can kill both of my sons."

But Jacob refused. "Benjamin is not going down there with you. If anything happens to him, I will surely die in sorrow."

We will find out what happened to Joseph's brothers next week!

CHECK FOR UNDERSTANDING

1. **In Egypt, what had Joseph become?** The ruler of all the land.
2. **Why did his brothers come to Egypt?** There was a famine in Canaan and they needed to buy grain.
3. **Why did Joseph treat his brothers harshly?** He wanted to test his brothers to see if they had changed.
4. **Who did Joseph want them to bring back?** Benjamin.
5. **Who had to stay there as a prisoner until Benjamin was brought back?** Simeon.
6. **Did Jacob allow them to take Benjamin to Egypt?** No.

MEMORY VERSE PRACTICE

Please reinforce the memory verse every week.
You can practice the memory verse with your students anytime during class.

"Examine yourselves as to whether you are in the faith." (2 Corinthians 13:5a)

HOMEWORK ANSWER KEY

1. True
2. False; he wanted to see whether they had changed.
3. B
4. Benjamin, Simeon
5. "Examine yourselves as to whether you are in the faith." (2 Corinthians 13:5a)
6. A conscience
7. Refer to the dictionary
8. To examine ourselves means to check if what we said or did was wrong in the eyes of God.
9. God wants us to examine ourselves so that we can be right with God and right with people. God doesn't want us to harbor any sin, anger, bitterness, or unrepented deeds.
10. Answers may vary.

SPIRITUAL TEACHING & LIFE APPLICATION

1. God has given each of us a conscience to know when we have done something wrong.

Joseph's brothers felt bad about what they had done to Joseph. Have you ever felt bad about something you have done? What did you do about it?

All of the kids at church were having fun playing tag after Sabbath service while waiting for their parents who were practicing in choir. Suddenly, Hallie, who was It, tagged Buddy by surprise; he was not expecting Hallie to catch up to him. As everyone realized that Buddy was It now, Buddy threw a fit and hit Hallie really hard and made her cry. Some of the other kids went over to Hallie to ask if she was ok.

Girls and boys, if you were Hallie, how would you feel? If you were the other kids playing, how would you feel? If you were Buddy, how would you feel? Why?

All of the adults were still inside the chapel singing. There were no grown-ups outside to tell Buddy that he had done something wrong. Buddy was still in a bad mood, but his conscience made him realize that he did something mean and wrong.

2. God wants us to examine ourselves to see if we're doing something wrong.

When Buddy felt bad about what he did, he knew that he had to do something about it. He knew that even though the grown-ups weren't watching, God was watching.

Girls and boys, if you were Buddy, what would you do? Read today's memory verse to see what God wants us to do. What does it mean to examine ourselves?

Buddy thought about what he had just done. "It wasn't right to hurt Hallie just because she tagged me," thought Buddy. "Plus, it's only a game. We're supposed to be having fun." He took a deep breath so that he would not feel as angry as he did before. Then he walked over to Hallie and said, "Sorry, I got a bit carried away. I didn't mean to hurt you."

The next time you feel bad about doing something wrong, what will you do?

3. The reason why God wants us to examine ourselves to see if we have done anything wrong is because He is our Father who loves us and wants us to become more perfect like Him (Heb 12:3-11).

Hallie, who felt better already, sniffled and said, "It's okay, let's forget about it and keep playing."

"I'll be It then," said Buddy, smiling to everyone now. "Ready, set, go!"

All of the kids laughed and started to run again as Buddy began to chase them.

Girls and boys, was this a happy ending? Was Hallie happy? Was Buddy happy? Were all of the kids happy? Do you think God was happy? Why do you think that this story ended with everyone getting along? What might have happened if Buddy had not examined himself? It is important to examine ourselves every day to see if we are doing what is right in the eyes of God.

Repentance

Repentance is so important in God's teachings. Follow these 3 steps to learn how to repent and receive forgiveness.

3 Steps of Repentance

1. Feel godly sorrow

2 Corinthians 7:9

"Now I rejoice, not that you were made sorry, but that your sorrow led to repentance. For you were made sorry in a godly manner, that you might suffer loss from us in nothing."

- The first step of repentance is to recognize that you've committed a sin against God's commandments.
- Feel true sorrow for what you've done and for disobeying the heavenly Father.
- Feel sorrow for any pain you may have caused toward other people.

2. Repent, confess to God, and ask for forgiveness

Psalms 51:17

"The sacrifices of God are a broken spirit, a broken and a contrite heart—These, O God, You will not despise."

- Pray to the heavenly Father and be honest with Him about your sins.
- Pray to God for His forgiveness. Forgive others who have hurt you.

3. Make a promise to God to forsake sin

Proverbs 28:13

*"He who covers his sins will not prosper, but whoever confesses and **forsakes** them will have mercy."*

- Make a promise to yourself and to God that you will never repeat the sin.
- Recommit yourself to obeying God's commandments.

*Don't hold onto your sin and the sorrow you've felt.
Let it go by truly forgiving yourself, just as the Lord has forgiven you.

ACTIVITIES

1

The Children of Jacob

- Objectives:**
1. To review the genealogy of Jacob.
 2. To know that God changed Jacob's name to Israel, and that from his sons came the tribes of Israel.

Instructions

1. Before class, get a large piece of paper that is around 16 X 20 inches.
2. Write the "Rebekah" at the top right, "Isaac" at the top left, and "Jacob" underneath them.
3. Write these names underneath "Jacob" to show how many children he had, then post the paper on the board.
 - From Rachel: Joseph, Benjamin. Under Joseph, write Ephraim, Manasseh.
 - From Leah: Reuben, Simeon, Levi, Judah, Issachar, Zebulun, Dinah (Jacob's only daughter).
 - From Bilhah (Rachel's maid): Dan, Naphtali.
 - From Zilpah (Leah's maid): Gad, Asher.
4. Explain to the students that Jacob had 2 wives, Rachel and Leah (who were sisters, and first-cousins of Jacob), and 2 concubines, Bilhah and Zilpah, a common and accepted practice of the day. Rachel and Leah did not object to the other two women because it was their idea to have more children with them (Gen 30:3, 9).
5. Review the names and remind the students that God had a great plan for Jacob and that through his children came the tribes of Israel.

A. Rachel: She was Jacob's favorite wife. She died while giving birth to Benjamin and was buried at Bethlehem. Her children were Joseph and Benjamin. Joseph was the 11th-born overall. When he was in Egypt, Joseph had 2 sons, Ephraim and Manasseh, who were made into individual tribes of Israel to bring the number back to 12—the priestly tribe of Levi was not counted as a separate tribe.

- Joseph—11th-born overall. His ten older brothers were only his half-brothers who shared the same father, Jacob. Technically, Benjamin was his only real brother.
 - Manasseh—1st-born of Joseph; he was prophesied to become a great single nation.
 - Ephraim—Younger than Manasseh, he was nevertheless ranked higher in the family structure (Gen 48:19). His descendants were to become a great future group of nations.
- Benjamin—The youngest of the 12 sons. Rachel died while giving birth to him. The apostle Paul, who wrote much of the New Testament, was descended from Benjamin.

B. Leah: Jacob really had a great deal of love for Rachel and therefore, it seems that Leah was not really loved.

Nevertheless, Leah was the mother of the greatest number of the tribes of Israel, and was buried with Jacob (along with Abraham, Sarah, Isaac and Rebekah) in the tomb of the patriarchs in Hebron.

- Reuben—1st-born overall. [Note: Do not need to explain to students at this age that Reuben was disqualified from his position as eldest son when he committed an act of sexual immorality with Jacob's concubine Bilhah (Gen 35:22).]
- Simeon—2nd-born overall.
- Levi—3rd-born overall. From Levi came the Levites who were dedicated to God's service. As such, they were later not counted as a separate tribe. Moses, Aaron, and John the Baptist were descended from Levi.
- Judah—4th-born overall. It was from Judah that the Jews were descended.

- Issachar—9th-born overall.
- Zebulun—10th-born overall.
- Dinah—Israel's only daughter.

C. Bilhah (Rachel's maid): It was Rachel's idea that Jacob have children with her (Gen 30:3-8).

- Dan—5th-born overall.
- Naphtali—6th-born overall.

D. Zilpah (Leah's maid): It was Leah's idea that Jacob have children with her (Gen 30:9).

- Gad—7th-born overall.
- Asher—8th-born overall.

E1 Year 1 Book 2 Lesson 7—Joseph's Brothers Go to Egypt

Homework Assignment

Name: _____ Parent signature: _____ Date: _____

Bible Truths: 1. God sometimes uses bad circumstances to remind us of our wrongdoing.
 2. God is always in control.
 3. God has a plan for our lives.

Lesson Objectives: 1. To be aware of what our conscience tells us.
 2. To re-examine ourselves.
 3. To repent of our wrongdoing.

Bible Reading: Please put a checkmark in the space when you complete the reading each day.

Prayer: Please put a checkmark in the space on the days you prayed to God.

	Sun	Mon	Tue	Wed	Thu	Fri	Sat
Bible Reading							
Prayer							

Memory Verse

Please write down this week's memory verse.

(2 Corinthians 13:5a)

What I Learned from the Bible This Week

1. _____
2. _____
3. _____

Homework Assignment

Understanding What You Have Learned

True or False

1. Joseph had become the ruler of all the land of Egypt. _____
2. Joseph treated his brothers harshly because he wanted to pay them back for what they did to him. _____

Multiple Choice

3. _____ : Why did his brothers come to Egypt?
 - a. They wanted to visit Joseph.
 - b. There was famine in Canaan and they needed to buy grain.
 - c. They heard the grass was greener in Egypt and wanted to feed their sheep there.

Fill In the Blank

4. Joseph told his brothers to bring back their youngest brother _____ while he kept his brother _____ in prison.
5. Write out the memory verse without looking.

Life Application

6. What has God given each of us to let us know when we have done something wrong?

7. Look up the word "examine" in the dictionary. Write down the definition.

8. What does it mean to examine yourself?

9. Why does God want you to examine yourself if you have done something wrong?

10. Read Psalm 51 with your mom or dad. This was a psalm that David wrote when he did something wrong and examined himself. Share with your parent what you think of this psalm. Write down a summary of your sharing.

LESSON 8

THE SECOND TRIP TO EGYPT

BEFORE YOU TEACH

The Feast at Joseph's House

When the brothers arrived in Egypt for the second time, they were shown directly to Joseph's house to have a meal. It is interesting to note that Joseph, his brothers, and the Egyptians all ate separately. The Egyptian caste system was such that shepherds and nomads were seen as uncultured and even vulgar, and the Egyptians refused to eat with them. There were also religious reasons for the separation between the brothers and the Egyptians: the Hebrews from Canaan ate animals, some of which were sacred to the Egyptians. Joseph probably ate by himself because of his high rank, but he also did not eat with the Egyptians because he was still a Hebrew and ate different foods.

The Silver Cup

A silver cup was a symbol of authority. Ancient rulers thought that those cups had supernatural powers and to steal one was a serious crime. Such goblets were used by the Egyptian rulers to predict the future. A person would pour water or oil into the cup and interpret the reflections, ripples, and bubbles. Obviously, Joseph would not have needed one for these purposes because he worshiped the one true God, who told him everything he needed to know about the future.

Joseph Tests His Brothers

Why did Joseph put his brothers to the test? In chapter 42, Joseph could not help overhearing his brothers' conversation, full of distress and regret. They believed that the trouble that had befallen them was punishment from God for throwing Joseph into the pit on that fateful day.

The Bible recorded that Joseph was overcome with love and pity for his brothers when he saw how sorry they were for being cruel to him; he withdrew quietly and wept. Joseph hoped to provide himself, his brothers, and his father with evidence that his brothers were truly changed men. They were truly sorry for what they had done in the past. The brothers' behavior demonstrated that they were true penitents.

God's Wonderful Guidance

God's guiding hand underlies the entire story. When Joseph said, "But as for you, you meant evil against me; but God meant it for good" (Gen 50:20), he was not arguing that God could transform wicked actions to bring about a gracious end. He was saying that from the beginning, it was really God who had sent him there (Gen 45:5, 8).

BIBLE TEXT

Genesis 43:1-44:13

BIBLE TRUTHS

1. Our God never lets misfortunes come to us without a good reason.
2. True love is a self-sacrificing kind of love.

LESSON OBJECTIVES

1. To learn to sacrifice for the benefit of others.
2. To love one another as God has loved us.

MEMORY VERSE

"But through love serve one another."

(Galatians 5:13b)

PRAYER

In the name of the Lord Jesus Christ, we pray. Lord, we thank You for protecting us through this last week and for bringing us here to worship You. We know that You loved us so much that You came to this earth and sacrificed Yourself for us. Please help us to learn how to make sacrifices for others. Hallelujah! Amen.

UNDERSTANDING YOUR STUDENTS

Sacrifice is probably a new idea to your students. They have just come from an age of self-centeredness and are now learning to become group players. Explain to your students that God has commanded us to love one another, and that an integral part of love is sacrifice. Sacrifice means to give up something for somebody else. In Judah's case, he was willing to be personally responsible for the safety of his brother Benjamin in order to save his family from starvation. His sacrifice was different from the sacrifice of Reuben, who was willing to put his sons, not himself, on the line.

We have to give up something we want in order to sacrifice. Unfortunately, human nature is such that it is natural for us to be self-centered. But luckily, God has given us some good examples to follow. God has instilled a natural inclination for sacrifice into parents. Our parents are probably the ones who have sacrificed the most for us

in this world. You can help the students understand how much their parents have sacrificed by pointing out some practical examples: they give up their time and use a lot of effort to work, cook, clean, and make us happy. You can ask the students to list some of the ways their parents have sacrificed for them.

God Himself has set the ultimate example of sacrifice—by coming to this world in the flesh and giving up His very life. Because of His sacrifice, we can be happy with Him in the future. You can bring home the extent of His sacrifice by asking the students if they would be willing to give up their lives for someone else. Help the students understand that we are all recipients of some form of sacrifice, so it is right that we should sacrifice for others in return. In this way, we can follow the Lord's command, "Love one another as I have loved you."

VOCABULARY

sacrifice: to give up something for someone else

ruler: someone who leads others and tells them what to do

trip: a journey to another place

REVIEW

Last week, we learned about how Joseph and his brothers met again after so many years. Joseph had now grown up and was the ruler of all of Egypt. Do you remember why his brothers went to Egypt? (There was a famine throughout the land and they needed to buy food.) Did his brothers recognize Joseph? (No.) Did Joseph recognize them? (Yes.) Why did he treat them so harshly? (He wanted to test them to see whether or not they had changed.) He told them to bring Benjamin back the next time they came, or else it would prove that they were spies and he wouldn't sell them any more grain.

BIBLE STORY

Jacob Allows Benjamin to Go to Egypt

Soon, Jacob's family back in Canaan ran out of the grain they had bought from the first trip. Jacob said to his sons, "Go back to Egypt to buy more grain."

But Judah, the fourth oldest, said, "The ruler told us last time that if we didn't bring Benjamin back with us, he wouldn't sell us any more grain."

Jacob asked, "Why did you have to tell him that you had one more brother?"

They replied, "The man questioned us very closely about ourselves and our family. He asked us about you and how many children there were. How were we to know that he would tell us to bring our brother down there?"

The brothers were in a difficult situation. If they didn't go to Egypt, they would all starve. On one hand, if they went to Egypt, the ruler, Joseph, would not give them anything unless they brought their youngest brother

Benjamin. On the other hand, their father Jacob was afraid that something might happen to Benjamin, and he didn't want to lose another son. Boys and girls, if you were one of the brothers, what would you do?

Judah could see that his father was worried, so he said, "Let me take care of Benjamin. I will be held fully responsible for him. If anything happens to him, I will be the one to blame. If we don't go and get more grain, we will all die." You see, there wasn't anything the brothers could do to really make sure nothing happened to their youngest brother Benjamin. But Judah was willing to sacrifice himself for Benjamin's safety. Boys and girls, has anyone sacrificed anything for you? What have your parents sacrificed for you? What has God sacrificed for you?

Finally, Jacob agreed. "If it must be, then do this: take some of the best presents we can give and also take twice

as much silver. We must pay back the money that we didn't give the first time. May God almighty have mercy on you so that He will let Benjamin come back with you safely."

The Second Trip to Egypt

So the eleven brothers brought all the gifts and silver and hurried down to Egypt. When they got there, they went to Joseph again. When Joseph saw that they had brought Benjamin with them, he told his servants to prepare a meal for everyone at his own home. They would all have lunch at his house.

When the brothers were brought to Joseph's home, they were very frightened. They thought that they were going to be punished for the silver that was put back in their bags. So they went to Joseph's servant and said, "Please, sir, we came down here the first time to buy food, and when we stopped for the night, we found all our silver put back in our bags. We didn't know what happened. So this time, we brought that silver back with us, and have brought more to buy the food."

The servant said, "Don't be afraid. Your God, the God of your father, must have given you back your silver. We got your silver for the grain." Then he brought out Simeon, who had been held as a prisoner all that time. They were really happy to see him again and glad to see that he was safe.

Joseph and Benjamin Meet Again

When Joseph got home, the brothers gave him all the gifts that they had brought and bowed down to the ground. Joseph asked them how they were, and how their father was. They answered that he was still alive and well. They bowed low again to show their respect.

Then Joseph looked around and saw his younger brother Benjamin. He asked them, "Is this your youngest brother, the one you told me about?" When he was told that it was Benjamin, he said, "God be gracious to you, my son."

Joseph was so happy to see his younger brother Benjamin. He hadn't seen Benjamin since he was a child, and now he had grown up. Joseph quickly went to a room by himself and wept.

A Silver Cup

After he had washed his face, he came out again and ordered that the food be served. All the brothers were seated from the oldest to the youngest, and they looked at each other in surprise. Joseph, his brothers, and the Egyptians all ate separately. When the food was served, Benjamin received five times as much as all the others.

After they happily ate and drank, Joseph came up with one last plan to see if the brothers had really changed their ways. He wanted to see how his brothers would act if their little brother Benjamin was in trouble. He told his servant to fill all the men's bags with as much grain as they could hold, and to put all the silver back in their bags. He then told them to put his own silver cup in Benjamin's bag.

While the brothers were on their way home, Joseph's servant caught up with them. He said to them, "Why do you repay my master's kindness with evil? One of you has stolen his silver cup!"

The brothers replied, "Why do you say these things? We would never steal anything from you! We even brought back the silver that was put back in our bags. You can check our bags; if any one of us is found to have it, you can put him to death, and the rest of us will become your slaves."

The servant agreed, "All right. But only he who has the cup will become the slave; the rest of you can go."

Back to Joseph's House

Each of them quickly lowered his bag to the ground and opened it. Then the servant began to search, starting from Reuben, the oldest, to Benjamin, the youngest. When he got to Benjamin's sack, he found the silver cup. When the brothers saw this, they were so sad and frightened that they tore their clothes. Then they all loaded their donkeys and returned to the city and Joseph's house.

All of this was part of Joseph's plan, and he was waiting for them to come back. You may ask, why was the cup hidden in the sack? Why were they accused of stealing? Was it perhaps to test the brothers' faithfulness to Benjamin? If they were faithful to him, then Joseph would make himself known to them and show kindness to them. Next week, we will find out more about what happened to Joseph's brothers.

CHECK FOR UNDERSTANDING

- 1. Why did Jacob finally allow Benjamin to go to Egypt?** Their family had run out of grain; they couldn't buy any more grain if Benjamin didn't go.
- 2. When the brothers got to Egypt, whose house did they go to?** Joseph's.
- 3. When they got there, who was brought out to them?** Simeon, the brother who had been kept prisoner.
- 4. What did Joseph do when he saw Benjamin?** He went to a room by himself and wept.
- 5. Why did Joseph put a silver cup in Benjamin's bag?** He wanted to see if his brothers had really changed.
- 6. What happened after the servant found the silver cup in Benjamin's bag?** The brothers all went back to Joseph's house.

MEMORY VERSE PRACTICE

Please reinforce the memory verse every week.
You can practice the memory verse with your students anytime during class.

"But through love serve one another." (Galatians 5:13b)

HOMEWORK ANSWER KEY

1. "But through love serve one another." (Galatians 5:13b)
2. C
3. B
4. silver cup
5. False; they went to Joseph's house.
6. False; the brothers all went back to Joseph's house.
7. To sacrifice means to give up something that means a lot to you.
8. Answers may vary.
9. He gave Himself up for us so that we could go to heaven.
10. Answers may vary.
11. Answers may vary.

SPIRITUAL TEACHING & LIFE APPLICATION

1. True love is a self-sacrificing kind of love.

Judah was willing to sacrifice and be responsible for his brother Benjamin. What does it mean to sacrifice?

Read 1 John 3:18. When we love someone, we can tell them, "I love you," but actually doing something for them shows them that we love them. When we do one thing for someone by giving up another thing, we are sacrificing for them.

Activity: Bouquet of Love and Sacrifice

Brainstorm: The teacher will write on the board everything the students call out during this brainstorming. Ask the students to name all of the people that love them and the people they love. [Make a list on the board with "People Who Love You" on one side and "People You Love" on the other.]

Materials

- One sheet each of red and pink construction paper per student
- 8 thin popsicle sticks or disposable chopsticks per student
- Scissors
- Tape
- Ribbon

Instructions

1. Have each student cut out 4 red hearts and 4 pink hearts from each sheet of construction paper (you may also print out patterns—the hearts should be approximately $\frac{1}{4}$ of the sheet of paper).
2. On one side of each red heart, have students write one of the people that love them. On one side of each pink heart, have students write one of the people that they love.
3. On the other side of each red heart, have the students write at least one thing that the person who loves them has sacrificed for them. On the other side of the pink heart, have the students write at least one thing that they have sacrificed or that they want to sacrifice for the person they love.
4. Tape each heart to a stick. Tie up a bouquet of hearts with a ribbon.

2. The Lord Jesus made the ultimate sacrifice by giving up His life so that we may have eternal life.

Students, what is the greatest gift God has given us? He gave Himself up for us so that we could go to heaven. Let's read a part of the lyrics to the praise song, "You Are My King (Amazing Love)."

I'm forgiven because You were forsaken.
I'm accepted, You were condemned.
I'm alive and well, Your Spirit lives within me
because You died and rose again.
Amazing love, how can it be that You, my King,
would die for me?
Amazing love, I know it's true. It is my joy to honor
You. In all I do, I honor You.

There are many songs and poems written about the Lord Jesus' awesome sacrifice. They often remind us of how much God loves us and how much He has sacrificed for us.

**3. The Lord Jesus has commanded us to love one another as He has loved us.
In other words, we should sacrifice for one another as He has done for us.**

How have others (e.g., parents, brothers and sisters, teachers, ministers, etc.) sacrificed for you?

What are some ways we can sacrifice?

Read Ephesians 5:2. What does it mean to offer a sweet-smelling or fragrant sacrifice?

See the testimony provided below to help your students understand love and sacrifice.

Testimony: Love and Sacrifice

Kelly, Sarah, and Melissa were very good friends who grew up together in the same church. Every summer, they looked forward to going to SSC with all the other kids from church. They loved traveling to SSC together, meeting up with friends from other churches they didn't get to see often, praying together, singing hymns, and listening to sermons. These three friends were inseparable and did everything together.

Kelly received the Holy Spirit two SSCs ago, but Sarah and Melissa were still praying hard. That summer, they decided to fast and pray so that Sarah and Melissa would be able to receive the Holy Spirit. They took this very seriously. They planned to fast meals together at SSC and they even began to pray before school was out.

When summer came and they arrived at SSC, Kelly prayed very hard for her friends, and Sarah and Melissa also prayed hard for each other. In fact, Sarah prayed harder for Melissa than for herself, and Melissa prayed harder for Sarah than for herself. Because the three friends sacrificed their meals by fasting for one another, God blessed all of them by filling them with the precious Holy Spirit. It was the most memorable summer for them, and an experience that they would never forget!

From then on, they have learned to pray together for others, because they know from experience that God loves prayer and He listens to those who show love to others. While other kids may be watching television or playing video games when they get together, Kelly, Sarah, and Melissa know that spending time praying together is much more precious! When they pray together, their friendship grows, it helps them draw closer to God, and it allows them to help others in need through prayer.

ACTIVITIES

1

I Can Do It!

Objective: To understand the importance of showing love to others.

Instructions

1. Refer to the activity sheet. Read how these children are doing their part for God.
2. Talk about the importance of having the right motivation and right deeds.
3. Talk about each picture and how you can show love to those around you.
4. Suggestion: Ask the students to share their lunch time with someone who may be lonely, either at school or at church. They can either approach the person as a group or by themselves. They can show the love of God and make a new friend!

Note: Students may want to pack an extra dessert or something to share with their new friend. Read the following story to encourage the students.

Life Application Story: Jennifer's Best!

Jennifer knocked on the door at the end of the dark hallway.

"Who is it?" asked Mrs. Jones.

"Jennifer," came the reply. Jennifer had come to visit Mrs. Jones in her tiny apartment.

It took Mrs. Jones a long time to unlock the door. "I do not feel well today," she said.

"That's too bad," said Jennifer. Then Jennifer prayed quietly, "Dear God, please help me to do my best to help Mrs. Jones."

She fixed toast and warm milk for Mrs. Jones' breakfast. Then she put away some newspapers.

"I can help Mrs. Jones," Jennifer thought.

While Mrs. Jones took a nap, Jennifer went back to her own apartment. She washed three potatoes and put Jell-O into a dish for dessert.

When her mother came home, Jennifer helped her cook potatoes, meat loaf, and peas for dinner. Jennifer asked, "May I take some of this to Mrs. Jones? She's not feeling well today."

"You sure can," Jennifer's mother said.

So Jennifer put a potato, a slice of meat loaf, peas, and Jell-O on a tray. She took the tray down the hall.

She found Mrs. Jones sitting in a big old chair. Jennifer talked to Mrs. Jones as she ate.

"I feel better now, Jennifer. God bless you," Mrs. Jones said with a big smile.

Jennifer smiled back. She thought to herself, "God was with me today and let me be His helper. I gave up some of my time to help Mrs. Jones, and I really liked it!"

Questions for Reflection

1. Can you share a story of how you were a helper like Jennifer to someone in need? Who was your Mrs. Jones?
2. How did you feel after you helped someone in need? How did that person react to you?
3. What Jennifer did was a very good deed but it was something that anyone could have done. When we help someone out or sacrifice something for someone, it doesn't have to be something super difficult. It can be a small gesture, like bringing extra dinner over to a neighbor like Jennifer did. Here is an exercise for you: when you go home this week, if you see anyone at home who is feeling sad, unhappy, or having a bad day, do one small thing that would make them feel good and happy again, and come back next week to share it with the class.

2

The Children of Jacob

Objectives: 1. To review the genealogy chart of Jacob's family.

2. To know that God changed Jacob's name to Israel, and that from his sons came the tribes of Israel.

Refer to the activity "The Children of Jacob" in lesson 7.

Jacob's 12 sons in birth order: Reuben, Simeon, Levi, Judah, Dan, Naphtali, Gad, Asher, Issachar, Zebulun, Joseph, Benjamin.

3**Benjamin's Sack of Grain**

Objective: To review the contents of the story.

Materials

- Scissors
- Rice or other grain
- Small drawstring bag or plastic sandwich bags
- Gold poster board or construction paper
- Silver construction paper or aluminum foil
- String

Preparations

1. Make small drawstring sacks or buy plastic sandwich bags.
2. Trace circles on gold poster board or construction paper to make coins (about 5-6 per student).
3. Trace cups (goblets) on silver construction paper. Trace enough for all the students to have one.

Instructions

1. Each student cuts out the gold coins and silver cup. Alternatively, allow the students to form their own silver cups using the aluminum foil.
2. Have students partially fill their sacks with rice or another type of grain.
3. Place the coins and cup inside, on top of the grain.
4. Close the sack. (If using a cloth sack without a drawstring, tie the sack closed with a string.)
5. Students can now show their parents what they have learned and take it home to remind them about today's story. They can even use the sack as a prop and retell the story to someone.

I Can Do It!

1. Read how these children are doing their part for God.
2. Talk about each picture and how you can show love to those around you.



I CAN BE KIND.



**I CAN SHOW MY CARE TO
a LONELY PERSON.**



**I CAN BRING A FRIEND TO
CHURCH.**



**I CAN PRAY FOR MY FRIEND WHO IS
SICK AND WHO DOESN'T KNOW GOD.**

E1 Year 1 Book 2 Lesson 8—The Second Trip to Egypt

Homework Assignment

Name: _____ Parent signature: _____ Date: _____

Bible Truths: 1. Our God never lets misfortunes come to us without a good reason.
2. True love is a self-sacrificing kind of love.

Lesson Objectives: 1. To learn to sacrifice for the benefit of others.
2. To love one another as God has loved us.

Bible Reading: Please put a checkmark in the space when you complete the reading each day.

Prayer: Please put a checkmark in the space on the days you prayed to God.

	Sun	Mon	Tue	Wed	Thu	Fri	Sat
Bible Reading							
Prayer							

Memory Verse

Please write down this week's memory verse.

(Galatians 5:13b)

What I Learned from the Bible This Week

1. _____
2. _____
3. _____

Homework Assignment

Understanding What You Have Learned

1. Write out the memory verse without looking.

Multiple Choice

2. ____ : Why did Jacob finally allow Benjamin to go to Egypt?
- a. Benjamin grew up and Jacob thought he was old enough to go with his brothers.
 - b. The brothers tricked Jacob into allowing Benjamin to go to Egypt.
 - c. Their family had run out of grain; they couldn't buy any more grain if Benjamin didn't go.
3. ____ : What did Joseph do when he saw Benjamin?
- a. He told his brothers who he was.
 - b. He went to a room by himself and wept.
 - c. He gave Benjamin a hug.
4. **Fill In the Blank:** Joseph put a _____ in Benjamin's bag.

True or False

5. When the brothers got to Egypt, they went to Pharaoh's house. _____
6. After the servant found the silver cup in Benjamin's bag, they all became slaves. _____

Life Application

7. What does it mean to sacrifice?
-
8. Please give an example of how someone has sacrificed for you.
-
9. What is the greatest gift God has given us?
-
10. Why does God want you to examine yourself if you have done something wrong?
-
11. Work with a parent on this question. Think of someone who needs your help either at church or at school. Talk about how you would be able to sacrifice your time by helping that person. Have your parent help you prepare what you need to do to help that person. Write a summary of what you did and how you felt.
-
-
-
-

LESSON 9

JOSEPH FORGIVES HIS BROTHERS

BEFORE YOU TEACH

What Is True Forgiveness?

For this class, you can take some time to talk to your students about true forgiveness. Explain to them that we were all bought with a price that Jesus Christ paid in full in flesh.

1. Are you forgiving when you say, "I forgive you, but I will never forget how unkind you have been to me"?
2. Are you forgiving when you are happy that something bad has happened to someone you do not like?
3. Are you forgiving when you want to get even with someone who has pushed or hit you?
4. Are you forgiving when you stop talking to someone who has told lies about you?
5. Are you forgiving when you speak unkindly about a person who does not choose you to be on his or her team?

Point out that the correct answer to all the questions is "no." Explain that to truly forgive we must:

1. Overcome our angry feelings.
2. Not judge or criticize others.
3. Forget about what has been done.
4. Pray for those who have hurt us.

Teaching Our Students to Be God-fearing

Joseph didn't just look at his troubles, he also waited for God's timing. This is one of the attributes of a God-fearing person. A God-fearing person is one who has totally submitted himself and entrusted himself to God. Joseph remained a God-fearing person while in slavery and prison. Joseph wasn't a weak person. He submitted his strength and walked by faith, rising to the top of the heap in slavery and in prison. How could he do that? He saw that God was with him (Gen 39:23).

In the end, he said that what his brothers meant for evil, God meant for good. God intended to save millions of lives through him, and he saw how great an honor it was to be used by God in such a significant way. He summed up his difficult experience of being sold into slavery by saying, "God intended it for good to accomplish what is now being done, the saving of many lives." It is truly a lesson we must teach our students. Joseph didn't become a bitter man after what his brothers had done to him. By the grace of God, he rose above and God not only brought him out of slavery and prison, God used him at a level where he could change the history of the Israelites.

BIBLE TEXT

Genesis 44:14-45:28

BIBLE TRUTHS

1. Holding a grudge hurts us more than it hurts others.
2. God wants us to completely forgive others who have done us wrong.

LESSON OBJECTIVES

1. To learn to forgive others.
2. To understand that forgiving others helps us become friends again.

MEMORY VERSE

"Bearing with one another, and forgiving one another."

(Colossians 3:13a)

PRAYER

In the name of the Lord Jesus Christ, we pray. Lord, we thank You for Your wonderful mercy and love. Even though we often do things that are wrong in Your sight, You forgive us and love us. Please help us to forgive others who have done things against us, just as You forgiven us when we do wrong. Hallelujah! Amen.

UNDERSTANDING YOUR STUDENTS

When someone has wronged us or hurt us, the natural response is to want to fight back. The desire to seek justice is natural and God-given. We have been made in the image of God and God is a just God, but our own justice often falls short of God's justice. For example, when we think of justice, we think of "getting even." But this is not the same as God's justice.

God is pleased when we refuse to get even with our enemies. God has said, "Beloved, do not avenge yourselves, but rather give place to wrath; for it is written, 'Vengeance is Mine, I will repay'" (Rom 12:19). Help the students understand that when we want to get even, we are not trusting in God to take care of the situation. God has promised that He will deal with those who wrong us. When we look for ways to get revenge, we are letting anger control us. Often, the underlying motivation for revenge is because we feel angry, hurt, betrayed, etc. When we give in to the urge to fight back, we are letting anger control us and cause us to do foolish things.

Explain to the students that since we belong to Jesus, we do not need to find ways to get even. Rather, we

should all the more freely forgive if we desire God's forgiveness (Mt 6:14-15; 18:35; Mk 11:25-26). God will take care of the injustices we face.

This takes trust in God, and it also takes some self-control. Sometimes, the students may wonder why a bad person isn't getting punished and want to take the situation into their own hands. Assure them that God is just and will repay everyone according to what they have done. They should not worry because God has His own timing.

Ask the students if they have ever been in a situation where someone has wronged them (for example, someone took their candy, pushed them, took their place in line, etc.) and how they reacted. Ask them if there was a better way to handle the situation. The next time someone hurts them and they are tempted to take revenge, encourage them to ask God to calm them down and remember that judgment is the Lord's. Then they can trust in God and thank Him for taking care of the situation in the best way.

VOCABULARY

forgive: to stop being angry at someone who has done something wrong to you

slave: a person owned by someone else, just like a car or house is owned by someone

Pharaoh: the king of Egypt

responsible: to be in charge

blame: fault

wept: cried

famine: a period of time when there is no food to eat

REVIEW

Last week, we learned how Joseph's brothers had to take a second trip to Egypt, because their family had run out of food from the first trip. Joseph had told them they would not be allowed to buy more grain unless they brought Benjamin. Benjamin was very special to Joseph because out of all his brothers, only Benjamin had the same mother. Jacob also loved Benjamin a lot just as he had loved Joseph.

When all the brothers returned to Egypt the second time, they were asked to go to Joseph's house and eat with him. Joseph still remembered the awful thing his brothers had done to him so many years ago. He had to know if his brothers had really changed after all these years. So he came up with one last plan.

Do you know what Joseph did? (He had a special silver cup that he told his servant to put in Benjamin's sack.) Joseph wanted to see what his brothers would do when Benjamin was in trouble.

Just as they left the city, Joseph commanded his servant to go after his brothers. One by one, the servant searched in each sack from the oldest brother to the youngest. At last he came to Benjamin's sack. Oh no! The cup was with Benjamin!

What were the brothers going to do? Their father would be so sad if they came back without their little brother Benjamin. They had no choice: they all had to go back to Joseph's house. Today we will see what happened when the brothers returned to Joseph.

BIBLE STORY

Joseph Wants Benjamin to Be His Slave

Joseph knew about the cup all along, of course. All of this was part of Joseph's plan. He just wanted to see whether his brothers would leave Benjamin behind and return without him. Boys and girls, we are going to find out whether or not they had changed.

When the brothers got back to his house, Joseph was waiting for them. They were very afraid and bowed before him. He pretended to be angry with them and said, "What is this that you have done? Didn't you know that I would find out if you had stolen anything?"

Judah, the fourth oldest, said, "We don't know what to say. How can we prove that we didn't steal the cup? Not only will Benjamin become your slave, all of us will be your slaves."

But Joseph wanted to see how the brothers would act now that their little brother Benjamin was in trouble. Would they leave their little brother and go, as long as they were safe? Had his brothers changed or were they still the same? So he said, "The rest of you can go back home safely to your father—only the one who had the cup will be my slave."

Judah Wants to Take Benjamin's Place

What do you think happened next? Do you think the brothers have changed? [Allow students to respond.] Let's find out.

Now, think back to last week's story. Do you remember that the fourth oldest brother, Judah, promised his father something before they all left for Egypt? Do you remember what it was? [Pause to let the students think.] Judah promised his father that he would be responsible for Benjamin and would look after him.

Even though Joseph seemed angry, Judah knew he had to do something. When Joseph said he wanted Benjamin to be his slave, Judah spoke up. "Please, sir, do not be angry with us, even though you are as powerful as Pharaoh himself. You asked us about our family, and we told you that we have a father who is now very old. Benjamin is the youngest, and he was born when our father was already an old man. Benjamin's older brother died, and our father loves Benjamin very much.

"When you asked us to bring Benjamin down here, my father said that if anything happened to him, he would surely die in his sadness. So now, if we do not bring Benjamin back to my father, he will die. I told my father that I would be responsible for bringing Benjamin home safely. If I do not do as I promised, the blame will be on me for all my life.

"So please, instead of taking Benjamin as your slave, take me."

Judah was the brother who had thought of selling Joseph to the merchants long ago. What a change! Now Joseph could see that Judah loved his younger brother and

was willing to give up his own life and become a slave in Benjamin's place. He knew that the brothers couldn't bear to make their father unhappy again by letting something happen to Benjamin. Joseph knew now that the brothers who had sold him into slavery so long ago had changed. How do you think Joseph felt? [Allow students to express their thoughts.]

Joseph Makes Himself Known

Did Joseph still remember what happened to him all those years ago? (Yes, of course he did.) Joseph knew that God had planned this all along.

Joseph saw that his brothers had changed—they loved Benjamin, and they loved their father. All of this made Joseph very emotional, and he could no longer hold back the tears.

He told all of his servants to leave. Then, in front of his brothers, he wept very loudly and cried in their language, "I am Joseph! Is my father still alive?"

The brothers were so surprised that none of them said anything. They were so frightened they could not say a word! They were afraid that Joseph would hurt them or take revenge on them because they had sold him all those years ago.

Joseph Forgives His Brothers

But Joseph said, "Come close to me. I am Joseph, the one you sold into Egypt. Don't be sad or angry with yourselves for selling me here, because it was all God's plan. He sent me here before you so that you and all of these people wouldn't be killed by famine.

"So it was not you who sent me here, but God. God put me in charge of Pharaoh's entire household and made me the ruler of all Egypt. Now hurry back to Father and tell him that God has made me the ruler of all Egypt. Come back quickly to me and don't wait. You and your children can live here and be near me. I will take care of you here because there are five more years of famine to come. Otherwise, our families might starve to death.

"Now you see that it is really me. Tell Father about everything that has happened to me, and bring him down quickly."

Joseph hugged Benjamin tightly and both of them wept. He then hugged all of his brothers, and all of them wept because they had found each other again. They must have been so happy because Joseph was no longer sad or angry with them. Joseph had forgiven them and God had been with him, protecting him all this time.

Joseph's Brothers Tell Jacob the News

When Pharaoh heard that Joseph's brothers had come, he told Joseph to bring them all down to Egypt. He would give them the best of the land, and they could all live there.

So Joseph gave them carts and donkeys loaded with presents and all the food they needed for their journey back home. Then he sent his brothers away and said, "Don't fight along the way!"

When his brothers got home, they cried out to their father, "Joseph is alive! Joseph is alive! In fact, he is the ruler over all Egypt!"

Jacob was so shocked that he didn't believe them. But when they told him everything Joseph had said to them, and when Jacob saw all of the carts and presents from Egypt, Jacob was so happy! His beloved son Joseph, who he thought had died so long ago, was still alive! He wanted to see Joseph so much. And now he was finally going to get a chance to see him again.

So Jacob's whole family, seventy people in all, traveled to Goshen in the land of Egypt to meet Joseph again. Even though there was a famine, they had plenty to eat.

Conclusion

Did you see how an older brother was willing to take the place of the youngest brother? Can you imagine if someone took your place because you were going to die? Actually, someone did. That someone was Jesus. He died for all the wrong things we have done so that we might go to heaven at the end of our life. If we trust Him, He will watch over us and take care of us always. What a friend! God wants us to forgive others and love others as He loves us.

- Pray to God to have the wisdom and strength to live according to His will.
- Have the faith to entrust all to God: do not allow anger towards others to hurt us, and do not allow our anger to hurt others.
- Remember the price for forgiveness that Jesus had to pay, and emulate His example of forgiveness.

CHECK FOR UNDERSTANDING

1. In whose sack was Joseph's silver cup found? Benjamin's.
2. After the silver cup was found in Benjamin's sack, where did the brothers go? Back to Joseph's house.
3. When the brothers got there, what did Joseph do? He pretended to be angry.
4. How did the brothers feel when they had to go back to Joseph's house? Suggested answers: afraid, nervous, worried, or perhaps guilty if they remembered what they had done to Joseph.
5. What did Joseph say Benjamin had to do? Become his slave.
6. How would Jacob feel if Benjamin did not come home with his brothers? He would feel so sad that he would die of sadness.
7. Why did Joseph plan all of this? He wanted to see if his brothers had changed; he wanted to see what his brothers would do now that their little brother was in trouble and if they would leave Benjamin behind in Egypt.
8. Who spoke up for Benjamin and asked to become the slave in his place? Judah.
9. Why did all of the brothers return home? To tell their father that Joseph was alive and to bring their families to Egypt to live.

MEMORY VERSE PRACTICE

Please reinforce the memory verse every week.
You can practice the memory verse with your students anytime during class.

"Bearing with one another, and forgiving one another." (Colossians 3:13a)

HOMEWORK ANSWER KEY

- | | |
|--|-----------------------|
| 1. B | 2. A |
| 3. B | 4. True |
| 5. False; no one became a slave because Joseph told them who he was. | |
| 6. Joseph, silver | 7. God |
| 8. forgave | 9. five |
| 10. Jesus | 11. Answers may vary. |

SPIRITUAL TEACHING & LIFE APPLICATION

Trust and Obey

We usually can't see what God has planned for us right away, but He gradually shows us what He is doing. There are times when things are difficult and we wonder why things are the way they are. Joseph had been wronged many times and suffered for many years. Despite this, he did not sin against God. When he finally realized God's purpose, he did not hold resentment towards those who had caused his suffering. He attributed his life events to God's greater will for good.

Trust and obey. Entrust everything to God because He knows, loves, and cares for you. He knows what is best, and even though things may be hard, He will gradually show you the right path. It takes faith, obedience, and strength to fully rely on Him. Teach your students to pray to God for wisdom and the strength to obey.

Understanding True Forgiveness

Forgiving does not necessarily mean forgetting what someone has done to wrong you in the past. Forgiving does mean letting go of all the anger and resentment inside. When you forgive, you will not seek revenge or seek to hurt the one who has hurt you. Desiring justice is not wrong, it is natural. Having a sense of justice is natural. Humankind was created in the image of God, and God is a just God. True justice, however, can only come from God and cannot come from us. This requires faith in God.

Jesus paid the ultimate price for the forgiveness of our sins. Any act of forgiveness we do is small in comparison. Nonetheless, God wants us to have faith in Him and trust that He will do the right thing. Teach your students to recall Jesus' sufferings for our reconciliation with God, and to pray for the faith and patience to allow God to work in His own way.

What Is True Forgiveness?

For this class, you can take some time to talk to your students about true forgiveness. Explain to them that we were all bought with a price that Jesus Christ paid in full in flesh.

1. Are you forgiving when you say, "I forgive you, but I will never forget how unkind you have been to me"?
2. Are you forgiving when you are happy that something bad has happened to someone you do not like?
3. Are you forgiving when you want to get even with someone who has pushed or hit you?
4. Are you forgiving when you stop talking to someone who has told lies about you?
5. Are you forgiving when you speak unkindly about a person who does not choose you to be on his or her team?

Point out that the correct answer to all the questions is "no." Explain that to truly forgive we must:

1. Overcome our angry feelings.
2. Not judge or criticize others.
3. Forget about what has been done.
4. Pray for those who have hurt us.

Suggestions for Activities

A major application from this lesson is forgiveness. Talk to the students about what it means to forgive others. Bring bandages and talk about why we use them (to help protect a wound and help it heal). Give each student a bandage and ask them to help others who have been hurt this week.

ACTIVITIES

1

"I Forgive You" Puppet Role-play**Objective:** To understand the importance of forgiveness.**Instructions:** Bring a puppet (Harry) to class to help you perform this skit for the students.**Teacher:** What's wrong, Harry? You look a little angry.

Harry: Hmph, I'm not very happy right now.

Teacher: Well, tell me what happened that made you so unhappy.

Harry: Last night, Billy came over to borrow my new video game. It was brand new, and he broke it, so now it doesn't work anymore.

Teacher: Well that does seem very unfortunate, but I'm sure Billy didn't mean it.

Harry: Well, he did say that it was an accident, and that he was sorry...but I can't forgive him, it was my favorite game, Pokémon!

Teacher: You know, that reminds me of a story in the Bible.

Harry: Pokémon reminds you of a story in the Bible?

Teacher: No, silly, the forgiving part.

Harry: Oh, really?

Teacher: This story was about a young boy. He was very special in his father's eyes.

Harry: Moses was special.

Teacher: True, but this is a story about Joseph, one of the twelve sons of Jacob. Jacob loved his son Joseph so much, do you know what he did? He gave him a coat of many colors, especially for him.

Harry: I bet it was beautiful.

Teacher: It was, and Joseph loved his coat very much. But his eleven other brothers became very jealous. They didn't get a beautiful coat.

Harry: So what did they do?

Teacher: What they did was very cruel. First, they put Joseph in a deep hole and left him to die, but then they decided to sell him to some merchants traveling to Egypt instead.

Harry: I bet Joseph was really angry.

Teacher: He was at first, just like you are angry now, but he also loved God.

Harry: So what happened?

Teacher: Let's ask one of my students if they know. Does anybody want to tell Harry what happened? [Allow students to tell Harry.] Joseph made his home in Egypt and soon became an important person there. One day, God told him in a dream that there would be great famine in the land. Do you know what a famine is?

Harry: I think that is when there is nothing to eat.

Teacher: That's right, and this famine was going to last for seven years.

Harry: Wow! That's a long time. Everyone would starve to death.

Teacher: Yes, but Pharaoh had a plan. He let Joseph get ready for the famine by storing large amounts of food to eat later. So finally, the famine came, and Joseph's brothers ran out of food....

Harry: ...So they tried to get some food from Joseph?

Teacher: Yes, they did.

Harry: But he was still angry and wouldn't give them any. "Get away," he said, "starve to death, go..."

Teacher: Hold on, Harry [hand over mouth], that's not what happened. He forgave them and shared the food because he realized that God had planned the whole thing. Because of his brothers, Joseph went to Egypt and was able to save all of them from starving to death. You see, God knows what is best for us even when we don't, and when we learn to forgive others in our hearts, He can do great things for us.

Harry: I guess Joseph did the right thing by forgiving his brothers. I better forgive Billy, too. Maybe then God will help me win at Pokémon.

Teacher: Well, that's not quite what I meant, but anyway, forgiving Billy is a good start.

Harry: Yeah...he is a good friend.

2**Forgiving Situations****Objective:** To identify situations where we can forgive.

1. Ask the students to come up with ten situations where someone has done wrong to someone else. Examples can be: a sister hitting her brother, a classmate stealing a pencil, someone cutting in line, etc.
2. Ask the students to find the three hardest things to forgive and the three easiest things.
3. Go through each situation and first ask if any of the students have experienced it before. Choose one student to share how they dealt with the situation. Then, ask the class how Joseph might have dealt with the situation.

3**“To Forgive” Acrostic Poem****Objective:** To remind students that it is important to forgive.

Each letter of the word “forgive” forms the start of a line describing the word (e.g., a situation where the students would forgive, what forgiving means to them, where others have forgiven them in the past, a description of Jesus’ mercy, etc). It can be done as a class activity (each student contributes a line), group activity, or individual activity. The finished poems will be written down, embellished, and mounted on the wall.

Forgiving people will help me heal.
Only God can seek true justice.
Real forgiveness is from the heart.
God likes it when I forgive.
I should forgive others even if they did something bad to me.
Vengeance is not something that I should seek.
Even my enemies deserve to be forgiven.

4**Board Game****Objective:** To review what happened when Joseph's brothers traveled to Egypt.

Create a simple board game about the journey Jacob's family made from Israel to Egypt. The students will need to roll a die to advance. Landing on certain squares will require them to answer questions about the lesson or share their thoughts on something. The first student to reach Egypt wins. Penalties can be included by creating spaces that require the students to take steps backwards.

E1 Year 1 Book 2 Lesson 9—Joseph Forgives His Brothers

Homework Assignment

Name: _____ Parent signature: _____ Date: _____

Bible Truths: 1. Holding a grudge hurts us more than others.
2. God wants us to completely forgive others who have done us wrong.

Lesson Objectives: 1. To learn to forgive others.
2. To understand that forgiving others helps us become friends again.

Bible Reading: Please put a checkmark in the space when you complete the reading each day.

Prayer: Please put a checkmark in the space on the days you prayed to God.

	Sun	Mon	Tue	Wed	Thu	Fri	Sat
Bible Reading							
Prayer							

Memory Verse

Please write down this week's memory verse.

(Colossians 3:13a)

What I Learned from the Bible This Week

1. _____
2. _____
3. _____

Homework Assignment

Understanding What You Have Learned

Multiple Choice

1. ____ : Why did the brothers return to Egypt a second time?
 - a. They missed Joseph and wanted to see him again.
 - b. They ran out of food.
 - c. They wanted to bring Benjamin to see Joseph.
2. ____ : Who went down to live in Egypt?
 - a. All of Jacob's family.
 - b. Only Benjamin's family.
 - c. Only Joseph's brothers.
3. ____ : Forgiving means _____.
 - a. Forgetting about what wrong someone has done to you.
 - b. Not being angry about the wrong someone has done to you.
 - c. Wanting to do wrong back to the person who hurt you.

True or False

4. Judah had promised his father that he would keep Benjamin safe. _____
5. Judah became Joseph's slave instead of Benjamin. _____

Fill In the Blank

five	forgave	silver	Jesus	Joseph	God
------	---------	--------	-------	--------	-----

6. _____ asked his servant to put the _____ cup in Benjamin's sack.
7. Joseph knew it was _____ who brought him to Egypt to save many people from starving.
8. Joseph _____ his brothers for what they had done to him. He was no longer angry or upset about what they had done to him.
9. There were _____ more years of famine when they moved down to live in Egypt.
10. God wants us to forgive others because _____ already died to forgive us of our sins.

Life Application

11. Write a short letter to God telling Him how thankful you are that He died on the cross and forgave your sins.

Dear God,

LESSON 10

JOSEPH'S FAMILY GOES TO EGYPT

BEFORE YOU TEACH

Burial Practices

Most ancient burial practices demonstrated some belief in the afterlife. The Egyptians believed that the existence of the soul was linked to the existence of the body, and thus they mummified corpses to preserve them forever. The tomb was filled with items the dead person would need in the world beyond, like food, jewels, and even chariots.

But the burial practices of the Hebrews differed strikingly from the pagan people around them, suggesting a powerfully distinctive belief system. There is no evidence that food or equipment intended for life beyond the grave was ever buried with the corpse. At most, there were some precious adornments the family might have included. Bodies of the dead were not embalmed but buried quickly, on the day of death or within twenty-four hours, with no attempt to preserve them. Surely a body whose destiny was to return to dust had no need for embalming. The embalming of Jacob was an exception. Jacob's family probably allowed this as a sign of courtesy and respect to the Egyptians, in whose land they were living. It is also possible that his body was embalmed because it would have taken days to get his body to the burial site.

It was customary for successive generations to be buried in the family tomb, like Sarah and Abraham, Isaac and Rebekah, and Leah and Jacob. Besides weeping, mourning for the dead included rending one's garments and donning sackcloth. As seen with the example of Jacob's death, the mourning period lasted for as long as seven days.

Jacob's Name

In today's lesson, some of the Bible verses refer to Jacob as Israel. Remember that Jacob's name was changed to Israel after he wrestled with God (Gen 32:22-32). If that reference comes up as the students are reading specific verses, be sure to remind them that they are the same person, and that the name change has significance (i.e., Israel represents the nation). To avoid confusion, Joseph's father will be referred to as Jacob throughout the lesson.

Joseph's Pledge to His Brothers

After Jacob's death, his sons were afraid that Joseph would take revenge for the evil they had committed against him in his youth. So they sent word to him, telling him that before their father's death, he had asked them to tell Joseph that he should forgive his brothers for what they had done to him. Joseph, however, calmed their fears and told them not to worry about the past, adding that it had been God's will for him to save the lives of many. He assured them of his undying love and loyalty, and pledged to sustain them and their families. They were all greatly moved by his words, and their eyes were filled with tears.

BIBLE TEXT

Genesis 46:1-47:12;
47:28-31; 49:29-50:26

BIBLE TRUTH

Those who care for their families please God.

LESSON OBJECTIVES

1. To love our family and care for them through concrete actions.
2. To understand that God has a purpose for my life.

MEMORY VERSE

"Honor your father and mother."

(Ephesians 6:2a)

PRAYER

In the name of the Lord Jesus Christ, we pray. Lord, we thank You for giving us our wonderful families to take care of us and love us. Please help us to be obedient to our parents and kind to our brothers and sisters. We know that You have given us our families and want us to love and care for them. May Your Spirit guide us as we learn about how Joseph cared for his family. Hallelujah! Amen.

UNDERSTANDING YOUR STUDENTS

If your students are like most people, it is much more difficult for them to be kind to their family members than to others. This could be due to the amount of time that family members spend with one another and the fact that we know our family members so well. But as comfortable as we are around them, our family members are the people closest to us and often the ones who love us the most. Help the students understand that God has given us our families and that they are very special. God especially instituted families from the very beginning with Adam and Eve.

Ask the students for suggestions on how to make their families happier. God has commanded us to honor our parents and has promised that we will be blessed if we do. Ask the students what it means to honor. Oftentimes, to honor our parents is to obey our parents. However,

obedience must be rooted in respect and love from the heart. Not only did Joseph obey his father, he also brought his father to Egypt and gave him the best of the land to live in. He wept for a long time when he saw his beloved father. Honoring our parents includes doing actions outwardly, but these must come from the heart.

Conflicts with siblings are, of course, inevitable. As with Joseph's example, forgiveness plays a big part in our relationships with our siblings. No one can guarantee that they will never fight with their siblings; therefore, the act of forgiveness is very important. Ask the students to share a time when they fought with a sibling and forgave. Let them express how they felt after they forgave. We can help the students understand how special our families are and how to better cherish them.

VOCABULARY

sacrifice: a gift to God; something special you give up; in old Biblical times, this was usually an animal burnt for God to make a pleasing smell

worship: to pay respect or pray to God

vision: an image that isn't actually there, like a dream

comforted: to make someone who is sad feel better

REVIEW

Last week, we learned about Joseph's plan to find out if his brothers had changed. We learned about how Joseph tested his brothers one last time. Joseph asked his servant to hide a silver cup in Benjamin's sack so that he would be in trouble. What punishment did Joseph ask for the thief? (The thief would be made his slave as punishment.) Who was going to become his slave in return for stealing the cup? (Benjamin.) Who asked to take Benjamin's place and be the slave instead? (Judah, the brother who had come up with the idea to sell Joseph in the first place.)

When Joseph saw how his brothers loved Benjamin and their father, he knew they had changed. Joseph knew that it was God who had brought him to Egypt to save them all from starvation, so he wasn't angry with his brothers. How wonderful!

After Joseph saw how much his brothers cared for Benjamin and their father, he told them that he was Joseph, their little brother. Joseph asked them to move to Egypt where there was plenty of food and where Joseph could take care of them. So they headed home to bring their father and the rest of their families back to Egypt. How many people are in your family? Can you guess how many people were in Joseph's family? [Allow students to guess.] Joseph had a big family. There were seventy people in his family! It would have been a big task to look after them all, but Joseph loved them and wanted to take care of them all.

BIBLE STORY

Introduction

Before we start with today's story, we're going to do a little brainstorming. Who knows what brainstorming means? That's right! We're going to come up with lots and lots of ideas, so put your thinking caps on and be ready to share your ideas. [Write answers on the board as the students contribute.] We're going to talk about love. What does love mean? Who do you love? Who does God want you to love? (Within their answers there will be mention of family members.) How do you show you love someone? What do you do when you love someone? What don't you do when you love someone? [Write the answers down in columns and use this discussion to smoothly transition into this week's Bible story.]

God Speaks to Jacob

Joseph loved his family very much, so he cared for his great, big family. The brothers went home as Joseph had asked, and together with Jacob and their families, they started their journey to Egypt. Jacob was now an old, old man who had lived most of his life at home in Canaan. How do you think Jacob felt about leaving his home for a country he had never been to before? [Allow students to respond.] He probably felt unsure and maybe a bit nervous, but also happy because he was going to see Joseph again. Also, he knew his family would be taken care of. On the way, they stopped at a place called Beersheba where they camped for the night. There, Jacob offered sacrifices to God. In the old times of the Bible, instead of coming to church, people who believed in God would kill and burn animals to make a beautiful smell when they worshiped God. That's what Jacob's sacrifices were. God saw and heard Jacob. Something very special happened that night. Let us turn to Genesis 46:2-4 in our Bibles to read what happened. [Read with students.] How marvelous! God knew Jacob was worried about going to Egypt and knew how sad he had been without Joseph for all those years. Not only was he going to see Joseph again, but Joseph would be beside him when he died.

Jacob was greatly comforted by what God told him. Jacob knew that God was with him so he was no longer sad, and he was no longer afraid even though he had never been to Egypt before. He knew that this was something God had planned for him and his family. Jacob's great, big family traveled in the carts Pharaoh had given them. They didn't have cars like we do now. The women and children sat in the carts. Imagine how slow the journey must have been! They dirt roads back then were very rough and dusty. It was also probably hot during the day and cold at night! Sometimes, they might have had to deal with wind gusts and sandstorms. But they still traveled on. Because they didn't have maps, someone had to show them the way there. Judah was sent ahead of the group to point the way to Goshen, the place in Egypt where they

would be staying. They would be living in Egypt, but apart from the Egyptians. Joseph, too, traveled to Goshen to meet his father. At last, the whole family arrived.

Joseph and His Father Meet

When Joseph saw his father, he threw his arms around him and wept for a long time. Jacob and his son, who he had thought was dead, met again. They were so happy to see each other that they cried and cried as they hugged each other. What's the longest time you have been away from your mother or father? [Ask for some answers.] Joseph and Jacob had not seen each other for years and years so it was a very happy time for them.

Jacob Dies

Joseph took care of his family and gave them the best of the land. They lived together and their families grew bigger and bigger. Jacob and his family stayed in Goshen for a long time. After seventeen years of living there, Jacob had become very old, and he was dying. He called for Joseph and told him, "Promise me this: Do not bury me in Egypt after I die, but carry me back to my home where my fathers are buried."

Joseph promised, "I will do as you say."

After this, Jacob called for all of his sons and blessed them. After blessing every one of them, he breathed his last breath.

Joseph threw himself on his father and wept over him and kissed him. His family and the Egyptians cried for a long time for Jacob. Then Joseph asked Pharaoh if he could go back and bury his father in Canaan, his homeland. Pharaoh agreed. A very large group of people, including all of Joseph's family and many of Pharaoh's men, went up to Canaan to bury Jacob. They mourned for seven whole days.

Joseph Has Completely Forgiven

When Joseph's brothers saw that their father was dead, they became frightened. They thought, "What if Joseph is still angry at us for what we did, and he was just waiting for our father to die to get even?" Then they sent a message to Joseph, saying, "Please forgive us for what we have done against you."

Can you guess what Joseph did? Raise your right hand if you think Joseph was still angry with his brothers. Raise your left hand if you think Joseph had forgiven them. [Allow students to think.] Let's see what happened.

When Joseph received the message, he wept. His brothers came and fell down before him, worried and afraid. They bowed to Joseph, saying, "We are your servants."

But Joseph had already forgiven them long ago. He wasn't angry. He loved his brothers. He spoke kind words to them, saying, "Don't be afraid. Am I in the place of

God? You planned to harm me, but God planned to send me here so that many lives could be saved. So don't be afraid. I will take care of you and your children." Joseph spoke comforting words so his brothers were no longer afraid or worried. Joseph could say these things because he loved his brothers and his father, and therefore he did what Jacob would have wanted him to do. More importantly, he showed his love for God by understanding that it was God's plan for all these things to happen.

Joseph Dies

Joseph and his family stayed in Egypt for a long time. He lived to be an old man—one hundred and ten years old. The time came when he was going to die. So Joseph called his family and said to them, "I am about to die, but one day God will bring you back to our homeland, the land He promised to Abraham, Isaac, and Jacob. But when you go back, you must bring back my bones to that place."

Joseph breathed his last and lay in Egypt until the time

came for the Israelites to go home.

The Life of Joseph

In the life and story of Joseph, we see the value of a person who was:

- a. centered in faith and trusted in God;
- b. devoted to serving God and man with honor and dependability;
- c. unwilling to be deterred by the hatred, betrayal, and forgetfulness of others;
- d. willing to forgive the wrongs committed by others;
- e. able to see the big picture: God's wonderful workings in the events of man.

May Joseph's life story serve to inspire us to develop our character to be like his, "an example to the believers in word, in conduct, in love, in spirit, in faith, in purity" (1 Tim 4:12).

CHECK FOR UNDERSTANDING

1. **While Jacob was on the way to Egypt, he stopped at a place called Beersheba. What happened there?** Jacob offered sacrifices and God spoke to him in a vision.
2. **What did Jacob do to his sons before he died?** He blessed all of them.
3. **Where did Joseph take his father to be buried?** His homeland in Canaan.
4. **Why were Joseph's brothers afraid after their father died?** They were afraid that Joseph was still angry, and that he was going to get even with them.
5. **What did Joseph say to his brothers when they wanted to become his slaves?** He told them not to be afraid; God had planned for him to come to Egypt to save many lives; he would take care of them and their children.
6. **How did Joseph show his love and care toward his family? How can we do this today?** He gave them grain as the famine continued in Egypt and he took care of them.
7. **Think of certain times when it is hard to be nice to our family members. The next time we find it hard to be nice to our family members, how can we be more like Joseph?** Answers may vary.

MEMORY VERSE PRACTICE

Please reinforce the memory verse every week.
You can practice the memory verse with your students anytime during class.

"Honor your father and mother." (Ephesians 6:2a)

SPIRITUAL TEACHING & LIFE APPLICATION

Love and Cherish Our Family

Joseph demonstrated his love for his family time and again by looking after them in Egypt, forgiving his brothers, and respecting the wishes of his father. Joseph could have easily taken advantage of the opportunity that Jacob's death brought. He no longer had a father to give account to, he was powerful in Egypt, and he had reason to exact revenge. His actions stemmed from love, forgiveness, and His fear of God. In his dying days, he acknowledged the promise made to Abraham, Isaac, and Jacob. In doing so, he recognized that his brothers and their families were part of this plan.

Your family members are people upon whom you can depend. If you are hungry, they feed you. If you are sick, they help and care for you! They are the ones who help you build up your confidence. Without their love and support, life would be tough. Make sure you never lose your love for your family members. Keep them close to your heart! Families are one of our most precious possessions. Never take them for granted. Treasure your time with them.

The Top 5 Things You Can Do for Your Family Members!

- Tell Them – Tell your family members that you love them and tell them how much they mean to you.
- Show Them – Show them that you are thinking about them—give them a big hug every day or do something for them in your own special way (e.g., make a special present for your parents, siblings, grandparents, etc., on their birthday).
- Cherish Them – Cherish them every day for the rest of your days.
- Obey Them – Obey and honor your parents. This is a commandment with a promise that we will live long.
- Pray for Them – Remember them in your prayers!

God Has a Purpose for My Life!

Does my life have a purpose? Am I meaningful or is my life meaningless? Is there a reason why I am here? According to the teachings of God, God has a purpose for your life!

“For I know the thoughts that I think toward you, says the LORD, thoughts of peace and not of evil, to give you a future and a hope” (Jer 29:11). This is a beautiful verse with a hope. In answer to all the questions of purpose, uncertainty, and doubt, God lovingly proclaims to us all that we have a purpose, and that purpose is a prosperous one sustained and directed by God Himself if we follow Him.

On several occasions, Joseph acknowledged God's hand in the events of his life. He knew that despite his glory in Egypt, God had a higher purpose. He did not ask to be buried in Egypt, where he was a leader and viewed as a hero for saving the lives of the Egyptians. Rather, he asked to be taken out, when God's time came, to the Promised Land.

Teach your students that, like Joseph, each of them has a small but significant role to play in God's plan for salvation. That role begins with obedience to the word of God through loving Him and others. Their recognition and achievements in this life will be nothing when life ends. The journey they take and the decisions they make must reflect their knowledge that their home is not here on earth. What they do, say and think should conform to what is pleasing in the eyes of God. If they get stuck, tell them to ask themselves, “What would Jesus do?”

ACTIVITIES

1

The Best Things

Objective: To understand the importance of family.

Instructions

Have the students sit in a circle and let each one tell the best thing about their families. The teacher may start the sharing. After the sharing, lead a prayer thanking God for all of our families.

Variations

The teacher can choose to vary the sharing by discussing any of the topics below.

- Their most embarrassing moment
- The funniest thing that happened to them or their family
- Answers to a prayer
- The time they were most frightened
- The thing they're most thankful for
- Something that seemed bad at first but turned out to be good.

After talking about a memorable moment that happened to their family, ask the students to draw a picture to capture that moment and make a picture frame (or bring in a real one) to frame it.

2

Surprise Day**Objectives:** To understand the importance of family and to give the students an opportunity to help their family.

Help the students plan a "Surprise Day" for their families. Each student can think of something nice they can do for each person in their family. They shouldn't let their family know that they're the helpers. After they have surprised their family, they can tell them that they were helping God by helping them.

Students can write down how they are going to help and list the things they will need in order to carry out their task. Help the students by considering things they may not have thought and by helping them plan their ideas.

3

Love's Shadow**Objective:** To understand the importance of family.**Materials**

- Overhead projector (or some other bright source of light which will produce a clear shadow when lit). If an ordinary projector is used, take care that the light is not too bright in the students' eyes.
- 2 contrasting colored pieces of paper that are light enough to be written on
- Sticky tape
- Pencil
- Scissors
- Glue
- Thick black marker

Instructions

1. Stick a piece of colored (or white) paper on the wall and position the seated student between the light and the paper. The student should be seated facing the light. Adjust the student or the projector until the student's head sufficiently fills the paper.
2. Have another student trace the student's silhouette onto the paper, making sure that the penciled line goes all the way to the bottom edge of the paper.
3. Cut out the silhouette and paste either the silhouette or its inverse onto the contrasting piece of paper.
4. Within the silhouette, have students write what they like about their families using the marker.
5. Outside the silhouette, have students write what positive things they do, or can do for their families (i.e., their actions towards their families).
6. During the activity, encourage sharing and discussion among the students.
7. While students are waiting for their silhouette to be traced, they can brainstorm what they will include on their paper.

HOMEWORK ANSWER KEY

1. B
2. B
3. A
4. They traveled to Egypt in carts.
5. Joseph was 110 years old when he died.
6. Goshen
7. He wept for a long time when he saw Jacob; he looked after all their families and gave them the best land in Egypt; he carried out the promise of burying his father in Canaan; and he forgave his brothers and did not take Jacob's death as a time for him to get even.
8. False; Jacob was buried in Canaan.
9. False; he had forgiven his brothers, and he only wanted to take care of them.
10. Answers may vary.
11. Answers may vary.

E1 Year 1 Book 2 Lesson 10—Joseph's Family Goes to Egypt

Homework Assignment

Name: _____ Parent signature: _____ Date: _____

Bible Truth: Those who care for their families please God.**Lesson Objectives:** 1. To love our family and care for them through concrete actions.
2. To understand that God has a purpose for my life.**Bible Reading:** Please put a checkmark in the space when you complete the reading each day.**Prayer:** Please put a checkmark in the space on the days you prayed to God.

	Sun	Mon	Tue	Wed	Thu	Fri	Sat
Bible Reading							
Prayer							

Memory Verse

Please write down this week's memory verse.

(Ephesians 6:2a)

What I Learned from the Bible This Week

1. _____
2. _____
3. _____

Homework Assignment

Understanding What You Have Learned

Multiple Choice

1. ____ : How many people were in Joseph's family when they came to live in Egypt?
 - a. Fifty
 - b. Seventy
 - c. Eighty

2. ____ : Jacob stopped at a place to offer sacrifices to God before arriving in Egypt. God also appeared to him there. Where was this place?
 - a. Bethel
 - b. Beersheba
 - c. Canaan

3. ____ : Who pointed the way to Goshen?
 - a. Judah
 - b. Jacob
 - c. Reuben

Short Answer

4. How did Jacob's family travel to Egypt? _____
5. How old was Joseph when he died? _____
6. What was the name of the place in Egypt where Jacob's family settled? _____
7. How do we know Joseph loved his family? Give two reasons.

True or False

8. Jacob was buried in Egypt. _____
9. Joseph planned on getting even with his brothers after his father died. _____

Life Application

10. What are three things you can do to show your love to your family?

11. Is there anyone in your family you are angry with right now? Who? Why? What can you do to show that you love them and forgive them?

LESSON 11

THE BABY MOSES

BEFORE YOU TEACH

Between Genesis and Exodus

The timespan between the death of Joseph and the death of Moses was about 300 years, or a total of 430 years from Jacob's migration to Egypt until the Exodus. During that time, the number of Israelites had grown from the seventy that left Canaan to approximately three million. For seventy people to reach this number in 430 years, it would be necessary for the population to double about every twenty-five years, which is possible.

After the death of Joseph, a change of dynasty made the Israelites a race of slaves. The new Pharaoh was afraid the Israelites were becoming so numerous that they would join Egypt's enemies in war and drive the Egyptians out, so he made them slaves and oppressed them to kill their spirit and stop their growth.

Slavery

Slavery was an ancient practice used by almost all nations to employ conquered people and other captives. Most likely, the great pyramids of Egypt were built with slave labor. Although Israel was not a conquered nation, the people were foreigners and thus lacked the rights of native Egyptians. There were different levels of slavery in Egypt. Some slaves worked long hours in mud pits while others were skilled carpenters, jewelers, and craftsmen. Regardless of their skill or level, all slaves were watched closely by ruthless slave masters, supervisors whose main assignment was to keep the slaves working as fast as possible.

The Papyrus Basket

Egyptian river boats were made with papyrus reeds and waterproofed with tar. The reeds, which grew as tall as sixteen feet, could be gathered in swampy areas along the Nile. Thus, a small basket hidden among the reeds would have been well-insulated from the weather and difficult to see.

BIBLE TEXT

Exodus 1:1–2:10

BIBLE TRUTH

God always helps us in times of trouble and gives us peace and strength to face all our fears.

LESSON OBJECTIVES

1. To face our fears with God's help when dealing with difficult problems in life.
2. To trust that with God, all things are possible.
3. To know that God will provide a way out if we rely on Him.

MEMORY VERSE

"Be of good courage, and He will strengthen your heart."

(Psalm 31:24)

PRAYER

In the name of the Lord Jesus Christ, we pray. Lord, we thank You for giving us our loving families to take care of us and teach us the word of God. Please help us to be obedient to our parents and kind to our brothers and sisters. We know that you have given us our families, and want us to love and care for them. May Your Spirit guide us as we learn about how Moses' sister cared for him. Hallelujah! Amen.

UNDERSTANDING YOUR STUDENTS

At this age, your students may have a difficult time dealing with unexpected difficulties. Instead of figuring out a way to solve the problem, they might run from the problem and become lost. After Moses' mother put him into the river, Miriam stayed to watch over him. She saw that Pharaoh's daughter had discovered Moses. She quickly took the initiative to suggest a nurse (her mother) who could care for the baby.

The Bible doesn't say whether Miriam was afraid to approach the Egyptian princess, or whether the princess was suspicious of the Hebrew girl. But Miriam did approach her, and the princess sought the services of Miriam and her mother. Their family was thus reunited.

Special opportunities may come our way unexpectedly. Emphasize to your students not to let the fear of what

might happen or what has happened cause them to miss an opportunity. We should be alert for the opportunities that God gives us, and take full advantage of them.

Moses' mother was reunited with her baby! God used her courageous act of saving and hiding her baby to begin His plan to rescue His people from Egypt. Tell the students that God doesn't need much from us to accomplish His plan for our lives. Focusing on our predicament may paralyze us because the situation may appear humanly impossible. But relying on God and His power will help us see the way out. Right now we may feel unable to see through our troubles. Focus instead on God, and trust Him to lead us out. That is all He needs to begin His work in us.

VOCABULARY

Pharaoh: the king of Egypt

force: to make someone do something they don't want to do

ruthless: having or showing no pity or mercy

command: to order someone to do something

midwife: a person who helps women in childbirth

refuge: protection from something harmful

REVIEW

Do you remember what we learned last week? That's right—Joseph and his family came to Egypt. There, Jacob passed away and Joseph brought him back to Canaan to bury him. After Jacob died, the brothers were all very afraid of Joseph. Why do you think his brothers were afraid of him? [Have students turn to their neighbor to share their answer.] The brothers were afraid because they thought that Joseph was probably going to get even with them for what they had done to him. Joseph was a powerful man in Egypt and now their father was dead. But what did Joseph do instead? [Encourage students to respond.] He forgave his brothers and said that he would take care of them and their children. Soon, Joseph grew old and passed away, too. Jacob's family stayed in Egypt for a long time after that, and the number of people grew and grew until they became a great nation.

BIBLE STORY

A New Pharaoh

Soon, the Pharaoh who Joseph had served also passed away. A new Pharaoh who didn't know anything about what Joseph had done for Egypt now came to power. He didn't know how God had worked with Joseph so that he could interpret dreams, or how Joseph had helped save many people from famine.

The new Pharaoh didn't like the Israelites. (The Israelites were also called Hebrews.) The new Pharaoh was afraid of how many Israelites there were. He thought that one day they might join another country and fight the Egyptians to drive them out of the land. How do you think

this Pharaoh planned on dealing with the Israelites? Raise your hand to share if you have any ideas. [Write down students' ideas on the board, and then tell them what Pharaoh actually did.] Pharaoh ended up making the Israelites work very hard and had slave masters watch over them. The Israelites were forced to make bricks and work in the fields. It was hard work for the Israelites, and they were mistreated in harsh ways.

The Plan to Kill All the Baby Boys

Making the Israelites work hard and treating them cruelly was not enough for Pharaoh. He thought of an evil plan to

stop the growing number of Israelites. Can anyone guess what he was planning on doing? What terrible things did Pharaoh have in mind for the Israelites? [Have students guess what cruel punishments Pharaoh could have had in mind and share them on the board.] Guess what? He planned to kill all of their baby boys. What a terrible thing to do! Hands up if you have a baby brother or sister, or cousin. Hands up if you can think of someone you know who has just had a new baby. Perhaps it's an aunt or uncle in church, or a family friend. Can you imagine just how sad the Israelites must have felt? And just how was Pharaoh going to carry out his plan? Let us have a look at Exodus 1:15-16 and we'll read aloud together. In those days, they didn't have hospitals like we have today. They had women called midwives who would come to help women who were about to have their baby. Pharaoh commanded all of the midwives to kill all the baby boys as soon as they were born.

But the midwives knew that killing babies was wrong in the sight of God. Even though they would get in trouble for not doing what Pharaoh commanded, they didn't kill the baby boys. When Pharaoh realized that there were still Hebrew baby boys living, he called the midwives to him. He asked them, "Why have you done this? Why have you let the Hebrew boys live?"

The midwives answered him, "The Hebrew women are very strong and they give birth before we get there." So Pharaoh could do nothing. God was pleased when He saw that the midwives did what was right and blessed their families. Pharaoh saw that his plan wasn't working. He had to come up with something else. He commanded all of his people, "Every Hebrew boy that is born must be thrown into the Nile River. The girls can live."

A Baby in a Basket

At that time, there was a Levite man who married a Levite woman and she gave birth to a child. It was a beautiful baby boy, and his parents loved him very much. But they remembered what Pharaoh had commanded—they had to throw him into the river. Moses' mother refused to do this and instead hid him for three months. The baby grew bigger and bigger, and his cries grew louder and louder. Moses became so big that his parents could not hide him anymore, so she made a waterproof basket for him. Then Moses' mother put him in it and left the basket near the side of the river among some plants. Imagine just how sad Moses' mother must have been. Imagine what she might have been thinking. What was going to happen to baby Moses? Perhaps no one would find him and he would eventually die; or perhaps a crocodile in the Nile would find him for a tasty meal; perhaps an Egyptian would find him and do as the Pharaoh had commanded and throw baby Moses into the Nile. However, God saw that Moses was a beautiful baby and He had special plans for him.

We'll soon see how God was going to protect Moses. Moses' sister, called Miriam, followed her mother, and

when her mother left, she stayed to watch baby Moses. She didn't want her baby brother to get hurt. She wanted to be there with him for as long as she could.

Miriam stood far away, watching. Soon, an Egyptian woman came with some servants to take a bath in the river. Can anyone guess who it was? It was Pharaoh's daughter! As she was walking along the side of the river, she saw the basket. She asked her maid to get it, then opened the basket and found Moses.

"This is one of the Hebrew babies," she said.

Moses was crying all alone, and Pharaoh's daughter felt sorry for him. She decided become his mother. But who was going to help her take care of him?

Mother and Son Brought Back Together

Miriam saw all this from far away. She was just one of the Hebrews, a mere slave, but she knew that this was her one and only chance. She had to do this even if she was afraid. She gathered up her courage and went to Pharaoh's daughter. Miriam asked her, "Do you need someone to help you take care of the baby until he gets older? I can find someone for you."

Without questioning her, Pharaoh's daughter said, "Yes, go and find someone."

Miriam was so happy that Pharaoh's daughter agreed! Do you know who Miriam went to find? Her own mother! Pharaoh's daughter unknowingly gave Moses back to his own mother and said, "Please take care of this baby until he grows older, and I will pay you."

So Moses was reunited with his mother! She had thought that she would never see him again, but now God had given him back to her. She took care of Moses until he grew up, and soon, he had to be given to Pharaoh's daughter. That day came and he became the son of Pharaoh's daughter. Pharaoh's daughter gave him the name Moses, which means "drawing out," because she drew him out of the water and saved him. God's protection is always there even when we don't know it! Isn't this marvelous? Miriam and her mother must have been so sad when they thought that baby Moses was going to die. However, God gave them courage, strength and peace in this most difficult time, and delivered Moses from evil. We have to remember that God is our refuge and strength, as our memory verse tells us (Ps 46:1a). This week, everyone should spend some time in prayer thanking God for His protection. Remember, the Lord Jesus can give us peace in our hearts and strength to face all of our fears.

CHECK FOR UNDERSTANDING

1. **What happened when the new Pharaoh came to power?** He made the Israelites slaves.
2. **Why did Pharaoh make the Israelites work so hard as slaves?** He was afraid that they would join with another country and fight the Egyptians.
3. **What was the first plan Pharaoh came up with to stop the growing number of Israelites?** He told the Hebrew midwives to kill all the Hebrew boys that were born.
4. **What did the midwives do instead?** They refused to kill the Hebrew boys, saying that the Hebrew women gave birth before they came to them.
5. **When the midwives refused to kill the boys, what did Pharaoh do?** He commanded that all the baby boys be thrown into the Nile River.
6. **Who found Moses and decided to become his mother?** Pharaoh's daughter.
7. **How did God show His protection to baby Moses?** God showed His protection by arranging Pharaoh's daughter to discover baby Moses in the water and also by having Moses' own mother take care of him when he was young.
8. **When do we feel afraid? How can we be more courageous like Moses' mother or Miriam?** Answers may vary.

MEMORY VERSE PRACTICE

Please reinforce the memory verse every week.
You can practice the memory verse with your students anytime during class.

"Be of good courage, and He will strengthen your heart." (Psalm 31:24)

SPIRITUAL TEACHING & LIFE APPLICATION

1. God will provide a way out if we rely on Him.

Pray to God and ask Him to bring us through trials and problems.

2. Opportunities come from God, sometimes in the form of trials.

Because Moses was found by Pharaoh's daughter, he was "learned in all the wisdom of the Egyptians" (Acts 7:22). He was equipped and became an instrument of God to lead the Israelites out of Egypt.

Pray to God to give us opportunities, and to show us what to do with the opportunities that arise. Pray to God and ask Him to show us what He wants us to learn from our trials and problems.

3. Moses' mother and sister both found courage and took the opportunities that God provided.

Moses' mother hid Moses for three months despite Pharaoh's command because she saw that he was beautiful. Miriam, even though she was a Hebrew, found courage to speak to Pharaoh's daughter.

Find courage and take the opportunities that God provides. If anyone lacks courage, they should pray with faith and the glory of God will be manifested.

[Teacher: Read the following testimony to the students and answer the questions that follow.]

Testimony

Sew Chan Lee—Singapore

LIVING IN DARKNESS

It all seems so far away now, almost an unbelievable bad dream. My eyesight started to deteriorate when I was in my mid-twenties, and by 2006, I was totally dependent on other people's assistance in my daily life. I chafed at my helplessness. Enveloped by a despair that I could not shake off, I often felt that life was meaningless. Worse, I became demon-possessed. It was truly and literally a time of darkness.

Pained by my suffering, one of my brothers suggested that I seek the help of the church he attended—the True Jesus Church—to drive out the demon from me. I was so tired of living in my shell of a life that I was willing to try anything. But when I came to church, I came with sorrow in my heart. I also felt so useless because I needed the assistance of our brothers and sisters to bring me to church.

FINDING THE LIGHT

Miraculously, through all the prayers of brothers and sisters in Christ, as well as the laying of hands of preachers and deacons, the devil left my body just two weeks after I came to church in August 2006. Approximately two months later, God granted me the precious Holy Spirit. Thank God, I was baptized into the church on November 26, 2006.

I resolved to myself: "Since I have this precious opportunity to come to church, I must pay attention with all my heart, to know the truth and to understand the Bible better." In this way, I prepared myself to go to church every Wednesday, Friday and Saturday. I was determined to learn God's word in order to change and truly become a new creation. By listening attentively to sermons and through the guidance of the Holy Spirit, I came to understand the Bible better. The word of God was like a light—shining and bringing joy into my heart. Moreover, I learned to trust in God and rely on Him in my life. I tell Him all my sorrows in my daily prayer and ask Him to lead me in all things.

About one year after my baptism, I realized that the sorrow and emptiness in my heart had been replaced with happiness, peace and contentment! My bad dream had turned into a marvelous new life in Christ. When my other brother saw the miracle that had happened to me in the True Jesus Church, he left his old church and came to the true church to "have a look". After careful observation, he was convinced that the truth and the works of God abided in our church; and, after a year, he was baptized into the True Jesus Church.

The downpour of the Lord's abundant grace did not just stop at me and my brothers. It was soon my son's turn to see the light. Given my poor eyesight, my son took it upon himself to pick me up after service and take me home. Since he had to come to church anyway, he decided to come earlier and listen to the sermons. Convinced that there was truly a living God in the True Jesus Church, he was baptized in 2010.

BRINGING THE LIGHT TO OTHERS

Having tasted such wondrous joy and contentment, and seeing the grace on my family, I then resolved to redouble my efforts to pray for my parents and their salvation.

My mother was a Buddhist and my father an atheist. One day, I was talking to one of my brothers about how to preach to our parents. But my brother was skeptical, "How can you preach to an atheist? You will never convince him! You'd probably have to wait for the day that he has an incurable disease." Despite his words, I was not deterred and decided to put in more effort to pray for our father. So, in January 2011, I began to fast and pray for my family every Monday morning.

In June 2011, I returned to Malaysia to attend my mother-in-law's funeral service. During the funeral, I preached to my father. My father's response was unbelievable—he told the rest of my family that he wanted to go to church. The whole family just couldn't believe their ears. When I heard his words, I literally jumped for joy!

I informed the local church and very soon after my conversation with him, various Malaysian preachers began visiting my father. In July 2011, he finally stepped into the True Jesus Church.

On just his second visit to our church, my father saw a vision of Jesus Christ in a bright robe. When he went home that day, he joyfully told my mother that there is indeed a living God in the True Jesus Church. This incident motivated my brother and me to intensify our preaching to our mother. However, she was a tougher nut to crack—she firmly refused to give up Buddhism.

One day in August 2011, my father was driving his motorcycle along a very narrow road that could only accommodate one vehicle at a time. So when he saw a car coming towards him, my father immediately swerved to the left to avoid the car. To his horror, he suddenly realized that he was about to roll down a very deep ravine. At that moment, he felt a strong force pushing his right arm, which caused him to swerve the motorcycle back onto the road, thus saving his life. When he returned home, he told my mother about his close shave with death.

After that incident, my brother and I continued to share many testimonies with our mother. Finally, in September 2011, my mother suddenly announced that she wanted to go to church. Seeing the grace of God upon my father and hearing us continually share God's word had finally changed my mother's mind and motivated her to believe in Christ.

By October 2011, all the idols in my parents' house were taken away. When my father asked to be baptized, the church persuaded my mother to be baptized at the same time. Thank God, in November 2011, both my parents were baptized into Christ. I am now continuing to pray for my parents to receive the Lord's promised Holy Spirit.

NOTHING IS IMPOSSIBLE WITH GOD

Through this personal experience, I have learned precious lessons of patience and trust. All things are possible with our Almighty God. He changes a nightmare of existence into a beautiful and meaningful life.

Moreover, our loving heavenly Father is not willing for anyone to perish—so even the most stubborn of our loved ones can come to believe in Jesus Christ if we persistently rely on God and ask for His guidance. Praise Him for all His goodness. Amen!

Discussion Questions

1. From this testimony, what happened to the demons after the church members and ministers had offered all those prayers for this brother? (The demon was cast out.)
2. The brother discovered that he felt a big difference in his life after knowing. What did he discover? (He discovered that the sorrow and emptiness in his heart had been replaced with happiness, peace, and contentment!)
3. How did the brother's own brother decide to get baptized? (He saw how God had healed and changed his brother. He was also convinced that the truth and the works of God abided in the True Jesus Church.)
4. The brother decided to rely and trust in God to help his parents come to know God. What did he do to show that he had faith? (He fasted and prayed for his parents every Monday morning.)
5. How did God turn something impossible to possible? (God changed his parents' hearts and they decided to be baptized after seeking the truth and knowing the true God.)

God is truly worthy of our praise. He will provide a way out for us even if it seems impossible. But we must take the courage to pray and ask God in faith to help us.

ACTIVITIES

1

Switcheroo**Objective:** To allow students to teach the story of "The Baby Moses."

- Students may use the Bible story below as reference.
- Encourage the other students to treat them as real teachers and ask questions.
- You may want to break up the story into sections and let the students be in charge of different parts.

Miriam Helps Baby Moses

Miriam had a job to do. She had to keep her baby brother quiet.
If people heard the baby, they might tell the king.
The king did not want any Hebrew boys to live.

Miriam and her family were Hebrews.
The Hebrew people were God's people.

Mother had fixed a basket bed.
It was like a little boat.
Mother put the baby in it.

Mother and Miriam took the baby to the river.
They put the little basket boat in the water.
Mother told Miriam, "Please watch the baby.
Let me know if anyone finds him."

Soon Miriam saw someone.
It was the princess.
Her father was the king of Egypt!

"What is that in the water?" the princess asked her helpers.
Her maid brought the basket.

The princess opened the basket.
The baby began to cry.
"What a beautiful Hebrew baby," said the princess.

Miriam ran from her hiding place.
She bravely asked the princess, "Shall I get someone to take care of the baby?"
"Yes," said the princess.

Miriam ran to get her mother.
The princess told Miriam's mother, "Take care of this baby. I will call him 'Moses.'"

God kept Moses safe.
Miriam did her part to help.

2

"Little Baby Moses Floats Upon the Water"**Objective:** To review the contents of the story.

This is a rhyme with hand motions. Go through the rhyme and actions once for the students, then ask them to try to do the rhyme and actions with you.

Sleep little baby, floating on the river.	<i>(Make a boat by locking arms; move back and forth.)</i>
Here's your little blankie; Don't want you to shiver.	<i>(Hold yourself and pretend to shiver.)</i>
Don't be afraid; God is watching over you.	<i>(Place hands above eyes and look out.)</i>
He will always help you, in everything you do.	<i>(Hold hands out to side.)</i>
Little baby Moses floats upon the water.	<i>(Make a boat by locking arms; move back and forth.)</i>
Who comes to find him but the king's own daughter!	<i>(Clap.)</i>
She said, "Pretty baby! I'll keep him as my own!"	<i>(Point to yourself.)</i>
"But I need someone to help me 'til he's a little grown."	<i>(Put hands on top of each other, then raise top one up.)</i>
Sister said, "I know someone to help you with the child!"	<i>(Point to yourself.)</i>
Princess said, "Bring her to me," as she gave a smile!	<i>(Motion to come.)</i>
The princess gave the baby back to his own mother.	<i>(Reach out in front of you, as if giving Moses to someone.)</i>
To take him in, feed him, and love him like no other!	<i>(Pretend to cradle a baby and rock back and forth.)</i>
Then when he was older, to the princess he was given.	<i>(Put hands on top of each other, then raise top one up.)</i>
He couldn't see his family at the place where he was living.	<i>(Shake head "no.")</i>
But God was watching little Moses, each and every day!	<i>(Place hands above eyes and look out.)</i>
And God is watching over you, even as you play!	<i>(Place hands above eyes and look out; point to students.)</i>
He is always with you, and He will never leave!	<i>(Hug yourself.)</i>
Now it's time to pray, let's get down on our knees.	<i>(Place hands together to pray then kneel.)</i>

HOMEWORK ANSWER KEY

1. B
2. True
3. False; the midwives feared God and did not kill the baby boys.
4. courage, strengthen
5. basket, Nile
6. Miriam
7. sorry
8. Moses' mother
9. courage
10. Ask and pray to God for a way out.
11. Answers may vary.

E1 Year 1 Book 2 Lesson 11—The Baby Moses

Homework Assignment

Name: _____ Parent signature: _____ Date: _____

Bible Truth: God always helps us in times of trouble and gives us peace and strength to face all our fears.**Lesson Objectives:** 1. To face our fears with God's help when dealing with difficult problems in life.
2. To trust that with God, all things are possible.
3. To know that God will provide a way out if we rely on Him.**Bible Reading:** Please put a checkmark in the space when you complete the reading each day.**Prayer:** Please put a checkmark in the space on the days you prayed to God.

	Sun	Mon	Tue	Wed	Thu	Fri	Sat
Bible Reading							
Prayer							

Memory Verse

Please write down this week's memory verse.

(Psalm 31:24)

What I Learned from the Bible This Week

1. _____
2. _____
3. _____

Homework Assignment

Understanding What You Have Learned

Multiple Choice

1. ____ : The new Pharaoh wanted to ____.
- a. Kill all the babies born to the Israelites
 - b. Kill all Hebrew baby boys only
 - c. Kill all Hebrew baby girls only

True or False

2. The new Pharaoh did not know about Joseph and was afraid the Israelites would fight the Egyptians. _____
3. The midwives knew that obeying Pharaoh was right in God's eyes and killed the babies. _____

Fill In the Blank

courage	strengthen	sorry	Nile	courage	Moses' mother	basket	Miriam
---------	------------	-------	------	---------	---------------	--------	--------

4. "Be of good _____, and He will _____ your heart." (Psalm 31:24)
5. Moses' mother put Moses in a _____ and set it on the _____ River.
6. _____, Moses' sister, watched from far away to see what was going to happen to Moses.
7. Pharaoh's daughter found Moses and felt _____ for him, so she took him to be his son.
8. Moses' sister went and called _____ to look after Moses.
9. We need to find _____ to use the opportunities God gives us.

Life Application

10. When we face a problem we can't solve, what can we do?

11. Write about a time when your family faced a problem. How did God help? Please write down the details.

LESSON 12

THE YOUNG MOSES

BEFORE YOU TEACH

Moses' Early Life

The author of Hebrews says that by faith, Moses was “hidden three months by his parents, because they saw he was a beautiful child” (Heb 11:23). In the very early stages of Moses' life, while he still lived with his birth mother, he received many teachings about the Hebrew traditions of his people and the God of their fathers.

After Moses was weaned, he was brought to the palace and adopted as Pharaoh's daughter's son. He was given the best education and received training fit for people in courtly circles. He also did not lack in material goods and enjoyment. But he held on to the teachings of his childhood, and all the pleasures of the palace did not erase the values his mother taught him.

Moses the Adult

Knowing the history of God's promises to his fellow countrymen and having a strong sense of his own power and reputation at the Egyptian palace, Moses truly believed God's purpose for him was to deliver the Israelites from captivity.

One day, when he had grown up, Moses stepped into a fight between an Egyptian and a Hebrew, which resulted in him killing the Egyptian (Acts 7:23-24). He thought that by doing so, he was contributing to God's great mission for him. But actually, God's time to deliver that Israelites had not yet come.

Life in Midian

Moses fled eastward to Midian. Midian was named after one of Abraham's sons by his wife Keturah, after Sarah's death. The sons of Keturah were sent eastward away from Isaac while Abraham was still alive (Gen 25:1-6). Midian's borders were the Arabah Valley between Moab and Elath, the Gulf of Aqaba, and the Red Sea. Its eastern border was uncertain.

Moses' life in Midian was a humbling experience for him that no doubt shaped him to become “very humble, more than all the men who were on the face of the earth” (Num 12:3). Moses, a prince of Egypt, had to live with his father-in-law, which would have been considered socially humiliating in the context of the patriarchal society of the time. His new occupation was shepherding, an abomination to the Egyptians (Gen 46:34).

His contentment with living in these circumstances (Ex 2:21) showed that Moses had lost hope in what he had believed was God's purpose for him—to deliver the people of Israel (Acts 7:25).

BIBLE TEXT

Exodus 2:11-25

BIBLE TRUTHS

1. God knows everything that we do in secret.
2. God has chosen us and given each of us a special purpose in life.

LESSON OBJECTIVES

1. To always keep our conscience clear before God and not do shameful things in secret.
2. To realize that God has chosen us for a reason.
3. To search and carry out His will in our lives.

MEMORY VERSE

“The Lord searches all hearts.”

(1 Chronicles 28:9b)

PRAYER

In the name of the Lord Jesus Christ, we pray. Lord, we know that You love us so much and have chosen us as Your special people. We are so blessed to know that You have great plans for our lives. Please help us understand Your will and give us courage to do it in Your time and Your way. Hallelujah! Amen.

UNDERSTANDING YOUR STUDENTS

Because we can't see God, it is hard for students at this age to remember that God is always here around us. Remind your students that God is in our hearts and knows everything that goes through our minds. Even though we often forget this and think that we can somehow hide what we are doing from the God, He has promised us that on the Day of Judgment, everyone, great and small, will be judged for everything they have done. He has said that everything done in darkness will be made known. If your students are questioning whether some of their actions are right or wrong, let them understand that a sure sign of doing something wrong is being afraid of letting people know.

Most of the time, our secret actions will be brought to light. For example, Moses thought that no one knew that he had killed an Egyptian. Soon, Pharaoh found out and Moses had to run away to Midian. Encourage your students to always keep their conscience clear and their actions pure before God and man. Indeed, the judgment of God is something to be feared, but if we have not sinned, we will have nothing to fear when our actions are

made known.

Like Moses, each one of us has been called for a particular purpose by God. Most, if not all, of your students have been brought to church through the faith of their parents. Let them know that their birth and calling were God's will, like Moses'. Encourage your students to think about why God has elected them for salvation and what they need to do for God during their lives.

As teachers, we play the role of shaping them and instilling the rich hope of God's promises in them so that they are able to make choices that conform to God's purpose for them. These students will be the future of God's church. Is there an aspiring RE teacher or preacher? Do they have friends and family they need to bring to Jesus? Will they be the successful parents of God-fearing children?

While Moses' understanding of God's purpose for him was correct, his actions were not. The time and manner were not of God's choosing. Encourage your students to pray for God to direct their paths as they journey to fulfill God's plan for them.

VOCABULARY

taskmaster: someone who keeps watch over the slaves and makes sure they work hard

description: words that explain what something or someone is

rescue: to save from danger or harm

shepherdess: a woman who looks after sheep

shepherd: a man who looks after sheep

bully: to hurt or scare someone who is usually weaker than you

foreigner: a person new to a land or country

military: having to do with the army; characteristic of a soldier

REVIEW

Last week, we learned how the Hebrews had been slaves in Egypt for a long time and how they grew into a great nation. When the new Pharaoh came into power, he was afraid that they would become too powerful and join with another country to fight against the Egyptians. So, he commanded that all the Hebrew baby boys be thrown into the Nile River.

At that time, baby Moses was born into a Levite family. His parents hid him for three long months. They weren't afraid of Pharaoh's command. But after time, Moses just grew to be too big to hide anymore.

His mother made a basket and left him by the Nile River. His sister Miriam stood from far away to see what would happen to little baby Moses. God was also looking after baby Moses as he floated in his basket on the river. Pharaoh's daughter found Moses. Miriam asked Pharaoh's daughter if she needed someone to take care of the baby. In fact, Miriam called Moses' mother to look after the baby for Pharaoh's daughter. God truly watches over us in the most unexpected ways. Baby Moses didn't die. Instead, he became a prince of Egypt—and he was looked after by his own mother!

[Teacher: Before you begin the lesson, please prepare a jar and slips of paper.]

BIBLE STORY

Introduction

In today's story, we are going to learn what Moses was like after he grew up. Before we begin the story, think about what grown-up Moses would have been like. Use your imagination. What kind of person do you think he became? Was he smart? Proud? Happy? Was he cruel like Pharaoh? Brave like his mother? Was he kind or mean? Did he know how God looked after him? Did he live a lazy life in the palace because he was now an Egyptian prince? Write three short sentences to describe what you think grown-up Moses was like. [Pass out a slip of paper to each student.]

There is no right or wrong answer. When you are done writing, please fold your slip of paper and put it in this jar without writing your name. We will find out at the end of the class if you guessed correctly. [Set aside the jar and proceed with the story.]

Moses Grows Up in the Palace

After Moses lived for a few years in his own home, his mother took him back to the palace. There, he became the son of Pharaoh's daughter, which made him the prince of Egypt. Moses had the best teachers, and he learned about many important things, including military training. He was treated just like a royal prince.

He grew into a fine young prince. Even though he was a Hebrew, he didn't have to work hard as a slave like all the other Hebrews because he was the adopted son of Pharaoh's daughter.

Moses Kills an Egyptian

Moses had lived a very comfortable life in the king's palace. But he always remembered what his mother had taught him. He knew that he was really a Hebrew and not an Egyptian. As a Hebrew, he was one of God's special people.

One day, when he was almost forty years old, Moses decided to visit the place where the Hebrews worked as slaves. He saw that they all had to work very hard—a big difference from living in the palace! As he was going from place to place, something caught his eye. He saw an Egyptian treating a Hebrew unfairly. This Egyptian was beating the Hebrew, one of his own people!

Moses got very angry—what right did this Egyptian have to beat up this Hebrew? Moses looked this way and that. When he saw that no one was there, guess what he did? [Ask for class responses.] Oh no! He went up and killed the Egyptian. Moses quickly hid his body in the sand, hoping that no one had seen him. He thought he had done the right thing by saving the Hebrew, when in fact this was not the way God wanted Moses to save His people.

Boys and girls, do you think what Moses did was right? Why? [Ask for class responses.] Did Moses want people to

know what he had done to the Egyptian? (No.) When you know that you've done something you could get in trouble for, do you want other people to know? (No.) One way of knowing whether you're doing the right thing or not is to ask yourselves this: "Do I want other people to know about what I'm doing?" If the answer is "No," it's a very good sign that what you're doing is not right.

But Someone knows everything we've done, good or bad. That Person is God. One day, God will look at all the good things and all the bad things we have done. Will God be able to say "Well done, [insert student's name]! You have done many good things for Me," or will God say, "Oh, no. I can't let you into heaven because you didn't obey Me"? If you met with God right now, what would God say about you?

As we'll find out in our story, God wasn't the only one who saw what Moses had done. The next day, Moses went out again and saw two Hebrews fighting with each other. He asked the attacker, "Why are you hitting your fellow Hebrew?"

He replied, "Who made you ruler and judge over us? Are you going to kill me like you killed the Egyptian?"

When Moses heard this, his heart sank and he was filled with fear. Moses thought he had done the right thing by looking after his own people, the Hebrews. He thought the other Hebrews would understand that God had chosen him to save the Hebrews from the cruel Pharaoh, but they didn't. When he saw that these Hebrews did not understand, he was very afraid. Killing the Egyptian was not what God wanted Moses to do.

He thought to himself, "People must already know what I did. I can't stay here anymore." What was Moses going to do now?

Moses Flees to Midian

It was true. People did know what Moses had done. When Pharaoh found out that his own adopted grandson had killed an Egyptian, he was so furious that he wanted to kill him. Moses had to run away—far, far away from the palace, his home, his family, and the places he knew best. He ran until he came to a place called Midian. There, he was a stranger who knew nobody, and nobody knew him.

He finally felt relieved when he got to Midian, thinking that no one would recognize him in this new place. The people here did not know that he had killed an Egyptian. After the long journey, Moses decided to sit down by a well to rest.

Far off in the distance, he saw seven women walking towards him with their sheep. These seven women were all daughters of the priest of Midian. As shepherdesses, they looked after sheep. They had come to the well to give the sheep water to drink.

As they were watering their sheep, some men who were shepherds also came to the well. They wanted to

water their sheep first and tried to bully the women away from the well.

Moses Rescues Seven Shepherdesses

Moses saw how the men bullied the women, and he came to their rescue. When the men saw Moses, who was young and strong, with the women, they stopped bullying them and let them go. Moses then helped the women give their sheep water to drink.

When the women got home, their father Reuel was very surprised that they had come back so soon. He asked them, "How did you get home so early today?"

Normally the shepherds would bully the women when they went to the well, so they would get home later. The women answered, "A man who looked like an Egyptian came and rescued us. He even helped us to water the sheep."

Reuel asked his daughters, "Where is he? How come you left him? Go and invite him to come eat with us."

Moses Stays in Midian

So the daughters went and invited Moses to eat with them, and Moses was happy to stay and live with them. Reuel gave his daughter Zipporah to him as a wife. Soon, Zipporah gave birth to a son, and Moses named him Gershom. Gershom means "a foreigner," as Moses had come to stay as a foreigner in the land of Midian.

Boys and girls, what was the big mistake that Moses made when he decided to kill the Egyptian? (He thought that no one would find out about it, since he saw no one there.) In fact, who was there watching him even though

he saw nobody? [Encourage students to respond.] God was there watching him.

Nothing is hidden from God. Many times, we think that we can do something bad because no one will find out about it. Wrong! God knows everything we do. Let's learn from Moses' mistake and remember that "the Lord searches all hearts," as the memory verse says.

God saved Moses from being killed as a baby and allowed him to become a prince in Egypt. He knew that God had called him to do something special—to save God's people from the Egyptians. However, God wasn't going to allow Moses to save His people by killing the Egyptian. God had other plans for Moses. Moses was going to save His people when God thought the time was right and in God's own special way.

God loves each one of us here and has allowed us to come to know Him in His church. Even though it might be our parents who bring us to church, it is God who has allowed us to be born into our families. Like with Moses, God has special plans for each of us, and it's important to ask God to show us what He wants us to do for Him. We might not know what His plans are yet, but we must remember to pray for God to show us how He wants us to work for Him so that we can receive His blessings.

So, did grown-up Moses match the description that you wrote down? Now, let's take turns drawing the slips of paper from the jar and find out what everyone wrote. [You can tape the slips on the board for students to look at after class. Take some time to discuss Moses' character and compare the similarities and/or differences of the students' predictions with the actual story.]

CHECK FOR UNDERSTANDING

- 1. After Moses had grown a little older, where did he move to and who did he become?** He was brought to the palace to become the son of Pharaoh's daughter.
- 2. When Moses was a young man, he went to visit the Hebrews. What did he see?** He saw an Egyptian beating a Hebrew.
- 3. What did Moses do when he saw this?** Moses killed the Egyptian.
- 4. The next day, what did Moses see?** Two Hebrews fighting.
- 5. What did one of the Hebrews ask Moses?** "Are you going to kill me like you killed the Egyptian?"
- 6. Why did Moses run away to Midian?** He was afraid that Pharaoh would find out that he killed an Egyptian and want to kill him for it.
- 7. When he got to Midian, where did he stay?** At the house of Reuel, the priest of Midian.
- 8. Do you think Moses would have killed the Egyptian if someone had been there? Why?** Answers may vary.
- 9. The next time you are tempted to do something wrong, how will you remind yourself that God is always with you?** Answers may vary.

MEMORY VERSE PRACTICE

Please reinforce the memory verse every week.
You can practice the memory verse with your students anytime during class.

"The Lord searches all hearts." (1 Chronicles 28:9b)

 SPIRITUAL TEACHING & LIFE APPLICATION

1. God knows everything we do and everything in our hearts, whether it is good or bad.

1. Pray to God to create a clean heart (Ps 51:10). Teach the students to guard their hearts so that their actions may be pure before God (Pro 4:23). For example, when we have a bad thought, we have to stop ourselves from acting on it. Most of the time, a bad action starts from a bad thought. Name some bad thoughts that turn into bad actions [let students share]. How can we stop a bad thought before it becomes an action?
2. Reinforce that if they are ashamed of bringing up their actions or thoughts before other people, they will be ashamed before God. Ask students to apply this in today's story.
3. Teach students not to do good only for others to see. Rather, they should do good in secret so they can receive a reward from God (Mt 6:1-4). Write the name of each student on separate pieces of paper, mix them up in a jar, and have the students draw a name. The student whose name they draw will be their secret master. The student who has drawn the name will be the servant. Being a secret angel means doing good deeds in secret. The students will have to do one nice thing in secret between today's class and next week's class. They can ask their parents or teachers for help if it is necessary.

**2. God has chosen each of us for a special purpose; we have not chosen Him.
He has chosen us to inherit His blessings.**

Encourage students to give thanks and cherish that they are God's special people, and ask them to start thinking about what God wants them to do during their lives. Encourage them to pray for God's guidance in the matter, so that His will for them will be made apparent so they can inherit the blessings God has in mind for them.

- a. Tell them that it's okay if they do not know yet. Regardless of how young they are, they can still fulfill God's purpose for them right now. For example, God wants us to obey our parents. So, we can start doing God's will by helping out at home, listening to our parents, etc. [Ask the students to brainstorm more actions.]
- b. Create a simple time capsule and have the students write down what God wants them to do, or what they can do for God, and put their thoughts in the time capsule. You can bury it somewhere around the church and dig it up at a later time when it is appropriate, so they can see if they fulfilled any of their goals.

HOMEWORK ANSWER KEY

1. True
2. False; Moses knew that he was a Hebrew, and he cared for his people.
3. False; not only did God know, Pharaoh and many other people knew, too.
4. False; the Hebrews did not know that God was going to use Moses to save them.
5. True
6. He wanted to kill Moses.
7. 7
8. Zipporah and Gershom
9. Answers may vary. Answers will indicate what issues need addressing. Guide students to take responsibility for the wrong they have done, to apologize to those they have wronged, to make amends where possible, and to repent.
10. Answers may vary. Answers may include: pray, read the Bible, talk with other brothers and sisters, seize opportunities in life, etc.

 ACTIVITIES

1

Nothing Can Be Hidden**Objective:** To learn that nothing can be hidden from God.**Materials**

- Clear drinking glass
- Can of cola
- Several plastic buttons
- Spoon

Even when we try to hide our sins, or pretend they never happened, they have a way of showing up, like buttons in a glass of cola.

Instructions

1. Say to your students, "Have you ever felt that after doing something wrong, if you just keep it a secret, no one will ever find out? Do you know that no matter how hard we try to keep our sins a secret, they have a way of becoming known? Let me show you what I mean."
2. Pour the soda into the glass and say, "This glass represents you, and this soda represents a place where we hide our bad secrets, maybe deep inside our heart where we think no one will find out. These buttons represent sin."
3. Point to the buttons and say, "This button stands for that time you lied to someone, this button is that time you did not want to share with your friend, and this button represents that television show your parents told you not to watch but you did anyway. I am going to drop these sins into this glass of soda, and they will be hidden from our sight, just like hiding our sins."
4. Drop all the buttons into the cola.
5. Say to your students, "Can you see them? They are hidden. Nevertheless, we can only keep these sins a secret for a little while; eventually sin has a way of coming to the surface. Look, there they are. Sin cannot be hidden forever. Therefore, instead of trying to hide sin, we need to try our best to do what is right. The Bible says, 'If we confess our sins, He is faithful and just to forgive us our sins and to cleanse us from all unrighteousness' (1 Jn 1:9). He will cleanse us of our sins, just like this."
6. Remove the buttons with a spoon and say, "Now our heart (soda) is clean again."

2

Keep It Clean**Objective:** To learn to keep our inner and outer environments clean.**Materials**

- Garbage bags
- Gloves

Both our inner and outer environments can become spoiled and polluted by garbage. To keep our inner environment clean, we must strive to live up to God's expectations every day and make the right choices no matter what the situation is.

Instructions

1. Take your students for a walk around the church property.
2. Bring along garbage bags and distribute gloves among the students.
3. Divide the students into teams, and have them set out to find as much garbage as they can.
4. Give them about 10 minutes, and see which team gathers the most garbage.
5. Emphasize to the students that while it is important to keep our outer environments clean, it is even more important to keep our inner environments clean.

3

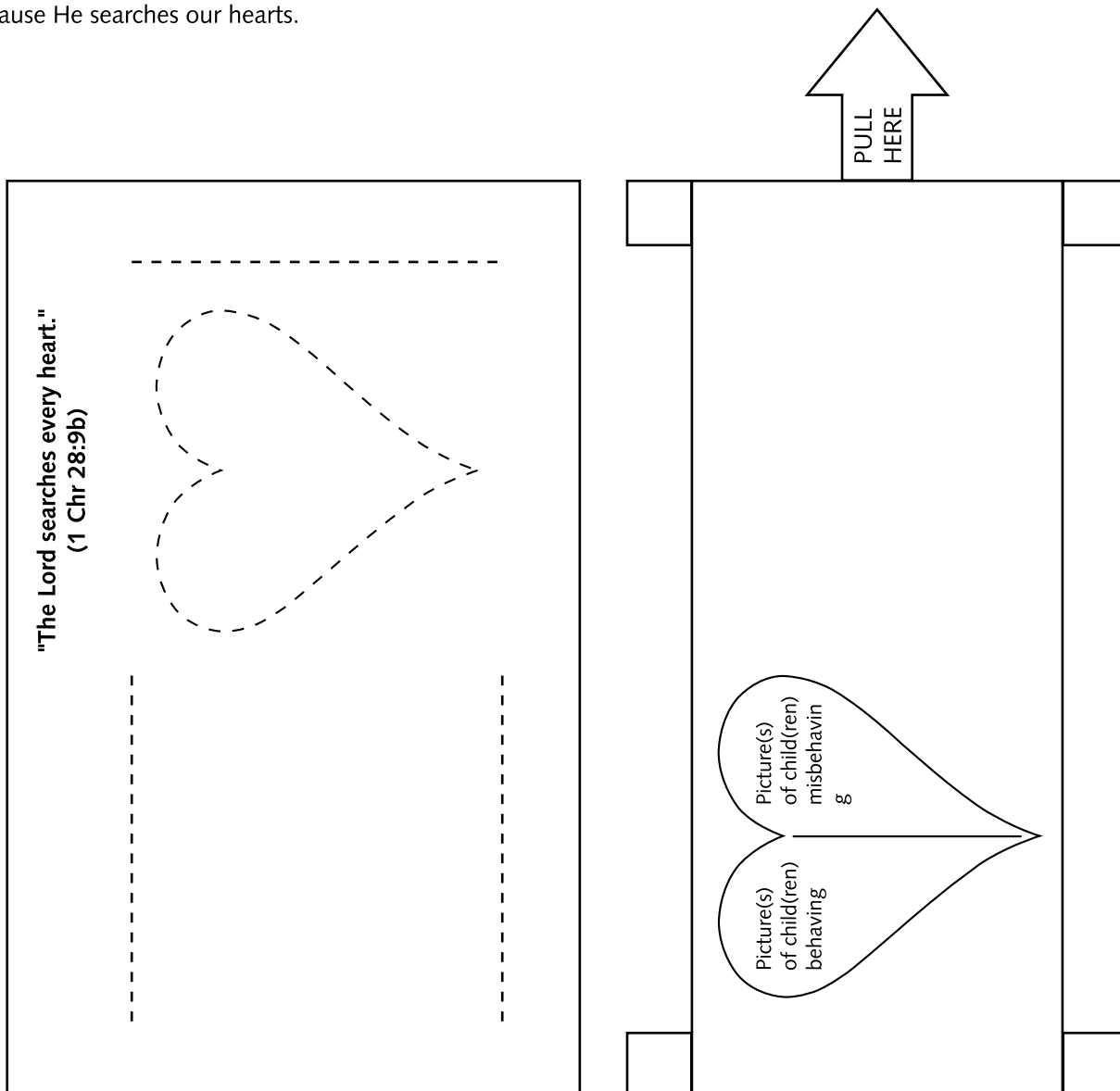
The Lord Searches Every Heart**Objective:** To memorize 1 Chronicles 28:9b.**Materials**


- Copies of the templates
- Markers
- Glue (optional)
- Constuction paper
- Xacto knife
- Scissors


Directions

1. Cut out both templates and then glue them onto construction paper to reinforce them.
2. Using an Xacto knife or sharp scissor, cut along the dotted lines on template 1. The heart needs to be cut out.
3. Cut along the border of template 2, keeping the arrows and tabs intact.
3. Weave template 2 into template 1. The left tabs go in the upper and lower slits to keep the students from pulling the heart too far to the right. When the students pull the tab, the contents of the heart are revealed. The bottom heart shouldn't be seen unless it is pulled.
4. Ask the students to write **"The Lord searches every heart." (1 Chr 28:9b)** above the heart on the top layer.
5. On the heart, the students can write or draw children that are behaving/misbehaving. Alternatively, they can write good/bad things they have done.

Tell the students that even when we try to hide our sins, or pretend they never happened, God can still see them, because He searches our hearts.







E1 Year 1 Book 2 Lesson 12—The Young Moses

Homework Assignment

Name: _____ Parent signature: _____ Date: _____

Bible Truths: 1. God knows everything that we do in secret.
 2. God has chosen us and given each of us a special purpose in life.

Lesson Objectives: 1. To always keep our conscience clear before God and not do shameful things in secret.
 2. To realize that God has chosen us for a reason.
 3. To search and carry out His will in our lives.

Bible Reading: Please put a checkmark in the space when you complete the reading each day.

Prayer: Please put a checkmark in the space on the days you prayed to God.

	Sun	Mon	Tue	Wed	Thu	Fri	Sat
Bible Reading							
Prayer							

Memory Verse

Please write down this week's memory verse.

(1 Chronicles 28:9b)

What I Learned from the Bible This Week

1. _____
2. _____
3. _____

Homework Assignment

Understanding What You Have Learned

True or False

1. Moses remembered what his mother had taught him about his people. _____
2. Moses enjoyed life in the palace. He didn't care what happened to his own people, the Hebrews. _____
3. Only God knew that Moses had killed the Egyptian. _____
4. The two Hebrews who were fighting understood that Moses was going to save God's people. _____
5. God was going to use Moses later to save His people. _____

Short Answer

6. What did Pharaoh want to do when he found out Moses killed the Egyptian?

7. How many daughters did the priest of Midian have: 3, 7 or 10? _____
8. What were the names of Moses' wife and son? _____

Life Application

9. What do you do when you know you have done something wrong?

10. Moses thought that God wanted to use him to save His people. Like with Moses, God has a purpose for us as well.
How can we find out what God wants us to do for Him?

LESSON 13

REVIEW



This lesson is meant for the review purposes. There are many ways to conduct a review. Here are some ideas for you.

1. It can be in a standard test format. Elementary 1 students should be able to answer the following types of questions without much difficulty: true or false, fill in the blank, and short answer. Depending on your class' needs, feel free to create your own test by selecting questions found in the **Check for Understanding** section of each lesson. Alternatively, you can look through some of the **homework assignments** for ideas. Be sure to think about **life application questions** in addition to the knowledge-based ones. Never forget to ask the students to remember the **memory verses** that they have learned.
2. The review can be done as a game. Playing games is a fun way to share information. It can be a simple game like Jeopardy or a race to the finish line (moving spaces as students take turns to say the correct answer). Students can also create their own questions and quiz each other. The possibilities are endless.
3. You can think of this class as a brand new lesson. You can select certain characters to study and compare, or themes to look at to review the whole quarter. Look at the memory verses and see how they can be a springboard into a review. These require a little bit of work on your part, but it can be a rewarding way to tie up the past twelve weeks.

Finally, remember to soak in the words of God. After reviewing God's wonderful teachings, have a small snack fellowship. Sing hymns, or go outside and enjoy His creations. You can do a play that sums up the learning that has taken place. And don't forget that you work with a wonderful group of teachers. Brainstorm with your fellow RE workers for fantastic ideas to end your quarter. May God remember all your labor for Him.

For teachers who have great ideas on how to review all twelve lessons, we welcome you to email USGA with all the details. We can upload your ideas to the RE link and let other teachers share your creativity.

Review Test Answer Key

Short Answer

1. Jacob was a quiet man and liked to stay near home; Esau was a skillful hunter who liked the outdoors.
2. Esau was angry because Jacob had tricked his birthright and blessing from him.
3. He dreamt of a ladder with angels going up and down on it. The Lord was standing at the top of the ladder.
4. Esau was so glad to see him that he ran to Jacob and kissed him. Esau had forgiven him.
5. They were jealous of him.
6. He was thrown into prison.
7. God.
8. The ruler of all of Egypt, second only to Pharaoh.
9. They had no more food because there was a famine.
10. Yes, he forgave them; he told them to bring their families to Egypt so he could take care of them.
11. She made a basket for him and left him by the river.
12. Pharaoh's daughter; Moses' own mother.

Who Am I?

1. Joseph
2. Jacob
3. Cupbearer and baker
4. Joseph's brothers
5. Esau
6. Potiphar's wife
7. Pharaoh
8. Isaac

Memory Verses-Fill In the Blank

1. Do not be overcome by evil, but overcome evil with good. (Romans 12:21)
2. Lying lips are an abomination to the Lord, but those who deal truthfully are His delight. (Proverbs 12:22)
3. In God I have put my trust; I will not be afraid. (Psalm 56:11a)
4. Live peaceably with all men. (Romans 12:18b)
5. I will set nothing wicked before my eyes. (Psalm 101:3a)
6. God is our refuge and strength, a very present help in trouble. (Psalm 46:1)
7. Examine yourselves as to whether you are in the faith. (2 Corinthians 13:5a)
8. But through love serve one another. (Galatians 5:13b)
9. Bearing with one another, and forgiving one another. (Colossians 3:13a)
10. Honor your father and mother. (Ephesians 6:2a)
11. Be of good courage, and He will strengthen your heart. (Psalm 31:24)
12. The Lord searches all hearts. (1 Chronicles 28:9b)

Character Match-Up

1. c
2. f
3. h
4. a
5. e
6. g
7. d
8. b

Life Application

- 1-4. Students' answers

Review Test

Short Answer

1. How were Jacob and Esau different?

2. Why did Jacob have to run away from home?

3. Jacob had a dream one night while he was going away from home. What was it?

4. When Jacob and Esau met again after a long time, how did Esau react toward him?

5. Why did Joseph's brothers sell him into Egypt?

6. What happened because Joseph didn't want to sin against God with Potiphar's wife?

7. Who was always with Joseph and made everything he did turn out well?

8. After Joseph interpreted Pharaoh's dream, what did Pharaoh make him?

9. Why did Joseph's brothers have to go to Egypt?

10. Do you think Joseph forgave his brothers for what they had done to him? Why?

11. When Moses became too big to hide, what did Moses' mother do?

12. Who found Moses and brought him to be her son? Who was chosen to be Moses' nurse?

Who Am I?

1. I was sold into Egypt by my brothers, but I forgave them. _____
2. I tricked my brother into giving me his birthright, and then I tricked my father into blessing me. Later, my brother forgave me. _____
3. We were put in prison because Pharaoh was angry with us. We both had dreams and Joseph told us what they meant. Later, they came true. _____
4. We were jealous of Joseph because Father liked him best. One day, we threw him into a pit and then sold him as a slave into Egypt. _____
5. I was a hunter and liked the outdoors. I didn't think my birthright was important, so I sold it for a bowl of red stew. _____
6. I was the wife of a powerful man. Joseph was a slave in my house, and I wanted him to sin against God with me, but he wouldn't. _____
7. I was the most powerful man in Egypt. I had a dream and Joseph told me what it meant. Later, I put Joseph in charge of all of Egypt. _____
8. I had two twin boys who were not alike at all. In my old age, I blessed the younger one instead of the older one. _____

Memory Verses-Fill In the Blank

1. Do not be overcome by evil, but overcome evil with _____. (Romans 12:21)
2. _____ lips are an abomination to the Lord, but those who deal truthfully are His delight. (Proverbs 12:22)
3. In God I have put my trust; I will not be _____. (Psalm 56:11)
4. Live peaceably with all _____. (Romans 12:18b)
5. I will set nothing _____ before my eyes. (Psalm 101:3)
6. God is our refuge and strength, a very present _____ in trouble. (Psalm 46:1)
7. Examine yourselves as to whether you are in the _____. (2 Corinthians 13:5a)
8. But through _____ serve one another. (Galatians 5:13b)
9. Bearing with one another, and _____ one another. (Colossians 3:13a)
10. Honor your _____ and _____. (Ephesians 6:2a)
11. Be of good _____, and He will strengthen your heart. (Psalm 31:24)
12. The Lord searches all _____. (1 Chronicles 28:9b)

Character Match-Up

- | | |
|-----------------|---|
| 1. ____ God | a. I forgave my brothers for selling me into Egypt. |
| 2. ____ Esau | b. I watched as Pharaoh's daughter found my baby brother. I went and found my mother to be her nurse. |
| 3. ____ Jacob | c. I am all-powerful, everywhere, and all-knowing. I love you and am with you always. |
| 4. ____ Joseph | d. I killed an Egyptian and had to run away. |
| 5. ____ Judah | e. I was willing to become a slave so that my brother Benjamin could go free. |
| 6. ____ Pharaoh | f. I sold my birthright for a bowl of red stew. |
| 7. ____ Moses | g. I put Joseph in charge of all of Egypt after he told me what my dream meant. |
| 8. ____ Miriam | h. I had a dream of a heavenly ladder, and God told me that He was with me and would watch over me. |

Life Application Questions

Have the students write down **FOUR** of the most important things that they have learned this quarter. Allow them to share their answers with the class while the teacher lists them on the board or chart paper.

1. _____

2. _____

3. _____

4. _____

"God has spoken once, Twice I have heard this:
That power belongs to God." (Psalm 62:11)

Y1 Bk 2



The Lord is Our God

General Assembly of the True Jesus Church

21225 Bloomfield Avenue

Lakewood, CA 90715 U.S.A

Printed 2012