

Elementary 1

Year 1 Book 4



The Lord Saves

Teacher's Guide & Students' Worksheets

This Teacher's Guide is dedicated to those
who serve God in the children's ministry.

May God continue to grant you wisdom
and strength to impact the future generations.



"But God demonstrates His own love toward us, in
that while we were still sinners, Christ died for us."

(Romans 5:8)

Elementary 1 Year 1 Book 4

The Lord Saves

Contents

Lesson Index	i
How to Use This Teacher's Guide	ii-iii
Your Teaching Procedures & Teaching with Music/Bible Dramatics	iv
Understanding Your Students	v
Memory Verses	vi

Lesson Index

Lesson 1	The Lord Saves Israel through Joshua	1-9
Lesson 2	The Lord Saves Israel through Deborah and Barak	10-18
Lesson 3	The Lord Saves Israel through Gideon	19-27
Lesson 4	Samson Makes Bad Choices	28-38
Lesson 5	Ruth and Naomi	39-46
Lesson 6	Boaz and Ruth	47-55
Lesson 7	John the Baptist	56-65
Lesson 8	The Birth of Our Savior, Jesus Christ	66-73
Lesson 9	The Boy Jesus in the Temple	74-81
Lesson 10	Jesus Is Baptized	82-94
Lesson 11	Jesus Is Tempted by Satan	95-105
Lesson 12	Jesus Calls His Followers	106-115
Lesson 13	Review	116-120

All Scripture is quoted in NKJV.

Always pray for your students and pray for the wisdom to teach!

Welcome to the world of six to eight-year-olds!

This is a wonderful age range to be teaching, as students are beginning to mature and understand more about the world around them. However, they haven't all grown up yet and still need your gentle nurturing to guide them.

Although your students are beginning to read, they still learn in a variety of ways, including visually, kinesthetically, and aurally. This means that it will be very important to use pictures and hands-on experiences as you tell the story in order to meet the needs of all the students in the classroom. Visuals are always good reminders at any level because it helps the students make connections to the story and retain information. Hands-on activities will help the students to internalize the lessons and make them more meaningful. For example, the students can be involved in making the scenes for the days of creation. This will help them remember what happened much more so than just through a telling of the story. It is also vital to ask students to share what they have learned at the end of each lesson. By letting your students retell the information they have heard, you will be able to see what they really understood, and what might need to be revisited before you move on. Knowledge and learning need to be built upon what they have already grasped. Only then can the students build on their experiences and make the proper connections in future lessons. Furthermore, since they are learning to read, it is vital to ask students to read at least one verse from the Bible each week during class time. You can assist them if they are having difficulty with **vocabulary** words, but this is the time to help them practice turning to the right section of the Bible they are studying. This is a great habit to build up now.

This book is designed to be teacher-and-student friendly, and each lesson follows the same structure. As in all of the textbooks, there are sections before the start of the lesson that give relevant Bible background information. Take the time to review the **Before You Teach** and **Understanding Your Students** sections to familiarize yourself with the teachings since your students are more sophisticated and require more than just an overview of the Bible story. Occasionally, there will be some teaching ideas included. These are simply suggestions you may want to consider as you prepare your lesson. Of course, you can adapt them as needed for your class and students. The story section is a retelling of what is recorded in the Bible.

*“Him we preach,
warning
every man
and teaching
every man
in all wisdom,
that we may
present every
man perfect in
Christ Jesus.”*

—Colossians 1:28

Vocabulary

Before You Teach

Understanding
Your Students

You are encouraged to read it through, but remember to be ready to share the words of God, and not to literally read from the pages of this guide. Please also review the story by using the questions provided in the **Check for Understanding** section. This will give you a good idea of how much the students understand. You can ask each question directly or use other creative ways to have students share their answers.

Check for Understanding

A key indicator to a successful lesson is what the lesson means to each student. What have they walked away with and how can they apply what they have learned? The lesson is not complete until you have shared the discussion questions found in the **Spiritual Teaching and Life Application** section. You want your students to leave the class with the feeling that they want to draw even closer to God through specific actions they can take. Help them make goals and be sure to encourage them in their efforts.

Spiritual Teaching & Life Application

The last thing you will need to consider for class time is which **activities** will be best for your group of students. Each lesson contains several from which to choose. Again, depending on the time and the abilities of your class, you may choose to do one or two to reinforce the teachings of the lesson.

Activity

Since your students are learning to read and write, this guide has included a **Homework Assignment** section. This serves to remind the students of God's word at home during the week. There is **no** separate student workbook so you are encouraged to photocopy the homework sheets. The students can store their work in a binder or file folder. You can provide homework each week for them to insert in their folder or reproduce all twelve lessons at the beginning of each new quarter. Review the homework before they leave class so that the students are aware of what to complete and how to do it. You may need to brainstorm ideas for the life application questions so that the students have something to build on when they return home. All teachers need to consistently check homework to make this a useful tool and a good extension of the teachings. The students are also encouraged, via the homework assignment, to develop a daily Bible reading and prayer devotional time. Be sure the parents are aware of this expectation. A partnership between the teachers and parents will greatly facilitate the growing faith of the students.

Homework Assignment

Remember that your students are still growing. There are so many things they can do independently, but there are areas where they need extra support. Take time to get to know each of your students so that you can meet their needs. Most importantly, remember to allow time for yourself to grow closer to God as you help your students develop their relationship with Him!

You can't do MORE for your students until you have knelt down and PRAYED for each of them daily.

“Not by might nor by power, but by My Spirit,” says the Lord of hosts.”
—Zechariah 4:6

YOUR TEACHING PROCEDURES

1

Hymnal Worship (10-15 minutes)

Purpose: To help the children praise God through hymnal worship.

Procedure: Always start a session in the name of our Lord Jesus. The teacher or assistants will then lead the children in simple hymns or action rhymes.

Be Prepared

Be Organized

Be Flexible

2

In-Class Worship (15-20 minutes)

Purpose: To let the children hear a Bible story and respond to its teachings.

Procedure: Say a short prayer in the name of our Lord Jesus. There are 3 steps in the In-Class Worship Procedure. They are:

- 1) Bible Story
- 2) Check for Understanding
- 3) Spiritual Teaching and Life Application

Do not forget to explain the key vocabulary words and practice the memory verse which are listed in each lesson.

3

Bible Learning Activity (10-15 minutes)

Purpose: To help your students become familiar with the word of God is part of a teacher's mission, but an equally important part of the job is helping the students put the word of God to work in their own lives. The activities have been planned to encourage your students to act upon what they have learned.

Procedure: Let the students work on the Student Activities. If the activities require group involvement or cutting and pasting, be sure to have assistant teachers. We have come up with a variety of activities as well as optional ones. Please see what suits your students' needs. End the activity with a concluding prayer.

Teaching with Music

Do your students seem to enjoy music more than the lesson itself? Music can be an effective teaching technique within a lesson.

- Hymns that tell stories can enhance your lessons.
- Many students learn more easily if they can "feel" the material you are teaching. Choose hymns with motions and physical movement.
- Students who do not show emotion easily may find it easier to express themselves through hymns.

Keep these in mind when using music with your students:

- Learn the hymns before you teach them.
- Sing the new hymn to the students before you have them sing it.
- Sing the hymn in a variety of ways—assign parts, use rhythmic instruments, move around, and so on.

Teaching with Bible Dramatics

- Playacting can make Bible stories come alive for the students.
- Let the children volunteer for the roles they want.
- Encourage students to think about the mood, the setting, the characters, and their expressions and motives. They all contribute to making the story come alive.
- Encourage creativity. Acting out Bible stories can help students see the story and characters in a new way.

UNDERSTANDING YOUR STUDENTS

Elementary 1 (Ages 6-8)

Characteristics	Pedagogic Application
<p>Body</p> <ol style="list-style-type: none"> 1. Still developing/growing, though the pace is slowing 2. Still get tired easily 3. No longer play alone; can adapt to group games or activities 	<p>Increase levels of difficulty in activities as the students become more able physically Do not stretch one activity for too long; find a balance between times of quietness and action Encourage student involvement with more cooperative group games; show respect to everyone</p>
<p>Mind</p> <ol style="list-style-type: none"> 1. Have strong sense of imagination 2. Still think according to words on paper; cannot accept abstract ideas 3. Concept of space and time is still limited 4. Reading ability is gradually strengthening 5. Have excellent memory 6. Deductive thinking is still limited 	<p>Encourage the use of imagination, but help students to discern fact from fiction Use familiar similes and parallels to which students can relate, just like how Jesus used the familiar to teach the unfamiliar Be careful when describing time and space Encourage the reading of books that promote spirituality Encourage the memorization of Bible verses Repeat content regarding abstract terms and truths</p>
<p>Mood</p> <ol style="list-style-type: none"> 1. Very sensitive; can have outbursts of emotion 2. At the adorable stage: like to please teachers and receive praise 3. Full of compassion and care for others 4. Still tend to fear and withdraw 	<p>Get excited or saddened easily Easy to discipline, but pay special attention to giving praise and encouragement Nurture students to help, serve, and treat others fairly Provide a sense of security</p>
<p>Social Skills</p> <ol style="list-style-type: none"> 1. Make friends easily 2. Like to please adults 3. Like to cooperate and do not like to compete 4. Have good social skills; desire acceptance from others 5. Still like to quarrel with friends; always change their best friends 	<p>Help them to establish friendships Establish a student-teacher relationship Promote cooperation by offering group projects/activities Be careful not to promote hypocrisy when teaching Place emphasis on teaching students to love one another; encourage a giving spirit instead of a selfish one</p>
<p>Spirituality</p> <ol style="list-style-type: none"> 1. Have a simple faith, are interested in a life of faith; will initiate prayer 2. Curious about death and heaven 3. Like to attend RE classes 4. Are learning to differentiate between real biblical stories and fictional fairy tales or legends 5. Are learning the moral teachings of good and evil 6. All spiritual experiences come from imitating adults 	<p>Use a systematic way of teaching faith and the truth; encourage prayer Simply explain the truth of salvation Nurture their interest in Bible reading and church activities Emphasize that the Bible contains the words of God and is not a common book, but one inspired and written by God Emphasize the moral aspects of the Bible Set a good example; share more spiritual experiences with students</p>

MEMORY VERSES

E1 Year 1 Book 4

June, July, August

1. "Be strong and of good courage; do not be afraid, nor be dismayed, for the Lord your God is with you wherever you go." (Joshua 1:9b)
2. "Be thankful to Him, and bless His name." (Psalm 100:4b)
3. "The Lord is my strength and my shield; my heart trusted in Him, and I am helped." (Psalm 28:7a)
4. "He who walks with wise men will be wise." (Proverbs 13:20a)
5. "My little children, let us not love in word or in tongue, but in deed and in truth." (1 John 3:18)
6. "Oh, taste and see that the Lord is good; Blessed is the man who trusts in Him!" (Psalm 34:8)
7. "That you bear much fruit; so you will be My disciples." (John 15:8b)
8. "And my spirit has rejoiced in God my Savior." (Luke 1:47)
9. "That will I seek: That I may dwell in the house of the Lord all the days of my life." (Psalm 27:4b)
10. "Repent, and let every one of you be baptized." (Acts 2:38b)
11. "Watch and pray, lest you enter into temptation." (Matthew 26:41a)
12. "Serve the Lord with all your heart." (1 Samuel 12:20b)

LESSON 1

THE LORD SAVES ISRAEL THROUGH JOSHUA

BEFORE YOU TEACH

Gibeon

Gibeon comes from the Hebrew word for “hilly.” It was a landmark located about 6 miles northwest of Jerusalem. At the time that the Israelites entered the promised land, Gibeon was inhabited by the Hivites (Josh 11:19).

Gibeon was assigned to the tribe of Benjamin (Josh 18:21-28), and it was one of the cities that was later given to the Levites, who as priests were distributed among the lands of all the other tribes (Josh 21:3, 17).

The tabernacle of God was located at Gibeon for some time (1 Chr 16:39; 21:28-29). During that period, King David began making preparations to build the temple in Jerusalem—a project that was later completed by his son Solomon.

During his reign, King Solomon also visited Gibeon to offer sacrifices. There, the Lord appeared to Solomon in a dream and granted him the gift of wisdom (1 Kgs 3:5-15).

Peace Treaty

The Gibeonites deceived Joshua and the assembly leaders into making a peace treaty with them (Josh 9:3-15). Unfortunately, the Israelites did not consult with the Lord before making the treaty (Josh 9:14).

After the Israelites discovered the trick, they were obliged to keep their word because it had been an oath sworn to the Lord (Josh 9:18-20). As a result of the treaty, the Israelites were forced to fight against the Canaanite kings that attacked Gibeon.

UNDERSTANDING YOUR STUDENTS

While attempting to help others, your students may have heard these words countless times: “You’re too young”; “You’re too small”; or “You don’t know how.” However, with the Lord Jesus, no one is ever “too young,” “too small,” or “too weak,” especially children. In fact, when Jesus was on earth, He respected children (Mt 18:10) and called on everyone to emulate their simple faith (Mt 18:3-4).

Explain to your students that Jesus did not come to earth as a grown-up; He entered our world as a baby in Bethlehem. The Lord knows what it is like to be a child. He knows and cares about the fears, hopes, and desires of children, and His response to them is acceptance and love.

Encourage your students to think of ways the Lord can use them. Instead of dwelling on things they cannot do, the students can focus on things they can do. Help them think of ways they can serve the Lord at home, at church, and at school. Soon, they will find that no one is too young or too weak to serve the Lord. God can use the weakest and smallest in mighty ways, for He is the origin of all strength.

BIBLE TEXT

Joshua 10:1-15

BIBLE TRUTH

God fights and wins battles for His people.

LESSON OBJECTIVES

1. To understand how God gave victory to Israel through Joshua.
2. To recognize that God will give us the victory when we humbly ask of and seek for Him.

MEMORY VERSE

“Be strong and of good courage; do not be afraid, nor be dismayed, for the Lord your God is with you wherever you go.”

(Joshua 1:9b)

PRAYER

In the name of the Lord Jesus Christ, we pray. Wonderful Jesus, thank You for keeping us safe so that we can come together today to worship You. In today’s lesson, we will learn how God helped Joshua and the Israelites win against the Amorites. We ask You to help us be strong and courageous like Joshua, and to trust in You always. Hallelujah! Amen.

VOCABULARY

- conquer:** to take over, to win over, to beat
- Gibeonites:** people who live in Gibeon
- deceive:** to trick
- peace treaty:** an agreement or promise that will bring peace
- deliver:** to give over

BIBLE STORY

Introduction

God helped Joshua conquer the cities of Ai and Jericho. After many days of circling around Jericho, do you remember what happened on the last day? The Israelites circled around Jericho seven times and then something amazing happened. The walls of Jericho fell down!

What happened in Jericho taught us that it was by God's power that Joshua and the Israelites were able to conquer that city.

Many people heard about this news and were afraid. The Gibeonites, the inhabitants of the city of Gibeon, were afraid of Joshua and the Israelites. The Gibeonites deceived (played a trick on) Joshua and the Israelites, making them swear a promise of peace, also called a peace treaty. Because of this peace treaty, the Israelites could not hurt the Gibeonites and had to help the Gibeonites fight against other people.

The Five Kings

The Canaanite king of Jerusalem, Adoni-Zedek, also heard about God's wonderful work through Joshua and the Israelites. [Put "King" image on the board and label it, "Adoni-Zedek, king of Jerusalem."]

King Adoni-Zedek was afraid of the peace treaty between the Israelites and the Gibeonites, so he decided to get the help of four other Canaanite kings to fight against Joshua and God's people. [Put four more "King" images on the board. Label each image with the corresponding name and title.]

The four kings' names were Hoham king of Hebron, Piram king of Jarmuth, Japhia king of Lachish, and Debir king of Eglon. [Point to each king as you say his name and title.]

The Canaanite kings joined together to fight against Joshua and the Israelites. Boys and girls, show me with your fingers how many kings were ready to fight Joshua. Right! Five kings altogether.

Joshua Delivers the Israelites

The armies of these five kings went to camp at Gibeon. The Gibeonites sent a message to Joshua asking him to come and fight for them. Joshua and his strong men went from their camp at Gilgal to Gibeon. Can you imagine how Joshua must have felt knowing he had to fight against five

kings and their big armies? Yes, he was probably afraid because there were so many enemies.

But God said to Joshua, "Do not fear them, for I have delivered them (given them over) into your hand; not one of their men will stand before you." God told Joshua that he would win against the other armies. God Himself was going to help Joshua and his army fight and win against the armies of the five kings.

To help the Israelites, God also sent large hailstones from heaven that hit and killed many Canaanites. [Put "Hail 1" image on the board.]

What is a hailstone? A hailstone is a hard piece of ice. [Put "Hail 2" image on the board.] It falls from the sky like rain. If the hailstones are really big, they can hurt people. The hailstones were a miracle from God because they only hurt the enemy camp.

Another amazing thing happened on that day. [Put "Sun Stands Still 1" and "Sun Stands Still 2" images on the board.]

During the battle, Joshua prayed for the sun and moon to stop (that is, he asked God to stop time), so he would have extra daylight to finish the battle. "So the sun stood still in the midst of heaven, and did not hasten to go down for about a whole day. And there has been no day like that, before it or after it, that the Lord heeded the voice of a man; for the Lord fought for Israel" (Josh 10:13-14).

The Bible tells us that Joshua's prayer was answered! The sun did not move from its place in the sky for a long time. Wow, boys and girls, isn't that awesome?

These amazing things that happened in Joshua's time were miracles. Do you believe that miracles can also happen today? Of course! The same God that Joshua worshiped is the One that we worship today.

Our God is a powerful, almighty God! He can make His creation work in special ways. He alone has the power to change the direction of light, to slow the earth's rotation, or to stop the entire universe. Just think about that!

God's Miracles

God's miracles are still possible today. For example, God protects His people during dangerous situations. There was a sister whose car was hit by a large 18-wheeler truck. Her car spun out and crashed into a concrete divider on

the freeway. She called out "Hallelujah!" as her car spun out of control. God listened to her desperate prayer and kept her safe. Although her car was completely destroyed, the sister stepped out of the car without a single scratch. This is the power of God in action!

God's miracles are also shown when God provides for His believers. Once, a brother was on a long trip hiking through steep cliffs. He and his group had been traveling for hours, and they had run out of water. The brother

prayed and suddenly saw a fantastic sight: water started dripping from the face of the stone cliff by which he was standing.

Where it had been nothing but dry rock before suddenly became wet with sparkling water. There was enough water for the brother and his group. God is a powerful God who can make water come out of rocks!

After winning the battle with the help of God, Joshua and the Israelites went back to their camp at Gilgal.

CHECK FOR UNDERSTANDING

1. **What happened to the walls of Jericho?** They fell down after the Israelites circled them seven times.
2. **What did the Gibeonites trick Joshua and the Israelites into doing?** Making a promise of peace, or a peace treaty, with them.
3. **What was the name of the king of Jerusalem?** King Adoni-Zedek.
4. **How many kings went to Gibeon to fight Joshua and the Israelites?** Five.
5. **How did God help the Israelites win the battle?** He sent hailstones to kill the enemies.
6. **What happened when Joshua prayed to the Lord about the sun and the moon?** God made them stand still so that they did not move for about a whole day.
7. **Who won the battle against the five kings for Joshua and the Israelites?** God.

MEMORY VERSE PRACTICE

Please reinforce the memory verse every week.
You can practice the memory verse with your students anytime during class.

**"Be strong and of good courage; do not be afraid, nor be dismayed,
for the Lord your God is with you wherever you go." (Joshua 1:9b)**

HOMEWORK ANSWER KEY

1. a. Gibeonites
b. Joshua
c. Adoni-Zedek
d. sun
e. hail
2. False; five kings came to battle.
3. False; God helped His people win the battle.
4. True
5. True
6. True
7. Answers may vary.

 SPIRITUAL TEACHING & LIFE APPLICATION

1. Trust that God fights and wins battles for His people.

Since God gives victory to His people, we can also trust that God fights and wins battles for us. The key is that we must have faith and trust that God will do it.

1. The next time you come across a difficult situation that you cannot fix by yourself, don't rush into action. Say a prayer to God first and let Him guide you.
2. When God has helped you win a battle, take a moment to praise and thank Him. If you have the chance to share your testimony about that battle, remember to glorify God.

Testimony

A brother discovered through a doctor that he had a heart problem and must go through surgeries. He entrusted his life to God even though the doctor told him that the heart surgeries might not solve all the problems. The day before the surgery, he was moved by the Holy Spirit to kneel down and pray with his family members. During that prayer, he felt a cold wind surround him. As it swirled around him, he heard the thought, "This God is not worthy of your belief. You should just give up. How did you get to this point? It's a difficult and pitiful path. Just give up."

Deep down inside, this brother wanted to live and receive healing from God. He knew God wanted him to give his burdens to Him. Yet, he had such a hard time letting go because he had so many thoughts of "What if?" God knew that he needed more faith.

He was still worried about the risks of the surgery and about how his situation was more complicated than typical open-heart surgery. However, he knew that he needed to entrust his life to God when he started to doubt again. He prayed loudly to God with the help of the Holy Spirit.

He told God, "I entrust my life to you. No matter what I will face, I know that what You do is right." The moment he truly entrusted his life to God, God sent angels to comfort him. During the prayer, he saw hundreds of angels surround him, and he knew that God was pleased with his prayer. These angels protected him from the cold wind—it was still there, but the angels that were around him shielded him from it.

He realized that it was indeed a spiritual battle. When he concentrated on the difficulties and allowed them to take over his thoughts, he lost sight of what he should have been focusing on—entrusting his problems to God.

The surgery lasted twice as long as he had thought, but thank God that it was a success. Many brothers and sisters prayed for this brother's health. After the surgery, the first night back at home, he was reclining on the couch because he was still too weak to lie down on a bed. Suddenly, he saw three dark figures appear before him. When he saw the spirits, he understood they were from Satan. Again, they asked him to give up. It was indeed a very scary moment. At that point, this brother was so weak that he couldn't speak. So, he thought in his heart, "Don't touch me, I have God." Although he hadn't spoken out loud, they understood his thought and told him, "Then cry out loud. But you can't even speak and you're calling to your God?"

As they said this, one grabbed his neck, one pushed his back, and the other pulled his legs. They said, "Let's go. Just give up!" Then the brother summoned all his strength and said, "God, please save me!" The three spirits disappeared. After this appearance, they never bothered him again. He knew he was fighting a spiritual battle. But at the end, when he relied on God and cried out His name, the evil spirits left him! God, indeed, is faithful and He will lead us, even though we may go through very difficult trials.

The Bible tells us that we struggle not against flesh and blood, but against demonic forces. Ephesians 6:12 records, "For we do not wrestle against flesh and blood, but against principalities, against powers, against the rulers of the darkness of this age, against spiritual hosts of wickedness in the heavenly places." **Let's remember, there are always battles for us to fight every day, but we must trust that God will give us the victory if we turn to Him for help!**

Questions to Think About

1. **What was the main message from the evil spirit?** (They wanted the brother to give up.)
2. **How did God show this brother that He was being protected?** (He sent hundreds of angels to shield him.)
3. **After the surgery when the evil spirits returned, what did they want from the brother?** (They wanted him to give up on God.)
4. **What did the brother do when the evil spirits choked and grabbed him?** (He relied on God to help him by crying out loud, "God save me!")

The lesson we can learn from here is that God gives victory to those who humbly ask of Him and seek Him. We must trust in the living God who is all-powerful and capable of helping us!

2. The living God we worship is a powerful God.

1. Look out the window. What do you see? Do you see the sun, trees, and birds? God created all of these with His words. He has great power to create so many wonderful things out of nothing. He also has the power to make things act in a special way, such as making the sun stand still or making hailstones hit only the enemies of His people.
2. Look at your hand. Do you see your detailed fingerprints, the way your thumb works, or the hardness of your nails? The same God who created our beautiful world is also the one who made each one of us. God's power is shown in our physical bodies. It is by God's power that many brothers and sisters receive healing from serious illnesses and protection from dangerous situations.
3. Think of another story where God made His creation act in a special way. In 2 Kings 20:9-11, God made the sun and time flow backwards for Hezekiah. God used this event as a special sign to show Hezekiah that he would regain his health. The sun's shadow moved backwards by ten degrees, probably five to six hours on the sundial. It was by the power of God that this miracle happened.

ACTIVITIES**1****The Sun and Moon Stand Still Mini-Scene**

Objective: To understand the importance of the victory that God gave to the Israelites.

Materials

- Box of colorful play-dough (must include white and yellow)
- Toothpicks
- 4 x 6 sheets of thick cardboard (four 4 x 6 sheets can be cut out of regular A4 cardboard)
- Sharpened pencils

Preparations

1. Distribute one 4 x 6 sheet of cardboard and 4-5 toothpicks to each student.
2. Evenly distribute the pieces of play-dough among the students, including white, yellow, and other available colors.
3. Make sure each student has a sharpened pencil.

Instructions

1. Using the yellow play-dough, form a rolled ball to represent the sun. The rays can be little cones or pyramids.
2. Using the white play-dough, form another rolled ball to represent the moon.
3. Take two pieces of play-dough and form two separate cubes to serve as bases for the sun and the moon. The cubes should be slightly bigger and heavier than the sun and the moon so they can hold the weight of the sun and moon.
4. Using one or two toothpicks for each, connect the sun and the moon to their own bases.
5. Students can make a figurine of Joshua with the other available colors. One rolled ball can serve as the head. A cylindrical shape can serve as the body. Students can add facial features by using the sharpened pencils to "draw" them in. Students can also add a sword and a shield made from play-dough.
6. Once the sun, moon, and Joshua figurine have been completed, students can arrange the scene on their 4 x 6 piece of thick cardboard.

2

Thumb-Acting**Objective:** To understand the content of the story.**Materials**

- Washable markers
- Felt or tissue paper, various colors

Instructions

1. List all the characters in the story on the board:

- Joshua
- Gibeonites (two or three)
- Hoham, king of Hebron
- Japhia, king of Lachish
- Sun
- God
- Israelites (two or three)
- Adoni-Zedek, king of Jerusalem
- Piram, king of Jarmuth
- Debir, king of Eglon
- Moon
- Narrator

2. Assign a character to each student or have students pick the character they would like to “thumb-act.”

3. Once the selections have been made, have students use the washable markers to draw the faces of their character on their thumb.

4. Students can decorate their thumb with felt or tissue paper (to represent robes, capes, hair, etc.).

5. Once the thumb actors are ready, the narrator reads the Bible story while the students act out their parts using their thumbs.

**Hail 1****Hail 2**


Sun Stands Still 1



King



Sun Stands Still 2



E1 Year 1 Book 4 Lesson 1—The Lord Saves Israel through Joshua

Homework Assignment

Name: _____ Parent signature: _____ Date: _____

Bible Truth: God fights and wins battles for His people.

Lesson Objectives: 1. To understand how God gave victory to Israel through Joshua.
 2. To recognize that God will give us the victory when we humbly ask of and seek for Him.

Bible Reading: Please put a checkmark in the space when you complete the reading each day.

Prayer: Please put a checkmark in the space on the days you prayed to God.

	Sun	Mon	Tue	Wed	Thu	Fri	Sat
Bible Reading							
Prayer							

Memory Verse

Please write down this week's memory verse.

(Joshua 1:9b)

What I Learned from the Bible This Week

1. _____
2. _____
3. _____

Homework Assignment

Understanding What You Have Learned

Fish for Letters

1. Use a line to connect the missing letters to the right word.

U E N I A

a) G__BEONITES b) JOSH__A c) ADONI-Z__DEK e) SU__ e) H__ILSTONE

True or False

2. Twenty kings came to fight against Joshua and his army. _____

3. Joshua won the battle because he was a mighty warrior. _____

4. God made hailstones rain on the enemies of His people. _____

5. God made the sun and the moon stand still. _____

6. God can work miracles today if we have faith like Joshua did. _____

Life Application

7. List two modern-day miracles of God that you have read about, heard about, or experienced. How did they show that God guided and gave the victory?

LESSON 2

THE LORD SAVES ISRAEL THROUGH DEBORAH AND BARAK

BEFORE YOU TEACH

Israel's Government

Back in the time of the judges, Israelites didn't have kings or governors. God was Israel's ruler, so He punished them when they disobeyed. When Israel repented and called on God, He sent judges to free them and help them remain true to Him. The judges were from different tribes in Israel. Some were prophets as well.

Pattern of Israelite History

The period of the judges began a pattern that continually repeated itself in Israel's history, up until Nebuchadnezzar and his men invaded Jerusalem and took the Israelites captive into Babylon.

- 1) The people would be unfaithful to the Lord and fail to keep His law;
- 2) The Lord would arrange for them to be punished by an attack from the outside;
- 3) The people would return to the Lord and cry out for help; and
- 4) The Lord would deliver them from slavery through a great warrior.

Deborah

Deborah is the only female judge out of the twelve judges mentioned in the Old Testament. Deborah is also a prophetess, a person through whom God spoke to His people. According to Judges 4:5, she was a judge even before the battle that shattered the power of the Canaanites who oppressed the north-central tribes. As a judge, she would settle disputes too difficult for local courts.

Although no clear descriptions of Deborah are given in Scripture, it is suggested that she was far more assertive and confident than her general Barak. She issued the call to battle (Judg 4:6), but Barak was unwilling to go into battle unless Deborah accompanied him (Judg 4:8).

Deborah lived in a patriarchal (male-dominated) society, at a time when women didn't have many leadership roles. Yet, Deborah was acknowledged as a leader because of her relationship with God and her courage and faith. Deborah's story shows that God is not bound by human stereotypes or the limitations of society. Instead, God uses those who are willing to serve God and who follow in His ways.

BIBLE TEXT

Judges 4-5

BIBLE TRUTH

The Lord gives us all of our victories and successes.

LESSON OBJECTIVES

1. To be faithful to God in good and bad times.
2. To trust in God for help when we are afraid.
3. To always give thanks to God.

MEMORY VERSE

"Be thankful to Him,
and bless His name."

(Psalm 100:4b)

PRAYER

In the name of the Lord Jesus Christ, we pray. We thank You, Lord, for protecting us throughout this past week. We pray that You give us a humble heart, and let us not forget that all of our blessings come from You. We want to give You the praise and glory You deserve at all times. Hallelujah! Amen.

Barak

The name Barak means "lightning." The son of Abinoam, Barak was a great hero despite his hesitation to take leadership in the battle. His battle strategies turned a possible defeat into a glorious victory.

He knew that the Israelites were no match against 900 Canaanite chariots of iron. After all, they had no chariots, and could not possibly win on foot. So, he cleverly selected places where the chariots were ineffective—the hills of

Mount Tabor, the swampy grounds of the Kishon brook, and the muddy grounds of the Jezreel valley.

Barak selected a rainy day for the battle, where the river of Kishon swept the enemies away. Barak and the 10,000 Israelites held the high ground, and descended upon the

Canaanites. They dispersed in panic and were chased for around thirty kilometers until they were completely wiped out.

UNDERSTANDING YOUR STUDENTS

At this tender age, your students are already exposed to competition, comparison, and the effects of success and failure. Some may come out ahead, and others may fall behind. This week's lesson will help your students give glory and praise to God when they succeed or "come out ahead." And even when they encounter failures, let's remind the students to still give thanks to God, so that they may work harder next time to do a better job. Perhaps all of us have boasted about ourselves—how we look, what we can do, or what we have. We may be better at doing some things than others. Have students share with their neighbor about something that they think they can do very well.

Help them understand that God gives us different talents or abilities to be used to honor Him. If we allow ourselves to think that we are better or more important than others because of what we can do, then we are being

proud.

God's words teach us that we should keep ourselves from having prideful thoughts and instead give God the credit He deserves. Pride is a very serious sin in God's eyes. In the Bible, God says that He hates all the proud in heart (Prov 16:5a) and that a man's pride will ultimately bring him down (Prov 29:23).

Instead, when prideful thoughts come, we should praise God for His greatness and for what He has done through us. Remember that God made us and gave us all our abilities and talents. Anything we can do is only because of His goodness in us. Without Him, we can't do anything great (John 15:5)!

Encourage your students to ask Him to help them honor Him and give Him all the praise and glory whenever success brightens their lives.

VOCABULARY

judge: a leader God provided to free Israel from danger and keep the peace

repent: to turn back, to change your mind and behavior

chariot: a fast cart with two wheels that is pulled by horses

tent peg: a thick pin made of wood or metal, used to hold down tents

victory: success in a battle

REVIEW

Last week, we learned about a person named Joshua and the people of Gibeon. The Gibeonites were being attacked by enemies and Joshua had previously been tricked into making a peace treaty to protect them. The Canaanite king of Jerusalem, Adoni-Zedek, had heard how God worked through Joshua and asked four other kings to join in the fight against Joshua.

As Joshua went up to battle against the five kings, he must have been afraid. However, God reassured him and told him that He had delivered the enemies into his hands. God sent many hailstones down and miraculously, only the enemies were injured or killed. During the battle, Joshua also prayed to God to allow the sun and moon to stand still so he could finish the battle in daylight. God answered his prayers and the sun and moon stood still for about a whole day. What an amazing miracle!

We learned that if we rely on God through prayer and ask humbly for His help, He will give us the victory.

BIBLE STORY

Introduction

[Teaching Tip: Since people used tents back in ancient times, you may set up a tent or use a big blanket draped over a table to create a tent-like area for storytelling. Children would love to squeeze in the cozy space with you to hear about this story. You may also use a flashlight in the tent if it's not bright enough. Wait for students to settle in the tent before asking an opening question.]

Have you ever been afraid to do something that you were supposed to do? Listen and see who is afraid in our story today. You may be surprised! Now that we are in this special tent, let's close our eyes together and travel back to the time of the Israelites. [Have students close their eyes and make a buzzing sound.] Now open your eyes...

The Suffering Israelites

What do you see? [Pretend to look around.]

The Israelites don't seem to be having a good time. Instead, they look pained and sad. It seems like every time a judge dies, the Israelites begin disobeying God and doing evil things in the eyes of God.

[In an exaggerated voice.] Look! They are worshiping idols over there. Do you see some soldiers walking around being mean to the Israelites? These soldiers were under the leadership of a man named Sisera, who commanded King Jabin's army of 900 iron chariots in Canaan.

Have you ever seen an iron chariot before? [Show a printed image of an iron chariot. You may find pictures of them in the local library, or type in "iron chariot Bible image" as the keyword on any Internet search engine.]

For King Jabin to have 900 iron chariots in his army meant that he could win almost any kind of battle. For twenty years, King Jabin and his army commander Sisera treated the Israelites cruelly, and now the Israelites were crying to the Lord for help.

The Lord Sends Barak to Fight King Jabin

At that time, a woman named Deborah became the judge and ruler of God's people. She sat near a palm tree and held court to help people solve their problems. One day, God gave her a message to tell a man named Barak, who was the head of the Israelite army at that time.

Deborah said to him, "The Lord, the God of Israel, commands you: 'Take 10,000 Israelites with you to Mount Tabor to fight against Sisera, the commander of Jabin's army. I will surely make you win the battle.'"

Barak was afraid of King Jabin's army and refused to go by himself. He said to Deborah, "If you go with me, I will go; but if you don't go with me, I won't go!"

[Turn to students and ask.] Would you be afraid if you were Barak? Well, he actually had a good reason to be afraid since King Jabin's army had 900 iron chariots and was commanded by the cruel commander Sisera. Maybe Barak wondered how the Israelites could ever fight off the

fierce iron chariots and their swords.

Should Barak have been afraid? [Wait for students to respond.] No. Why not? Because God had called him to fight and promised a winning battle; he should have had more faith in God.

Deborah agreed to his request, but said, "However, you will not be honored when we win the battle. The Lord will instead honor a woman." Deborah was referring to Jael.

So Deborah, Barak, and 10,000 Israelites went to Mount Tabor. When Sisera heard that Barak had gone to Mount Tabor, he took his 900 chariots and all the men with him to the Kishon River.

God Gives Israel Victory

Then Deborah said to Barak, "Go! Today, the Lord will give you victory over Sisera. Has not the Lord gone out before you?" So Barak and his soldiers went down Mount Tabor, and they fought Sisera's army and his chariots with swords.

The Lord gave them victory, for He had thrown Sisera's army into such confusion that the Israelites defeated them easily. Sisera saw what was happening, and jumped out of his chariot to run away.

Jael Kills Sisera

Sisera ran as far as a nearby tent, where a woman named Jael lived with her husband Heber. He stayed there because they were both friends of King Jabin. Jael went out to meet Sisera and said to him, "Come inside, my lord. Don't be afraid." When he went inside her tent, she gave him a blanket.

"I'm thirsty," Sisera said. "Please give me some water." Jael poured him some milk, and after drinking it, Sisera lay down to rest. Before going to sleep, Sisera said to Jael, "Stand in the doorway of your tent. If someone asks if anyone is here, say 'No.'"

Sisera was very tired and fell fast asleep. Jael knew that Sisera was an evil commander. She knew that he must be stopped. While he was sleeping, Jael very bravely took a tent peg and a hammer and went quietly to him. Then she drove the tent peg through Sisera's head, and he died. [Teachers: the way Sisera was killed may be too horrifying for children. You may want to only share that he was killed and not share the details.]

Barak was chasing Sisera, and when he came to Jael's tent, she went out to meet him. She said, "Come, I will show you the man you are looking for." So Barak went with her into the tent and found Sisera's dead body.

Deborah and Barak Praise the Lord

God took care of His people and helped them win the battle. On that day, God gave the Israelites victory over King Jabin. The Israelites became stronger and stronger,

and soon they destroyed King Jabin.

When God gives us direction, He will follow through with His plan. For our part, we need to trust God completely. That day, Deborah and Barak made up a song about the battle to praise and thank God. They did not take the credit for winning the battle; instead, they praised God for giving them victory over their enemies.

They understood that the Lord is the One who is in control. They were so happy that the Lord was in their lives. Deborah and Barak sang, "Praise the Lord! Hear this you kings! Listen you rulers! I will sing to the Lord, I will sing; I will make music to the Lord, the God of Israel."

God heard their words of thanksgiving and the Israelites had peace in their land for 40 years! What a mighty God we have. This God of Israel is the same God yesterday, today, and forever. Let's pray that we can believe and trust more in God every day.

As we become stronger and more able to do things for God, let's also remember to give thanks to the Lord at all times for He has blessed us with all our talents and skills! We should follow in the example of Deborah and Barak, who sang praise to God after winning the battle.

[As a concluding activity, have the students sing a praise song together. Let them know that this wasn't the song that Deborah sang, but that we can always praise God by singing hymns and songs that give God all the glory!]

Let's sing "He's Got the Whole World in His Hands." [You can pick which verses to sing with the students depending on how much class time you have left.]

He's got the whole world in His hands,
He's got the whole world in His hands,
He's got the whole world in His hands,
He's got the whole world in His hands.

He's got my brothers and my sisters in His hands,
He's got my brothers and my sisters in His hands,
He's got my brothers and my sisters in His hands,
He's got the whole world in His hands.

He's got the sun and the rain in His hands,
He's got the moon and the stars in His hands,
He's got the wind and the clouds in His hands,
He's got the whole world in His hands.

He's got the rivers and the mountains in His hands,
He's got the oceans and the seas in His hands,
He's got you and he's got me in His hands,
He's got the whole world in His hands.

He's got everybody here in His hands,
He's got everybody there in His hands,
He's got everybody everywhere in His hands,
He's got the whole world in His hands.

CHECK FOR UNDERSTANDING

- 1. What did God do to the Israelites because they sinned against Him?** He allowed Jabin, the king of Canaan, to treat them badly.
- 2. Which prophetess was leading Israel at that time?** Deborah.
- 3. What did the Lord command Barak to do?** To fight against Sisera, the commander of Jabin's army.
- 4. What was Barak's reaction to God's command?** Barak was afraid, and he didn't want to go to the battle by himself.
- 5. Who won the battle between the Israelites and Sisera's army?** The Israelites.
- 6. What happened to Sisera?** He was killed by Jael in her tent.
- 7. What did Deborah and Barak do after the battle to show their thanks to God?** They sang a song of praise.

MEMORY VERSE PRACTICE

Please reinforce the memory verse every week.
You can practice the memory verse with your students anytime during class.

"Be thankful to Him, and bless His name." (Psalm 100:4b)

 SPIRITUAL TEACHING & LIFE APPLICATION

The Bible tells us that God's people, the Israelites, tended to only follow and listen to Him when times were hard. However, when times were good, they forgot about God and just did what they wanted to do. This made God feel very sad.

If we think about our own actions, we sometimes are just like the Israelites, too. When we are doing well, we don't talk to God or keep Him in mind. But when things get hard, we run to God for help. Dear students, have you ever had that experience before? [Encourage students to share.]

Do you know that God really wants us to follow Him and listen to Him every day? How can we follow Him and listen to Him every day? [Have students give examples.]

We can pray to talk with God and hear what He has to say to us. We can learn from the Bible about what is right or wrong. We can also talk to our parents and ask them to help us make the right choices every day. Let's listen to a story of a little girl named Nancy, and how she worked hard to follow and listen to God every day.

Nancy was six years old the year that she started first grade. She made many good friends at school and among them was Michelle. Nancy loved to play with Michelle during recess. When people asked her who her best friend at school was, she would immediately answer "Michelle."

On Saturdays, Nancy would go to church with her parents to worship God. She liked going to church, and especially to her Bible class, where she could sing hymns, listen to Bible stories, and do fun crafts together with her church friends.

One day, Nancy came home from school filled with excitement, and eagerly rushed over to show something to her mom.

"Mom, look at this," she said with a big smile while waving a little card in front of her mom's face.

Mom gently replied, "What is it, sweetheart?"

"Look at what I got from Michelle today! She asked me to go to her birthday party."

Mom took the card, glanced at the party date, and then looked at the calendar. Finally, she said, "Nancy, sweetie, Michelle's birthday party is on a Saturday. We go to church on Saturdays, remember?"

Nancy continued, "But Mom, Michelle is my best friend. I need to go to her birthday party. I have to be there."

Mom answered patiently, "You can always celebrate it with her the day before, on Friday, when you see her at school."

Nancy was about to cry. "No, Mom. That's not the same. I want to go to her party."

Mom said firmly, "Don't cry, Nancy. You know how important it is for us to go to church for Sabbath worship. God knows that you really care about your friend, but I'm sure He would be even more proud to see you at church learning about Him instead of going to a party."

Mom continued, "What about this, my dear? Let me call Michelle's mom, and see if Michelle can come to our house to play the Friday before her birthday. You girls can make some chocolate cupcakes together. Does this sound good?"

"Can you call now, Mom?" Nancy asked quietly with the hint of a smile growing on her face.

Mom hugged Nancy gently and said, "Yes, now, my dear. I know that God is also smiling at you right now for making the right decision!"

This was a tough decision for Nancy to make, wasn't it? What would you do if you were Nancy, wanting to go to your friend's birthday party on a Saturday? [Encourage students to share.]

Instead of insisting on having her own way, Nancy listened to what her mom had to tell her. She followed God's commandment and made the right decision. We want our heavenly Father to be proud of us. We know that God is always there to help us do the right things every day.

Now, take out a piece of paper and write down three things that you can do every day this week to follow and listen to God. Bring this piece of paper home and tape it on your desk. Help one another carry out the promise you made with God. You will be surprised to experience God's blessings when He sees your heart of determination to be a good Christian soldier.

 ACTIVITIES

1

Finding My Talent Charade Game

Objective: To allow students to reflect on all the talents and spiritual gifts that God has blessed them with.

Materials

- Bible
- White board
- Dry-erase markers
- Timer or stopwatch

Preparations

1. Before starting the game, have the students name different talents that people may have, and list them on the board.
2. Encourage the students to list some spiritual gifts as well. They can be found in the following verses:

- 1 Cor 12:8-10
- Eph 4:11-12
- 1 Pet 4:10-11
- Rom 12: 4-8

3. A good list may look like this:

Talents	Spiritual Gifts
Drawing	Having Bible knowledge
Having wisdom	Having faith
Singing	Praying for others
Teaching	Preaching
Writing	Knowing right from wrong
Acting	Sharing God's love w/others
Playing music	Sharing God's love w/others
Playing sports	Serving others
Creating arts	Being kind
Storytelling	Being patient

[Make sure there are plenty of options to choose from to make the game more interesting.]

Instructions

1. Once the list has been compiled, it's time to play charades. If you have enough students, divide them into two teams.
2. One student from each team can come takes turns coming up to the front to act out whatever talent or spiritual gift you (the teacher) have assigned to the student.
3. The rule is "act without speaking." As the player acts out for their team quietly, he or she can only nod or shake their head to answer questions from team members.
4. Each team gets one minute to guess the correct answer. [Teacher may use a timer or stopwatch to time the students. If your students are younger in age, you may give them 2 to 3 minutes for each turn.]
5. When the time is up and the playing team still can't guess the correct answer, the other team gets to guess the answer.
6. Whichever team correctly guesses the most talents or spiritual gifts wins!

2

Yarn Pathfinder

Objective: To reinforce God's guidance and blessings in our everyday lives.

Materials

- Craft sticks, two per student
- Glue
- Markers
- Yarn, assorted colors

Instructions

1. Glue two craft sticks together to make a cross.
2. Tie one end of the yarn around the middle of the cross.
3. Wrap the yarn over the two sticks.
4. Go back under the second stick with the yarn.
5. Bring the yarn under and pull it over the next stick.
6. As you continue with this "over two, under one" sequence, talk about how God guides every one of us and gives us success, just as He gave Deborah and Barak success. Talk about how God is the cause of our success and how we should always give glory to Him in anything we do.
7. When you come close to the end of the sticks, tie the yarn off in a loop. Using a marker, print the points of the compass on the ends of the craft sticks.
8. Hang up the pathfinder as a reminder of God's guidance.

HOMEWORK ANSWER KEY

1. "Be thankful to Him, and bless His name." (Psalm 100:4b)
2. A
3. B
4. C
5. False; during the judges period, God appointed judges, not kings.
6. False; she was both a prophetess and a judge.
7. Barak
8. God felt sad.
9. 900
10. Answers may vary.

E1 Year 1 Book 4 Lesson 2—The Lord Saves Israel through Deborah and Barak

Homework Assignment

Name: _____ Parent signature: _____ Date: _____

Bible Truth: The Lord gives us all of our victories and successes.

- Lesson Objectives:**
1. To be faithful to God in good and bad times.
 2. To trust in God for help when we are afraid.
 3. To always give thanks to God.

Bible Reading: Please put a checkmark in the space when you complete the reading each day.

Prayer: Please put a checkmark in the space on the days you prayed to God.

	Sun	Mon	Tue	Wed	Thu	Fri	Sat
Bible Reading							
Prayer							

Memory Verse

Please write down this week's memory verse.

(Psalm 100:4b)

What I Learned from the Bible This Week

1. _____
2. _____
3. _____

Homework Assignment

Understanding What You Have Learned

1. Write down the memory verse for this week.

Multiple Choice

2. _____ : Who did God use to rescue Israel from their enemies?
 a. Judges b. Kings c. Warriors
3. _____ : Why wouldn't Barak go to battle by himself?
 a. He was hurt. b. He was afraid of Sisera's army. c. He was sick.
4. _____ : How did Deborah praise God after winning the battle?
 a. In writing b. In dance c. In song

True or False

5. Did God appoint kings to rule over Israel? _____
6. Deborah was a prophetess, but not a judge. _____

Fill In the Blank

7. _____ led the Israelite army to fight against commander Sisera's iron chariots.

Short Answer

8. How did God feel when the Israelites disobeyed Him so quickly? _____

9. How many iron chariots did Sisera's army have? _____

Life Application

10. God has blessed all of us with special talents and spiritual gifts to serve Him. Interview TWO members of your family to find out what special talents and spiritual gifts God has given them and write them down. Also, ask them to tell you how they plan to use these talents and gifts to serve the Lord!

Family member #1: _____ (name and relationship)

What talents and gifts has God given him/her?

How does he/she plan to use these talents and gifts to serve God?

Family member #2: _____ (name and relationship)

What talents and gifts has God given him/her?

How does he/she plan to use these talents and gifts to serve God?

LESSON 3

THE LORD SAVES ISRAEL THROUGH GIDEON

BEFORE YOU TEACH

Midianites

The Midianites, desert people who descended from Abraham's second wife Keturah (Gen 25:1-2), were always in conflict with Israel. While the Israelites were still wandering in the desert, they battled the Midianites and almost destroyed them completely (Num 31:1- 20). However, as the Israelites failed to completely destroy the Midianites, the tribe repopulated and began oppressing Israel.

In Gideon's time, the Midianites (and Amalekites) were camel-riding nomads who crossed the Jordan River into central Canaan at harvest time to plunder and destroy, causing famine-like conditions. They are believed to be the first people to domesticate the camel on a large scale, which gave them greatly increased desert mobility. They preferred attacking the Israelites when the harvest was ripe, and destroying "the produce of the earth." Out of their misery, the people of Israel cried out to God, who raised up Gideon to deliver them.

Gideon

The name Gideon means "destroyer" or "mighty warrior." Gideon was the son of Joash, from the clan of Abiezer in the tribe of Manasseh. As is the pattern throughout the Book of Judges, the Israelites had again turned away from God following forty years of peace that had been brought about by Deborah's victory over Canaan.

Now, God once more allowed Israel to be attacked by the neighboring Midianites and Amalekites. God heard the Israelites' cry for help and chose Gideon, a young man from an unremarkable clan in the tribe of Manasseh, to free the people of Israel from foreign attacks, and to lead them back from their worship of idols.

The Midianites never recovered from the attack, and the land was at peace for forty years during Gideon's lifetime. Gideon returned home and eventually had seventy sons by many wives. He died an old man and was buried by his father in Ophrah. His victory over the Midianites was remembered for many generations as the "day of Midian" (Isa 9:4).

Threshing Wheat

Gideon happened to be threshing wheat in a winepress when the Angel of the Lord first appeared to him. Threshing wheat was the process of separating the grains of wheat from the useless outer shell called the chaff. Farmers would toss the beaten wheat into the air, and the chaff would be blown away by the wind.

Traditionally, farmers threshed their wheat in large, open areas. If Gideon had done this, however, he would have been an easy target for the bands of raiders who were overrunning the land. To protect himself from the Midianite raiders, Gideon was forced to thresh his wheat in a winepress, likely in a pit that was out of sight of passers-by.

BIBLE TEXT

Judges 6-7

BIBLE TRUTH

God can use even the weakest or smallest in mighty ways.

LESSON OBJECTIVES

1. God gives the victory, but we must obey His lead.
2. To be able to let God use us to do His great work.

MEMORY VERSE

"The Lord is my strength and my shield; my heart trusted in Him, and I am helped."

(Psalm 28:7a)

PRAYER

In the name of the Lord Jesus Christ, we pray. We thank You, Lord, for gathering us here today to worship You. Even though we are young, we know that You can still use us to do great things. Please guide us through today's lesson as we learn how You used Gideon and his 300 men in a mighty way. Hallelujah! Amen.

UNDERSTANDING YOUR STUDENTS

“You’re too young”; “You’re too small”; or “You don’t know how.” Your students at this age may have heard these words countless times while attempting to help others. However, with God, no one is ever “too young,” “too small,” or “too weak,” especially children! In fact, when Jesus was on earth, He respected children and called on others to follow their simple faith (Mt 18:3-4, 10).

Explain to your students that Jesus did not come to earth as a grown-up. He entered our world as a baby in Bethlehem. The Lord knows what it’s like to be a child, because He had been one, too. He knows and cares about the fears, hopes, and desires of children, and He responds to children with acceptance and love.

Encourage your students to think of ways the Lord can use them. Instead of dwelling on the things they can’t do, the students can focus on the things they can do. Help them think of ways they can serve the Lord at home, at church, and at school.

You can do a simple exercise on the board:

1. Draw three wide columns on the board and label them, “Home,” “Church,” and “School.”
2. Give students a minute or two to think about all the things they can do to serve the Lord in these three locations.
3. Have the students come up 3 to 4 at a time to write down all the things they can think of.
4. Have a quick class sharing about all the things they wrote down.

The students may be surprised to see how much they can already do for the Lord. They will find that no one is too young or too weak to serve the Lord. God can use the weakest and smallest in mighty ways, for He is the origin of all strength. You can use this as an opening activity before telling the story.

VOCABULARY

shield: a person or thing that provides protection

winepress: a place to crush grapes to make wine

Baal: a made-up god that people in biblical times worshiped instead of God

Asherah: a made-up goddess that people in biblical times worshiped instead of God; she was the wife of Baal

dew: little drops of water that form at night

torch: a large flame that could be carried around and used as a light

REVIEW

Last week, we learned about a brave and special woman who led the Israelites. Do you remember what her name was? (Deborah.) What did Deborah do? (She went with Barak into battle.) What happened in the battle? (God took care of His people and helped them win the battle.) Who helped the Israelites win? (God.) What happened to Sisera, the commander of the enemy’s army? (He ran away into the tent of Jael, who hammered a tent peg through his head and killed him.)

What did we learn from last week’s lesson? Right, God is the one who gives us success in our lives. Deborah and Barak sang a song of praise to God for giving them success. We should also praise God whenever we do something well. We should honor Him only.

After the Israelites conquered their enemy, they had peace in the land for forty years. But soon, they began to sin against God again. Because of their sin, God allowed the Midianites to overpower them. Do you know who the Midianites were? [Wait for students to respond.] The Midianites lived in the desert and were very mean and violent to the Israelites. Today, we will learn how God sent another leader to save the Israelites.

BIBLE STORY

The Midianites Bully the Israelites

Back then, there was no peace in the land of the Israelites because the people from Midian were always attacking the land. The Midianites were very powerful and numerous. They would bully the Israelites and destroy their land until it was ruined entirely. The Israelites were forced to live in caves and in mountains because of these ambushes. Whenever the Israelites planted crops in the ground, the Midianites would ruin all of their crops and kill all of their sheep, cattle, and donkeys. They gave the Israelites many troubles and made them very poor, until the Israelites had no other solution but to cry out to the Lord for help.

The Lord Sends Gideon

What kind of person do you think God would send to the Israelites to rescue them from their misery this time? Someone who was strong and mighty, or perhaps an experienced soldier? Would anyone like to guess? [Encourage students to answer.]

Well, the Angel of the Lord appeared one day and sat down under an oak tree that belonged to a man named Joash. He had a son named Gideon, a young man at the time. Gideon was down in a winepress, threshing his grain and trying to stay hidden from the Midianites.

[Explain to the students what a winepress looks like by printing an image from the Internet or illustrating it on the board for them to see. Also, talk about the process of threshing wheat. See "Before You Teach" for more information.]

The Angel of the Lord spoke to Gideon [use a dramatic voice to imitate the Angel's voice], "The Lord is with you, mighty warrior." [Continue with a strong and positive voice.] "The Lord is with you, mighty warrior!" [Motion with hands for students to say it again with an even louder voice.] "The Lord is with you, mighty warrior!"

How do you think Gideon felt when the Angel called him a "mighty warrior?" [Wait for students to reply.] He probably didn't feel like a mighty warrior, hiding down there in the winepress. He probably didn't feel like the Lord was with him, either.

So, instead, Gideon said to the Angel, "But if the Lord is with us, why are all of these terrible things happening to us? What happened to all of the wonderful things the Lord did when He brought our fathers out of Egypt? Now the Lord has forgotten us and left us to the Midianites."

At this time, the Lord turned to Gideon and said, "Go with the strength that you have and save Israel from the Midianites. Am I not sending you?"

[Use a timid and worried voice to say this line.] "But Lord," Gideon asked, "How can I save Israel? My clan is the smallest in the tribe, and I am the weakest in the family."

The Lord answered, "I will be with you, and you will defeat all of the Midianites."

Gideon thought of himself as the least of the least. But remember, the Lord called him a "mighty warrior." That's because the Lord saw him not only as who he was, but who he could be. So Gideon asked God for a sign that this was really God talking to him. Gideon prepared some food for the Angel and set it on the table. The Angel touched the food with His staff and there the food was consumed in the fire like an offering on an altar, and the Angel disappeared!

Israel Prepares to Fight Midian

Convinced now that the Lord was with him, Gideon fearlessly tore down all the altars to the false gods Baal and Asherah that were in his town. He then rallied 32,000 men to prepare for battle against the Midianites. A few days before the battle, Gideon asked the Lord for another sign to confirm that God would use him to save Israel.

Gideon Asks for a Sign

Gideon said to God, "If You will save Israel through me, as You have promised, please show me another sign. I will put a sheepskin on the floor. If the ground all around it is dry and the sheepskin is wet with dew in the morning, I will know that You will save Israel through me."

The next morning, Gideon got up very early, and it happened just as he had said: Though the ground was dry, he wrung out a bowlful of water from the sheepskin.

Then Gideon said to God, "Please don't be angry with me, and let me ask one more thing. This time, make the sheepskin dry and the ground around it wet with dew." That night, God did as Gideon asked. Only the sheepskin was dry, and the ground all around it was wet with dew.

The Lord Chooses Three Hundred Men

By this point, Gideon was probably starting to feel like a mighty warrior. But then God did something unexpected. The Lord said to Gideon, "You have too many men. If I allow you to win with this many men, you may brag and say that you saved yourselves. So tell anyone who is afraid that they may go home." As a result, 22,000 men left, and 10,000 stayed.

The Lord again said to Gideon, "There are still too many men. Take them down to the water, and I will tell you which men to take with you." So Gideon took the men down to the water. The Lord said to Gideon, "Take the 300 men who lapped the water with their hands. All the other men who got down on their knees to drink may go home." In the end, only 300 men stayed with Gideon to fight against the Midianites, as God had planned.

Gideon Hears an Encouraging Dream

Now Gideon must have been really afraid. He wanted to trust God, but the situation seemed impossible. The night before the battle, Gideon looked down into the valley of

the Midianite camp below him and saw that the Midianites were as thick as locusts. Their camels alone were more numerous than the sand on the seashore.

God knew that Gideon was still afraid, so He told him to sneak down into the Midianite camp and listen to what the men were saying. Then Gideon would feel better and know that God was with him.

That night, Gideon and his servant Purah snuck into the Midianite camp. Gideon got there just as a man was telling his friend, "I had a dream that a round loaf of barley bread came tumbling into the camp. It struck the tent with such a great force that the tent fell down." His friend replied, "This means that God has surely given us into Gideon's hands!"

The Lord Gives the Israelites Victory

When Gideon heard the dream and its meaning, he worshiped and praised God. He returned to the camp of Israel and called out, "Get up! The Lord has given the Midianites into your hands!" Gideon divided the 300 men into three groups. He gave every man a trumpet and an empty jar with a torch inside of it.

"Watch me," Gideon told them, "Follow my lead. When I get to the edge of the camp, do exactly as I do. When you hear my group blow our trumpets, then blow your trumpets from all around the camp. Shout, 'For the Lord and for Gideon!'"

At about ten o'clock at night, Gideon and his group reached the edge of the Midianite camp. They blew the trumpets and broke the jars that were in their hands. All three groups blew their trumpets and smashed their jars. With the torches in their left hands and the trumpets in their right, they shouted, "A sword for the Lord and for Gideon!"

Each man stayed in his position all around the camp, and all the Midianites ran, shouting and crying as they went. When the trumpets were blown, the Lord caused the men of the camp to fight against themselves with their swords. The Israelites had a total victory!

In this way, the Israelites defeated the Midianites, who did not trouble the Israelites again. While Gideon lived, Israel enjoyed peace for forty more years.

Final Thoughts

Here is a question for you to think about as we come to the end of our story: "How can you do things for God when you think that you are too young and can't do anything right?" [Have students turn to their neighbor to share their thoughts. Call on a few pairs to share with the class.]

Well, like Gideon, you can remember this: "The Lord is with you, mighty warrior!" Yes, you can do it! You can do great things for God regardless of your age. For He is our strength and our shield!

CHECK FOR UNDERSTANDING

1. **Why did God allow the Midianites to overpower the Israelites?** The Israelites began sinning against God again.
2. **Who did God choose to save the Israelites?** Gideon.
3. **Did kind of family did Gideon come from?** A weak one.
4. **What signs did God use to show Gideon that he would win the battle?** On one night, the sheepskin was wet while the ground was dry; on the other night, the sheepskin was dry while the ground was wet.
5. **Why was it better for a soldier to lap water from his hands than to bend over the river?** He could still be on the lookout for the enemy.
6. **During the battle, how many men did the enemy have and how many did Israel have?** The enemy had too many men to count and Israel only had 300.

MEMORY VERSE PRACTICE

Please reinforce the memory verse every week.
You can practice the memory verse with your students anytime during class.

"The Lord is my strength and my shield; my heart trusted in Him, and I am helped." (Psalm 28:7a)

 SPIRITUAL TEACHING & LIFE APPLICATION

1. God gives the victory, but we must obey Him with all our heart.

Gideon and 32,000 Israelite troops gathered near the Midianite camp, but their 135,000 oppressors severely outnumbered them. Gideon was ready to do battle, but God had other plans. God told Gideon to let anyone who was afraid to go home. 10,000 stayed, but God wanted a smaller group. He was going to show His people how powerful He was. Finally, with only 300 men, Gideon and his little army surrounded the Midianites. On his signal, they blew trumpets, broke the pitchers covering their torches, and shouted, "The sword of the Lord and of Gideon!" (Judg 7:20). This story illustrates an invaluable lesson: **it is God who gives the victory**. Then the unthinkable happened. These 300 men—holding not swords, but torches and trumpets—routed the entire Midianite camp. Scripture records that God "set every man's sword against his companion throughout the whole camp" (Judg 7:22). God turned the enemy camp into defeat and huge chaos! This was indeed a miracle of God!

We know that God is a powerful God. But what does it take to win? That's right, our obedience!

Obedience to Jesus Christ

The genuine proof of love is obedience. God wants genuine obedience that is from our hearts, not externally motivated.

A. Jesus commanded us to obey.

John 15:10

"If you keep (**obey**) My commandments, you will abide in My love, just as I have kept My Father's commandments and abide in His love."

John 15:20

"Remember the word that I said to you, 'A servant is not greater than his master.' If they persecuted Me, they will also persecute you. If they kept (**obeyed**) My word, they will keep (**obey**) yours also."

B. The Apostles also obeyed.

Acts 5:29

"But Peter and the other apostles answered and said: 'We ought to **obey** God rather than men.'"

Phil 2:12

"Therefore, my beloved, as you have always **obeyed**, not as in my presence only, but now much more in my absence, work out your own **salvation with fear and trembling**."

2. I am never too young to do great things for God.

Have you ever thought that you were too young to serve God? Well, you'd be surprised to learn that God can use young children like you to do His important work in the world. Do you already have some ideas of how God can use you to be His "mighty warrior"? If you have a willing heart to do things for God, He will give you opportunities that are just right for who you are, and where you are.

God knows exactly how you can serve Him at home, at school, and at church. Here are some of the ways you can serve the Lord. Take a minute to review the list and see how many you can achieve in the next weeks to come:

1. If you're good at reading, writing, math, or any other subject in school, you can offer to help someone who might be having a hard time with these subjects.
2. You can donate a Bible storybook to your church library or a local public library.
3. Invite a friend to come to church and attend an RE class with you.
4. Pray for your friends and their families. God is pleased to answer the prayers of His children.
5. Ask God to show you how to help someone. Maybe you can offer to carry groceries for someone, weed a neighbor's yard, help Mom with some house chores, pick up trash at school and in the classroom, etc.

6. Tell a friend about the Lord Jesus Christ and how He died and rose for them. Let them know that they can be a child of God, just like you.
7. Take care of your body, which is the holy temple of God, by staying away from harmful things.
8. At the end of the school year, give your favorite teacher or coach a thank-you card with a nice message and a verse from the Bible.
9. If you are good at sports, honor God as the giver of your skill and show good sportsmanship.
10. Prepare yourself to serve by attending church, reading your Bible every day, and praying. All of these will help you learn about God and what He'd like you to do.

Remember to "let no one despise your youth, but be an example to the believers in word, in conduct, in love, in spirit, in faith, in purity" (1 Tim 4:12). God has provided many ways for you to serve Him, as long as you have a heart to be His mighty warrior and do great things for Him.

HOMEWORK ANSWER KEY

1. "The Lord is my strength and my shield; my heart trusted in Him, and I am helped." (Psalm 28:7a)
2. B
3. A
4. 32,000; 300
5. "The Lord is with you, mighty warrior!"
6. Because Gideon was uncertain, afraid, and cautious.
7. They were a weak army. The Israelites probably felt very scared at seeing that many Midianites encamped against them, even though they knew that God was with them.
8. Answers may vary.

ACTIVITIES

1

Never Forsaken Game

Objective: To reinforce God's love to children, and how He will never forsake us.

Materials

- A chair for each student

The following activity is similar to musical chairs, but with a twist.

Instructions

1. Set the chairs back to back. Make sure you have one less chair than the number of students playing.
2. Explain to the students that instead of hearing music, they will hear you read some promises from the Bible. (The promises tell us that God will never forsake us.)
3. They are to listen to the promises closely. When they hear you say the word "forsake" or "forsaken," they may sit down in a chair.
4. If they sit down before you say the word, they are automatically out.
5. There are five texts, so there should not be more than six students playing per round.
6. Texts can be repeated for each new round.
7. Print out the following texts ahead of time so you don't have to look each one up individually during the activity (students who get "out" can read the text for the next round).

- Deut 31:6
- 2 Cor 4:9
- Heb 13:5
- 1 Sam 12:22
- Ps 9:10

2**True or False Review Game**

Objective: To review story details by playing the game.

Materials

- Two pieces of construction paper labeled “True” and “False”
- Tape

Preparations

Prepare a list of true and false statements about today’s lesson. Some examples have been listed below.

- Gideon came from a powerful family (F)
- Gideon was separating the grain from the straw in a winepress when an Angel came to see him (T)
- Gideon won the battle with only 300 men (T)

Instructions

1. Mark off two areas in the classroom, designating one the “True” area and one the “False” area by taping the labeled pieces of construction paper on the floor.
2. Read the statements aloud one at a time. If the student thinks the statement is true, they should stand in the “True” area; if false, then in the “False” area.
3. Depending on your students, you may choose to eliminate those who answer incorrectly. (They may sit back down at their seats.) If you choose not to eliminate, the students can keep score of how many they have answered correctly.

3**Bible Drama**

Objective: To review the story details by role-playing.

Materials

- Piece of fleece, wool, or cotton
- Real or toy trumpet
- Long tapestry candle (to represent torch)
- Pitcher

Instructions

1. This Bible story contains many small acting parts that may be pantomimed by the students without reading a script.
2. The entire story can be dramatized as you narrate the story.
3. The props mentioned in the above materials list are recommended for added visual effect.
4. Role-playing parts needed:
 - Gideon
 - Israelite army
 - Purah
 - Two Midianite soldiers
 - Midianite army

E1 Year 1 Book 4 Lesson 3—The Lord Saves Israel through Gideon

Homework Assignment

Name: _____ Parent signature: _____ Date: _____

Bible Truth: God can use even the weakest or smallest in mighty ways.**Lesson Objectives:** 1. God gives the victory, but we must obey His lead.
2. To be able to let God use us to do His great work.**Bible Reading:** Please put a checkmark in the space when you complete the reading each day.**Prayer:** Please put a checkmark in the space on the days you prayed to God.

	Sun	Mon	Tue	Wed	Thu	Fri	Sat
Bible Reading							
Prayer							

Memory Verse

Please write down this week's memory verse.

(Psalm 28:7a)

What I Learned from the Bible This Week

1. _____
2. _____
3. _____

Homework Assignment

Understanding What You Have Learned

1. Write down the memory verse for this week.

Multiple Choice

2. _____ : After Deborah died, who did the Israelites gradually turn to for worship?
- God
 - Idols
 - Kings
3. _____ : What did Gideon's army take with them into battle?
- A trumpet and a jug
 - A sword and a piece of metal
 - A cross and a stone

Fill In the Blank

4. Gideon had _____ men to start out as he prepared to fight the battle. He had only _____ left in the end that actually fought in the battle.

Short Answer

5. What did the Angel of the Lord say to Gideon when they first met?

6. Why did Gideon ask God for signs?

7. Compared to the Midianite army, was the Israelite army a weak one or strong one? How do you think the Israelites felt when they were about to fight the Midianites?

Life Application

8. Although the Israelite army was a small one, God still used them mightily. How can God use us today to serve Him at home, at school, and at church? Draw examples below.

At home...

At school...

At church...

LESSON 4

SAMSON MAKES BAD CHOICES

BEFORE YOU TEACH

Samson

The name Samson means “the sun,” which proclaims the radiance and mightiness of his life.

Samson is the third to last of the judges mentioned in the Bible. He was a mighty warrior who received superhuman physical strength from God. Some of his heroic feats included wrestling a lion, slaying an entire army with only a donkey jawbone, and destroying a temple with his bare hands.

When Samson was born, the Israelite tribes nearest the coast had been subjected to the Philistines for some forty years (Judg 13:1). The Philistines were established in much of the tribal territory of Dan and Judah. The two races lived together in the same land, even though they remained enemies with one another.

Nazirite Vow

A Nazirite was a person who took the “vow of a Nazirite to separate himself to the Lord.” A man or woman who took the Nazirite vow dedicated him or herself completely to God for a stated period. Sometimes this was for life; other times, a child would be dedicated from birth.

The Nazirite vow was a form of consecration to the service of God. During the period of this vow, the Nazirite was not to cut his hair, touch a dead body, drink any fermented beverage, or consume any product of the grapevine. Requirements and procedures of this vow appear in Numbers 6:1-21.

Samson was dedicated to God as a Nazirite while he was still in his mother’s womb (Judg 13:2-7).

He grew up to become the most famous Nazirite in the Bible. Unfortunately, Samson violated all three conditions of the Nazirite vow: he touched the dead body of a lion he killed (Judg 14:8-9); he joined in a feast of mishteh, a “drinking bout,” before his wedding (Judg 14:10); and he let his hair be cut (Judg 16:19).

After his death, he was buried in Tel Tzora in Israel, which overlooked the Sorek valley. There resides two large gravestones of Samson and his father Manoah.

Philistines

The Philistines were an enemy to Israel. Nobody knows for sure who the Philistines were or where they came from. They seemed to be the Greeks that fled the collapse of the Mycenaean palaces. The warlike Philistines dominated the Israelites in the time of Samson, occupying the southern coast of Canaan.

One reason for their dominance was their ability to make iron weapons while the Israelites were still using bronze (1 Sam 13:19; 17:7),

BIBLE TEXT

Judges 13:1-16:31

BIBLE TRUTHS

1. Samson was to be dedicated as a Nazirite from birth, but he broke his vow to God.
2. Samson did not stay close to God, thus, he made bad choices and decisions.

LESSON OBJECTIVES

1. To learn to be a true Nazirite, holy and separated from the world.
2. To learn the importance of choosing friends wisely.

MEMORY VERSE

“He who walks with wise men
will be wise.”

(Proverbs 13:20a)

PRAYER

In the name of the Lord Jesus Christ, we pray. We thank You, Lord, for protecting us through this past week and guiding us here to worship You. Please help us understand the importance of choosing our friends wisely, so we can be with those who will help us to be more like You. Hallelujah! Amen.

a secret they withheld from the Israelites until they were forced by David to surrender it.

Dagon

Dagon, the god of grain and harvest, was the chief god of

the Philistines. Many temples were built to Dagon, and his worship included human sacrifice. The temples were also the local entertainment centers. Just as people today crowd into theaters, Philistine townspeople crowded into their local temples.

UNDERSTANDING YOUR STUDENTS

Even though the Bible tells us to choose our friends wisely, children at this age may not always befriend the right people, sometimes because of peer pressure or the desire to fit in. In today's lesson, your students will learn the awful consequences Samson suffered because he did not choose his companions wisely.

He opted to associate with the Philistines, who were the major enemy of Israel at that time. He chose one Philistine woman as his wife and fell in love with another. He made a bargain with thirty Philistines, which cost him his first wife. His choice of companions was the cause of his undoing in the end.

Help your students understand the importance of having good friends. The Bible tells us, "Bad company corrupts good character" (1 Cor 15:33b). Our friends influence the values we develop—over time, we begin to

think and act like our friends. Some friends may even influence us to lie, cheat, or steal. Sometimes, choosing the wrong friends can lead us into bad situations, as with Samson and Delilah.

Let's remind our students to make wise decisions and keep friends with those who love the Lord. Just as wrong friends can influence us to do wrong, friends who love our Lord Jesus can encourage us to do what is right. Ask your students whether or not they have ever gotten into trouble for following their friends' ideas.

You may also take the opportunity to have your students think about whether or not they have friends who love the Lord and encourage them to do what is right. Although this kind of friend may be hard to find, we can ask God to help us find such a friend. God promises blessings to those who choose their friends wisely (Ps 1:1).

VOCABULARY

Nazirite: a person under a special vow to give himself to the Lord and serve God with holiness and a pure heart

feast: a big and fancy meal enjoyed by a big crowd usually during a celebration

riddle: a puzzle using words with a tricky meaning or an answer that is hard to guess

temple: a special building to worship in

pillars: big poles of wood or stone that hold up a roof

REVIEW

Last week, we learned how the Lord chose another leader to save the Israelites. Does anyone remember whom God chose? (Gideon.) Was Gideon a powerful man? [Allow time for students to answer.] No, he was the weakest in his family, and his clan was the least in the tribe. However, God used him to save the Israelites from the Midianites.

When the time came to fight the Midianites, how many men did Gideon have with him? (Only three hundred.) How many Midianites were there? (So many that they couldn't be counted; they were like a huge swarm of grasshoppers.) But through the power of the Lord, the Israelites were able to defeat their enemy.

After having peace during the time of Gideon, the Israelites again began to sin against God. So, the Lord allowed the Philistines to overpower them for forty years. In today's story, we will be learning about another leader of Israel who God sent to save the Israelites, despite many unwise things he did throughout his life.

BIBLE STORY

Samson's Birth

There was a man from the tribe of Dan whose name was Manoah. His wife could not bear children. One day, an Angel of the Lord appeared to her and said, "Even though you have not been able to bear children, you are going to have a son. Now make sure that you don't drink wine and that you don't eat anything unclean in the sight of God. Do not shave your son's head because he is to be a Nazirite. He will be set apart and special to God from the time he is born, and he will save Israel from the Philistines."

Students, do you know why it is very special to be a Nazirite? [Wait for students to respond.] When you are a Nazirite, you take a special vow to keep holy, turn away from evil, and serve God with a pure heart.

In time, Manoah's wife gave birth to a son, who she named Samson. He grew up to be mighty and strong. The Lord blessed him and the Spirit of the Lord began to move within him.

Samson Falls In Love with a Philistine Woman

When Samson was a grown man, he was ready to marry and have his own family. At this time, he went down to Timnah and saw a young Philistine woman [refer to a map to show where Timnah is and approximately where Samson lived at that time].

When he came home, he said to his father and mother, "I have seen a Philistine woman in Timnah that I like; now get her for me so I can marry her." His father and mother replied, "Isn't there anyone among our relatives or our own people that you like? Must you choose a Philistine woman to be your wife?" But Samson insisted, "Get her for me. She's the right one for me."

Students, can you tell what sounds wrong in Samson's conversations with his parents? [Wait for response.] The tone of his voice sounds as if he is the boss of his parents. When they tried to talk him out of marrying a Philistine woman, an enemy of the Israelites and a non-believer, what was his reaction? He didn't listen and insisted on having his way.

Samson Kills a Young Lion

Eventually, Samson's parents gave in to his wishes. Together, they went down to Timnah for Samson to meet the Philistine woman and her family. As Samson came near a vineyard, a young lion suddenly came roaring towards him. The Spirit of the Lord came upon Samson mightily and he tore the lion apart, as he would have done to a young goat. He didn't tell his parents what he had done. Then Samson went and talked to the woman, and he really liked her.

Samson's Riddle

Some time later, as Samson went back to marry the

Philistine woman, he purposely turned off the road to look at the dead lion. In it, he saw a swarm of bees and some honey, and he scooped the honey out with his hands. He ate some, and when he saw his parents, also gave them some. But he didn't tell them where he had gotten the honey.

Students, had Samson broken his Nazirite vow by doing that? [Encourage students to answer.] Yes, he had broken his vow by eating honey out of a dead lion's body, which was considered unclean in the sight of God.

When Samson got to the woman's house, he held a great feast there. He was given thirty people to serve him. Samson said to them, "Let me tell you a riddle. If you can give me the answer within seven days, I will give you thirty sets of clothes. If you can't tell me the answer, you must give me thirty sets of clothes." They answered, "Tell us your riddle." He replied,

"Out of the eater, something to eat; out of the strong, something sweet."

The Riddle Is Answered

For three days they could not tell him the answer. On the fourth day, they said to

Samson's wife, "Get your husband to tell you the answer, or else we'll burn you and your family to death. Did you bring us here so you could rob us?"

Then Samson's wife became very upset and cried, "You hate me! You don't really love me! You have given my people a riddle, and you won't tell me the answer." She cried the whole seven days of the feast. Finally, because she kept on asking him, he told her the answer on the seventh day. Then she explained it to her people.

Before sunset on the seventh day, the men of the town came to him and answered the riddle: "What is sweeter than honey? What is stronger than a lion?"

Samson replied, "If you hadn't threatened my wife, you wouldn't have solved my riddle."

Samson Kills Thirty Philistines for Revenge

Then the Spirit of the Lord came upon Samson in power, and he killed thirty Philistines. He took their things and gave their clothes to those who explained the riddle. Samson then went home, burning with anger. But a friend who went to the wedding actually married the Philistine woman instead. What a great loss! Samson ended up losing his wife altogether from telling a silly riddle.

Samson Falls in Love with Delilah

Some time later, Samson fell in love with another Philistine woman whose name was Delilah. The rulers of the Philistines came to her and said, "See if you can get him to tell you the secret of his great strength, so we can overpower him. We will give you a great deal of money."

Delilah Asks Samson for His Secret

So, Delilah asked Samson, "Tell me the secret of your great strength." Samson answered, "If anyone ties me up with seven fresh strips of leather, I will become as weak as any other man." Then she tied him up with the seven fresh strips of leather. With some Philistine men hidden in the room, she cried out to him, "Samson, the Philistines are here to get you!" But Samson snapped the thongs as easily as he would a piece of string. So his secret was not found out.

Then Delilah said to Samson, "You have made a fool of me; you lied to me. Come now, tell me how you can be tied." Samson answered, "If anyone ties me with new ropes that have never been used, I'll become as weak as any other man." So Delilah took new ropes and tied him

with them. Again, with some Philistine men hidden in the room, she cried out to him, "Samson, the Philistines are here to get you!" But Samson snapped the ropes off his arms as he would pieces of string.

Delilah then said to Samson, "You have made a fool of me and have been lying to me until now. Now tell me how you can be tied." Samson answered her, "If you weave the seven braids of my hair tightly into a cloth, I'll become as weak as any man." So while he was sleeping, Delilah took his seven braids of hair and wove them tightly into a cloth. Again she called to him, "Samson! The Philistines are upon you!" He woke up and pulled up the loom with the fabric.

Samson Tells Delilah the Secret

Then Delilah said to him, "How can you say 'I love you,' when you won't tell me your secrets? This is the third time you have made a fool of me and haven't told me the secret of your strength." She nagged him every day until he was tired to death.

Finally, he told her everything. "My head has never been shaved because I am a Nazirite and have been vowed as special to God since I was born. If my head is shaved, my strength will leave me, and I will become as weak as any other man."

The Philistines Capture Samson

When Delilah saw that he had told her the truth, she sent word to the rulers of the Philistines, "Come back one more time; he has told me everything." So the rulers came to her with all of the silver. After Delilah had put him to sleep on her lap, she called a man to shave off the seven braids of his hair, and Samson began to weaken and his strength left him.

Then she called, "Samson, the Philistines are here to get you!" He woke up from his sleep and thought, "I'll go out like before and shake myself free." But he did not know that the Lord had left him. The Philistines captured him and gouged out his eyes. They took him to a place called Gaza and put iron chains around his feet. He was forced to grind grain in the prison.

But in time, his hair began to grow again.

Samson Kills a Great Number of Philistines

Now, the rulers of the Philistines gathered together at the temple of their god Dagon to offer sacrifices. They said, "Our god has allowed us to defeat Samson our enemy. Bring out Samson to entertain us!" So they called Samson out of the prison to perform for them.

When they brought him to the pillars holding up the temple, he said to the servant who held his hand, "Put me where I can feel the pillars that hold up the temple, so I can lean against them." The whole temple was crowded with men and women, watching Samson perform. Then

Samson prayed to the Lord, "O great Lord, remember me. Please give me strength once more."

Then Samson reached toward the two central pillars that held up the temple. Then, bracing his left hand on one and his right hand on the other, he said, "Let me die with the Philistines!" Then he pushed with all his might, and the temple crumbled down with all the people in it.

Samson killed more people when he died than when he lived. Samson's brothers and his family went down to get him. They brought him back and buried him with his father. Samson had led Israel for twenty years.

[Take out a piece of white construction paper with a whole body figure outlined and a bottle of dark dye or watercolor.]

Students, look at this piece of paper. What do you see? (A person.) This is Samson when he was born. [Write his name on the paper.] So, what color is his clothing? (White.) That's right! What characteristics do you associate with the color white? Angels wear white garments, too. What kind of characteristics do angels have? (Pure, clean, holy, honest, loyal, etc.)

Samson was blessed when he was born; he was especially chosen to be a holy Nazirite to serve the Lord and save His people.

But did Samson keep his Nazirite vow to God as he grew up? (As students answer "no," pour some dye or paint onto Samson's clothes.) Did he make a wise decision when choosing his mate? ("No." Pour more dye on the paper.) What other things did he do throughout his life that disappointed God? [Encourage students to answer as a review of the story. Pour more dye onto the paper for each unwise thing Samson did.]

Look at Samson's clothes now, so messy and dirty. Let's be reminded that each time we make an unwise decision to do something that displeases God, our pure white garment gets stained a bit more. When we choose to be friends with the wrong people, we can be led to do foolish things, just like Samson. If you don't already have a good friend in church to help you love God more every day, let's put this in your prayers and ask God to find a spiritual friend for you!

CHECK FOR UNDERSTANDING

1. **What made Samson very special when he was born?** He was chosen by God to be a Nazirite to serve the Lord.
2. **What does the Nazirite vow include?** A Nazirite could not drink wine, could not eat anything unclean in the sight of God, and could not cut his hair.
3. **Why do you think it was a mistake for Samson to make friends with the Philistines?** Bad friends bring forth bad influences upon us.
4. **What kind of person do you think makes a good friend?** What does God's word say about making friends? Read Ps 1:1 and this week's memory verse.
5. **Why is it important for us to choose the right friends? What might bad friends influence us to do? What might good friends influence us to do?** Answers may vary.
6. **If you were Samson, what would you have done from the very beginning?** Answers may vary.

MEMORY VERSE PRACTICE

Please reinforce the memory verse every week.
You can practice the memory verse with your students anytime during class.

"He who walks with wise men will be wise." (Proverbs 13:20a)

SPIRITUAL TEACHING & LIFE APPLICATION

From this lesson, we can learn a lot from Samson.

We can see that Samson:

- failed to live out his role as a Nazirite
- failed to walk in the Spirit
- failed to make good use of his time

What can we learn?

1. Be "A True Nazirite"

Let's find out what are the regulations for a Nazirite (Num 6:2-21). A Nazirite was not allowed to:

- i) Eat or drink of the fruit of the vine (Num 6:3-4)
 - Must abstain from wine
 - a. Wine pleases the body (Judg 9:13)
 - b. Wine will lead us to forget the law and God's teachings (Prov 31:5)
 - c. Wine can lead us to commit sins (Prov 23:30-35)
- ii) Be contaminated by any unclean thing (Num 6:6-7)
 - Cannot touch the dead
 - a. Strive to be holy
 - b. Separate from the world
 - c. As children of God, we need to be holy.
- iii) Cut his hair (Num 6:5)
 - Cannot cut hair
 - a. Dedication to God (2 Sam 19:24)
 - b. As children of God, we need to be godly and not conform to the pattern of this world.

Samson was to be dedicated as a Nazirite from birth (Judg 13:5), but he broke his vow to God.

- a. On one occasion, during his visit to his prospective wife at Timnah, Samson stopped at the carcass of the lion which he had killed with his bare hands (Judg 14:5-9) and ate honey from it. He failed to keep from being contaminated (Num 6:6).
 - b. On Samson's fourth visit to Timnah (Judg 14:10-20), he held a feast, which implies a drinking bout in violation of the first Nazirite requirement.
 - c. Samson gave in to Delilah's constant questioning and revealed the secret of his strength. Delilah called a man to cut his hair (Judg 16:19), breaking the last of the vows of a Nazirite.
1. Samson drank, touched a dead lion, and eventually had his hair shaved. He broke all the laws of a Nazirite and God's Spirit left him. Samson was dedicated as a Nazirite, but he lived like a Gentile. We have been baptized in living water. We have received the promised Holy Spirit, but our thoughts, conduct, or speech can be like a Gentile's if we don't live a life of victory. A fig tree that bears no fruit will be thrown into the fire (Lk 13:6-9). We need to be careful of how we live.
 2. Delilah found out the source of his strength on the fourth try. We can see that Samson gave in little by little. Likewise, Lot and his family pitched their tents closer to Sodom and Gomorrah day by day. Solomon's idol worship did not also happen overnight.
 3. Samson served God in his sin. His servitude wasn't glorifying to God (Num 6:12). Other Biblical examples include Eli's family, Aaron's sons, Samson's eyeball, Ananias and Sapphira, etc.

Conclusion (Judg 16:28-30)

Samson, at the moment of his death, revealed his true power and strength from God after he cried out to Him. This was not because Samson killed many more when he died compared to when he was alive, but because he realized the lessons he needed to learn.

a. **ACKNOWLEDGE**

- i. God departed from him (Judg 16:20)
- ii. Status of a judge – deliver God's people from suffering (Judg 13:5, 7)
- iii. Purpose/calling – set apart to God from birth

b. **REPENT**

- i. Sins are forgiven but there are consequences to pay. (God is just and fair.)

c. **AWAKEN**

- i. Strong desire to fulfill the purpose of his calling
- ii. Submit at the cost of giving up his life just to fulfill his duty as a judge

Did you know that God has a purpose for our lives? He chose us and redeemed us not because we are smarter and better than others, but because He wants us to glorify Him. How do we glorify Him? We glorify Him when we live out our lives as genuine true Christians.

We need to recognize that we were bought at a price. We need to live for God and not for ourselves.

We need to realize that God will give us strength after our repentance. God doesn't desire for us to live in sin. He wants us to come to Him for repentance.

2. Samson made bad choices and decisions.

- He didn't stay close to God.
- He failed to ask for godly counsel.
- He compromised.
- He didn't choose godly friends in Christ.

Learning about Samson's life story makes us rethink what kind of friends we want to be with to help us become a God-loving person. As the Bible reminds us, good friends bring a positive influence to our life, while bad friends only lead us into trouble. Let's pause for a minute to think about how we choose our friends. Do we choose our friends because of their good behavior or because of their looks and popularity? What should we look for in our companions or friends?

Peer pressure is certainly a very real issue. It isn't only teenagers that must deal with this. Those we choose to surround ourselves with impact us either negatively or positively. So what makes for a good companion? Samson surrounded himself with a bunch of people who were liars. They were people who made promises very quickly and who just as quickly broke them when it became hard to keep the promises. The individuals in this passage did not have integrity. Both the men and Samson's wife made agreements, and both broke them. The men didn't have to agree to the riddle and the bet that went along with it. Samson's wife was dishonest as well. The story turned ugly fast. When the men couldn't figure out the riddle and risked losing the thirty expensive garments, they went straight to Samson's new wife and told her to entice her own husband. They threatened to kill her and her family and burn their house down if she didn't get the answer. She begged and cried until he finally gave in and told her. She, in turn, revealed the answer to Samson's "so-called" friends.

Remember, good friends draw you closer to God. Good friends do not manipulate their friends. They are honest.

Samson brought a bunch of people into his life that did not and would not keep their word. He even chose to be dishonest with his parents. A good friend is the kind of person you can trust. That is the kind of person you want to be your friend. Do your friends meet that qualification? Do they love God enough that they are committed to being honest? What kind of friends have you chosen? Do they encourage you to love God and serve Him or do they make it harder? If you don't have a godly friend yet, develop friendships with those around you that will strengthen your walk with God. And of course, Jesus Christ is always our best friend!

Let's do an experiment together. Present a geode (a limestone that has a rough surface) and a polished rock or stone to your students. Have them look at these two rocks to see which one looks better on the outside, and ask them which rock might look prettier inside. Then take an old sock and put the polished stone inside of it. Lay it on a sidewalk and tap it with a hammer until it cracks open. Have students look inside the rock to see if it is pretty. Now, take the geode and place it in an old sock and tap it with a hammer until it cracks open. Take it out and compare the two broken stones to see which one is more beautiful inside. Alternately, do a web search to find some pictures of these two types of rocks. Find at least two images of a geode (outer surface and inner crystals), and two images of a polished stone.

Even though a geode has an unassuming surface, it actually contains surprising beauty on the inside. Choosing friends can be the same way. We don't want to choose friends who just look good on the outside, but rather friends who have the beauty of Christ on the inside.

ACTIVITIES

1

Tic-Tac-Toe Review

Objective: To review the Bible story by playing tic-tac-toe.

Instructions

1. Draw a tic-tac-toe grid on the board.
2. Divide the class into two teams.
3. Assign one team to be Os and one team to be Xs.
4. Have each team of students make up their own questions about Samson's story to be used to quiz the other team. Review the questions to make sure there are no duplicates and that the answers are correct.
5. Play rock-paper-scissors to determine who goes first. The winning team answers the first question.
6. When a team answers correctly, they place a mark on the grid. If they answer incorrectly, the other team places a mark on the grid.

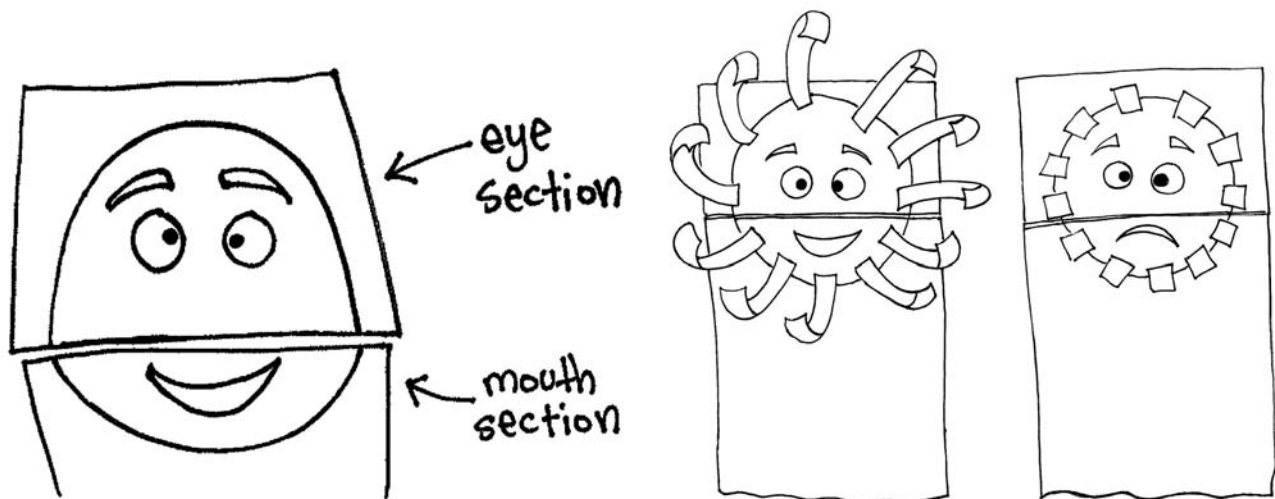
2

Samson Puppet Show**Objective:** To help students visualize this story by using puppets to retell the story.**Materials**



- Black or brown tissue paper
- Scissors
- Face patterns
- Pencil (optional)
- Glue
- Paper bags, two per student
- Markers

Instructions

1. Distribute the face patterns and have students color and cut them out. Make sure to cut the faces in halves at the dotted lines to separate the eyes from the mouths.
2. Glue the happy face on one bag, and the sad face on the other. The eye section goes on the bottom of the bag; the mouth section goes below the flap.
3. Cut long strips of tissue paper. If desired, wrap the strips around a pencil to curl them. Glue the strips on the happy face to represent Samson's hair and beard.
4. Cut short pieces of tissue paper and glue them on the sad face to show Samson after his hair was cut.
5. Use the "hairy" puppet to represent Samson before his hair was cut. Use the "short-haired" puppet to represent Samson after his hair was cut.
6. Once the puppets have been created, have the students put on a puppet show to retell the Samson story.

**HOMEWORK ANSWER KEY**

1. "He who walks with wise men will be wise." (Proverbs 13:20a)
2. C
3. C
4. A
5. Dan
6. True
7. A Nazirite vowed never to drink wine, eat anything unclean, or shave/cut his hair. A Nazirite also vowed to dedicate his life to serve God and keep himself holy.
8. She wanted the money from the Philistine officials.
9. Answers may vary.
10. Answers may vary.



E1 Year 1 Book 4 Lesson 4—Samson Makes Bad Choices

Homework Assignment

Name: _____ Parent signature: _____ Date: _____

Bible Truths: 1. Samson was to be dedicated as a Nazirite from birth, but he broke his vow to God.
 2. Samson did not stay close to God, thus, he made bad choices and decisions.

Lesson Objectives: 1. To learn to be a true Nazirite, holy and separated from the world.
 2. To learn the importance of choosing friends wisely.

Bible Reading: Please put a checkmark in the space when you complete the reading each day.

Prayer: Please put a checkmark in the space on the days you prayed to God.

	Sun	Mon	Tue	Wed	Thu	Fri	Sat
Bible Reading							
Prayer							

Memory Verse

Please write down this week's memory verse.

(Proverbs 13:20a)

What I Learned from the Bible This Week

1. _____
2. _____
3. _____

Homework Assignment

Understanding What You Have Learned

1. Write down the memory verse for this week.

Multiple Choice

2. ____ : What was the nationality of the two women Samson fell in love with?
 a. Israelite b. Philistine c. Egyptian
3. ____ : Why shouldn't Samson have married someone who wasn't an Israelite?
 a. They didn't worship God. b. They didn't have the same faith. c. All of the above.
4. ____ : How did Samson kill all the people in the temple at the end?
 a. God gave him the power to push the pillars over and the temple collapsed.
 b. He relied on his own strength to kill them.
 c. He killed them all with a sword.
5. **Fill In the Blank:** Samson belonged to the tribe of _____.
6. **True or False:** The Philistines offered sacrifices to their god Dagon. _____

Short Answer

7. Samson was a Nazirite. What did a Nazirite vow to do and not to do?

8. Why did Delilah keep asking Samson to tell her his secret?

9. How do you think Samson felt after being captured by the Philistines?

Life Application

As the memory verse says, "He who walks with wise men will be wise" (Pr 13:20a). God is trying to tell us to choose our friends wisely so that we don't do foolish things as a result of being with bad friends. Do you already have a spiritual friend in church? If yes, write down how this spiritual friend has helped you to do good things every day. If not, write down how you can be a spiritual friend to others.

- 10.

LESSON 5

RUTH AND NAOMI

BEFORE YOU TEACH

Moab

Moab was a land located east of the Dead Sea. The Moabites were descendants of Moab, a son of Lot by his elder daughter. Moab was one of the nations that oppressed Israel during the period of the judges, so there was hostility between the two nations. The famine must have been quite severe in Israel for Elimelech to move his family there.

Gleaning

Gleaning was the gathering of grain that fell to the ground during the harvesting of fruit that was not ripe at first picking. Old Testament law established the right of the poor to glean the staple crops of grain, olives, and grapes (Lev 19:9-10; Deut 24:19-22). This important social mechanism helped meet the needs of the poor without robbing them of the self-respect associated with honest toil. Ruth provides an excellent example of gleaning. Here, the young widow picks up loose grain behind harvesters in the fields of Boaz, making full use of the generous law.

Widows

Widowed women were particularly vulnerable and powerless in the ancient world. Widows were taken advantage of or ignored. They were almost always poverty-stricken. The fact that Ruth was willing to face the almost sure fate of poverty showed her selfless love for her mother-in-law.

UNDERSTANDING YOUR STUDENTS

The story of Ruth and Naomi illustrates a beautiful picture of true love. Your students may have different concepts of love; they experience love from their parents, from teachers, and from brothers and sisters at church. They are also exposed to different expressions of "love" on television and in movies. Regardless of what kind of understanding your students may have about love, it is important for them to understand what God's love is.

The story of Ruth and Naomi centers around one very important aspect of God's love: self-sacrifice. The Bible tells us, "By this we know love, because He laid down His life for us" (1 Jn 3:16). This is the ultimate expression of self-sacrifice, to lay down one's life for another. This kind of love is not just a feeling (like a person might see on television or in the movies), and is not merely something that we just say. Instead, this kind of love is shown through actions. 1 John 3:18 tell us, "My little children, let us not love in word or in tongue but in deed and in truth." True love is shown through actions, such as those done

BIBLE TEXT

Ruth 1-2

BIBLE TRUTH

God is pleased when we love our family members by taking care of them.

LESSON OBJECTIVE

To love every one of our family members through self-sacrifice and actions.

MEMORY VERSE

"My little children, let us not love in word or in tongue, but in deed and in truth."

(1 John 3:18)

PRAYER

In the name of the Lord Jesus Christ, we pray. Lord, we thank You for Your wonderful love and mercy this past week. We thank You for keeping each one of us and our families safe and peaceful. Help us to love our families like You have loved us, O Lord. Hallelujah! Amen.

by Ruth for Naomi. Naomi expressed her love through words, but followed through with her actions.

Help your students understand that love is not a matter of words, but of actions. This means caring about others before themselves, offering help when people are in trouble, and giving up what they might want, even when it's hard. Is this hard? Yes it is, because no one in their own strength could ever love God or his neighbor more than himself. However, we know that if we rely on the love of God and let Him fill us, God will give us the power to love others with His special love.

Your students experience the most love at home, from their parents, siblings, and other family members. They probably have also begun to show love to their family members as well through giving hugs and saying, "I love you." But most children have not yet learned to show their love to their family through self-sacrifice. For example, when their parents ask them to do some chores, they might complain and say they're busy playing, but we can help them realize that one way to show love to their parents is to sacrifice their play time to help their parents.

VOCABULARY

famine: when food crops won't grow and there is not enough food

harvest: to gather grain, fruit, etc., when it becomes ripe or ready for eating

relative: a person in the same family

grain: seeds of certain plants (like barley or wheat) used to make food

glean: to pick up leftover grain in the fields during harvest

sacrifice: to give up something for someone else

REVIEW

Last week, we learned about a man with great strength who led Israel. What was his name? (Samson.) What was the secret of his great strength? (He had never cut his hair, because he had dedicated himself to God as a Nazirite.) Although God used him mightily, Samson didn't always make wise decisions. What were some better choices he could have made? (His choice of friends and wives.) We can see how much our friends can influence our lives, so it's important to choose our friends wisely.

Today, we will be learning about two special women and how they had great love for one another.

BIBLE STORY

Naomi's Family

During the time when judges were ruling Israel, there was a famine in the country. A famine occurs when there isn't enough food because crops won't grow. So, a man by the name of Elimelech from the tribe of Ephrath took his wife Naomi and their two sons, Mahlon and Chilion, and moved from Bethlehem in Judah to the country of Moab.

[You may want to draw on the board a simple family tree diagram with stick figures and names.] While they were there, Elimelech died [cross out Elimelech's stick figure], and Naomi was left with only her two sons.

Later, Naomi's sons each married a woman from Moab. One was named Orpah and the other, Ruth. [Draw the wives in the family tree.] About ten years later, Mahlon and Chilion also died, and Naomi was left without a husband or sons. [Cross out Mahlon and Chilion's stick figures.]

Naomi Tells Her Daughters-in-law to Go Home

When Naomi heard that the Lord had given His people a good harvest, she and her two daughters-in-law prepared

to leave Moab to go to the land of Judah. As they were going down the road, Naomi said to them, "Go, return to your mothers. I pray that the Lord will be as good to you as you have been to me and my husband and two sons. May He give each of you another husband."

Naomi kissed them, and they cried and said, "We want to go with you and live in your country."

But she replied, "My daughters, why don't you return home? What good will it do you to go with me? Do you think I will have more sons for you to marry? You must go back home, because I am too old to marry again. Even if I got married tonight and had more sons, would you wait for them to get old enough to marry? No, my daughters! Life is harder for me than it is for you, because the Lord has turned against me."

Ruth Stays with Naomi

They cried again, and Orpah kissed her mother-in-law goodbye, but Ruth kept holding on to her. After this, Naomi said to Ruth, "Look, your sister-in-law is returning to her country and to her gods! Why not go with her?"

Ruth answered, "Please don't tell me to leave you and return home! I will go where you go and live where you live. Your people will be my people, and your God will be my God. I will die where you die, and I will be buried beside you. May the Lord punish me, if anything but death makes me leave you!" After Naomi saw that Ruth had made up her mind to go with her, she stopped urging her to go back.

Boys and girls, why do you think Ruth wanted to go with Naomi? Naomi was very old and Ruth was very young; Ruth could have left, married, and had her own family. What made Ruth want to stick with her mother-in-law? (Ruth loved Naomi and didn't want her to be alone.)

What did Ruth have to give up or sacrifice in order to go with Naomi? (She gave up a chance to go back to her own home and be married to a man from her own country.) How did Ruth show her love to Naomi? Did she only tell Naomi, "I love you," or just hug and kiss her? (No, she not only said that she wanted to go with Naomi, but she also sacrificed her future and actually went with her.)

Naomi and Ruth Go to Bethlehem

When the two women reached Bethlehem, the whole town was excited to see them. The women who lived there asked, "Can this really be Naomi?"

But she told them, "Don't call me Naomi any longer! Call me Mara, because God Himself has made my life bitter. I had everything when I left, but the Lord brought me back with nothing. How can you still call me Naomi, when God has turned against me and made my life so hard?"

Ruth Goes Out to Gather Grain

The barley harvest was just beginning when Naomi and Ruth returned to Bethlehem from Moab. Naomi's husband Elimelech had a relative named Boaz, who was a rich and important man.

One day, Ruth said to Naomi, "Let me see if I can find someone who will let me glean (or pick up the grain left in the fields) by the harvest workers."

Naomi answered, "My daughter, go ahead." So Ruth went out and started gleaning in a field owned by Boaz.

Ruth Meets Boaz

When Boaz returned from Bethlehem, he went out to his field and said to his harvest workers, "May the Lord be with you!"

They replied, "May the Lord bless you!" [Divide the class in half and have them practice greeting one another in this way. One half begins by saying, "May the Lord be with you," and the other half responds, "May the Lord bless you!"]

Boaz asked the man in charge of the harvest workers, "Who is that young woman?"

The man answered, "She is that woman from Moab

who came back with Naomi. She asked if she could pick up the grain left behind by the harvest workers, and then she went straight to work in the field. Since morning, she has worked without stopping, except for a short break in the shade."

Boaz went over to Ruth and said, "Take my advice and don't work in anyone else's fields. Stay here with my servant girls and follow along behind them as they gather up what the men have cut. I have told the men not to bother you, and whenever you are thirsty, you can drink from the water jars they have filled."

Ruth bowed down to the ground and said, "You know that I come from another country. Why are you so good to me?"

Boaz answered, "I've heard what you've done for your mother-in-law since your husband died. You even left your own father and mother to come and live in a foreign land among people you don't know. I pray that the Lord God of Israel will reward you for what you have done. Since you have come to Him for help, I pray that He will be very good to you!"

Ruth replied, "Sir, it is good of you to speak kindly to me and make me feel so welcome, though I'm not even one of your servant girls." You see, boys and girls, other people around Ruth saw how much she loved Naomi. How do you think others knew that Ruth loved Naomi? (The people of Bethlehem knew that Ruth really loved her mother-in-law because she showed it in her actions of following Naomi back to Bethlehem and gleaning in the fields so that Naomi would have food to eat.)

Ruth Eats with Boaz

At mealtime, Boaz said to Ruth, "Come, eat with us. Have some bread and dip it in the sauce." Right away she sat down with the workers, and Boaz handed her some roasted grain. Ruth ate until she was satisfied and saved some for later.

When Ruth got up to go back to work, Boaz told his men, "Don't stop her, even if she picks up grain from where it is stacked. Be sure to leave some stalks of grain on the ground for her to glean, and don't bother her!"

Naomi Finds Out About Boaz

Ruth worked in the field until evening, and after she had pounded the grain off the stalks, she had a large basket full of grain. She took the grain to town and showed Naomi how much she had picked up. She also gave her the food she saved from her lunch.

Naomi said, "Where did you work today? Whose field was it? God bless the man who treated you so well!" Then Ruth told her that she had worked in the field of a man named Boaz.

"May the Lord bless him!" Naomi replied. "The Lord has shown that He is still kind to the living and to the dead. Boaz is a close relative of ours."

Ruth told her, "He even said I could stay in the field

with his workers until they had finished gathering all his grain."

Naomi replied, "My daughter, it's good that you can work with his servant girls, because something bad could happen to you in someone else's field." From then on, Ruth kept close to Boaz' servant girls while she picked up grain in the field.

Ruth lived with Naomi until the barley and wheat were all harvested.

Boys and girls, Naomi said that the Lord was kind to her and Ruth. Why do you think that the Lord was being kind to them? (The Lord was pleased that Ruth had been showing her love to her mother-in-law through self-sacrifice and actions.)

CHECK FOR UNDERSTANDING

1. **After Naomi's family moved to Moab, which of her family members died?** Her husband and two sons.
2. **After they died, what did Naomi tell her daughters-in-law to do?** She told them to go back to their mothers' homes.
3. **Who refused to go home?** Ruth.
4. **Where did Ruth and Naomi go?** They went back to Naomi's hometown, Bethlehem.
5. **How did Ruth find food for herself and Naomi?** She gleaned, or picked up the leftover grain in the fields.
6. **Whose field did she work in?** Boaz's.

MEMORY VERSE PRACTICE

Please reinforce the memory verse every week.
You can practice the memory verse with your students anytime during class.

"My little children, let us not love in word or in tongue, but in deed and in truth." (1 John 3:18)

SPIRITUAL TEACHING & LIFE APPLICATION

Spiritual Teaching (1)

God wants us to love each of our family members. The most famous passage in the Book of Ruth is rendered by Ruth to Naomi:

*But Ruth said: "Entreat me not to leave you,
Or to turn back from following after you;
For wherever you go, I will go;
And wherever you lodge, I will lodge;
Your people shall be my people,
And your God, my God.
Where you die, I will die,
And there will I be buried.
The LORD do so to me, and more also,
If anything but death parts you and me."*

(Ruth 1:16-18)

Life Application (1)

In this beautiful expression of devotion and loyalty to Naomi, Ruth also makes known her devotion to the Lord, which, as we learn later in the story, becomes rewarded in full.

1. Give each student a piece of plain paper, folded in thirds.
2. Ask the students to write at the top of the middle column "My Family". Have the students write down the names (or titles, such as "mom," "brother," etc.) of each family member they live with in this column, while making sure to leave plenty of space between each name.
3. Ask the students to think about how much each family member loves them. Have the students write "... loves me" at the top of the left column. Then, in the left column, ask them to write down how each family member has shown love to them.

4. Ask the students to think about how much they love each of their family members. Have the students write, "I love..." at the top of the right column. Then ask them to write down how they have shown love to each of their family members. Don't worry if the students cannot think of anything. They will complete this in the next step.

...loves me	My family	I love...

Spiritual Teaching (2)

We should love each of our family members/church members through self-sacrifice and actions. Have the students turn to the Bible and read 1 John 3:18. "My little children, let us not love in word or in tongue, but in deed and in truth."

Life Application (2)

Direct the students' attention to the board. Write these 3 categories on the board: brothers and sisters at home or in the church, mom and dad, grandparents (or any relatives that students live with).

Have the students brainstorm some things that they can DO (actions, self-sacrifice) to show that they love these people. Give them an example such as, "help wash the dishes" next to "mom and dad," or "let them play with the toys first" next to "brothers and sisters."

Ask the students to read over what they have written in the right column of their paper from the first Life Application. Are there any family members/church members to whom they have not shown their love? Are there any family members/church members to whom they have only shown love by saying it?

In the right column, ask the students to use a different color to write down what they would do to show love to these family members/church members (encourage them to use the ideas that you have brainstormed as a class).

Remind your students that there are so many people who call themselves followers of Jesus Christ, yet ignore the plight of the poor in their midst. Apostle John calls us to a life where we lay down our life for the brethren. Read 1 John 3:16-17. "By this we know love, because He laid down His life for us. And we also ought to lay down our lives for the brethren. But whoever has this world's goods, and sees his brother in need, and shuts up his heart from him, how does the love of God abide in him?"

Many of us have enough to share with other people. Many people are in need and we need to be able to help them. The Lord Jesus is not happy when people come to us for help and we turn them away with some excuse. The Lord calls us to lay down our life for others.

For example, if a person in the church comes to us in sickness, not only do we need to pray for that person, we also need to actively do something to help them during their time of need. James 2:14-17 tells us that, "What does it profit, my brethren, if someone says he has faith but does not have works? Can faith save him? If a brother or sister is naked and destitute of daily food, and one of you says to them, 'Depart in peace, be warmed and filled,' but you do not give them the things which are needed for the body, what does it profit? Thus also faith by itself, if it does not have works, is dead." God wants us to be a helping hand. Loving the brethren isn't worth anything if we shut up our hands to the needs of the poor in church or in society.

ACTIVITIES

1

Family Portrait Mobile**Objective:** To help students understand the importance of family.**Materials**

- Completed Spiritual Teachings and Life Application
- Yarn or string
- White cardstock or light-colored construction paper, two to three sheets per student
- Single-hole punch
- Bright-colored construction paper, one sheet per student
- Hangers, one per student
- Tape or stapler

Instructions

1. Have students draw and color each of their family members, selves included, on approximately 1/4 of the sheet of cardstock or construction paper.
2. Help students punch a hole above the heads of each figure.
3. Have students cut around each person (they don't need to cut exactly along the lines), and make sure they include the hole.
4. Have students write on the back of each person what they will do to show their love to this family member based on their sheet from Spiritual Teachings and Life Application.
5. Have the students write the memory verse on the back of their own figure.
6. Help students tie a piece of string or yarn to each figure, and tie the other end to the hanger.
7. Have students write "My Family" on the bright-colored construction paper and decorate it.
8. Attach the bright-colored construction paper to the hanger with tape or a stapler.

2

Show Love to Others**Objective:** To remind students to show love to others.**Instructions:** Sing to the following verses to the tune of "Jesus Loves Me".

Helping others is the way,
To show God's love every day.
Jesus in me helps me be
Kind and good to all I see.

Show love to others,
Show love to others,
Show love to others,
Whoever they may be.

HOMEWORK ANSWER KEY

1. "My little children, let us not love in word or in tongue, but in deed and in truth." (1 John 3:18)
2. B
3. A
4. True
5. True
6. you, you, my, my
7. gleaned, Boaz
8. She listened to her instructions and provided for her.
9. Answers may vary.
10. Answers may vary.

E1 Year 1 Book 4 Lesson 5—Ruth and Naomi

Homework Assignment

Name: _____ Parent signature: _____ Date: _____

Bible Truth: God is pleased when we love our family members by taking care of them.

Lesson Objective: To love every one of our family members through self-sacrifice and actions.

Bible Reading: Please put a checkmark in the space when you complete the reading each day.

Prayer: Please put a checkmark in the space on the days you prayed to God.

	Sun	Mon	Tue	Wed	Thu	Fri	Sat
Bible Reading							
Prayer							

Memory Verse

Please write down this week's memory verse.

(1 John 3:18)

What I Learned from the Bible This Week

1. _____
2. _____
3. _____

Homework Assignment

Understanding What You Have Learned

1. Write down the memory verse for this week.
-

Multiple Choice

2. _____ : Naomi and her family _____.
- Moved to Egypt because there was a war in the land of Canaan
 - Moved to Moab because there was a famine in the land of Canaan
 - Stayed in the land of Canaan all their lives
3. _____ : Boaz happened to be _____.
- A close relative of Naomi's husband
 - The mayor of the city of Bethlehem
 - A priest who worked in the tabernacle but also owned land

True or False

4. Naomi had a husband and two sons. _____
5. After Naomi's husband and sons died, there was food again in the land of Canaan. Only Ruth followed her to Bethlehem. _____

Fill In the Blank

my you gleaned my Boaz you

6. When Ruth refused to leave her mother-in-law, she said, "Please don't tell me to leave you and return home! I will go where _____ go and live where _____ live. Your people will be _____ people, and your God will be _____ God.
7. While they were in Bethlehem, Ruth _____ in the fields belonging to _____ in order to get food for her and Naomi.

Short Answer

8. How did Ruth show her love to Naomi?
-

Life Application

9. In this week's Bible story, we learned about what Ruth did to show her love to her mother-in-law Naomi, and how much it pleased God. Write down what you can do every day to show your love to your parents through actions and self-sacrifice.
-
-
-
10. Work with your mom or dad. Ask your parent to share about how he/she has experienced love from someone who sacrificed something for him/her. Write a summary of your parent's story on another piece of paper.

LESSON 6

BOAZ AND RUTH

BEFORE YOU TEACH

What Their Names Mean

Ruth is a shortened version of “retut,” which means “lovely friend.” Naomi means “pleasant,” but the name she called herself later in the story, Mara, means “bitter.” Boaz means “powerful” or “strong.” Mahlon and Chilion (Naomi’s two sons) mean “sickness” and “used up.” Orpah (Naomi’s other daughter-in-law) means “back of the neck,” as she turned her back on Naomi. Elimelech means “my God is king.”

Ruth

Ruth was poor, a foreigner, and a widowed woman, all of which would have normally worked against her. But she was helped by an older woman to overcome the difficulties she faced. She had the good sense to listen to the advice given to her by Naomi, and the older woman was rewarded with Ruth’s unfaltering loyalty.

Her story illustrates the triumph of courage and ingenuity over adverse circumstances. She also has special significance for Christians. In the Gospel of Matthew, four women were included in the genealogy of Jesus (Mt 1:2-17), one of who was Ruth!

Time and Place

The story is set in the period of the judges and before the birth of David, but it was almost certainly written much later, when the two tribes of Judah were set free from their captivity in Babylon and allowed to return to Jerusalem.

Kinsman Redeemers

A kinsman redeemer was a relative who volunteered to take responsibility for the extended family. When a woman’s husband died, the law (Deut 25:5-10) provided that she could marry a brother of her dead husband. But Naomi had no more sons.

In such a case, the nearest relative to the deceased husband could become a kinsman redeemer and marry the widow. If he chose not to, the next nearest relative could take his place. If no one chose to help the widow, she would probably live in poverty the rest of her life, because in Israelite culture, the inheritance was passed on to the son or nearest male relative, but not to the wife.

Unusual Customs

The Book of Ruth mentions some distinctive customs. Ruth’s request that Boaz cover her with his cloak does not suggest immorality but rather symbolizes the protection of marriage (Ruth 3:9). Taking off a sandal and handing it to another person signified that the two people had come to a formal agreement.

BIBLE TEXT

Ruth 3-4

BIBLE TRUTH

Jesus is descended from the Jews and the Gentiles, because Ruth is a Moabite woman. Ruth became the great-grandmother of King David and a direct ancestor of Jesus. The teaching in Ruth is about near-kinsman redeemers. The Messiah came through Obed, Jesse, and David; God’s redeeming work comes through Jesus Christ.

LESSON OBJECTIVES

1. To trust that God blesses those who are obedient.
2. To learn that showing love and kindness to others is what God wants us to do.
3. To learn that Boaz is a kinsman-redeemer; likewise, Jesus Christ is our redeemer.

MEMORY VERSE

“Oh, taste and see that the Lord is good; Blessed is the man who trusts in Him!”

(Psalm 34:8)

PRAYER

In the name of the Lord Jesus Christ, we pray. Lord, we thank You for Your wonderful love and mercy this past week. We thank You for keeping each one of us and our families safe and peaceful. Help us to love our families like You have loved us, O Lord. Hallelujah! Amen.

UNDERSTANDING YOUR STUDENTS

The story of Ruth and Boaz provides your students with a positive example of what happens when someone trusts in the Lord. Talk in practical terms of what it means to trust in the Lord. At one time or another, all of us may have felt all alone or that everything was hopeless. Although Ruth faced poverty and loneliness because she chose to stay with Naomi, she placed her trust in the Lord. "Trusting" God means putting our complete confidence in God and His promises.

Sometimes when we encounter difficult situations, we don't understand what is happening to us. Like Naomi, we wrongly believe that God is causing us to suffer and making it impossible to escape. But it is often only when

our situation seems hopeless that we truly learn to trust in God's power. God is able to meet every need, and in His love, He will give us the strength to endure. God wants us to look past hopeless circumstances and understand that He is faithful.

When our problems seem hopeless, we can call out to God for help. Remember that the Lord loves us so much that He came down in the flesh to die on the cross for us. He also is the God of all creation, and His power is limitless. We can also ask God to help us trust that He will do what is right for us, even though we may not always understand His will. Ruth trusted in the Lord God of Israel. The Lord did not fail her, and neither will He fail us today.

VOCABULARY

glean: to pick up leftover grain in the fields during harvest

property: something that belongs to a person, such as land or a house

witness: a person who sees an event firsthand

legal: according to the law

REVIEW

Last week, we learned about Naomi and Ruth. What had happened to Naomi's husband and sons? (They died.) Naomi decided to go back to her homeland. She told her two daughters-in-law to go back to their mothers, so they could remarry. But Ruth refused to go. Why? (She loved Naomi like her own mother, and she didn't want to abandon Naomi.) Ruth wanted to stay with Naomi to care for her.

From last week's story, we learned that Ruth and Naomi loved each other dearly. Do you remember what Ruth said to Naomi when she asked Ruth to leave? [Wait for students to respond.] Ruth said, "Please do not ask me to leave! Wherever you go, I will follow, and where you stay, I will stay. Your people will be my people, and your God will be my God."

She continued, saying, "Where you die, I will die, and that is where I will be buried. May God let us be together until we both die." Wow, just from her words here, can you feel how much Ruth loved Naomi? Ruth was truly showing love and kindness to her mother-in-law.

[Have colored pencils or crayons ready. Give each student a blank index card to draw on.] Now that each of you has an index card, please think about the words "love" and "kindness." [Write these two words on the board for students to see.] If you were to draw a quick picture to show love and kindness, what comes to mind? What would your picture look like? Quickly draw that picture you see onto this index card. When you are done, bring it to the front to post on the board.

[Give students five minutes tops to work on their pictures. Remind them that this should be a simple drawing. When they bring their finished drawing to you, tape it on the board for everyone to see.]

Let's remind one another that we can love and be kind to others every day, and that we can always do something to bring a smile to others' faces. In today's story, Ruth met a man named Boaz, who also showed love and kindness to many people. Boaz was one of Naomi and Ruth's close relatives, and he took up his duty to care for them. Today, we will see how God guided Ruth step-by-step and blessed her abundantly.

BIBLE STORY

Naomi and Ruth Return Home

Realizing that Ruth would not leave her, Naomi accepted Ruth's love and they both traveled together back to Bethlehem. Since it was time for the barley harvest, Ruth went into the fields to glean some grain for flour so they could make bread. Ruth happened to go into the fields of Boaz, a rich man from the family of Naomi's husband Elimelech. Boaz was a kind man. When he saw Ruth gleaning grain one evening, he told his servants, "When you reap the good grain, let some of it fall to the ground for the poor to collect." He also asked them, "Who is this woman? Does she have a husband?"

His servants answered, "She is the girl who had come back with Naomi. She had worked hard all morning except for a few minutes' rest in the house."

Boaz's Kindness

Soon after that, Boaz met Ruth in the fields again and said to her, "Don't go to other fields to glean grain, because there will always be grain in my fields." To further show his kindness to Ruth, he even said, "And when you are thirsty, just get your water from my jars."

Ruth fell to her knees in gratefulness and asked, "Why have you treated me so well? After all, I am a stranger to you."

Boaz answered, "I have heard what kindness you have shown towards your mother-in-law since your husband died, and how you stayed with her instead of going back to your home."

Therefore, may the Lord bless you and give you a great reward."

Naomi Gives Ruth Instructions

Ruth continued to glean grain in Boaz's fields. One day Naomi said to Ruth, "It's time I found you a husband, who will give you a home and take care of you. You have been working with Boaz's servant girls, and you know he is a relative of ours. Tonight he will be separating the grain from the straw. Go to where he is working, but don't let him see you until he has finished eating and drinking. Watch where he goes to spend the night, and when he is asleep, lift the covers and lie down at his feet. He will tell you what to do."

Ruth answered, "I will do as you say."

Ruth Goes to Boaz

Ruth went out to the place where Boaz was working and did what Naomi had told her. When Boaz had finished eating and drinking, he went over and fell asleep near the pile of grain. Then

Ruth slipped over quietly. She uncovered his feet and lay down near them.

In the middle of the night, Boaz suddenly woke up and was shocked to see a woman lying at his feet. "Who are

you?" he asked.

She answered, "I am your servant Ruth, and you are a relative who is supposed to take care of me. So spread the edge of your cover over me."

Boaz Promises to Take Care of Ruth

Boaz replied, "May the Lord bless you! This shows how truly loyal you are to your family. You could have looked for a younger man, either rich or poor, but you did not. Don't worry! I'll do everything you have asked me to do. Everyone around here knows what a fine woman you are. It is true that I am one of the relatives who is supposed to take care of you, but there is someone who is an even closer relative than I. Stay here until morning, and then I will find out if he is willing to take care of you. If he is not willing, I promise by the living God to take care of you myself. Now go back to sleep until morning."

Ruth Goes Home

Ruth lay back down, but got up before daylight to keep anyone from seeing her. Boaz said, "Don't tell anybody you have been here!" Then he told her to spread out her coat, and he filled it with a lot of grain and placed it on her shoulder.

When Ruth got back to town, Naomi asked her what had happened, and Ruth told her everything. She also said, "He gave me all this grain, because he didn't want me to come back without bringing something for you."

Naomi replied, "Just be patient and don't worry about what will happen. He won't stop until everything is settled today!"

Boaz Speaks to the Other Close Relative

In the meantime, Boaz had gone to the meeting place at the town gate and was sitting there when the other close relative came by. Boaz invited him to come over and sit down, and he did. Next, Boaz got ten of the town leaders and also asked them to sit down.

After they had done so, he said to the man, "Naomi has now returned from Moab and is selling the land that belonged to her husband Elimelech. Since you are the closest relative and have the right to buy the property, I am telling you about this. If you want it, you can buy it now, but you must also marry Ruth and have a son by her, since the property must remain in the name of Ruth's former husband."

The man answered, "If that's the case, I don't want to buy it! That would cause problems with the property I already own. You may buy it yourself, because I cannot!" As a sign to show that he was giving up his rights, the man took off his sandal and gave it to Boaz.

Boaz Officially Agrees to Marry Ruth

Boaz told the town leaders and everyone else, "All of you

are witnesses that today I have bought from Naomi the property that belonged to Elimelech and his two sons, Chilion and Mahlon. You are also witnesses that I have agreed to marry Mahlon's widow Ruth, the Moabite woman. This will keep the property in his family's name, and he will be remembered in this town.

Boaz Marries Ruth

Finally, Boaz married Ruth, and the Lord blessed her with a son. After his birth, the women said to Naomi, "Praise the Lord! Today, He has given you a grandson to take care of you! May the boy grow up to be famous everywhere in Israel! He will brighten up your life and take care of you in your old age. His mother is your daughter-in-law, and she loves you more than seven sons of your own would love you."

Naomi loved the boy so much and took such good care of him that the women gave him a name, saying, "There is a son born to Naomi." But his real name was Obed, and

he later became the grandfather of King David. This is an amazing work of God. Obed was the grandfather of King David, which means that Ruth was King David's great-grandmother. The most important thing is that Ruth, who was a Moabitess and therefore a Gentile, was chosen to be a direct ancestor of Jesus. This was God's redemption plan!

Final Thoughts

Both Naomi and Ruth showed so much faith and trust in God. They believed that God would take care of them and prepare the best for them. Not only that, their daily actions of showing love and kindness to each other touched many people.

Dear students, do you trust God the way Naomi and Ruth trusted Him? Do you show love and kindness to your friends and families every day? [Point to all the index cards taped on the board, and remind the students what a good feeling it is to have others show love and kindness to you.]

CHECK FOR UNDERSTANDING

1. **What town did Naomi and Ruth travel to together after Ruth refused to leave Naomi?** Bethlehem.
2. **How did Ruth take care of Naomi when they arrived at Bethlehem?** Ruth went out to the fields to glean grain every day to bring food home for her.
3. **In whose fields did Ruth glean grain?** Boaz's.
4. **How did Boaz show love and kindness to Ruth and Naomi?** Boaz asked his servants to always leave some grain on the ground for Ruth to collect, and later married Ruth to take care of her and Naomi.
5. **What was the name of Ruth and Boaz's son?** Obed.
6. **Who did Obed become?** King David's grandfather and an ancestor of the Lord Jesus.

MEMORY VERSE PRACTICE

Please reinforce the memory verse every week.
You can practice the memory verse with your students anytime during class.

"Oh, taste and see that the Lord is good; Blessed is the man who trusts in Him!" (Psalm 34:8)

SPIRITUAL TEACHING & LIFE APPLICATION

The Obedience of Ruth & God's Choosing of the Gentiles

After Ruth's husband died, she chose to go with her mother-in-law, even though that meant going to a foreign land. Ruth's selfless plea to accompany her mother-in-law — "where you go, I will go" — (Ruth 1:16-17) is a remarkable insight into the richness of her character. There were risks involved too, such as never remarrying or having children. Still, Ruth stepped forward into the unknown. She was obedient to her mother-in-law by going out to the fields and working hard. Her work was tiring and degrading, but she continued to obey and have faith. She belonged to a race often despised by Israel, but God chose her and blessed her abundantly. She became the great-grandmother of King David and a direct ancestor of Jesus! Likewise, when we obey God's teachings, God's blessings will also come upon us.

The book of Ruth demonstrates **God's redemption plan for the Gentiles**. Did you know that Ruth was a Gentile? Ruth was a Moabite, a Gentile. Even though Ruth was a Gentile by birth, she was an ancestor of Jesus.

Spiritually, we are also Gentiles. Though we are not Jews by birth, God loves us and chose us even before we were born. Every day, we should be thankful and joyful for God's love for us, because we can enjoy eternal life with Him through His salvation plan for us.

[Teachers: The following two sections are for older E1 students that are around 8 years old.]

The Messiah came through Obed, Jesse, and David; God's redeeming work comes through Jesus Christ.

One of the purposes of the Book of Ruth is found in the genealogy recorded in Ruth 4:17-22. It records the lineage of the Messiah through Obed, Jesse, and David. God did not allow this lineage to be broken, even during a difficult period in history. Ruth was a foreigner, but God included her in His grace. People that the world view as unimportant are God's most important. Ruth, a Moabite excluded by the law, was received by God's grace. Boaz, Naomi's kinsman redeemer, marries Ruth, keeps the family line alive, and illustrates God's redeeming work to come through Jesus Christ (Titus 2:14; 1 Pet 1:18-19).

Boaz is a kinsman-redeemer; he is also a shadow of Jesus Christ.

In the Book of Ruth, the kinsman who is able and willing is Boaz. Boaz is a fitting "shadow" of Christ. Ruth characterizes Boaz as a "near kinsman." "Blessed be the Lord, who has not left you this day without a close relative; and may his name be famous in Israel" (Ruth 4:14). Thus, Boaz was a "kinsman-redeemer." Boaz was a blood relative, he had the ability to buy the inheritance, and he was willing to marry the widow of his deceased kinsman.

Likewise, God has provided a kinsman redeemer for His people (Lev 25:23-25, 47-49). Jesus Christ became our "kinsman" in the flesh (Jn 1:14) and in Job 19:25, it says, that "For I know that my Redeemer lives, and He shall stand at last on the earth." Ephesians 1:7 records, "In Him we have redemption through His blood, the forgiveness of sins, according to the riches of His grace." Jesus Christ is truly mankind's redeemer. God is our Redeemer who redeems us from eternal condemnation. Through water baptism in the living water, God redeems us from the bondage of sin and washes away all our past iniquities. This is indeed a proof of God's redemption plan for us.

Show love and kindness to those around us every day.

We never know how far a little kindness may go. There are so many people who haven't experienced God's love or who are going through difficult times in their life. If each of us can show God's amazing love to those around us, we will be making this world a better place every day! Some of you may think that you're too young to make a difference in another person's life. Think again! Regardless of your age, you can always be kind to others. A famous person once said, "Remember there's no such thing as a small act of kindness. Every act creates a ripple that only gets bigger and bigger."

Here is the story of a 2nd grader named Josh, and how he experienced an act of loving kindness from his friend Kenny.

Josh was never a popular kid in his class. However, he followed class rules, listened to his teacher all the time, and had never gotten into trouble at school. He was a good kid, but he had one problem: he stuttered, especially when he was nervous about something. Unfortunately, this became something that his classmates made fun of whenever Josh was around. They would joke about his clothes, the colors he wore, and his stuttering.

This made Josh very sad. His teacher also noticed the problem, and had warned the naughty classmates not to make fun of Josh anymore. His teacher talked about the negative consequences of bullying others and the importance of showing kindness to those in need. This worked in the classroom. However, whenever his teacher was not around, Josh's classmates still laughed at him.

One day during recess time, the children were playing at the playground. Josh was having a good time on the swings. The swing set was always the children's first choice during recess.

Josh was fast enough that day that he got on it in no time. There was a rule at the playground that everyone had to take turns using the play equipment. If the equipment was occupied by others and you wanted to play, you had to stand in line and count to 100 for the person before you to finish his or her turn.

Josh knew about the rule. He heard the person behind him counting "1, 2, 3, 4...21, 22, 23..." The counting was only up to 43, when all of a sudden, someone pushed him down from the swing. He even heard that person imitating

his stuttering, saying, "It's...t-t-time...to get off...that swing. You're...taking...too l-l-long."

That was not right, Josh thought to himself. His turn was not over yet, because the counting had only gone up to 43, not 100. However, he couldn't speak a word. He was so afraid that he would stutter again as soon as he opened his mouth. He just sat there on the playground feeling angry and sad.

Then he heard another voice. It was Kenny, another boy from his class. Kenny didn't usually talk to him, but now he walked to Josh's side and pulled him up, asking, "Are you alright, Josh?" Josh nodded.

Kenny then turned to the person who had pushed Josh off the swing and said, "Josh's turn was not over yet. I was behind you, and you only counted to 43, not 100. You better get off that swing and let Josh back on, or I'll tell the teacher."

Wow, Josh didn't know that Kenny was on his side, since they didn't usually talk in the classroom or play together. He used to think that he didn't have any friends in this school. But now, he felt so touched by Kenny's kind words and his helping hand.

Josh eventually got back on the swing to finish his turn. As the bell rang and everyone was walking back to the classroom, Josh went up to Kenny to say "thank you." The two boys walked back to class together with big smiles on their faces.

As another poem of kindness reminds us—

*Do it that very moment!
Don't put it off—don't wait.
There's no use in doing a kindness if you do it a day too late!*

Let us remember to pass on God's loving kindness to those who are in need today.

ACTIVITIES

1

Banner of Trust

Objective: To remind students to trust in God always.

Materials

- Shelf paper, 29" x 8" long
- Wrapping paper
- Yarn, pastel colors
- Scissors
- Pencils
- Glue
- Straw or dowel, 10" x 1/4"

Instructions

1. Copy the letter patterns on the following pages and cut them out.
2. Trace the letters on the wrapping paper and cut them out.
3. Positioning it vertically, fold over the top of the shelf paper one inch.
4. Glue the word "TRUST" down the center of the paper.
5. Glue pieces of yarn on the letters in decorative patterns.
6. Slip a straw or dowel inside the fold at the top and glue the paper over it.
7. Tie a piece of yarn to each side of the straw/dowel.
8. Hang up the banner to show your "TRUST" in the Lord.

Explain to the students that we can trust in God because He is **Truth**.

We can trust in God because He is **Right**.

We can trust in God because He **Understands** what we are going through.

We can trust in God because He is **Sufficient**.

We can trust in God because He is **Terrific**.

2

Rhythm Rhyme

Objective: To reinforce that we can show our love to God through actions.

Instructions

1. Arrange the chairs in an oval.
2. Teach students the following rhythm rhyme:

WHAT I SAY

(Stomp feet twice on ground while you say this line.)

AND WHAT I DO

(Smack thighs twice with open hands while you say this whole line.)

IS HOW I SHOW

(Clap hands together twice while you say this whole line.)

MY LOVE FOR YOU

(Each student hugs himself then points in any direction.)

3. Practice the rhythm rhyme a few times with the students. Once they are very familiar with the lines, have them close their eyes. Shuffle them around and place each one in a chair in the oval.
4. With their eyes still shut, have them say the rhythm rhyme and perform the actions along with you. When they are finished, they can open their eyes and see to whom they are pointing. Have them switch seats with the person they point to.
5. Have students shut their eyes again. Reshuffle them in the oval. Repeat the rhythm rhyme again and point. Keep playing as time allows.

HOMEWORK ANSWER KEY

1. "Oh, taste and see that the Lord is good; Blessed is the man who trusts in Him!" (Psalm 34:8)
2. C
3. A
4. B
5. C
6. Boaz
7. gleaned
8. sandal
9. Answers may vary.
10. Answers may vary.

E1 Year 1 Book 4 Lesson 6—Boaz and Ruth

Homework Assignment

Name: _____ Parent signature: _____ Date: _____

Bible Truth: Jesus is descended from the Jews and the Gentiles, because Ruth is a Moabite woman. Ruth became the great-grandmother of King David and a direct ancestor of Jesus. The teaching in Ruth is about near-kinsman redeemers. The Messiah came through Obed, Jesse, and David; God’s redeeming work comes through Jesus Christ.

- Lesson Objectives:**
1. To trust that God blesses those who are obedient.
 2. To learn that showing love and kindness to others is what God wants us to do.
 3. To learn that Boaz is a kinsman-redeemer; likewise, Jesus Christ is our redeemer.

Bible Reading: Please put a checkmark in the space when you complete the reading each day.

Prayer: Please put a checkmark in the space on the days you prayed to God.

	Sun	Mon	Tue	Wed	Thu	Fri	Sat
Bible Reading							
Prayer							

Memory Verse

Please write down this week's memory verse.

(Psalm 34:8)

What I Learned from the Bible This Week

1. _____
2. _____
3. _____

Homework Assignment

Understanding What You Have Learned

1. Write down the memory verse for this week.
-

Multiple Choice

2. ____ : What happened to Naomi's husband and her two sons?
 a. They moved away. b. They worked in another city. c. They died.
3. ____ : Where did Naomi decide to move to after knowing that Ruth would not leave her?
 a. Bethlehem b. Jerusalem c. Beersheba
4. ____ : Why did Naomi want to help Ruth find a husband?
 a. Naomi wanted to get rid of Ruth to live by herself.
 b. Naomi loved Ruth dearly and wanted her to have a family, so she could be taken care of.
 c. Naomi planned to leave Bethlehem soon, and she didn't want Ruth to go with her.
5. ____ : What happened to Naomi after Boaz married Ruth?
 a. She moved away.
 b. She married someone else, too.
 c. She lived with Ruth and Boaz and helped take care of her grandson Obed.

Fill In the Blank

gleaned	sandal	Boaz
---------	--------	------

6. After moving back to Naomi's hometown, Ruth worked in the fields that belonged to ____.
7. Ruth went and _____ in the field after the reapers.
8. After Naomi's closest relative decided not to buy her property nor marry Ruth, he gave his _____ to Boaz as a sign to give up his rights.

Life Application

9. Write down the words, "God blesses those who obey His teachings!" Give two examples of how you can be obedient to the teachings of God.

10. Work with your mom or dad. Ask your parent to share about how he/she has experienced God's wonderful grace by showing love and kindness to others.

LESSON 7

JOHN THE BAPTIST

BEFORE YOU TEACH

John the Baptist

John's name means "Yahweh [God] is gracious." John the Baptist was a bold prophet who prepared the way for Christ's ministry by preaching repentance. The birth and ministry of John the Baptist were announced to John's father Zechariah by an angel (Lk 1:13).

In his adult years John lived a solitary life in the desert, where he dressed in a simple tunic of camel hair and survived on locusts and honey (Mt 3:4). John the Baptist followed the footsteps of past prophets when he preached, warning the Jews to repent (Mt 3:1-12, Lk 3:1-20). He adhered strictly to the ethical views of the Old Testament laws (Lk 3:10-14).

John the Baptist was an admirable example of humility and submissiveness towards God. He understood his place in preparing the way for Jesus, confirming Jesus' status as the Christ to his own followers (Jn 3:26-36).

Priests and Service in the Temple

A Jewish priest was a minister of God who worked in the temple, managing its upkeep, teaching the people the Scriptures, and directing the worship services. During this period of time, there were about 20,000 priests throughout the country—far too many to minister at one time.

Therefore, according to King David's directions, the priests were divided into twenty-four separate groups of about 1,000 each (1 Chr 24:3-19).

Each morning, lots were cast to decide which priest was to enter the Holy Place inside the temple to burn incense. Incense was burned in the temple twice a day. When the people saw the smoke from the burning incense, they prayed. Smoke drifting heavenward symbolized their prayers ascending to God's throne.

Zechariah was a member of the Abijah division. On the day that the angel came to announce the birth of John the Baptist, the lot fell to Zechariah.

BIBLE TEXT

Luke 1:1-25, 57-80; Matthew 3:1-10;
Mark 1:1-8

BIBLE TRUTHS

1. John the Baptist was a righteous worker who lived a holy life.
2. John the Baptist prepared the way for the Lord.
3. Jesus wants us to be His disciples and bear good fruit by doing good works for Him.

LESSON OBJECTIVES

1. To learn to repent before God.
2. To remain in the Lord Jesus and do good works for Him.
3. To bear good fruit by doing good works.
4. To learn the correct way of water baptism.

MEMORY VERSE

"That you bear much fruit;
so you will be My disciples."

(John 15:8b)

PRAYER

In the name of the Lord Jesus Christ, we pray. Lord, we praise You for Your wonderful love and mercy. Thank You for protecting us throughout this past week. Please help us live out Your word by bearing good fruit through our good actions in the next week. We pray that You will be glorified by our actions, and that our friends and family around us will know that You are our God. Hallelujah! Amen.

UNDERSTANDING YOUR STUDENTS

Today's lesson will explain the importance of bearing good fruit for God. The students have been taught the importance of having faith in Jesus Christ, but they can now learn how to apply their faith by bearing good fruit.

Bearing good fruit means doing good works for the Lord Jesus. Jesus once said, "I am the vine, you are the branches. He who abides in Me, and I in him, bears much fruit; for without Me you can do nothing" (Jn 15:5).

Jesus taught His disciples that in order to bear good fruit, they must remain in Him. To remain in Him means to be filled with the Holy Spirit, so that the Holy Spirit can help us do good and be more like Jesus. Students will learn that after they believe and are baptized in Christ, the next important step is to follow in His footsteps by bearing the good fruit of good works.

What does bearing good fruit look like? That is, what

are some good works we can do for Christ? Here are some examples from the Bible of how to bear good fruit:

- Praise Jesus' name (Heb 13:15), by singing hymns or saying "thank God" when we are blessed
- Be filled with the Holy Spirit so that we can show more love, joy, peace, longsuffering, kindness, goodness, faithfulness, gentleness, and self-control (Gal 5:22-23)

In this lesson, students will understand that good fruit must be shown through their actions. Students will learn practical ways to bear good fruit every day. They will also learn that bearing good fruit honors God and shows that they are true followers of Jesus Christ.

VOCABULARY

incense: a perfume that smells good when it is burned

vision: a dream you have either when you are awake or when you are asleep

prophet: a messenger who speaks for God

locust: a type of insect that looks like a grasshopper

preach: to tell people the good news about Jesus Christ as our way to salvation

repent: to be sorry for our wrongdoings and to resolve not to do them again

REVIEW

In the past few lessons, we learned about the Israelites and their leaders, some of whom were judges. Raise your hand if you can name some of the judges who led the Israelites? (Deborah, Gideon, Samson) These judges tried to save the Israelites.

Even though God came to their rescue by sending judges, the Israelites continued to return to their sins, so God continued to give them over to their enemies. In the next few lessons, we will learn about someone who came to the world to save not only the Israelites, but everyone else in the world. Can you guess who He is? This new leader is our Lord and Savior, Jesus Christ.

Today, we will learn about a prophet of God who came before Jesus. A prophet is a messenger God sends to the people with an important message. The prophet we'll learn about today spent his life telling people about Jesus' coming. His name is John the Baptist.

BIBLE STORY

Zechariah and Elizabeth

During the time of King Herod, there was a priest named Zechariah who had a wife named Elizabeth. Both of them were descendants of Aaron. Does anybody remember who Aaron was and what he did? Aaron was Moses' brother. Aaron and his descendants were chosen to be God's priests.

Zechariah and Elizabeth did what was right before God and they obeyed all of the Lord's commandments. They were both quite old now, and they had not been able to

have any children.

An Angel Tells of John's Birth

During that time, there were so many priests that they had to be split into different groups and take turns serving in the temple. One day, when it came time for Zechariah's group to serve in the temple, the lot fell on Zechariah to go into the temple to burn incense. Incense is a perfume that smells good and it is burned as a sacrifice to God.

When Zechariah went into the Holy Place to burn incense,

the other priests in his group remained outside and prayed. Suddenly, an angel of the Lord appeared to Zechariah and stood at the right side of the incense altar. Can you imagine how Zechariah must have felt when he saw an angel of the Lord appear out of nowhere?

When Zechariah saw the angel, he was surprised and afraid. The angel said to him, "Do not be afraid, Zechariah; your prayer has been heard. Your wife Elizabeth will have a son, and you are to name him John. He will give you much joy, and many will be happy when he is born. He will be great in the sight of the Lord. He is never to drink any wine, and he will be filled with the Holy Spirit since the time of his birth. He will bring back many people to the Lord, and he will prepare them for the Lord."

What a great promise the angel gave to Zechariah! Even though he and his wife were very old, they would have a son because God promised that it would happen. Nothing is impossible for God! And this son was very special, because even before he was born, he was set aside to do God's work.

Zechariah Cannot Speak

If you were Zechariah, would you have believed what the angel said? Most people probably wouldn't. Zechariah was a bit dumbfounded, too. He asked the angel, "But how can I be sure of this? My wife and I are both quite old."

The angel answered, "I am Gabriel. I stand before God, and I have been sent to speak to you and to tell you this good news. And now because you did not believe what I said, you will be unable to speak until it happens."

The priests outside were waiting for Zechariah and wondering why he was taking so long. When Zechariah came out, he could not speak to them. They then understood that he had seen a vision in the temple. A vision is like a dream that can happen even when we are awake. Because he couldn't speak anymore, Zechariah kept making signs to them to tell them what happened.

Elizabeth Gives Birth to a Son

When the time for Zechariah's group to serve was over, he returned home. Shortly after, his wife Elizabeth became pregnant. She said, "The Lord has made this possible. He has taken away my shame of not having a child."

When Elizabeth gave birth to a son, her neighbors and relatives heard what the Lord had done and they were happy for her. Her baby boy showed that God fulfills His promises, and that nothing is impossible for Him.

Naming the Child

When the boy was eight days old, they were going to name him after his father Zechariah. But Elizabeth spoke up and said, "No, he is to be called John."

They replied to her, "But no one in your family has that name."

Then they made signs to Zechariah to ask him what he would like to name the child. Zechariah asked for

something to write on, and to everyone's surprise, he wrote, "He will be called John," just as the angel had instructed him.

Zechariah Tells About John's Future

Immediately, Zechariah's mouth was opened and he was able to speak and praise God. He was filled with the Holy Spirit and said:

"Praise be to the Lord, the God of Israel, because He has come to save His people. He has raised someone through the family of David to rescue us from the hand of our enemies. As for you, my child, you will be called a prophet of the Most High, for you will go before the Lord to prepare the way for Him."

The neighbors were all amazed, and throughout the land people talked about what had happened. Everyone who heard about this wondered, "What is this child going to become?" They understood that the Lord was with this boy.

John Grows Up

John the Baptist grew and became strong in spirit. He lived a simple life in the desert. All he wore was clothing made of camel hair and a leather belt. Can you guess what he found to eat in the middle of the desert? He ate honey and locusts, which are insects that look like grasshoppers. (Teachers: Locusts are still commonly eaten in Arabia. Eaten either raw or roasted, they are quite nutritious and a source of many vitamins. While most insects were considered unclean under Mosaic Law (Lev 11:22), it specifically states that locusts are permitted.)

When it was time, John the Baptist began to preach diligently, saying, "Repent, for the kingdom of heaven is coming." He was described as "a voice calling in the desert, 'Prepare the way for the Lord, make straight paths for Him.'"

People from Jerusalem, Judea, and the whole area of the Jordan went to meet him. They repented of their sins and John baptized them in the Jordan River.

John the Baptist Rebukes the Pharisees and Teachers of the Law

When John the Baptist saw many of the Pharisees and Sadducees coming to where he was performing baptism, he said to them:

"You snakes! Who told you to run from the bad things that are about to happen? You must change your lives to show that you are really sorry for the wrongs you have done. And don't think you can say to yourselves, 'Abraham is our father,' because God can turn these stones into children for Abraham. The ax is ready to cut down any tree that doesn't bear good fruit! Every tree that does not bear good fruit will be cut down and thrown into the fire!"

John was warning them to truly repent about the things they had done, and not be so confident that they

would be saved because they were Abraham's descendants. Only the people who repent, change their ways, and bear good fruit through good works will be saved. The people who don't do these things will be judged and punished. John the Baptist also said, "I indeed baptize you with water unto repentance, but He who is coming after me is mightier than I, whose sandals I am not worthy to carry. He will baptize you with the Holy Spirit and fire" (Mt 3:11). **John the Baptist was preaching the importance of water baptism and the baptism of the Holy Spirit.** In Acts 2:38, Peter says, "Repent, and let every one of you be baptized in the name of Jesus Christ for the remission of sins; and you shall receive the gift of the Holy Spirit." The teachings of water baptism and the Holy Spirit did not stop even after Jesus ascended to heaven.

John Proves to Be a Faithful Prophet

Later on, John the Baptist was imprisoned and executed by King Herod for boldly preaching against his marriage. John the Baptist spoke against King Herod because he married his brother's wife, Herodias. She held a grudge against John and wanted him put to death. But King Herod protected John because he enjoyed listening to him and thought John the Baptist was a prophet. One day, King Herod celebrated his birthday by hosting a banquet. During the feast, the daughter of Herodias danced before Herod and his guests. She so pleased King Herod that he swore to give her anything she requested, up to half of his kingdom. The young woman went to her mother for guidance in what she should request. Herodias told her to ask for the head of John the Baptist on a platter. She did so, and Herod was sorry when he heard this. However, because of his oath and his dinner guests, Herod ordered John the Baptist to be beheaded.

What can we learn from John the Baptist? He lived a holy

life and did not compromise (Lk 1:15). Rather than changing his message to accommodate the king, John the Baptist was willing to go to prison and ultimately die for God! He confronted King Herod, which cost him his life (Mk 6:17-29). **JOHN PROVED TO BE A FAITHFUL PROPHET!**

Teachings from John the Baptist

John the Baptist ministered for a very short period in comparison to the other men and women of God. Still, God rewarded him for his faithfulness. In Matthew 11:11, it records: "Assuredly, I say to you, among those born of women there has not risen one greater than John the Baptist; but he who is least in the kingdom of heaven is greater than he." **From the life of John the Baptist, we can learn the following teachings:**

- John was a righteous preacher and a holy worker.
- To serve God wholeheartedly by leading a simple life style (not worried about luxuries)
- To prepare, to preach the coming of our Lord Jesus Christ, and to make the crooked paths straight
- To confess our sins by repenting (Prov 28:13, "He who covers his sins will not prosper, but whoever confesses and forsakes them will have mercy.") Jesus warned us several times to repent. Jesus teaches us to be holy, pure, and perfect. Repenting from sin is God's heart. "Therefore I will judge you, O house of Israel, every one according to his ways," says the Lord God. "Repent, and turn from all your transgressions, so that iniquity will not be your ruin" (Ez 18:30).
- Workers of God should confront sin boldly, regardless of the cost involved
- Not to claim God's glory and to be a humble worker by exalting God

CHECK FOR UNDERSTANDING

1. **Although Elizabeth and Zechariah were both quite old, what was one thing they did not have?** Children.
2. **Why couldn't Zechariah speak after the angel appeared to him?** He didn't believe what the angel told him.
3. **What did Elizabeth and Zechariah name the child?** John, as the angel instructed.
4. **What happened to Zechariah after they named the child?** His mouth was opened and he could speak.
5. **When John the Baptist grew up, where did he live? What did he wear and eat?** He lived in the desert; he wore camel's hair with a leather belt tied around his waist and ate locusts and honey.
6. **What did he tell the Pharisees and teachers of the law to do?** He told them to change their lives, repent for the wrong things they had done, and bear good fruit.
7. **John the Baptist also said, "I indeed baptize you with water unto repentance, but He who is coming after me is mightier than I [...] He will baptize you with the Holy Spirit and fire" (Mt 3:11). What was John referring to?** (John was referring to water baptism and baptism of Holy Spirit.
8. **Why did King Herod order John the Baptist to be beheaded?** Because he was pleased with her, he allowed Herodias' daughter to ask for whatever she wanted, so she asked for John the Baptist's head on a platter.
9. **Why is repentance so important?** If we cover our sins, we will not prosper; however, whoever confesses and forsakes his sins will have mercy. If we don't repent, God will judge us, and we will not lead a holy life that is pleasing to God.

MEMORY VERSE PRACTICE

Please reinforce the memory verse every week.
You can practice the memory verse with your students anytime during class.

“That you bear much fruit; so you will be My disciples.” (John 15:8b)

SPIRITUAL TEACHING & LIFE APPLICATION

1. Understand what is REPENTANCE.

John's life purpose was to prepare the way for the Lord. He had a simple message: "Repent, for the kingdom of heaven is near." The word "repent" means to change one's thinking from a sinful mindset. John was baptizing and preaching a message of repentance so people could have changed minds and changed lives. It is not a shameful thing to confess our sins. A change of thinking, a change of heart, is found in repentance.

When we do something wrong, we need to kneel down and tell God we are sorrowful about what we have done, not sorrowful that we got caught. Don't outwardly say sorry and inwardly keep the same state of mind. Tell God, "Dear God, I have sinned. I sin secretly with my words, actions, and thoughts." We come to God with repentance, with a change in thinking. "Return to the Lord your God, for He is gracious and merciful, slow to anger, and of great kindness; and He relents from doing harm" (Joel 2:13). Repentance is not a weakness; it is a way to show God that we are depending on Him to help us overcome our sins.

2. Remain in the Lord Jesus Christ.

In the same way a branch must stay connected to a tree, we need to be connected to Jesus Christ. Here are some ways we can stay connected to Jesus every day:

1. At least once a day, we can say a prayer and thank God for all the blessings He has given us.
2. During Sabbath, we can share something we have learned from the sermons with a brother, sister, or family members.
3. After the RE class on Sabbath, we can pick one teaching from the word of God to put into practice at home or at school during the week.
4. During the week, we can ask our family to set aside 15 to 20 minutes every day to read and share about the Bible, pray, ask questions and share about God, or sing hymns to draw closer to Jesus and to one another.

3. Bear good fruit by doing good works.

1. We can observe what older brothers and sisters do to serve God and to serve others, and we can try to put these actions into practice in our own lives.
2. Every week, we can pick one family member and show kindness to them (e.g., it could be helping them with their chores, being kind and nice to them, etc.), pray for them, and find time to spend with them.
3. Ask your mom and dad, your schoolteacher, or RE teacher how you can be their helper during the day or during class.

4. Jesus said we can bear fruit only if He "abides" in us (Jn 15:4-5).

What does it mean to abide in Jesus? It means we need to constantly go to church, pray, and read the Bible! We need to pray for the Holy Spirit to dwell in us! God's Spirit is like a living foundation that flows up the trunk of a tree to all its branches so they can yield fruit. "Blessed is the man who trusts in the Lord, and whose hope is the Lord. For he shall be like a tree planted by the waters, which spreads out its roots by the river, and will not fear when heat comes; but its leaf will be green, and will not be anxious in the year of drought, nor will cease from yielding fruit" (Jer 17:7-8). With the help of God's Spirit, we can produce love, joy, peace, longsuffering, kindness, goodness, faithfulness, gentleness, [and] self-control" (Gal 5:22-23). That is truly good fruit! God wants us to bear much of this fruit!

HOMEWORK ANSWER KEY

1. "That you bear much fruit; so you will be My disciples." (John 15:8b)
2. a. Zechariah
b. Elizabeth
c. Gabriel
d. Desert or wilderness
e. Camel hair
f. Locusts and honey
g. Prepare the way for Jesus
h. The Baptist
i. Doing good works
j. Incense
3. He was burning incense.
4. He couldn't speak/became mute.
5. When John was eight days old. The people asked him what he wanted to name his son. He wrote "John". At that moment, his mouth was opened, and he was able to speak and praise God.)
6. He told people to repent, change their wrongdoings, and bear good fruit.
7. If we cover our sins, we will not prosper; however, whoever confesses and forsakes his sins will have mercy. If we don't repent, God will judge us, and we will not lead a holy life that is pleasing to God.
8. It means we need to constantly go to church, pray, and read the Bible! We need to pray for the Holy Spirit to dwell in us! With the help of God's Spirit, we can produce love, joy, peace, longsuffering, kindness, goodness, faithfulness, gentleness, [and] self-control" (Gal 5:22-23).

ACTIVITIES

1

Picture the Verse

Objective: To help remember this week's verse by making a picture.

Materials

- Fruit patterns (apple, orange, cluster of grapes, banana, pear)
- Cardboard
- Construction paper, various colors (try to match the fruit)
- Crayons or markers
- Scissors

Preparations

1. Using green and brown construction paper, create one tree for each student that is large enough to hold the fruit patterns.
2. Copy the fruit patterns onto cardboard; make one set per student.
3. Cut out the fruit patterns.


Instructions

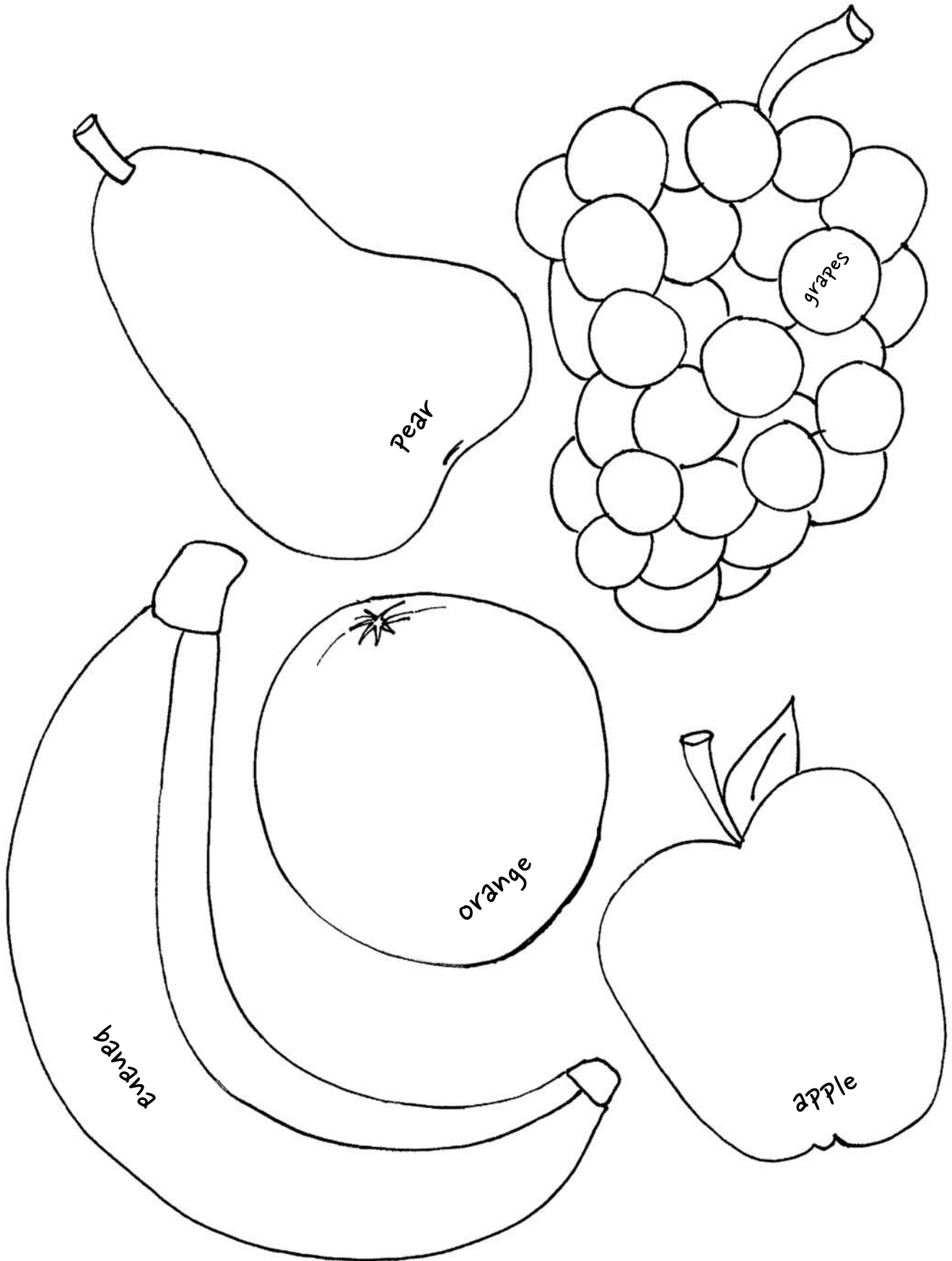
1. Pass out the fruit patterns and one tree to each student.
2. Have students trace the fruit patterns onto construction paper and cut them out.
3. On each piece of fruit, write a good deed that would be considered "good fruit." Glue the fruit onto the tree.
4. At the top of their picture, have students write, "Bear Much Fruit." (Jn 15:8b)

2 Bear Good Fruit

Objective: To reinforce to students that we need to bear fruit.

John compared people to trees (Mt 3:10; Lk 3:9). How are you like a tree? Answer the following questions on the worksheet.





E1 Year 1 Book 4 Lesson 7—John the Baptist

Homework Assignment

Name: _____ Parent signature: _____ Date: _____

- Bible Truths:**
1. John the Baptist was a righteous worker who lived a holy life.
 2. John the Baptist prepared the way for the Lord.
 3. Jesus wants us to be His disciples and bear good fruit by doing good works for Him.

- Lesson Objectives:**
1. To learn to repent before God.
 2. To remain in the Lord Jesus and do good works for Him.
 3. To bear good fruit by doing good works.
 4. To learn the correct way of water baptism.

Bible Reading: Please put a checkmark in the space when you complete the reading each day.

Prayer: Please put a checkmark in the space on the days you prayed to God.

	Sun	Mon	Tue	Wed	Thu	Fri	Sat
Bible Reading							
Prayer							

Memory Verse

Please write down this week's memory verse.

(John 15:8b)

What I Learned from the Bible This Week

1. _____
2. _____
3. _____

Homework Assignment

Understanding What You Have Learned

1. Write down the memory verse for this week without looking.

Matching

- | | |
|--|---------------------------|
| 2. a. John's father, a priest | The Baptist |
| b. John's mother | Doing good works |
| c. Angel who appeared in a vision | Zechariah |
| d. John's home | Prepare the way for Jesus |
| e. John's clothing | Desert or wilderness |
| f. John's food | Gabriel |
| g. John's work | Incense |
| h. John's title (what people called him) | Elizabeth |
| i. Bearing good fruit | Locusts and honey |
| j. Perfume offered to God | Camel hair |

Short Answer

3. What was Zechariah doing when the angel appeared?

4. What happened to Zechariah when he didn't believe the angel?

5. When did Zechariah speak again?

6. What did John the Baptist preach?

Life Application

7. Why is repentance so important?

8. Jesus said we can bear fruit only if He "abides" in us (Jn 15:4-5). What does abiding in Jesus mean?

LESSON 8

THE BIRTH OF OUR SAVIOR, JESUS CHRIST

BEFORE YOU TEACH

Marriage and Unfaithfulness

In Jewish culture, a couple that is to be married is first betrothed to each other. This is to show that they are committed to each other even though they have not left their parents' homes to start a new life together.

The betrothal usually lasts six months to a year. It is then followed by a great feast, which we would consider "the wedding." After the wedding, the couple leaves their parents to live together and start their own family.

When Mary conceived her son, she and Joseph were only at this first stage of betrothal—they were committed to each other but were not married nor living together. Hearing that she was pregnant suddenly turned their lives upside down. At the time, a child born out of wedlock was taboo.

Mary's pregnancy before marriage also carried serious consequences. According to Jewish civil law, Joseph had the right to divorce her, and the Jewish authorities could have her stoned to death for doing such an unlawful thing (Deut 22:23-24).

Mary's Pregnancy and God's Plan

When God chose Mary to conceive and give birth to the Savior, He did not need to consult Mary and Joseph for their opinions. At first, Joseph was shocked and even intended to break the marriage. Where did this "illegitimate" child come from? And when the angel informed Mary, she couldn't say, "No, thank you."

God has all the authority and sovereignty. And many times, even though God's plans may not be our plans, He has His good and perfect will behind them. What He wants from us is to accept and obey Him.

Through this difficult situation, we can see how obedient Mary and Joseph really were. Mary was merely baffled and asked, "How can it be?" The angel explained that the almighty power of God would always be with her, and Mary had no other objections. She bravely answered, "Let it be so according to your will."

Mary knew that she was a humble servant and that she only had to simply obey God's instructions (Lk 1:38). She not only obeyed but was willing to do it, expressing her joy in praise to God when she visited her cousin Elizabeth (Lk 1:46-55). Mary accepted the task as an honorable thing to do for the Lord.

Joseph initially panicked when he found out, but when God commanded him to take Mary as his wife and raise her child (Mt 1:24-25), he also acted accordingly.

God's plan was not easy for Mary and Joseph. Mary's reputation was on the line—who would have believed her story that her son was conceived by the Holy Spirit? Joseph had to speed up plans to marry

BIBLE TEXT

Matthew 1:18-25; 2:1-12; Luke 2:1-20

BIBLE TRUTH

Jesus is our Savior and God.

LESSON OBJECTIVES

1. To recognize that Jesus is our Savior and God.
2. To be thankful that Jesus was born into this world to take away our sins.
3. To understand that Jesus is our way to salvation.

MEMORY VERSE

"And my spirit has rejoiced
in God my Savior."

(Luke 1:47)

PRAYER

In the name of the Lord Jesus Christ, we pray. We thank You for Your wonderful love and mercy. Because You came to earth to save us, we can now go to heaven. Please help us always to remember how much You love us, and help us live each day to please You. Hallelujah! Amen.

her quickly in order to save her from being an unwed mother.

After Joseph married Mary, he did not lay with her until after Jesus was born (Mt 1:25). This was all part of God's wonderful plan. From Joseph and Mary's obedience came the birth of our Savior.

The Stable and the Manger

Palestinian houses were often large singular structures with two levels, one level for people and one for the animals. Family sleeping quarters were usually on the second floor (the upper room).

A small number of their flock was housed inside in one of the ground floor rooms called the stable. This is where they stored animals, tools, and agricultural produce. Food was prepared and possibly consumed on the ground floor, too.

By being inside, the animals were protected from the elements and theft. In addition, they provided body heat for cool nights, milk for the daily meals, and dung for fuel.

Mary and Joseph found an inn when they finally arrived in Bethlehem late at night. (Traditionally, the Greek word *kataluma* is translated as "inn" but it actually means "a place to stay.") Unfortunately, the inn was already full, so the only other option was to stay in the stable with the animals.

Since Mary and Joseph could find no place to lay the baby in the stable, they used a manger. A manger is a wooden or stone rectangular box used for feeding the animals. Excavations in Israel have uncovered numerous installations within domestic structures that probably

represent ancient mangers.

Some mangers are carved, but most are built with stones. Can you imagine being born in a stable and manger where the animals are kept instead of in a hospital? What a lowly place for the birth of our Lord and Savior Jesus Christ!

Jesus' Birthday

The Bible does not specify a day or month that Jesus was born, though most Christians celebrate His birthday on December 25th. History convincingly shows that December 25th was popularized as the date for Christmas, not because Christ was born on that day but because it was already popular in pagan religious celebrations as the birthday of the sun god.

A careful analysis of Scripture, however, clearly indicates that December 25th is an unlikely date for Christ's birth.

First, we know that shepherds were in the fields watching their flocks at the time of Jesus' birth (Lk 2:7-8). Shepherds are not usually in the fields during December. And since December is cold and rainy in Judea, it is likely the shepherds would have sought shelter for their flocks at night.

The normal practice was to keep the flocks in the fields from spring to fall. Jesus may have been born in the summer or early fall. Also, winter would likely be an especially difficult time for pregnant Mary to travel the long distance from Nazareth to Bethlehem, which is a distance of about seventy miles.

UNDERSTANDING YOUR STUDENTS

Those of your students who had been baptized as infants and exposed to religious education at a young age may have some idea of who Jesus is, but lack a clear understanding. You may use this week's lesson to review their knowledge of Jesus and the meaning of salvation.

As for the new students who haven't been baptized, now would be an excellent time to introduce them to Jesus Christ—who He is, what He did, why He did it, and how He is their Savior.

Before starting the lesson, be sure to explain what a "Savior" is. A savior saves someone from danger. Help your students understand that all of us need to be saved. "Saved from what?" they might ask. We need to be saved from death, because all of us are sinners.

According to God's law, whoever does what is wrong must receive punishment (Rom 6:23). Ask your students if any of them have never done anything wrong. Of course, all of us have sinned, and therefore all of us deserve punishment.

But God loves us so much that He came down to earth to die for us in our place. He took our punishment on the cross so that we wouldn't have to be punished. Instead,

God has prepared for us a special place called heaven. If we believe in Jesus and are washed in His precious blood, we too can be saved.

In today's lesson, your students will learn about the birth of our Lord and Savior. Take this opportunity to share with them God's wonderful love in the form of His Son, Jesus Christ.

VOCABULARY

Holy Spirit: the Spirit of God

savior: someone who saves people from danger; the name "Jesus" means savior

virgin: a woman who has never had relations with a man before

frankincense/myrrh: two kinds of very expensive perfumes; myrrh was also used as a painkiller

engage: to publicly declare that two people are going to get married

Immanuel: "God with us"; the name given to Jesus

governor: a ruler over a city

manger: a feeding trough

REVIEW

Last week, we learned about an important worker of the Lord. We called him a prophet. Do you remember his name? (John the Baptist) What did John the Baptist do? (He preached about God and baptized people who repented.)

Ask the students if they remember John the Baptist's mission (i.e., what God wanted him to do in his life). His mission was to preach and baptize people in order to prepare the way for our Savior, Jesus Christ. He called people to repent and turn away from their wrongdoings.

John the Baptist helped people get started on changing their lives, so that they could accept Jesus and His teachings when Jesus came. Today, we will be learning about the special way our Savior was born.

BIBLE STORY

Mary Is Pregnant

There was a young woman named Mary, who was engaged to a man by the name of Joseph. Does anyone know what "engaged" means? When two people become engaged, they announce to everyone that they are getting married, but they do not hold their wedding yet.

But while Mary and Joseph were engaged and before they were married, do you know what happened? Mary found out that she was going to have a baby by God's Holy Spirit! Usually it is wrong for a woman to have a baby without being married first.

To get pregnant before the wedding would be very bad for Joseph and Mary, because people would think that they did not keep holy before they were married. So when Joseph heard that Mary was pregnant, he decided to quietly call off the wedding.

An Angel Appeared to Joseph

What kind of feelings do you think Joseph had during this time? He was probably quite worried and anxious about what to do. He may have been hurt and wondered if Mary had been unfaithful to him.

While Joseph was thinking about how to handle the situation, an angel from the Lord came to him in a dream. The angel said, "Joseph, the baby that Mary will have is from the Holy Spirit, and you are to marry her. After the baby is born, give Him the name Jesus, because He will

save His people from their sins."

All this happened so that the Lord's promise would come true, just as His prophet said, "A virgin will have a Son, and He will be called Immanuel." This name means "God with us."

Ask the children to repeat the word Immanuel since they may not have heard this word before. Then check their memory by asking, "What does Immanuel mean?" ("God with us.")

When Joseph woke up from his dream, he obeyed the Lord's angel and soon took Mary as his wife. But Joseph did not lay with Mary until the baby was born. After the baby was born, they obediently named Him Jesus.

Going to Bethlehem

Around that time, Emperor Augustus gave orders for everyone's name to be listed in a record book. These records were first made when Quirinius was governor over Syria. A governor is a person who rules over all the people in a city. Because of this order, all the people had to go to their hometowns to have their names listed.

Joseph was a descendent of King David, whose hometown was in Bethlehem. At the time, he and Mary were living in Nazareth, which was about seventy miles away from Bethlehem. Because of this order, Joseph and Mary had to make a trip back to Bethlehem to record their names.

Take out a map. Joseph was living in Nazareth in Galilee at that time [show the students where it is on the map]. Where did he have to go to get his name recorded? [Let the students answer "Bethlehem."] He had to go to Bethlehem in Judea. [Show students where it is on the map.]

This is a very long distance! How do you think they got there? In those days, there were no cars, trains, or airplanes. Joseph and Mary had to walk seventy miles to get there, a journey that would take several days, and Mary was pregnant at the time!

Born in a Manger

Mary was going to have a baby soon, but she went on the journey with Joseph. When they got to Bethlehem, they needed a place to stay. Unfortunately, they found out that the inn was already full and they had nowhere else to go.

They ended up spending the night in the stable that belonged to the innkeeper. A stable is a place where the animals are kept. They probably made beds from hay on the floor to sleep on. That night, Jesus was born.

Do you know where women usually go to give birth? Nowadays, babies are born in clean and safe places, such as hospitals. But Joseph and Mary had nowhere to stay and since there was no crib, they laid baby Jesus in a manger.

Do you know what a manger is used for? A manger is a feeding trough, and it holds the food that feeds the animals. Mary and Joseph found the manger, perhaps lined it with some hay, and made a nice bed for baby Jesus.

Truly, our Savior had a lowly and humble birth! Jesus is God Himself, which means He deserved to be born in the most beautiful golden palace—a place fit for a king. And yet, he was born in an animal-feeding trough!

Angels Announce Jesus' Birth to Shepherds

That night in the fields near Bethlehem, some shepherds were guarding their sheep. Suddenly an angel came down to them from the Lord, and the brightness of the Lord's glory shone around them.

The shepherds were frightened, but the angels said, "Don't be afraid! I have good news for you, which will make everybody joyful. Tonight in King David's hometown, a Savior was born for you! He is Christ the Lord, and this is how you will know who He is: you will find Him dressed in baby clothes, lying in a manger."

Suddenly many other angels joined in praising God. They declared: "Praise God in heaven above! And peace on earth to everyone who is pleasing to God."

The Shepherds Visit Jesus

After the angels had left and gone back to heaven, the shepherds said to one another, "Let's go to Bethlehem and see what the Lord has told us about!" They hurried off. Where do you think they found Mary and Joseph? [Give students time to answer.] That's right! They found Mary

and Joseph in the stable and saw baby Jesus lying in the manger.

When the shepherds saw Jesus, they told His parents what the angel had said about Him. Everybody was surprised, but Mary kept thinking about all this and wondered what it meant.

As the shepherds returned to their sheep, they were praised God and said wonderful things about Him. Why were the shepherds so happy? Because Israel had been waiting for a Savior for so many years and finally the Savior had come! Everything they had seen and heard was just as the angel had said. They had been waiting for God to send someone who would save them.

Everyone has sins and we are not worthy of heaven. But Jesus came to this world to be our Savior, to take away our sins, and to give us the hope of eternal life in heaven. If we truly believe He is our Savior, then we need to obey God's commands and be baptized, pray for the Holy Spirit, and do what the Bible tells us.

The Wise Men Go to King Herod

When Jesus was born in Bethlehem, Herod was king of Judea. During this time, some wise men from the east came to Jerusalem and asked, "Where is the child born to be king of the Jews?"

We saw His star in the east and have come to worship Him."

When King Herod heard about this, he was worried. Why do you think King Herod was worried? Because he didn't want anyone else to be king except himself! Herod brought together all the chief priests and the teachers of the Law of Moses and asked them, "Where will the Messiah be born?"

Do you remember the name of the city that Jesus was born in? Right! He was born in a city called Bethlehem. They told him, "He will be born in Bethlehem of Judea, just as the prophet wrote: 'Bethlehem in the land of Judea, you are very important among the towns of Judea. From your town will come a Leader, who will be like a shepherd for My people Israel.'"

The Wise Men Visit Jesus

Herod secretly called in the wise men and asked them when they had first seen the star. He told them, "Go to Bethlehem and search carefully for the Child. When you find Him, let me know so I can also go and worship Him."

Do you think King Herod really wanted to worship Jesus? No, he had other plans. He probably wanted to kill Jesus because he was afraid Jesus might be the next king.

The wise men listened to what the king said and went on their way. The star they had seen in the east went on ahead of them until it stopped over the place where the Child was. They were really glad to follow the star.

When the men went into the stable and saw the Child with Mary, they knelt down and worshiped Him. They were so joyful and thankful that they could see the Savior

Savior! They wanted to give Jesus something very special. They took out their gifts of gold, frankincense, and myrrh and gave them to Him.

After their visit, when they were about to leave, the

wise men were warned in a dream not to return to Herod, so they went home by another road. God protected Jesus from harm so He could go on to be the Savior for all mankind.

CHECK FOR UNDERSTANDING

1. **When the angel appeared to Joseph, what did he tell Joseph to do?** The angel told Joseph not to worry because Mary conceived a child through the Holy Spirit, so he should still marry her.
2. **Where was Jesus born?** Bethlehem.
3. **When Jesus was born, who appeared to the shepherds?** Angels appeared to the shepherds, telling them the good news that the Savior was born.
4. **Who else went to visit Jesus besides the shepherds?** Wise men from the east.
5. **Why did the wise men want to visit Jesus? What gifts did they give Him?** They wanted to worship Him and give Him gifts of gold, frankincense, and myrrh.
6. **Why did Jesus have to come down to earth? What did He do for us?** He came down to earth to die on the cross for us and to save us.
7. **Why is Jesus called our Savior? What has He saved us from?** Jesus saved us from our sins.

MEMORY VERSE PRACTICE

Please reinforce the memory verse every week.
You can practice the memory verse with your students anytime during class.

"And my spirit has rejoiced in God my Savior." (Luke 1:47)

SPIRITUAL TEACHING & LIFE APPLICATION

Spiritual Teaching

Jesus Christ is God's ONLY provision for man's sin. Through Him, we can know and experience God's love and plan for our life. Three important reasons:

1. He Is the Only Way to God

"Jesus said to him, 'I am the way, the truth, and the life. No one comes to the Father except through Me'" (John 14:6).

2. He Died in Our Place

"But God demonstrates His own love toward us, in that while we were still sinners, Christ died for us" (Rom 5:8).

3. He Rose From the Dead

"Christ died for our sins...He was buried...He was raised on the third day, according to the Scriptures...He appeared to Peter, then to the twelve. After that He appeared to more than five hundred" (1 Cor 15:3-6).

In this lesson, we learned that Jesus is our Savior. The Israelites had been waiting for hundreds of years for a savior. Everyone has sins—the Israelites and also us today. We need to be cleansed of these sins in order to be saved and go to heaven.

In the Old Testament, the high priests offered animals as sacrifices for our sins. But this kind of animal sacrifice is imperfect. When God came to this world as flesh, He became the perfect sacrifice for us when He died on the cross. His death and His blood are what wash away our sins today.

When we get baptized and are washed in His blood, we become pure and holy. If we are holy, then we can have a hope to go to heaven.

But we must continue to stay holy.

Life Application

The key question for us is, "What does all this information about Jesus Christ have to do with our lives?" We have all been baptized and our sins have been washed away by the blood of our Lord Jesus Christ. Therefore, we have a personal relationship with Jesus Christ. God loves us and offers a wonderful plan for our lives.

Jesus is our Savior and baptism in His blood makes us pure and holy. In order to stay holy, we must constantly examine ourselves. We need to think, "Have I done

anything today that makes God unhappy?"

Students need to be willing to acknowledge these sins—such as lying to their parents, taking things that don't belong to them, being disrespectful to their parents, using the Lord's name in vain, etc.

Since Jesus is our Savior, we need to know what to do in order to be saved. You can ask your students if they know what they need to do to get to heaven. This should include the important doctrines, such as water baptism and receiving the Holy Spirit.

ACTIVITIES

1**An Angel's Announcement**

Objective: To help the students remember that angels were part of the nativity.

Materials

- Cardboard tubes from toilet paper or wrapping paper
- White paper doilies
- Crayons
- White facial tissue
- Rubber bands
- Glue

Instructions

1. Give each student two cardboard tubes for the shepherd and angel puppets.
2. Draw faces at the top of each tube and glue facial tissue on the bottom to make the clothes.
3. Place one tissue on the top of the shepherd puppet and wrap a rubber band around it to create a shepherd's headpiece.
4. Glue a white paper doily to the back of the angel to create the wings.

2**Praise Jesus' Birth**

Objective: To praise God that the Savior was born.

Instructions

Pick one or more songs to teach the students. Some famous hymns include:

- Away in a Manger
- Angels We Have Heard on High
- Go Tell It on a Mountain
- What Child Is This?

3**Manger Craft**

Objective: To help students understand Jesus' humble birth.

Materials

- Paper plate
- Wet wipes
- Glue
- Pretzel sticks
- Spanish moss
- Shelled peanuts

Instructions

1. Have students take two pretzel sticks and glue them to the paper plate to make an "X" for the legs of the manger.
2. Glue Spanish moss above the pretzel sticks to represent the hay.
3. Have the students glue a shelled peanut so that it rests on the hay to represent the baby Jesus lying in the manger.

HOMEWORK ANSWER KEY

- | | | |
|--------------|----------|--|
| 1. manger | 5. True | 9. False |
| 2. shepherds | 6. True | 10. He is our only Savior; He is the one |
| 3. star | 7. False | True God; He came to die for our |
| 4. myrrh | 8. True | sins. |

E1 Year 1 Book 4 Lesson 8—The Birth of Our Savior, Jesus Christ

Homework Assignment

Name: _____ Parent signature: _____ Date: _____

Bible Truth: Jesus is our Savior and God.

Lesson Objectives:

1. To recognize that Jesus is our Savior and God.
2. To be thankful that Jesus was born into this world to take away our sins.
3. To understand that Jesus is our way to salvation.

Bible Reading: Please put a checkmark in the space when you complete the reading each day.**Prayer:** Please put a checkmark in the space on the days you prayed to God.

	Sun	Mon	Tue	Wed	Thu	Fri	Sat
Bible Reading							
Prayer							

Memory Verse

Please write down this week's memory verse.

(Luke 1:47)

What I Learned from the Bible This Week

1. _____
2. _____
3. _____

Homework Assignment

Understanding What You Have Learned

Fill In the Blank

shepherds myrrh star manger

1. After being unable to find a place to stay, Mary gave birth to Jesus and laid Him in a _____.
2. Angels appeared to the _____ telling them that the Savior had been born.
3. The wise men followed the _____ in the east to find the baby Jesus.
4. The wise men brought gifts of gold, frankincense, and _____ to offer to the baby Jesus.

True or False

5. Mary conceived a baby through the Holy Spirit. _____
6. Jesus was born in Nazareth. _____
7. The shepherds and wise men were sad to see Jesus. _____
8. King Herod wanted to kill Jesus because he didn't want anyone else to be king. _____
9. The wise men went back to King Herod and told him where Jesus was. _____

Life Application

10. Please write about why Jesus' birth is important to you. Name three reasons.

LESSON 9

THE BOY JESUS IN THE TEMPLE

BEFORE YOU TEACH

Feast of the Passover

The Passover could refer to three different occasions in Jewish culture:

- 1) The historic meal shared by Hebrew families on the night God passed over the Jewish community but struck the firstborn of Egypt dead (Ex 12-13);
- 2) An annual commemorative meal shared by Jewish families, which recreates the meal eaten by the Jews in Egypt on the original Passover (Ex 12:24-28);
- 3) The annual seven-day festival, celebrated by public sacrifices and private sharing of the Passover meal, which continues for a week by eating only unleavened bread and concludes with another day of sacrifices and celebration (2 Chr 30:1-27).

Waiting for a Messiah

Ever since the Old Testament, the Jews had been waiting for a Savior, a Messiah. The Messiah in Jewish thought is a descendant of King David. He will be a king that will bring the Jews together to keep the commandments and live in the land of Israel.

The Messiah will fight wars against the enemies of the Jews, will prevail, and will inaugurate an era of everlasting peace when the third holy temple is built in Jerusalem. It is a commandment to long for the Messiah every day and to expect Him to arrive.

Even though Jesus Christ fulfilled these prophecies, sadly not all the Jews could accept Him as the Messiah and they are still waiting for the Messiah today.

UNDERSTANDING YOUR STUDENTS

Some of your students may be in the habit of coming to church regularly, but they might not understand why exactly they come. This lesson is a good opportunity to reinforce the importance of coming to church. Jesus' example of going to temple to learn the words of God may challenge your students to do the same.

Help your students understand that we come to church for many reasons. One of the more general ones is to worship God. Worshiping God includes learning about Him, praying to Him, and having fellowship with brothers and sisters.

The early Christians set the example for us in Acts 2:42. The church has also been described as the body of Christ (1 Cor 12:27). Let your students realize that all of them are a part of the body of Christ and play a very important role in the church. As your students understand why they come to church and experience the love of God here, the desire to "dwell in the house of the Lord" will grow, and this desire will follow them into adulthood.

BIBLE TEXT

Luke 2:21-52

BIBLE TRUTH

The church is the body of Christ.

LESSON OBJECTIVES

1. To acknowledge that we need to go to church often.
2. To understand that the purpose of going to church is to learn the word of God, pray, and have fellowship with other believers.
3. To grow in wisdom like Jesus.

MEMORY VERSE

"That will I seek: That I may dwell
in the house of the Lord all
the days of my life."

(Psalm 27:4b)

PRAYER

In the name of the Lord Jesus Christ, we pray. Thank You, Lord, for guiding us through another week so that we may come and worship You. We know that it is important to come to church often to learn Your words—You have set an example for us to follow. Let us never leave the church, and let us never leave You, O Lord. Hallelujah! Amen.

VOCABULARY

- temple:** a special building to worship God in
- firstborn:** the first son born into a family
- sacrifice:** an offering for God; something special or important that you give up
- Passover:** a special feast day celebrated by the Jews; on this day they remember how God freed them from being slaves in Egypt
- law of Moses:** a set of laws that the Israelites received from God in the time of Moses
- prophetess:** a woman that passes on God's messages to the people
- wisdom:** knowing how to handle right and wrong
- grace of God:** God's blessings and guidance

REVIEW

Last week, we learned about the birth of our Savior, Jesus Christ. It began with Mary becoming pregnant through the Holy Spirit. Do you remember how Joseph felt when he found out about this? (He wanted to secretly end their engagement because he thought she had done something wrong.) Yes! But after the angels spoke to Mary and Joseph, they were comforted and were obedient to God's command.

When Jesus was born, shepherds came to visit Him. How did the shepherds know that the Savior had been born? (An angel from the Lord told them.) Where did they find Jesus? (They found Jesus in a manger, because there was no room for them at the inn.) Who else came to visit Jesus? (Wise men from the east.)

Do you remember how they got there? (They followed the star until it stopped where Jesus was.) What are the three gifts that the wise men brought for Baby Jesus? (Gifts of gold, frankincense, and myrrh.) Jesus' birth was very special because His birth was foretold a long time ago. God had already planned to send down His Son to save us from our sins. Because of this, we know that Jesus is the Son of God.

Today, we will be learning about Jesus' childhood. Even though Jesus is the Son of God, He had to grow up, just like you and me. He was a good Son, and we can learn from Him how to be good, too.

BIBLE STORY

Mary and Joseph Take Jesus to the Temple

Now the time came for Mary and Joseph to present Jesus to the Lord, as the Law of Moses stated, "Each firstborn baby boy belongs to the Lord." The Law of Moses was a set of really old rules that had been given to the Israelites during the time of Moses. It was one of the ways that God let His people know what He wanted them to do.

So, Mary and Joseph took Jesus to the temple and presented Him to the Lord. The law of Moses also stated that parents had to offer a sacrifice, such as a pair of doves or two young pigeons, which Mary and Joseph did.

Let's review. What did the law of Moses tell parents to do? (Give students time to answer—it told them to present each firstborn baby boy to the Lord and give a pair of doves or two young pigeons as a sacrifice at the temple.) Did Joseph and Mary follow this law? (Yes.)

Simeon Sees Baby Jesus

At this time, a man named Simeon was living in Jerusalem. Boys and girls, let's say "Simeon!" [On the count of 3, students will say "Simeon!" together.] He was a good man, who loved God and was waiting for God to save the

people of Israel.

God's Spirit told Simeon that he would not die until he had seen Christ the Lord. What was Simeon waiting for? (Let students answer—Yes! He was waiting for God to save the people of Israel.) What did God's Spirit tell Simeon? (That Simeon would not die until he had seen Christ the Lord.)

When Mary and Joseph brought Jesus to the temple to be circumcised, according to the Law of Moses, the Spirit told Simeon to go into the temple. What do you think Simeon saw? (Let students guess—He saw the Baby Jesus!)

After the circumcision, Simeon took the Baby Jesus in his arms and praised God: "Lord, You have kept Your promise to me, Your servant, and now You may let me die in peace. With my own eyes I have seen what You have done to save Your people, and foreign nations will also see this. Your mighty power is like a light for all nations, and it will bring honor to Your people Israel."

How did Simeon feel? He felt very happy! Do you know why? (Because he saw with his own eyes how God was going to save His people.)

Anna Sees Baby Jesus

There was also a prophetess named Anna. A prophetess is a woman who tells the people things that God wants to tell them. Anna was a very old prophetess. After she had been married to her husband for seven years, her husband died.

What do you think she did with her life after he died? She did not waste it, but instead used all her time to serve God! She never left the temple, worshiping God there day and night. Do you think she lived there? (Yes, she stayed at the temple all day and all night!)

Day and night she would pray, sometimes fasting as well. Anna came up to Mary and Joseph the moment after Jesus' circumcision and gave thanks to God. She told those who were waiting for God to save Jerusalem about Jesus.

When Joseph and Mary had done everything the Law of Moses told them to do, they returned home. The Child grew and became strong. He was filled with wisdom and the grace of God was with Him.

Being filled with wisdom meant that He could understand what God wanted Him to do. He also knew the difference between right and wrong and how to handle situations. Having the grace of God meant that God was always with Him and blessed everything that Jesus did. What are the two things that Jesus was filled with? (Wisdom and the grace of God.)

Jesus and His Parents Go to Jerusalem for the Passover

Jesus' parents went to Jerusalem for Passover every year. And when Jesus was twelve years old, they all went there for the celebrations as usual. How old was Jesus? (He was only 12 and not much older than the students in our class.)

After Passover, His parents left, but they did not know that Jesus had stayed behind in Jerusalem. A long time ago, when people traveled, they had many wagons, animals, and loads of things to bring for such a big trip. They didn't have planes back then, so every trip was a big effort. Because there were so many people and things, Jesus' parents thought that He was traveling with some other people.

Jesus' parents went a whole day before they started looking for Him. How long did it take for Jesus' parents to realize that He wasn't with them? (Yes, a whole day!) How do you think Jesus' parents felt when they realized that their Son was missing? (They must have been very worried and must have looked everywhere for Him!) When they could not find Him with their relatives and friends, they went back and started looking for Him in Jerusalem.

Jesus in the Temple

On the third day, Mary and Joseph finally found Jesus in the temple, sitting with the teachers. He was listening to them and asking them questions. What were the two things that Jesus was doing in the temple? (He was LISTENING to the teachers and ASKING them questions.) Everybody who heard Him was surprised at how much He knew and at the questions He asked.

When His parents found Him, they did not know what to think. His mother said to Him, "Son, why have You done this to us? Your father and I have been very worried about You!" Jesus said, "Why did you have to look for Me? Didn't you know I had to be in My Father's house?" But they did not understand what He meant. They did not understand that He belonged in the temple, God's house, because He was the Son of God.

Jesus went back to Nazareth with His parents and obeyed them. Jesus is God, but He did not feel that He was the boss of His parents. He listened to His parents and followed them obediently when they told Him that it was time to go home. His mother kept on thinking about all that had happened.

What can we learn from Jesus' example? (We can learn that we should always listen to our parents when they tell us to do something; we should not talk back or make excuses.)

Jesus continued to grow in wisdom and stature. This means that He continued to learn the things of God, while growing taller and bigger as the years passed. God was pleased with Him and so were the people. Everything Jesus did made God, and the people, happy.

CHECK FOR UNDERSTANDING

- 1. At the temple, what was Simeon waiting for?** He was waiting for God to send a Savior for the Israelites.
- 2. At the temple, there was also a woman. What was her name and what did she do there?** Her name was Anna and she was a prophetess; she served God day and night with prayers.
- 3. Why did Jesus' parents travel to Jerusalem every year?** They went to celebrate the Passover.
- 4. What is Passover?** A special feast day celebrated by the Jews; on this day, they remember how God freed them from being slaves in Egypt.
- 5. On the way back home, what did Jesus' parents realize?** They realized that Jesus was missing.
- 6. Where did they find Jesus?** They found Jesus in the temple in Jerusalem on the third day.
- 7. What was Jesus doing there?** Jesus was listening to the teachers and asking them questions.
- 8. What did Jesus do when His parents told Him that it was time to go home?** He obediently listened to them and went home.

MEMORY VERSE PRACTICE

Please reinforce the memory verse every week.
You can practice the memory verse with your students anytime during class.

“That will I seek: That I may dwell in the house of the Lord all the days of my life.” (Psalm 27:4b)

SPIRITUAL TEACHING & LIFE APPLICATION

Spiritual Teaching (1)

In this lesson, we learned about what Simeon, Anna, Joseph, Mary, and Jesus did in the temple. Nowadays, we don't go to a temple anymore but we go to church. What can we learn from each one of these characters?

From Simeon, we can learn to have more faith in the promises of God. The pure in heart will see God. From Anna, we can learn that we need to do more to serve God. Even if we have nothing, we can serve God with our prayers and fasts. From Joseph and Mary, we learn that when there is a special event at church, we should try our very best to attend.

From Jesus, we learn that when we are at church, we need to listen carefully to what the pastors and teachers are telling us. We also need to ask questions so that we can understand the Bible better.

Life Application (1)

Many children come to church each week without knowing why they come. This is a good time to ask students, “So why do we come to church? What are we here to do?” Church is a place where the children of God gather together to learn about Him. It's also a place where we pray and sing hymns to praise God.

Ask the students, “Remember, Jesus was only twelve when He went to the temple. He was just a kid! What things was He doing in the temple when His parents found Him? Yes, He was asking questions and listening to the teachers. What can we learn from this?” Students should answer that they need to also listen to the teachers and ask questions in class when they don't understand things.

Spiritual Teaching (2)

When Jesus' parents found Him at the temple after three days, they were very worried and asked Him why He stayed behind. Jesus answered them, “Didn't You know that I would be at My Father's house?” When they didn't understand, He did not get into an argument with them about it. Jesus is God, but He did not feel that He was the boss of His parents.

We see here that Jesus obediently followed His parents back home. He did not question them, but did exactly as He was told. This is an example to us that, as children, we need to obey when our parents tell us to do something.

Remember the fifth commandment: Honor your father and your mother. This is the first commandment with a blessing.

Life Application (2)

What can we learn from Jesus' example? [Let students think for a moment.] We can learn that we should always listen to our parents when they tell us to do something.

Ask students if there were times when their parents asked them to do something they did not want to do. How did they react? Some students may say that they got mad or made excuses.

But what can we learn from Jesus' reaction? We should not talk back or make excuses. Why not? It is a commandment of God to honor our mother and father.

Spiritual Teaching (3) To grow in wisdom

There is a big difference when we think of a person who is smart and a person who is wise. Who is wise in your family? When someone is wise, they speak from a lifetime of experience; they speak the truth from the word of God; they speak from love.

All wisdom comes from the Lord. When Jesus was in the world, He had to grow in wisdom gradually. That's why the Bible states, “And Jesus increased in wisdom and stature, and in favor with God and men” (Lk 2:52). Even at the young age of twelve, Jesus had already gained an astonishing amount of wisdom. Jesus shows us how we can follow in His

footsteps; He wants us to grow in wisdom.

It says that Jesus was there in the midst of the teachers, “both listening to them and asking them questions.” We can only grow in wisdom if we acknowledge that we do not know everything and that we have something to learn from others. This was the God of the universe in human form, and He needed to ask questions and listen! That’s what we need to do in order to grow wisely.

Life Application (3)

1. Draw close to Jesus by going to church and listening to God’s word. 1 Corinthians 1:30 says that “Christ Jesus [...] became for us wisdom from God.” The more I know Jesus, the more I know wisdom (Prov 1:7).
2. Listen to your parents who have wisdom and life experience (Prov 1:8-9; 4:1).
3. Have a humble attitude when seeking for wisdom (Prov 3:7).
4. When you apply wisdom, you become wiser (Prov 4:26).

ACTIVITIES

1

The Boy Jesus at the Temple

Objective: To remember how Jesus obeyed His parents.

Materials

- Crayons or markers
- Scissors
- Glue
- Copies of activity template

Instructions

1. Give each student a copy of the activity template.
2. Color the patterns of Jesus and the temple priests with crayons or markers. Cut out all the patterns.
3. Glue the handprint to the center of the temple pattern.
4. Glue one temple priest to each fingertip.
5. Glue Jesus to the middle of the hand.
6. Write this week’s memory verse on top of the temple and display for all to see.

2

Things that Make God Smile

Objective: To reinforce the importance of coming to church to worship God.


Preparations: Arrange chairs in a large circle, one for each student except for “It.”

Instructions

1. Choose one student to be “It.” Seat everyone else in the circle. “It” walks around inside the circle, takes a person by the hand, and says, “Come to church.” The two walk around inside the circle.
2. The second child then chooses another, taking him by the hand, and the three of them walk around inside the circle. The third child chooses a fourth, and so on.
3. Whenever he chooses, “It” may call out, “We’re at church!” At this point, all standing players rush to find a seat. The player left standing is the next “It.”
4. Continue playing until all students have had a chance to “come to church,” or walk around inside the circle.
5. Replay this activity and this time, say, “Come to church and worship God!”

HOMWORK ANSWER KEY

- | | |
|----------------------|---|
| 1. Passover | 7. True |
| 2. Simeon | 8. True |
| 3. Anna | 9. To listen to God's word; to worship and pray to Him; to pray for others; to praise Him; etc. |
| 4. third | 10. Go to church and listen to God's word; listen to your parents; and have a humble attitude. |
| 5. False; He was 12. | |
| 6. True | |



E1 Year 1 Book 4 Lesson 9—The Boy Jesus in the Temple

Homework Assignment

Name: _____ Parent signature: _____ Date: _____

Bible Truth: The church is the body of Christ.

Lesson Objectives:

1. To acknowledge that we need to go to church often.
2. To understand that the purpose of going to church is to learn the word of God, pray, and have fellowship with other believers.
3. To grow in wisdom like Jesus.

Bible Reading: Please put a checkmark in the space when you complete the reading each day.**Prayer:** Please put a checkmark in the space on the days you prayed to God.

	Sun	Mon	Tue	Wed	Thu	Fri	Sat
Bible Reading							
Prayer							

Memory Verse

Please write down this week's memory verse.

(Psalm 27:4b)

What I Learned from the Bible This Week

1. _____
2. _____
3. _____

Homework Assignment

Understanding What You Have Learned

Fill In the Blank

Simeon third Anna Passover

1. Jesus' parents took a trip with Him to Jerusalem to celebrate the _____.
2. _____ was the name of the man waiting to see the Savior of Israel.
3. The prophetess named _____ served God day and night with prayers.
4. On the _____ day, Joseph and Mary finally found Jesus.

True or False

5. When Jesus was 20, His parents brought Him to the temple. _____
6. Jesus was found in the temple, listening to the teachers and asking them questions. _____
7. The Spirit of God told Simeon that he would not die until he saw Christ. _____
8. After Anna's husband died, she stayed in the church to serve God. _____

Life Application

9. Write three reasons why you go to church.

10. List three ways you can grow in wisdom just like Jesus.

1. _____
2. _____
3. _____

LESSON 10

JESUS IS BAPTIZED

BEFORE YOU TEACH

Baptism for the Remission of Sins

Jesus stressed the importance of baptism when He said: “Most assuredly, I say to you, unless one is born of water and the Spirit, he cannot enter the kingdom of God” (Jn 3:5). Baptism is an essential requirement to enter the kingdom of God. Therefore, it is vital that one be baptized in order to enter the kingdom of God.

Water baptism has the power to take away sin. When the Holy Spirit first descended on the church during the Pentecost, apostle Peter declared to the crowd: “Repent, and let every one of you be baptized in the name of Jesus Christ for the remission of sins” (Acts 2:38).

Jesus Christ died on the cross so that His blood could take away the sins of the world. Through His death, all men have been justified and no longer condemned by sin. Whoever believes, repents, and washes in His precious blood receives the forgiveness of sins.

Pharisees and Sadducees

The Pharisees were the leaders of modern Judaism. In addition to believing in the written laws given to Moses, they also believed in the oral laws, which were believed to be verbal traditions given to Moses concerning what was written in the Torah. This was later recorded about 300 years later as the Talmud.

The Pharisees believed in an afterlife and judgment. They believed in a Messiah who would usher in an era of world peace. They adhered to tenets after the destruction of the temple, such as individual prayer and assembly in synagogues. The Pharisees were composed of mostly lay people.

On the other hand, the Sadducees were drawn from the families of the chief priests. From their number, the high priest himself was chosen. The high priest was the chief local ruler, though still subject to the Roman governor.

Above all, the Sadducees were interested in keeping their own political and religious positions secure. They rejected the ideas of the oral laws, and literally interpreted the Torah. They did not believe in an afterlife, as it was not mentioned in the Torah. Much of the emphasis of their teaching was based on rituals associated with the temple.

The Pharisees sought to be justified for their actions but lacked initiative and decisiveness. On the other hand, the aristocratic and politically-minded Sadducees were not afraid of acting decisively to defend their position. They demanded to know Jesus’ authority for His actions, which led to several controversies.

BIBLE TEXT

Matthew 3:1-17; Luke 3:1-18, 21-22;
John 1:19-34

BIBLE TRUTH

Jesus set an example for us to be baptized—we need to imitate Jesus’ baptism that is set in the Bible.

LESSON OBJECTIVES

1. To remind students about the importance of baptism, and to live a life of repentance.
2. To understand that we must be baptized in order to wash our sins away and go to heaven.

MEMORY VERSE

“Repent, and let every one of you be baptized.”

(Acts 2:38b)

PRAYER

In the name of the Lord Jesus Christ, we pray. We praise You, O Lord, for all Your wonderful grace and mercy. You came down to earth to die for us so that we could be washed in Your precious blood. By washing in Your precious blood, all our sins can be forgiven. Please let us never forget Your love, O Lord, and help us live lives that are worthy of You. Hallelujah! Amen.

UNDERSTANDING YOUR STUDENTS

In previous lesson, your students have learned about who Jesus is and what He has done for us so that we can be saved. One of the most important truths your students should understand is how we can be saved by Jesus today.

In this week's lesson, make clear to your students the important role water baptism plays in salvation. Jesus Himself stated the importance of being born again through water and the Spirit in order to enter the heavenly kingdom.

For your more precocious students, you may want to explain in greater detail why we must be baptized and how baptism works. You may want to reiterate that all of us are sinners before God. All of us have done wrong, and all of us deserve the punishment due us.

However, God came down in the flesh to die for us on the cross and shed His precious blood. If we are washed in the blood of Jesus today, all of our sins will be washed away. We no longer have to suffer the punishment for our sins because Jesus has already suffered for us on the cross.

Reinforce to the students that in order for us to go to heaven, we must be washed in the blood of Jesus. Explain to your students that we can be washed in Jesus' blood during water baptism.

If your students have already been baptized, it is important for them to begin to understand what Jesus has done for them. Let them realize what a wonderful day their day of baptism was, because on that day, Jesus washed away all their sin. If you have students who have not been baptized, this is a good opportunity to explain to them the importance of baptism and being included in the family of God.

Help your students understand the importance of repentance if they do sin. Teach them that the blood of Jesus continues to wash their sins away if they repent and resolve not to continue in their wrongdoing. Emphasize to your students the preciousness and the great price of Christ's sacrifice—something they ought never to take for granted by deliberately and willfully sinning.

VOCABULARY

water baptism: an act in which one is immersed in living water for the purpose of washing away sins

locust: an insect that resembles a grasshopper

Pharisees/Sadducees: Jewish religious leaders who regulated Jewish laws

punishment: retribution for committing mistakes or wrongdoings

humble: not proud; lowly

REVIEW

Last week, we learned about how Jesus was as a young boy. In the story, He was just a little bit older than some of you. When Jesus was twelve, where did His parents take Him? (They took Him to Jerusalem for the Passover.) They went to Jerusalem for the Passover, just as God had instructed them in the laws of Moses.

After it was over, Jesus' parents left to go home with a big group of their relatives and friends. It was going to be a long journey back. They walked and walked for a whole day, but something was not quite right. Where was Jesus? Joseph and Mary looked high and low and asked everyone if they had seen the Boy.

Can anyone tell me where Jesus was? (He was still in the temple.) What was Jesus doing there? Yes, Jesus was in the house of God listening to the teachers and asking them questions.

When His parents found Jesus at the temple on the third day, He listened to His parents and followed them home, even though He would rather have stayed at the temple. Jesus was an obedient Child. Even though He was only twelve years old, He knew how important it was to follow God's commandments. Jesus is a great example for us to learn from, and He has shown us how we can be good children, too.

HOMEWORK ANSWER KEY

- | | |
|--|--|
| 1. Jordan River | 7. In the form of a dove |
| 2. repent | 8. Washes away our sins so we can go to heaven |
| 3. powerful, sandals | 9. To be sorry for the wrong we've done and to do our best not to do the wrong again |
| 4. Holy Spirit, fire | 10. Answers may vary. |
| 5. False; He received baptism to set an example. | |
| 6. True | |

BIBLE STORY

Introduction

Today, we will study another important thing that Jesus did from which we can learn. Hands up if you have heard of the word “baptism” before. Who knows what “baptism” means? [Wait for students to respond.]

Baptism is something very, very important. Jesus set it as an example for us so that we could become God’s children and go to heaven. Baptism washes away our sins so God no longer looks at the wrongdoings that we have done. We have to be baptized in Jesus’ name so our sins may be washed away.

There is an important character in today’s story that we learned about a few weeks ago. His name starts with a “J.” He was the son of a priest called Zechariah. Can anyone guess who he is? [Wait for responses.] In Lesson 7, we learned about the birth of John the Baptist. John the Baptist was an important worker of God because he helped people get ready for Jesus’ coming.

John the Baptist Tells About the Coming of Heaven

[Be ready to act out the story using the diorama.] John the Baptist was called “the Baptist” because he baptized people to prepare them to meet Jesus. He did not live a comfortable life like you and me, with a nice house to go home to, a soft bed to sleep on, or a constant supply of yummy food and treats.

John the Baptist spent his whole life serving God. John the Baptist didn’t live in a nice house, where you can turn on the fan or the air conditioner when it gets too hot. He lived in the desert. Boys and girls, can you tell me what it’s like to live in the desert? [Have students respond.] That’s right—hot and sandy, with the sun beating down on you. And when the wind blows, sand gets blown on your face so you can’t see or breathe properly.

The Bible also tells us about what John the Baptist wore. He didn’t have nice coats to wear or comfy pajamas to slip into before bed. His clothes were made of camel hair. What do you think camel hair would feel like on your skin? Have you ever touched a potato sack? John’s camel hair clothes would have felt a little like that—rough and scratchy. John the Baptist also wore a leather belt tied around his waist.

Guess what he ate? He ate locusts and wild honey. Locusts and wild honey every day—definitely nothing like Mom’s delicious home-cooked meals!

When the time came, God moved John the Baptist to begin his important work—going all around the country to give the people an important message from God. Just what was his message? He told the people: “Be sorry for the wrong things you have done, because the kingdom of heaven is very near.”

People came from near and far, high and low, to hear John the Baptist speak. When they heard his message, many people felt sorry for all their wrongdoings. They

admitted their sins, and John the Baptist baptized them in the Jordan River.

John the Baptist Rebukes the Pharisees and Teachers of the Law

Even the teachers of the law came to John the Baptist. When he saw many of the Pharisees and Sadducees coming to where he was baptizing, he said to them, “You snakes! Who told you to run from the punishment God is about to bring on you? You must change your lives if you are really sorry for your sins.”

John the Baptist said this because many of the Pharisees and Sadducees taught things God did not command—additional teachings they could not even follow themselves. He continued, saying to the Pharisees and Sadducees, “And don’t think you can say to yourselves, ‘Abraham is our father,’ because God can turn these stones into Abraham’s children. The ax is ready to cut down any tree that doesn’t bear good fruit! Every tree that does not bear good fruit will be cut down and thrown into the fire!”

The Pharisees and Sadducees thought they were safe because God had blessed Abraham and all his children. They did not realize that God is a fair God who will reward those who do good and punish those who do wrong. They thought God would bless them anyway because they came from Abraham. So John the Baptist sternly warned them to repent for their sins and to change their lives.

John the Baptist Tells About the Savior

John the Baptist spoke many things about God’s message, which made the people wonder if he was the Christ who was to save them. But John the Baptist answered them all, “I baptize you with water when you are sorry for your sins. But someone who is more powerful than me is coming. I don’t even deserve to untie the strings on His sandals. He will come after me and baptize you with the Holy Spirit and with fire.”

Does anyone know about whom John the Baptist might be talking? If you know the answer, keep it to yourselves for now. We’re going to see who it is very soon.

John the Baptist preached the good news, which was God’s message, to all the people and encouraged them in many other ways.

Jesus Is Baptized

One day, when John the Baptist was baptizing all the people, do you know who also came to him? It was Jesus! Jesus came to receive baptism, too. But John the Baptist tried to stop Him and said, “I need to be baptized by You, not the other way around!” Why do you think John the Baptist said this? Had Jesus done anything wrong? No, John the Baptist didn’t feel worthy to untie the strings on

Jesus' sandals, let alone to baptize Him.

Even though Jesus was God, He knew it was right for Him to be baptized. Jesus didn't require baptism because He had committed a sin. No, Jesus had not sinned before. Rather, He did the right thing in being baptized in order to set the example for us. So Jesus answered John the Baptist, "Baptize Me, because we will be doing what God wants us to do." So John the Baptist agreed.

Right after baptism and as Jesus was coming up from the water, the heaven opened and the Holy Spirit came down on Jesus like a dove. A voice coming from heaven declared: "You are My Son, the One whom I love; I am very pleased with You."

Jesus obeyed what His Father had wanted Him to do. Even though He had no sins to be sorry about, He was humble and allowed John the Baptist to baptize Him. Just like Jesus, God wants us to be humble and obey Him when He tells us to do things. If we humbly obey God, we will please Him.

Jesus Is the Son of God

The next day, John the Baptist saw Jesus coming toward him and said, "Look, this is the Lamb of God, who takes away the sin of the world! This is the One I talked about when I said, 'The One who will come after me is greater because He was before me.'" John the Baptist said this because, even though Jesus started His work after John the Baptist had done his, Jesus was in the world before John was because Jesus was God Himself.

John the Baptist continued speaking: "I saw the Spirit of God come down from heaven as a dove and stay on Him. I would not have known who the Son of God was, except that God the One who sent me to baptize with water told me, 'When you see the Holy Spirit come down and stay on this Man, this is the One who will baptize with the Holy Spirit.' Surely I have seen this and I know that Jesus is the Son of God." After these things, the Holy Spirit led Jesus into the desert. What happened to Jesus in the desert? You'll find out in the next class.

CHECK FOR UNDERSTANDING

1. **Where did John the Baptist live?** He lived in the desert.
2. **What did John the Baptist wear and eat?** He wore clothes of camel hair and a leather belt. He ate locusts and wild honey.
3. **What did John the Baptist preach to the people?** He warned them to repent for their wrongdoings because the kingdom of heaven was coming.
4. **What did John the Baptist tell the Pharisees and Sadducees to do?** He told them to be truly sorry and change their lives.
5. **Where did John the Baptist baptize people?** He baptized them in the Jordan River.
6. **True or False: John the Baptist came to prepare the people for Jesus' coming.** True.
7. **What happened right after Jesus was baptized?** Heaven opened and the Holy Spirit descended on Jesus like a dove, and a voice from heaven said: "This is My Son, the One whom I love; I am very pleased with Him."
8. **John the Baptist knew that Jesus was _____ (the Son of God).**
9. **John the Baptist baptized with water, but Jesus was going to baptize with the _____ (Holy Spirit).**
10. **True or False: It's okay to do wrong on purpose after we're baptized because God will still forgive us.** False.

MEMORY VERSE PRACTICE

Please reinforce the memory verse every week.
You can practice the memory verse with your students anytime during class.

"Repent, and let every one of you be baptized." (Acts 2:38b)

SPIRITUAL TEACHING & LIFE APPLICATION

Spiritual Teaching

Water Baptism performed according to the Bible carries the tremendous power to remove all sins, for the precious blood of our Lord Jesus is present in the water and the Holy Spirit is witness. "This is He who came by water and blood—Jesus Christ; not only by water, but by water and blood. And it is the Spirit who bears witness, because the Spirit is truth. For there are three that bear witness in heaven: the Father, the Word, and the Holy Spirit; and these three are one. And there are three that bear witness on earth: the Spirit, the water, and the blood; and these three agree as one" (1 Jn 5:6-8). With the presence of the Holy Spirit, the precious blood of the Lord Jesus is in the water during baptism.

Why should I be baptized?

1. To be cleansed (Acts 2:38; 22:16)
2. To be saved (Mk 16:16; 1 Pet 3:21)
3. To enter God's kingdom (Jn 3:5)
4. To receive a new life (Rom 6:4)
5. To put on Christ (Gal 3:27)

Life Application

The Lord Jesus Christ paid a great price for the purchase of those He loves. We should never take this great sacrifice for granted by willfully and deliberately sinning (Heb 10:26).

Repentance is not only about saying sorry for our wrongdoings, but also about making changes in our lives so we do not repeat them again.

Apart from humbling ourselves before God and acknowledging our sin, repentance entails bearing fruits of repentance. Teach your students that true repentance means resolving not to do the wrong again. Just as the Pharisees and Sadducees couldn't simply lay claim to salvation by saying that Abraham was their father, we cannot lay claim to salvation by washing in Christ's blood alone without practicing works befitting repentance (Mt 3:7-9; Lk 3:7-8). Just as Jesus humbly received baptism from John the Baptist, our lives ought to reflect humility and obedience to God.

Testimony: "I Witnessed the Lord's Blood"

I've been a long-time follower of Confucius and Buddha since my childhood. I once considered every god of every religion to be a kind of "genie in a lamp" who answers people's wishes and addresses their physical needs. But after suffering many trials in my life, and as I grew old, my perspective on life took a different turn—to the pursuit of truth. I began to ponder the end of life. Where did life come from? Where do you go after death? What is the purpose of life?

Searching for a Church

In 1989, I began to study the truth in the True Jesus Church. I had visited churches of almost every Christian denomination near my home. I even had remained at one church for a few years, but because I had witnessed how the members there fought with one another over power struggles, I had decided to leave and look elsewhere for a better church.

I had long heard of the True Jesus Church and also from other pastors who claimed that when the True Jesus Church conducted baptism, the baptist would release red ink into the water to turn it red. Upon reflection, it seemed less and less believable. How could a little red ink possibly turn all the flowing water of the baptism site crimson red?

The Truth Revealed

April 9th, 1989 was a day in my life that I'll never forget. That afternoon, the True Jesus Church in Ma-Dou prepared to baptize 14 truth seekers at the conclusion of an evangelistic event. The baptism would be held in the ocean, at a beach nearby. Because I had heard about the trick of using red ink, I tagged along out of curiosity to watch the baptism. When everyone had finished singing hymns, I left the group and went further up shore. I found a nice open spot where I could closely observe their every move.

After those who were to receive baptism changed into white robes, they began to walk into the sea one by one. The baptist, Pastor Chen, was holding a brand new white towel without any sign of red ink in his hands. As the first sister began to be baptized, the seawater around her suddenly changed into a deep shade of red. Were my eyes playing tricks on me? The rest of the ocean appeared a deep turquoise blue against the vast blue sky. How strange—how was it that only the waters surrounding the baptized remained crimson red?

I rubbed my eyes and watched intently as the second, third, and succeeding persons were baptized. Remarkably, this vision continued just the same. Even funnier still, when an infant was immersed in the sea, the color turned into a lighter shade of red. It then immediately changed back to deep red when it was the adults' turn. After the fourteenth person was baptized, the crimson color disappeared and the water was restored to its former turquoise blue.

At that moment, it dawned on me that the Lord Jesus had opened my eyes and allowed me to witness how His precious

blood cleanses away all our sins in order for us to inherit God's kingdom. Then I lifted up my head and cried out to God, "Oh, Lord, forgive me! I now know You love the people of the world deeply. For our sake, You were crucified and bled to wash the world's sins away. Those who believe and are baptized will be saved." On the way home, I couldn't help shedding many tears of thanksgiving. On the thirtieth day of the same month, I received the baptism of regeneration in Tainan, Taiwan.

Since then I've come to realize that the key to the grace of the Lord is whether one believes. It is my sincere hope that through this personal experience of mine, everyone will come to know that the True Jesus Church indeed has God's abidance. May all the glory be given to the Lord Jesus Christ in heaven. Amen.

ACTIVITIES

1

Diorama of Jesus' Baptism

Objective: To allow students to reflect on Jesus' baptism.

Materials

Multiply quantities by the number of students in your class, plus one for the story.

- Cutouts from this lesson printed on cardboard for the diorama
- Popsicle sticks x 4 (can be painted sky blue to match background)
- Razor (for teacher use only)
- Tape
- Paint (optional)
- Wood glue
- Scissors
- Colored pencils or crayons
- Empty tissue boxes

[Note: Teacher can make a diorama prior to the lesson to use when telling the story.]

Instructions

1. Color the cutouts then cut out.
2. Popsicle sticks can be painted to match the background of the diorama to hide them better.
3. Tape one end of the popsicle stick on the backside of each of the following cutouts:
 - John the Baptist
 - Jesus
 - Multitude
 - Dove
4. Make cuts in the tissue box as shown in the diagram.
5. Glue the foreground and background cutouts onto the tissue box.

2

Water Baptism

Objective: To reinforce that baptism washes away our sins so God no longer remembers them.

Materials

- Scissors
- Small dish of lemon juice
- Toothpicks
- Small dish of water
- Toaster
- Activity template

Instructions

1. Relate something similar to the following to your students before you begin: "Boys and girls, do you know what sin is? That's right, sin is when you do something wrong. Sin is something God sees that you, your neighbor, or I sometimes might or might not see, just like what I'm about to show you. What are some examples of sin?" [Get answers from students. On the sinner figure, write down these examples with a toothpick dipped in lemon juice. On the baptized figure, write the same examples with a toothpick dipped in water.]

"Can you see what's written? Just like what I wrote, sin is something we do not always see. But watch what happens now..."

2. Rest both figures over a heated toaster. Within a few minutes, the words on the sinner figure should turn brown. Continue speaking with the students: "Even though we can't always see sin, God sees it, just like what we see here. But when you're baptized, the blood of Jesus washes away our sins, so God no longer remembers our sin and we can enter heaven."

3

A Dove Comes Down

Objective: To illustrate how a dove descended upon Jesus at His baptism.

Materials

- Dove pattern
- Tin can
- Cloth tape or masking tape
- Yarn
- Blue tempera paint
- Glue (waterproof)
- Can opener
- Scissors
- Shallow pan or dish
- White cardboard paper, two sheets per student

Preparations

1. Use the can opener to cut off both ends of the tin cans, and then tape the edges with cloth tape or masking tape for safety.
2. Cut out the dove pattern.

Instructions

1. Glue the yarn around the can, crossing over occasionally for a variation in pattern.
2. Put the tempera paint in a shallow pan or dish.
3. Dip the can in paint to saturate the yarn, and roll the can over one sheet of the white paper. When you come to the bottom of the paper, go back to the top and start over until the sheet is covered.
4. Give each student a copy of the dove pattern to cut out.
5. Glue the dove on the painted sheet.

Optional

- Write at the top of the picture, "This is My beloved Son, in whom I am well pleased."
- Trace the dove shape on the sheet to be painted and color with white crayon. The crayon will resist the tempera paint.

4

My Baptism Day

Objective: To allow students to share about their day of baptism.

Materials:



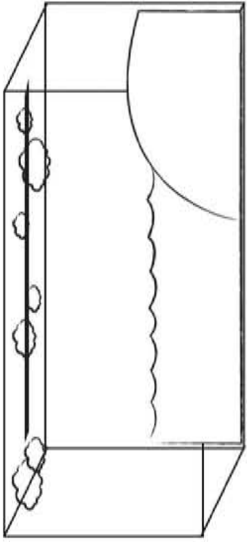
- (Optional) Video recordings of your students' baptisms, paused at the point just prior to the recorded baptism.

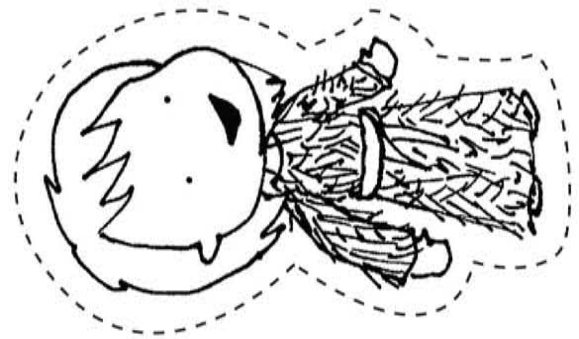
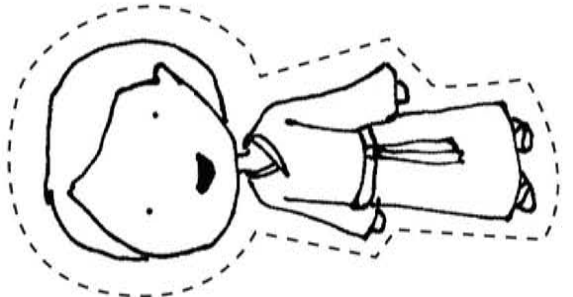

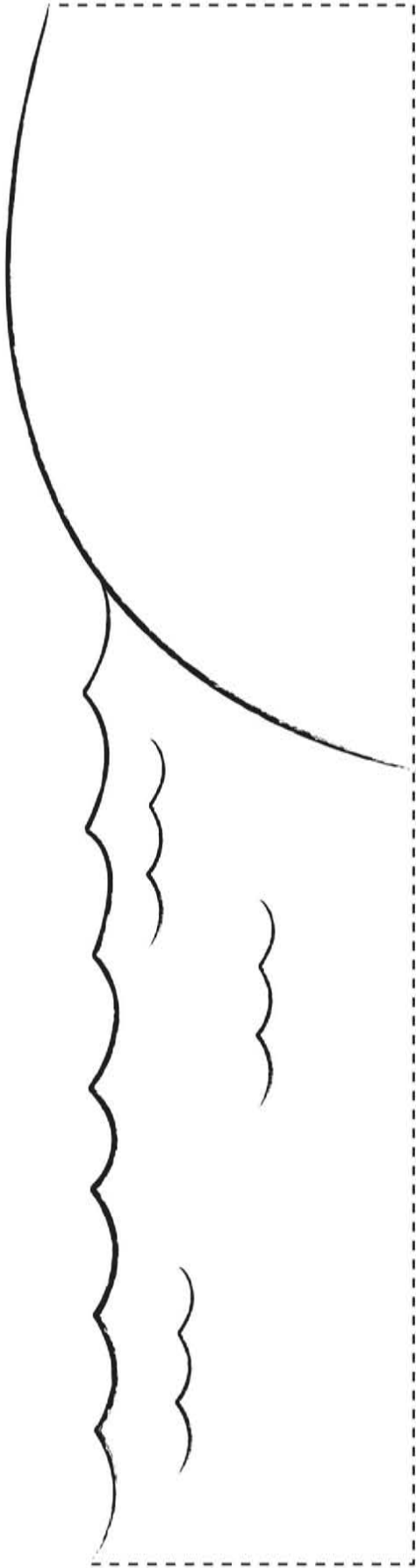
Instructions

Hold a short sharing session, allowing the students to share their day of baptism. If a student was an infant when he was baptized, encourage him to express his thanks. Ask him how he should live his life, knowing that Jesus took away all of his sin. If the student remembers his baptism day, allow him to share what happened during his baptism, how he felt, etc. You may begin or end with your own testimony of your baptism.

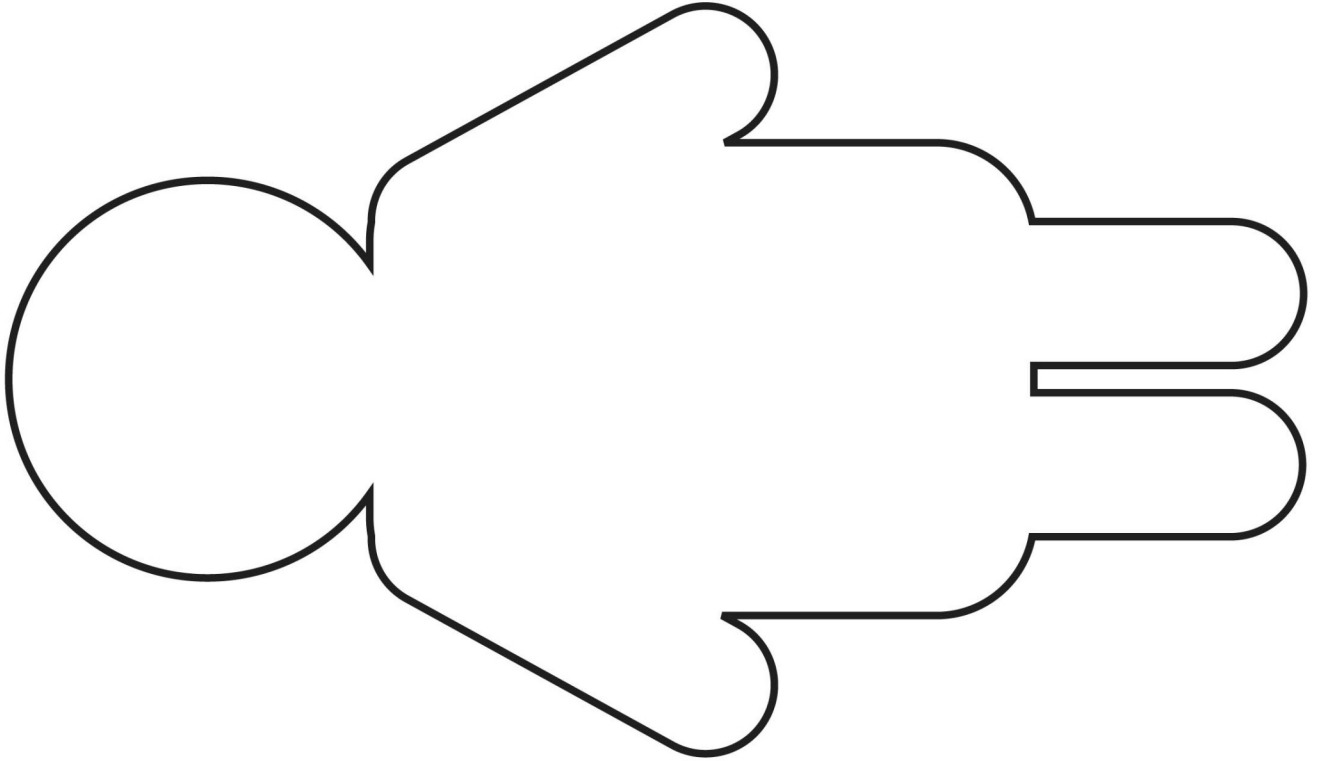
Optional

To add variation and a touch of nostalgia, you may want to ask parents for videotapes of their child's baptism if they have them. Of course, the tapes should be set to the exact spot of baptism coverage so the lesson will flow smoothly.

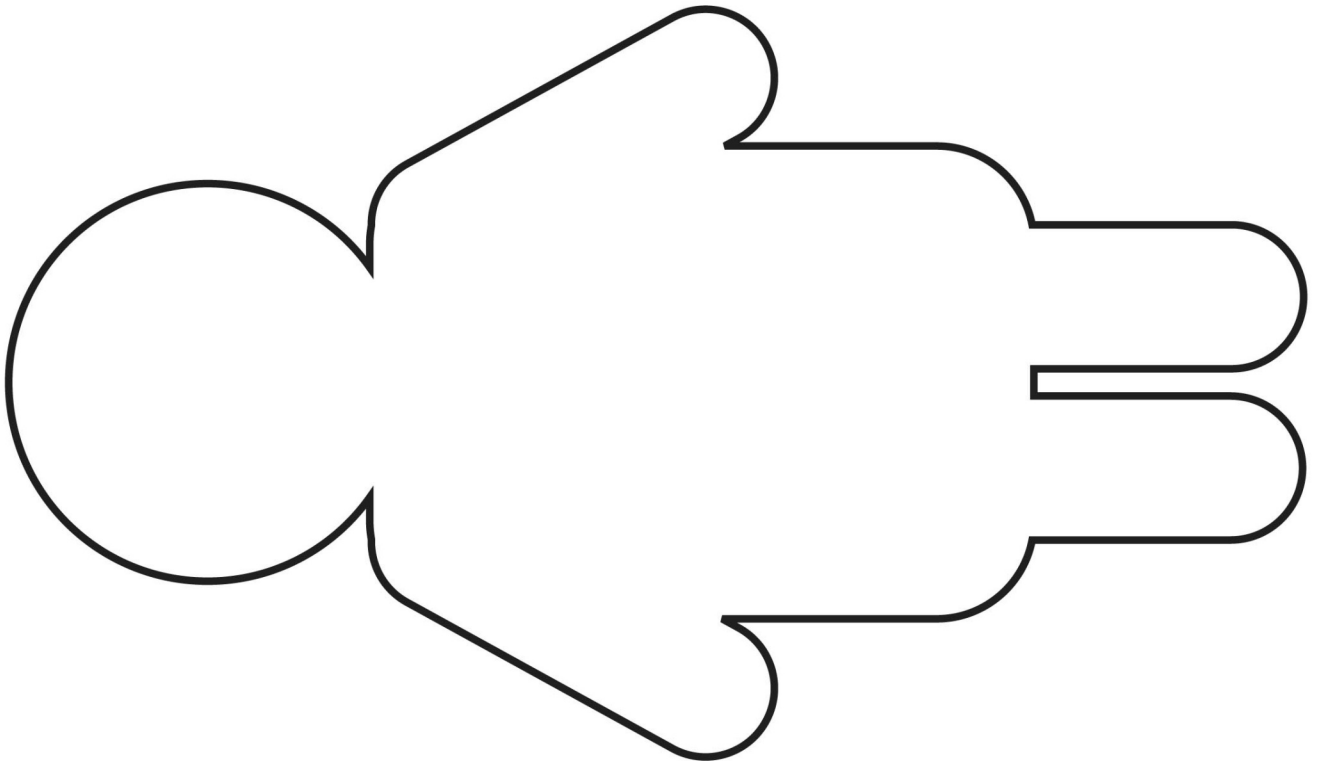


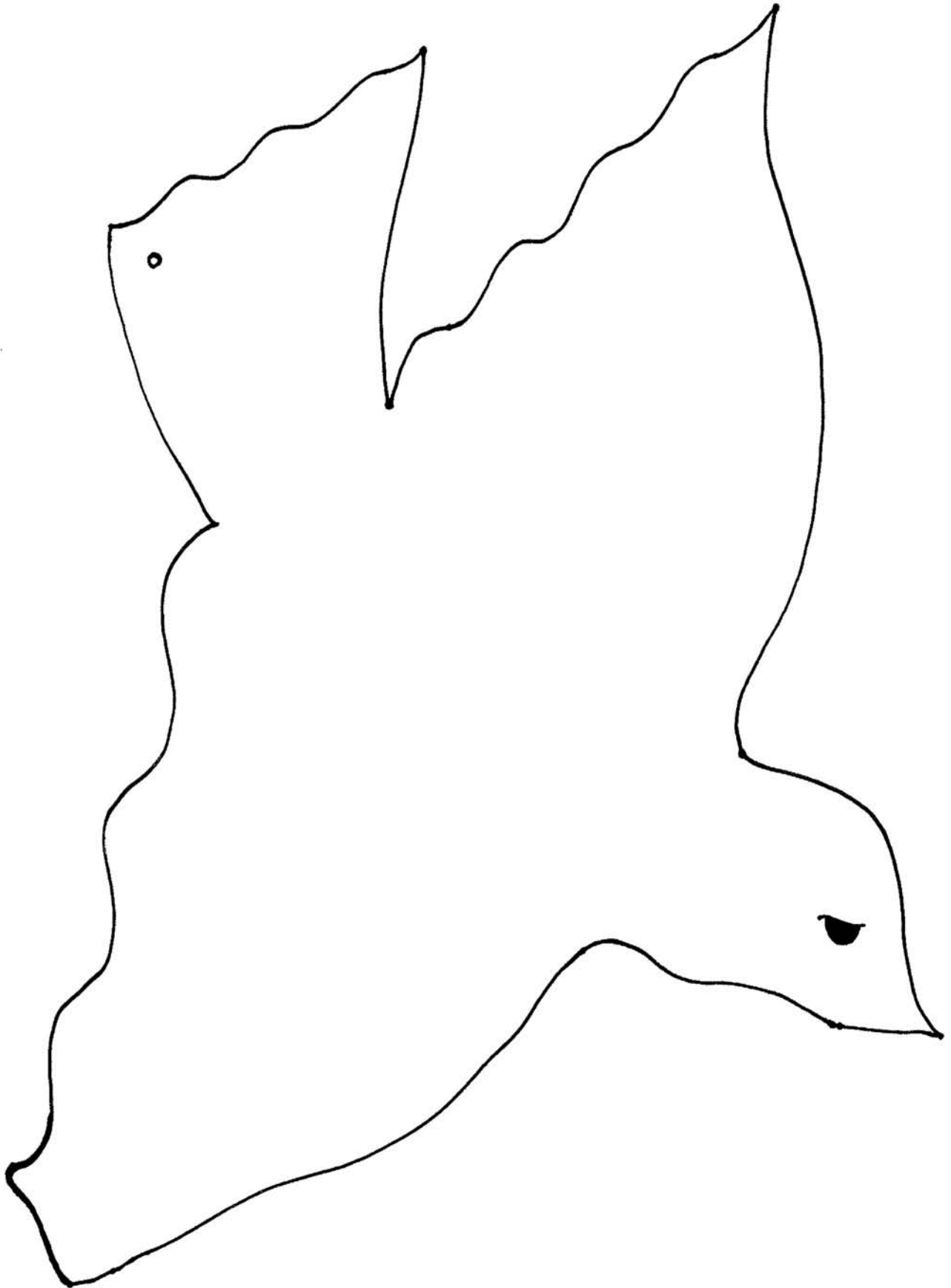


Baptised



Sinner





E1 Year 1 Book 4 Lesson 10—Jesus Is Baptized

Homework Assignment

Name: _____ Parent signature: _____ Date: _____

Bible Truth: Jesus set an example for us to be baptized—we need to imitate Jesus’ baptism that is set in the Bible.

Lesson Objectives: 1. To remind students about the importance of baptism, and to live a life of repentance.
 2. To understand that we must be baptized in order to wash our sins away and go to heaven.

Bible Reading: Please put a checkmark in the space when you complete the reading each day.

Prayer: Please put a checkmark in the space on the days you prayed to God.

	Sun	Mon	Tue	Wed	Thu	Fri	Sat
Bible Reading							
Prayer							

Memory Verse

Please write down this week's memory verse.

(Acts 2:38b)

What I Learned from the Bible This Week

1. _____
2. _____
3. _____

Homework Assignment

Understanding What You Have Learned

Fill In the Blank

fire	powerful	Holy Spirit	repent	Jordan River	sandals
------	----------	-------------	--------	--------------	---------

1. John the Baptist baptized Jesus in the _____.
2. The teachers of the law came to receive baptism from John the Baptist, but he warned them because they would not _____ of the wrong things they had done.
3. John the Baptist told the people about Jesus: "Someone more _____ than I is coming. I do not even deserve to untie the strings of His _____."
4. John the Baptist baptized with water but Jesus was going to baptize with the _____ and with _____.

True or False

5. Jesus needed to be baptized by John the Baptist because He had sinned. _____
6. John the Baptist eventually baptized Jesus even though he tried to stop Him at first. _____

Short Answer

7. In what form did the Holy Spirit come on Jesus when He was baptized?

8. What does baptism do?

9. What does it mean to repent?

Life Application

10. Write about a time when you did something wrong and repented. What did you do? How did you feel?

LESSON 11

JESUS IS TEMPTED BY SATAN

BEFORE YOU TEACH

Satan

Your students may wonder who Satan is and where he came from. It is believed that Satan was cast out of heaven onto the earth, because of his disobedience and pride (Isa 14:12-15; Ezek 28:16-18; Lk 10:18).

Satan formed his own kingdom of angels and demons (Mt 12:24, 26; 25:41). He has worked since the time of creation to corrupt men in order to bring accusations against them before God. He prowls around like a roaring lion seeking someone to devour (1 Pet 5:8), tempting us to sin and fall away from God's grace.

The world is under the control of Satan because of sin (Jn 8:34; 1 Jn 3:8). Because people cannot deliver themselves from Satan's reign by their own efforts (Mk 5:2-4; Rom 7:15-24), Jesus was sent to deliver mankind. Jesus came into the world "to destroy the works of the devil" (1 Jn 3:8). If we remain in God's grace, Satan's temptation cannot overcome the power of Jesus to keep us from sin.

Jesus demonstrated His superiority by resisting Satan's temptations and by casting out demons (Mk 3:22-27; Mt 4:1-11; Lk 4:1-13). By His death and resurrection, Jesus shattered the power of Satan over mankind (Col 2:14-15; Heb 2:14-15). Satan will one day receive his punishment and will be cast into the lake of fire (Rev 20:10), where he can work no more.

Satan was very cunning when he tempted Jesus. Each temptation that Satan presented to Jesus seemed to appeal to Jesus' mission on earth. Two of the temptations began with "If You are the Son of God," and the third temptation lured Jesus with the promise of absolute authority over all the earth.

In fact, these were the exact reasons why Jesus came to earth: to show Himself as the Son of God for salvation's sake so His elect would believe in Him, and to establish for Himself an everlasting kingdom.

This is Satan's guile. Satan even quoted the Scriptures to substantiate what he was saying. Jesus countered each of Satan's statements by quoting from Deuteronomy, the book that contains the summation of God's laws and covenant with Israel. Reinforce to your students that Satan will work deceitfully to trick them into temptation. Satan does not appear with two horns and a pitchfork to trick them to sin, like in cartoons! The devil works relentlessly.

Even after Jesus had overcome these three temptations, Luke records that the devil "left Him until an opportune time." Satan had not left Jesus alone for good. Teach your students the importance of using God's words to stay alert to Satan's devices, discerning right from wrong in obvious and subtle temptations, and holding fast to God's commands.

Help your students understand that even after they have overcome a particular temptation, the devil does not stop working and will continue to find opportunities to lure them to sin.

BIBLE TEXT

Matthew 4:1-11; Mark 1:12-13;
Luke 4:1-13

BIBLE TRUTH

Satan tempts us to sin against God.

LESSON OBJECTIVE

To rely on the power of God and His words through prayer and Bible reading to overcome temptation.

MEMORY VERSE

"Watch and pray, lest you enter into temptation."

(Matthew 26:41a)

PRAYER

In the name of the Lord Jesus Christ, we pray. We thank You, Lord, for bringing us here today to worship You. Lord, sometimes the world around us is so tempting and it can be hard to do the right thing. But Lord, we know that You are all-powerful. If we learn to rely on You, You can give us the strength to overcome our temptations and to do what is pleasing to You. You have given us the weapons to overcome Satan: prayers to give us spiritual power and Your words to help us make the right choices. We know that we can overcome temptations just as You did when You were tempted by Satan. Hallelujah! Amen.

UNDERSTANDING YOUR STUDENTS

In this week's lesson, your students will learn how Jesus resisted Satan's temptations. Since we are God's children, Satan works to tempt us because he hates God and anyone who belongs to Him.

Satan is constantly trying to cause us to sin. The Bible warns us, "Your adversary the devil walks around like a roaring lion, seeking whom he may devour" (1 Pet 5:8). Help your students understand that it is not a sin to be tempted, but it is to surrender and commit the sins that Satan wants us to commit. Fortunately, God has given us some very powerful weapons to fight temptation: His

words and His Spirit.

God's words tell us what is right and wrong. God can give us the strength to say "no" to temptation when we use His word. Jesus used the words of God twice to resist Satan's temptations. The Bible says that His words are the "sword of the Spirit."

The Holy Spirit can also help us to overcome temptation. We can ask the Holy Spirit to fill our hearts, and we can also constantly pray for spiritual power to resist temptation. When we continually rely on God's words and His power, the devil will flee from us (Jas 4:7).

VOCABULARY

tempt: to try to get someone to sin against God

Satan: the devil; a bad spirit and enemy of God who tries to make us sin

miracle: an event or action done by God that humans cannot do on their own

REVIEW

Last week, we learned about an important thing that can wash away our sins, make us children of God, and help us get to heaven. Does anyone remember what it is? (Water baptism.)

Even though Jesus had not done anything wrong, He set an example for us by receiving baptism Himself. A man who lived in the desert baptized Jesus. This man wore clothes made of camel hair and ate locusts and honey. Who was Jesus baptized by? (John the Baptist.)

After Jesus was baptized, what amazing things happened? (Heaven opened, the Holy Spirit came down on Him like a dove, and a voice from heaven said, "You are My Son, whom I love; I am greatly pleased by You.") Today, we also must be baptized so we can become children of God, and one day be with God in heaven. Why is baptism so important, children? (That's right, when we are baptized, our sins are forgiven and we become children of God!)

BIBLE STORY

Introduction

In this week's lesson, we will be learning about someone who doesn't want us to be with God and who is trying very hard to keep us from going to heaven. This someone is Satan.

Satan will do anything to stop us from obeying God. He tries to make us sin against God so we become separated from Him and unable to go to heaven. He even tried to stop Jesus from doing what God wanted.

Today, we will learn how Satan tried to stop Jesus from doing God's work. We will learn how Jesus was able to resist Satan's tricks. We will see how Jesus overcame Satan's temptations by relying on God's Holy Spirit and words—two powerful weapons we can use to overcome Satan when he tries to tempt us.

Satan Tempts Jesus

After John baptized Jesus in the Jordan River, the Holy

Spirit sent Jesus out into the desert. For forty days and forty nights, Jesus did not eat anything. Boys and girls, how would you feel if you did not eat anything for forty days and forty nights? [Wait for students to respond.] Very, very hungry, right? Show me what it's like when you're very, very hungry. [Get students to act out hunger.]

Jesus was not any different. Even though He was God Himself, Jesus was also a human being like us. After not eating for forty days and nights, He was also very, very hungry. It was after the forty days and nights that Satan came to tempt Jesus—when Jesus was weak and tired.

Satan Tempts Jesus to Turn Stone into Bread

Satan saw that Jesus was feeling weak and hungry. Here was his chance to make Him sin. The devil said to Jesus: "If you are the Son of God, tell this stone to become bread."

What might Jesus have thought? "Doesn't that sound

wonderful? I can already smell the bread and feel it melt in My mouth; I just need one mouthful. I am starving..."

Jesus quickly snapped out of it. [Quickly shake head as if shaking off a thought.] Jesus had the power to turn stone to bread but the power wasn't for Him to abuse. Jesus had an important job to do and that was to bring people to God again—not to feed His hungry stomach.

Jesus answered Satan, "It is written, 'Man does not live on bread alone, but on every word that comes from the mouth of God.'"

That was a close one, but Jesus remembered God's words in the Bible. Unfortunately, Satan wasn't going to give up that easily. He had a few more tricks up his sleeves.

Satan Tempts Jesus to Throw Himself Down from the Temple

Then, Satan took Jesus to Jerusalem and had Him stand on the highest point of the temple. Have any of you ever stood at the top of a really tall building? What does it feel like? Have you ever felt your legs become wobbly? It was a long, long way down for Jesus as well, standing all the way up there on the temple roof. Falling down could really hurt.

Satan said, "If You are the Son of God, throw Yourself down from here, for it is written: 'He will command His angels concerning You to guard You carefully; they will lift You up in their hands so that You will not strike Your foot against a stone.'"

Jesus could really show the world that He was the Son of God by jumping off the temple and landing safely. Everyone would see that He was special, and wasn't that what He came to do—to show everyone that He was the Son of God?

Satan was tempting Jesus with words from the Bible! But Jesus knew this was wrong. This wasn't how God would have wanted Jesus to make people believe in Him. He also knew it was wrong to test God by asking Him to perform a miracle to test if He really would save Him. Jesus remembered what was written in the Bible and answered Satan, "It is also written, 'Do not put the Lord your God to the test.'"

That was another close call. Boys and girls, Satan was not ready to give up just yet. He had one more trick that he thought might just be able to trip Jesus up.

Satan Tempts Jesus with All the Kingdoms of the World

Again, Satan took Jesus up to a very high mountain and showed Him all the kingdoms of the world. There were huge cities, magnificent palaces, beautiful gardens, as well as all the nations and their people, servants, and armies. The devil showed all the riches and glory of the world to Jesus.

Then Satan said to Jesus: "I will give You the power to rule over all of these kingdoms and their riches and glory. It has been given to me, and I can give it to anyone I want

to. I will give You all of this, if You bow down and worship me."

Boys and girls, do you know what's wrong with this request? Do you know what Satan was asking Jesus to do?

Jesus said to him, "Away from me Satan! For it is written: 'Worship the Lord your God, and serve Him only.'"

Jesus had a kingdom for Himself, but it was not to be made of all the riches and glory of this world. His kingdom is a heavenly kingdom and not something that we can see with our eyes. Jesus knew the kingdoms Satan was promising would not last forever. Satan wanted Jesus to worship him, but Jesus knew that He should only worship God.

Pray for the Holy Spirit and Study God's Word

In the same way, Jesus wants us all to be able to go to the heavenly kingdom when the time comes. But Satan will try to make us love things in this world more than we love God. He will find ways to make us attracted to and get lost in the world as long as we are in the world.

Satan knows what our heart wants and will tempt us to want it more than we want to obey and worship God. If we are kids, maybe Satan will tempt us with a favorite toy or computer game so that it is all we think about, even when we are at church. When we are older, he may tempt us with money and power, so that we would rather go to the office to work and make money than come to church for Sabbath.

But we cannot take any of these things with us when we die. That's why we must always love God most of all, so we can have a part in heaven. After Jesus used God's words to overcome Satan's final temptation, Satan gave up for the time being. But he hadn't quite given up for good. The Bible said that angels then came and took care of Jesus.

Just like with Jesus, even when we overcome Satan by resisting temptation, Satan never gives up. He will wait until he sees another chance when we might be feeling weak or tired to try to tempt us again.

But remember that all of us have two important weapons to fight off Satan's temptations: God's words, and strength and power from praying with the Holy Spirit. As long as we keep on relying on these two weapons every day, Satan will not be able to tempt us.

CHECK FOR UNDERSTANDING

1. **Where did Jesus go right after He was baptized?** He went into the desert.
2. **For _____ (forty) days and nights, Jesus did not _____ (eat or drink anything).**
3. **True or False: Jesus was God so He did not feel hungry after being without food.** False; even though Jesus was God, He was also a human being like us and could feel the same things we feel, such as hunger or thirst.
4. **What did Satan tempt Jesus to do with the stone?** Turn it into bread.
5. **When Satan brought Jesus to the highest point of the temple, what did he tempt Jesus to do?** Throw Himself down.
6. **What did Satan say would happen if Jesus threw Himself down?** God would command His angels to hold Jesus so that He would not strike His foot against a stone.
7. **Satan said that he would give Jesus all the kingdoms in the world if Jesus would do what?** Bow down and worship him.
8. **True or False: Satan does not know the words of God.** False; Satan used God's words to tempt Jesus. However, he did not use them in the right way. We need to know God's words well so that we can use them properly when deciding between right and wrong.
9. **How did Jesus overcome all of these temptations?** He used God's words and relied on God's power.
10. **_____ (Angels) came and took care of Jesus after Satan left.**

MEMORY VERSE PRACTICE

Please reinforce the memory verse every week.
You can practice the memory verse with your students anytime during class.

"Watch and pray, lest you enter into temptation." (Matthew 26:41a)

SPIRITUAL TEACHING & LIFE APPLICATION

1. **Jesus was led by the Spirit into the wilderness and fasted for forty days and nights before He began His ministry. Satan's temptations can be very subtle. Satan tried to tempt Jesus by giving Him what He wanted, but through incorrect means.**

Before doing God's work, teach your students the importance of preparing, praying, and obeying the Spirit, just as Jesus had done. Satan will thwart our attempts to further the kingdom of God. Our ultimate victory over Satan hinges on our reliance on God. Since Satan's temptations can be very subtle, we must diligently learn God's words and be watchful and prayerful so that we not easily be deceived (2 Cor 11:3; Mt 26:41; Mk 14:38).

2. **Even Satan can quote the Scripture, but he uses it wrongly and with ill-intent.**

We must pursue God's words so that we can discern right from wrong when we encounter situations (Eph 4:14; 2 Cor 4:2). We must understand the importance of receiving and being filled with the Spirit of truth so that we are guided into all truth (Jn 16:13).

3. **Satan works harder to make us fall when we seem strong. He does not simply let up but takes every opportunity to make us fall.**

"Therefore let him who thinks he stands take heed lest he fall" (1 Cor 10:12). Satan did not simply let up, even when he was up against:

- the Son of God
- the One who had spiritual power from having fasted for 40 days
- the One whose mission is to save mankind and ultimately destroy Satan

In fact, Satan became even more cunning by:

- quoting the Scriptures to substantiate his claims
- luring Jesus with the promise of giving Him what He wanted to entice Him to sin

4. When Satan tempted Jesus and offered Him the kingdoms of the world, Jesus was able to distinguish the temporary physical kingdom that Satan offered from an eternal spiritual kingdom.

When we set our hearts on material blessings, we will come away with nothing, like in the parable of the rich fool. We should pursue spiritual blessings and store away treasures, where thieves cannot steal and moths cannot eat. When we seek the kingdom of God first, God will look after all our needs.

Two important weapons can help us overcome temptation.

1. The word of God: Our main weapon against temptation is our knowledge of God's word!

Why was Jesus victorious in resisting Satan's temptations? Because He knew God's word! That's why Jesus did not say "I think"—He said, "It is written." And Jesus learned God's word in the same way we learn it—by reading it, memorizing it, meditating on it, etc.

Likewise, Paul says that our key weapon against Satan is "the sword of the Spirit, which is the word of God" (Eph 6:17). This is one of the many reasons why it is so important to get into the Bible daily! Also, it will build spiritual knowledge, which we can use to resist temptation (Ps 119:104, 165).

2. The power of prayer: James 5:16 states that the effective, fervent prayer of a righteous man "avails much" (NKJV); "has great power" (ESV); and "is powerful and effective" (NIV).

ACTIVITIES

1

TV Temptations

Objective: To make students think about the temptations they see on TV.

Beware of commercials on TV! They can tempt you to feel bad about things you don't have. Have you ever felt the way these children have?

Instructions

1. Hand out the worksheets to the students.
2. Give them time to think about the four scenarios.
3. Discuss how we can rely on God's words and His power to overcome these temptations.
4. Ask the students to come up with some other temptations that they have seen on TV and fill in the blank TVs.
5. Remind them to seek the kingdom of God first.

2

Match-up: "Satan said" ... "Jesus said"


Objective: To recall how Jesus resisted Satan's temptations.

Instructions

1. Hand out worksheet #1 for the students to color and cut out.
2. Hand out worksheet #2 and ask the students to glue the pictures from page 1 in the correct boxes.

HOMWORK ANSWER KEY


- | | |
|------------------------|---|
| 1. Holy Spirit, desert | 6. B |
| 2. three, sin | 7. True |
| 3. test | 8. True |
| 4. Angels | 9. Answers may vary. |
| 5. C | 10. The word of God; the power of the Holy Spirit |




"Every boy and girl wants to have the latest video game system."







"This expensive bike makes all the others look bad."

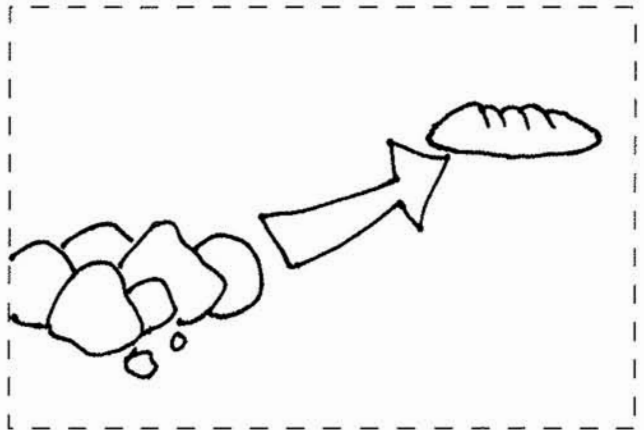

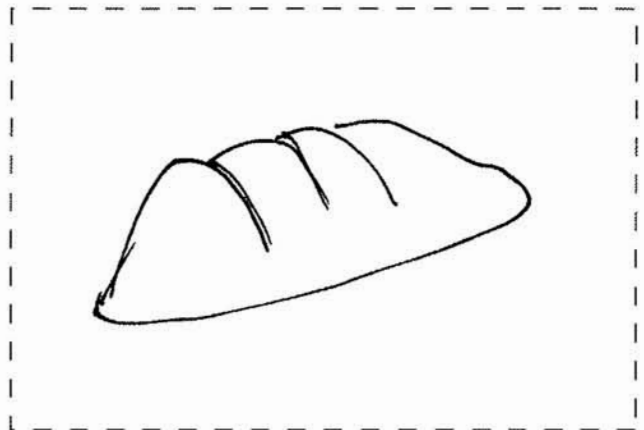

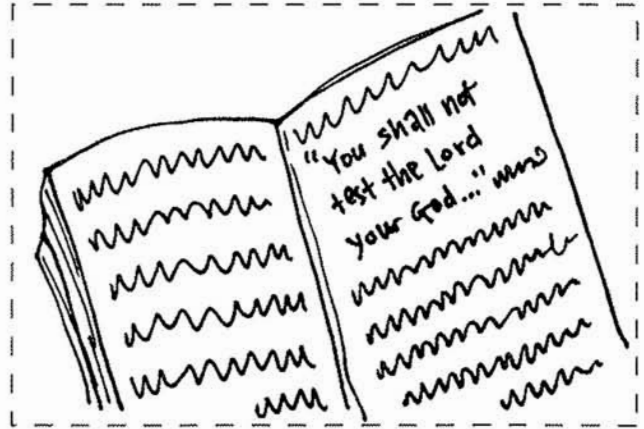



"Parents should buy the latest video games for their children."



"Some students at school have an iPod touch!"





Match-up: "Satan said" ... "Jesus said"

"If You are the Son of God, throw Yourself down from here."

"It is written, 'You shall worship the Lord your God and serve Him only.'"

"It is said, 'You shall not put the Lord your God to the test.'"

"It is written, 'Man shall not live on bread alone.'"

"I will give You all these kingdoms, if You bow down and worship me."

"If You are the Son of God, tell these stones to become bread."

E1 Year 1 Book 4 Lesson 11—Jesus Is Tempted by Satan

Homework Assignment

Name: _____ Parent signature: _____ Date: _____

Bible Truth: Satan tempts us to sin against God.

Lesson Objective: To rely on the power of God and His words through prayer and Bible reading to overcome temptation.

Bible Reading: Please put a checkmark in the space when you complete the reading each day.

Prayer: Please put a checkmark in the space on the days you prayed to God.

	Sun	Mon	Tue	Wed	Thu	Fri	Sat
Bible Reading							
Prayer							

Memory Verse

Please write down this week's memory verse.

(Matthew 26:41a)

What I Learned from the Bible This Week

1. _____
2. _____
3. _____

Homework Assignment

Understanding What You Have Learned

Fill In the Blank

test desert three Holy Spirit angels sin

1. After Jesus was baptized, the _____ led Jesus into the _____ to be tempted by the devil.
2. Satan tempted Jesus _____ times to get Jesus to _____.
3. Jesus would not jump when Satan tempted Him. He said, "Do not put the Lord your God to the _____."
4. _____ came and took care of Jesus after He had been tempted.

Multiple Choice

5. _____ : Jesus fasted for _____ days and nights.
 - a. 7
 - b. 20
 - c. 40
6. _____ : "If You are the Son of God, command these _____ to become bread."
 - a. Sticks
 - b. Stones
 - c. Snakes

True or False

7. Satan brought Jesus to a very high mountain and tempted Jesus to jump down because God would send angels to protect Him. _____
8. After the temptation, Satan left Jesus for awhile and waited for another chance to tempt Jesus again. _____

Life Application

9. Satan is trying to tempt us to do wrong. When has Satan tempted you? How did he tempt you, and what did you do?

10. What are two important weapons that can help us overcome temptation?

LESSON 12

JESUS CALLS HIS FOLLOWERS

BEFORE YOU TEACH

Jesus' Disciples

In Jesus' time, all Jewish boys spent a lot of time studying the Scriptures. Some who were more gifted went on to become scholars and, after years of study, these boys would often spend a lot of time with a particular teacher. They would become disciples of that teacher. The word disciple means "student" or "learner."

Jewish teachers would often call talented students to come and study with them. But Jesus was different. The disciples Jesus picked were very different from the types of disciples that other teachers usually picked. Jesus picked ordinary people who not very wealthy and not very educated.

The twelve disciples were ordinary men whom God used in extraordinary ways. Among the twelve were fishermen, a tax collector, and a revolutionary. The Gospels record the constant failings, struggles, and doubts of these twelve men who followed Jesus Christ. After the Holy Spirit descended, the disciples were transformed into powerful men of God who laid a strong foundation for the early church.

Sea of Galilee

The Sea of Galilee has been mentioned in the Bible under three other names: 1) The Sea of Chinnereth in the Old Testament (Num 34:11; Josh 13:27), a reference to its harp-like shape; 2) The Lake of Gennesaret in Luke (Lk 5:1), from the flat district lying on its west coast; and 3) The Sea of Tiberias in John (Jn 6:1; 21:1). The modern Arabs retain this name, calling it Bahr Tabariyeh.

This sea is 12.5 miles long, and from 4 to 7.5 miles broad. Its surface is 682 feet below the level of the Mediterranean. Its depth is from 80 to 160 feet. It is 27 miles east of the Mediterranean, and about 60 miles northeast of Jerusalem. The sea has an oval shape and abounds in fish.

This body of water is mainly associated with the Lord's public ministry, where Capernaum, "His own city" (Mt 9:1), stood on its shores. From among the fishermen who plied their calling on its waters He chose Peter, Peter's brother Andrew, and James and John, to be disciples, and sent them out to be "fishers of men" (Mt 4:18-22; Mk 1:16-20; Lk 5:1-11). The Sea of Galilee is indeed the cradle of the gospel.

Fishermen

Fish was an important source of protein in the Hebrew diet, which seldom included animal flesh. Fishing was an important industry, and some 330 fishing boats worked the Sea of Galilee in the first century. Seven of Christ's disciples were fisherman: Peter, Andrew, Philip, James, John, Thomas, and Nathanael (Jn 21:2).

BIBLE TEXT

Matthew 4:18-22; 9:9-13; 10:1-16;
Mark 1:16-20; 2:13-17; 3:13-18;
Luke 5:27-31; 6:12-16

BIBLE TRUTH

Jesus has called us to follow Him today.

LESSON OBJECTIVES

1. To understand that Jesus called twelve disciples to be His closest followers.
2. To identify ways we can follow Jesus today.

MEMORY VERSE

"Serve the Lord with all your heart."

(1 Samuel 12:20b)

PRAYER

In the name of the Lord Jesus Christ, we pray. We thank You, Heavenly Father, for Your wonderful love and grace. You love us so much that You chose us to follow You and do Your work. Please help us learn from the Bible what it means to be Your good followers. Hallelujah! Amen.

Most fishermen worked at night from small wooden boats. Fishing was arduous work. Rowing the sturdy wooden boats and hauling in the heavy nets demanded strength and stamina. After the fisherman had worked most of the night, they still had to mend the nets and dry, salt, or pickle the fish for transportation to distant markets. Nevertheless, fishing was profitable.

Peter was a successful fisherman who owned a large home in Capernaum where he took care of his own family and his wife's mother (Mk 1:30).

Tax Collectors

A tax collector was a person employed to collect taxes or tolls on behalf of the Roman government. The contractors

themselves were generally foreigners in the region who then hired native inhabitants as collectors. Tax collectors were scorned in Jesus' time because they served the interests of the Romans and frequently charged much more than what was due (Lk 3:12-13; 19:8). Considering the oppressive taxes levied in Judea and Galilee, it is no wonder tax collectors were despised.

Moreover, because tax collectors had repeated contact with Gentiles, they were regarded as ceremonially unclean and considered to be among the worst of sinners. Jesus, however, commended the tax collectors for their willingness to believe Him, unlike the self-righteous Pharisees. He even chose Matthew, a tax collector, to be one of His disciples.

UNDERSTANDING YOUR STUDENTS

In this week's lesson, your students will learn what it means to follow Jesus. If your students have played "Follow the Leader" before, they should already understand what it means to "follow." If not, this would be a great warm-up activity to do with your students before telling the story.

Explain the word "follow" to students. To follow means to do what the leader does and to be like him or her. Help your students understand that Jesus has called all of us to follow Him. He wants us to be like Him and do what He does.

Quickly play "Follow the Leader," with you (the teacher) as the leader. Have all the students line up behind you. You can pretend that you are Jesus Christ, and move around the room while making interesting movements and actions based on His life. Have the students mimic your actions.

Ask the students to pay attention to the different

actions you have them do. They can try to guess who you are pretending to be at the end of the game. Do this for two to three minutes at the most, and have the students settle in their seats to guess who you were pretending to be.

After the game, talk about what kind of person Jesus is through stories they know from the Bible. He is loving, kind, and compassionate, among other beautiful qualities. God wants all of us to be like Jesus. God also wants us to do what Jesus did when He was on this earth.

Besides doing good, another one of His greatest missions was to preach the good news. He wanted to tell everyone about God and how He was going to save them. Encourage your students to also tell their friends, teachers, neighbors, and family members about Jesus. As we become more like Him and do what He commands, God will be glorified and we will show that we are true followers of Christ.

VOCABULARY

- tax:** money that has to be paid to the government
tax collectors: people who represent the government to collect tax money from people
disciples: special helpers Jesus called to follow Him

REVIEW

Last week, we learned about how Jesus was tempted. He went into the desert and He didn't eat anything for forty days. How did Satan tempt Him when He was hungry? (He said that if Jesus was the Son of God, He could turn the stones into bread.) Did Jesus do so? (No.)

How did Satan tempt Jesus the second time? (He said that if Jesus was the Son of God, He could throw Himself from the top of the temple and God would send angels to rescue Him.) Did Jesus do so? (No.)

What was the last thing Satan did to tempt Jesus? (He said he would give Jesus all the kingdoms of the world if Jesus would bow down and worship him.) Did Jesus do so? (No.)

How did Jesus manage to overcome all of these temptations? (He used God's words and relied on God's power.) Today, we also can keep ourselves from committing sins by remembering God's words and praying often for God's power.

BIBLE STORY

Introduction

Before we begin this week's lesson, I have a quick question for all of you. Raise your hand if you have ever gone fishing with your family before. [Wait to see if anyone raises his/her hand.]

- (If yes.) What was it like fishing by the water? Was it easy or hard to catch the fish?
- (If no.) Can you share anything you know about fishing? [Encourage students to respond.]

Today, we will be learning about some fishermen who became good followers of Jesus, and how Jesus chose twelve people to be His special helpers.

Jesus Chooses Twelve Disciples

After Satan tempted Jesus three times in the desert, Jesus went back to His home in Galilee and the power of the Spirit was with Him. Jesus began to do many wonderful things. He healed the sick, gave troubled people peace in their hearts and minds, and taught God's words to people wherever He went. Every day, more people came to Jesus for help and healing. He knew that it was time for Him to choose twelve special helpers to help Him do God's work.

Jesus had important choices to make! He had to decide on whom to choose to be His special helpers. What do you do when you have important choices to make? Do you ask your friends, teachers, or parents for advice? [Get students thinking about the question.]

Guess what Jesus did? He went to a quiet mountain place all by Himself and spoke to His heavenly Father. He prayed to God for a very, very long time—until the sun went down and all through the long, dark night.

Jesus Calls Four Fishermen

When the morning came, Jesus was ready to choose His followers. He walked beside the Sea of Galilee and saw two brothers whose names were Peter and Andrew. They were fishermen, and they were throwing their fishing nets into the lake to catch some fish to sell for money.

Jesus walked up to them and simply said, "Come and follow Me, and I will show you how to be fishers of men." Peter and Andrew left their nets right away and followed Jesus! It was amazing for them to immediately answer Jesus' calling. They were the first two disciples of Jesus.

Do you know what the word "disciple" means? A disciple is a person who follows a teacher and does what he does. Picture yourself as a fisherman on the beautiful Sea of Galilee. As you are casting out your nets into the water, Jesus comes by and asks you to follow Him. Would you just drop everything and go with Him, like Peter and Andrew did? (Have students think about how difficult this decision was, and yet Peter and Andrew made it without any hesitation.)

As they went along, Jesus saw two other brothers whose names were James and John. They were the sons of a man named Zebedee. They were in a boat with their father, getting their fishing nets ready. Jesus called them, too, and they left their boat and father right away to follow Him.

Jesus Calls a Tax Collector

Some time later, Jesus went to a town. A large crowd gathered around Him and He began to teach them. As Jesus was walking along, He saw a man named Matthew who collected taxes. Matthew was sitting in his tax collector's booth.

Back then, they did not have computers or cash registers that added tax to a purchase. The tax collectors would go to everyone in town and demand taxes for things that they bought. Some tax collectors were sneaky and would ask for more than they should. And what do you think they did with the extra money they collected from people? [Wait for students to respond.] They kept it for themselves. Not an honest thing to do, is it?

People hated tax collectors and did not trust them. To the surprise of others, Jesus walked up to Matthew's table and said to him, "Follow Me." Matthew immediately got up and followed Him. He knew that Jesus was more important than money. He freely gave up these things and began to walk with Jesus.

That night, Matthew invited Jesus and His disciples to eat dinner at his house. Many other tax collectors and people who were seen as "bad" came and ate with Jesus. When the Pharisees and teachers of the law saw this, they asked Jesus' followers, "Why does your Teacher eat with tax collectors and 'bad' people?"

When Jesus heard this He said to them, "Healthy people do not need doctors, but sick people do. I have not come to call the 'good' people, but the people who have done wrong things." What did Jesus mean by this? [Encourage older students in the class to answer this question.]

Jesus wanted these leaders to know that He came to earth to help sinners who really needed His help. The tax collectors and "sinners" knew that they needed Jesus' help to be forgiven for their wrongdoings. And they were so thankful that Jesus loved them the same, even though they had made mistakes before. Jesus knew that Matthew needed forgiveness and chose him to be one of His twelve special helpers.

Jesus Chooses Seven More Disciples

After calling four fishermen (Peter, Andrew, James, and John) and a tax collector (Matthew) to be His followers, Jesus chose seven more people. They were Philip, Bartholomew, Thomas, Simon the Zealot, James the son of Alphaeus, Judas the son of James, and Judas Iscariot who

later betrayed Jesus (he sold Jesus for money).

Jesus Sends Out the Twelve

When Jesus had finished calling the twelve disciples, He gathered them and taught them many great things. Jesus taught that doing what He said was like building a house on a solid ground. Even when the most violent storm comes, the house will stand firm on the ground without being destroyed. But not obeying Jesus' teachings was like building a house on a sandy ground. It will fall easily when the storm arrives.

Some of Jesus' commands were not easy. For example: "If a man slaps your right cheek, offer your left also." He taught people, "Love your enemies. Be good to people even when they are bad to you." Jesus taught His disciples not to worry about their daily living needs, because God would feed and clothe people who trusted Him. Since God gives food to birds and beautiful colors to flowers, His people can trust Him for all their needs.

Jesus also gave power to the disciples so that they could drive out demons and cure the sick. Later, Jesus sent them out to preach about the kingdom of God. So, the disciples set out and went from village to village, preaching the good news and healing people everywhere.

We Are His Disciples, Too

Jesus loves us and wants us to follow Him, just like His disciples did. He knows that if we follow Him with all our heart, He can help us do amazing things we never dreamed of doing to help others know Him. We can become disciples of Christ, too!

It may be easy to know who Jesus is in our mind. He did many wonderful things to help people. However, it is not as easy to know Jesus in our hearts—to trust Him and believe in Him. Let's ask Him to come into our hearts to help us be good followers of God.

Boys and girls, have you decided to follow Jesus and be His good followers? Everyone, close your eyes now. If you think you're ready to be Jesus' follower, raise your hand without peeking at others. [Wait for students to respond.]

Now put your hands down and open your eyes! Some of you might feel that you are too young to do anything for God. Remember the story of Gideon, who was the weakest and smallest of all the tribes in his time? He didn't think he could do great things for God either when the angel called him to be God's mighty warrior. However, God was with him and he defeated the fierce Midianites with only 300 men.

God has called on all of us today to serve Him with all our hearts! Let's ask God to give us the power and strength He gave to the twelve disciples and Gideon, so that we can also do great work for Him. [As a concluding activity, have the students sing a hymn.]

Let's sing "I Have Decided to Follow Jesus" together. [You can pick which verses to sing with the students depending on how much class time you have left.]

I have decided to follow Jesus,
I have decided to follow Jesus,
I have decided to follow Jesus,
No turning back, no turning back.

Tho' none go with me I still will follow,
Tho' none go with me I still will follow,
Tho' none go with me I still will follow,
No turning back, no turning back.

My cross I'll carry till I see Jesus,
My cross I'll carry till I see Jesus,
My cross I'll carry till I see Jesus,
No turning back, no turning back.

CHECK FOR UNDERSTANDING

1. Who were the first two men that Jesus called to be His disciples? Peter and Andrew.
2. What did Jesus say to these men? "Come and follow Me and I will make you fishers of men."
3. Who were the two other brothers that Jesus called to be His followers? James and John.
4. What did all four of these men do for a living before they followed Jesus? They were fishermen.
5. What is the name of the tax collector who later became Jesus' disciple? Matthew.
6. How can we become followers of Jesus? Believe in Him and receive Him into our heart.

MEMORY VERSE PRACTICE

Please reinforce the memory verse every week.
You can practice the memory verse with your students anytime during class.

"Serve the Lord with all your heart." (1 Samuel 12:20b)

SPIRITUAL TEACHING & LIFE APPLICATION

Become fishers of men for Jesus.

As we learned from the story, Jesus chose His disciples carefully and in a unique way. Instead of choosing people who were rich and powerful, Jesus found poor men who were hard workers. Several of them happened to be fishermen. Jesus knows the hearts of everyone. He knew fishermen would work well when it came to telling others the good news about Jesus.

For one thing, fishermen are patient. Sometimes, they can go for a long time without catching any fish at all. They are also hard workers. In many instances, they must cast the net numerous times before they even catch anything. Fishermen are knowledgeable, and they know how to use the right bait with a strong net.

As God's children, all of us are called to become fishers of men. God wants us to tell others about Jesus. God uses men and women, boys and girls, and even you and me, to spread the good news.

Pause for a minute to think about what you can do to become a fisher of men. Can we hear God telling us when and where to cast the net? He may want us to tell a friend what God is doing for us in the school cafeteria. He may tell us just to be a friend to someone who feels lonely.

Whatever it may be, let's be a willing fisher of men when God wants to use us. [Bring students' attention to Question #10 in the Homework Assignment section, and have them brainstorm on different ways they can tell others about Jesus.]

Turn to your neighbor now to talk about whom you would like to choose as your top three people to tell about Jesus. [If there is sufficient class time, have students start working on this question by writing ideas down.]

Ways to Follow Jesus

1. Believe

- Believe in God's existence and trust in His power
- Acknowledge that the Lord Jesus is the one and only God
- Accept Him as your Lord and Savior. Submit to God's word—the Bible—and the gospel of salvation preached

2. Repent

- Confess to God, with sincerity and humility, all your past sins
- Ask for God's forgiveness
- Determine to change your ways and to obey the commandments of God

3. Be Baptized

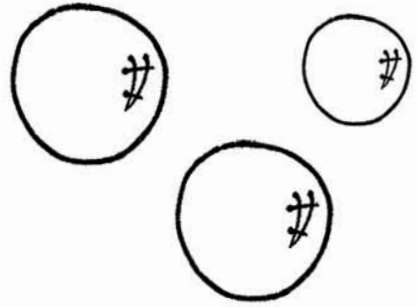
- Accept baptism performed by the True Church, according to Biblical instructions, for the remission of your sins

4. Receive the Holy Spirit

- Pray sincerely and earnestly for the promised gift of the Holy Spirit, evidenced by the speaking of tongues
- Live in the Holy Spirit and become a new person

5. Obey the Commandments

- Love God by practicing His word
- Love others as yourself by doing good deeds



E1 Year 1 Book 4 Lesson 12—Jesus Calls His Followers

Homework Assignment

Name: _____ Parent signature: _____ Date: _____

Bible Truth: Jesus has called us to follow Him today.

Lesson Objectives: 1. To understand that Jesus called twelve disciples to be His closest followers.
2. To identify ways we can follow Jesus today.

Bible Reading: Please put a checkmark in the space when you complete the reading each day.

Prayer: Please put a checkmark in the space on the days you prayed to God.

	Sun	Mon	Tue	Wed	Thu	Fri	Sat
Bible Reading							
Prayer							

Memory Verse

Please write down this week's memory verse.

(1 Samuel 12:20b)

What I Learned from the Bible This Week

1. _____
2. _____
3. _____

Homework Assignment

Understanding What You Have Learned

1. Write down the memory verse for this week. _____

Multiple Choice

2. ____ : How many people did Jesus choose to be His special helpers?
 a. 10 b. 11 c. 12
3. ____ : What were these twelve people called?
 a. Disciples b. Masters c. Warriors
4. ____ : What did the disciples do after Jesus had given them power?
 a. They went home to stay with their families.
 b. They preached the good news and healed the sick wherever they went.
 c. They went back to their old jobs.

Fill In the Blank

5. A person who follows Jesus and does what He does is called a _____ of Jesus.
 6. Matthew was a _____ before Jesus called him to be His disciple.

True or False

7. Jesus called four tax collectors as He walked by the Sea of Galilee. _____
 8. All the disciples left what they were doing and followed Jesus right away when they were called. _____

9. Word Search Activity: The Twelve Disciples

(Matthew 10:2-4)

- ANDREW
- BARTHOLOMEW
- JAMES
- JAMES ALPHEUS
- JOHN
- JUDAS
- MATTHEW
- PETER
- PHILIP
- SIMON
- THADDAEUS
- THOMAS

J	P	L	A	K	O	D	J	P	J	B	G	P	O	A
X	B	E	B	Y	I	R	I	Z	A	J	Z	Q	M	M
C	Z	T	T	S	C	L	M	R	M	A	L	T	C	I
H	F	Y	I	E	I	O	T	Q	E	M	N	M	S	X
Z	K	M	C	H	R	H	H	L	S	E	I	H	P	J
Y	O	D	P	U	O	H	Q	T	A	S	D	Z	O	U
N	Y	R	E	L	V	E	I	H	L	K	W	F	B	J
W	D	U	O	H	R	G	V	F	P	C	R	W	W	O
R	E	M	D	C	F	Y	X	J	H	Y	R	E	L	W
G	E	H	S	U	E	A	D	D	A	H	T	R	G	J
W	H	R	T	H	O	M	A	S	E	G	V	D	T	A
G	Y	K	D	T	V	S	A	D	U	J	Q	N	E	R
C	O	O	H	B	A	L	A	C	S	O	N	A	G	E
I	L	Z	O	I	D	M	B	J	I	D	H	D	S	C
H	O	N	Q	X	G	Y	E	I	A	Q	J	H	D	U

Life Application

10. Jesus wants us to be fishers of men! Are there people you know who don't know about Jesus? List three of them. What are some ways you can tell them about Jesus (for example, read or tell them a Bible story; give them a bookmark with a Bible verse on it; invite them to say a prayer with you; etc.)?

Draw pictures to show different ways you can tell them about Jesus.

Person #1: <hr/> (name)	Draw a picture to show how you can tell this person about Jesus...
--------------------------------------	---

Person #2: <hr/> (name)	Draw a picture to show how you can tell this person about Jesus...
--------------------------------------	---

Person #3: <hr/> (name)	Draw a picture to show how you can tell this person about Jesus...
--------------------------------------	---

LESSON 13

REVIEW



This lesson is meant for the review purposes. There are many ways to conduct a review. Here are some ideas for you.

1. It can be in a standard test format. Elementary 1 students should be able to answer the following types of questions without much difficulty: true or false, fill in the blank, and short answer. Depending on your class' needs, feel free to create your own test by selecting questions found in the **Check for Understanding** section of each lesson. Alternatively, you can look through some of the **homework assignments** for ideas. Be sure to think about **life application questions** in addition to the knowledge-based ones. Never forget to ask the students to remember the **memory verses** that they have learned.
2. The review can be done as a game. Playing games is a fun way to share information. It can be a simple game like Jeopardy or a race to the finish line (moving spaces as students take turns to say the correct answer). Students can also create their own questions and quiz each other. The possibilities are endless.
3. You can think of this class as a brand new lesson. You can select certain characters to study and compare, or themes to look at to review the whole quarter. Look at the memory verses and see how they can be a springboard into a review. These require a little bit of work on your part, but it can be a rewarding way to tie up the past twelve weeks.

Finally, remember to soak in the words of God. After reviewing God's wonderful teachings, have a small snack fellowship. Sing hymns, or go outside and enjoy His creations. You can do a play that sums up the learning that has taken place. And don't forget that you work with a wonderful group of teachers. Brainstorm with your fellow RE workers for fantastic ideas to end your quarter. May God remember all your labor for Him.

For teachers who have great ideas on how to review all twelve lessons, we welcome you to email USGA with all the details. We can upload your ideas to the RE link and let other teachers share your creativity.

Review Test Answer Key

Short Answer

1. God made them stand still and not move for about a whole day.
2. They sang a song of praise.
3. The Israelites began sinning against God again.
4. He was chosen by God to be a Nazirite to serve the Lord.
5. Don't drink wine, don't eat anything unclean in the sight of God, and don't cut your hair.
6. She gleaned, or picked up, the leftover grain in the fields.
7. Boaz asked his servants to always leave some grain on the ground for Ruth to collect, and later married Ruth to take care of her and Naomi.
8. In the desert; he wore camel's hair with a belt tied around his waist and ate locusts and honey.
9. Angels appeared to the shepherds telling them the good news that the Savior was born.
10. He came down to earth to die on the cross for us and to save us.
11. Heaven opened and the Holy Spirit descended on Jesus like a dove, and a voice from heaven said: "This is My beloved Son, in whom I am well pleased."
12. Bow down and worship him.

Fill In the Blank

- | | | | | |
|------------------|------------|-----------|---------------|---------------|
| 1. Matthew | 3. fishers | 5. temple | 7. repent | 9. angel |
| 2. Peter, Andrew | 4. desert | 6. words | 8. prophetess | 10. Zechariah |

Memory Verses-Fill In the Blank

1. "Be strong and of good courage; do not be afraid, nor be dismayed, for the Lord your God is with you wherever you go." (Jos 1:9b)
2. "Be thankful to Him, and bless His name." (Ps 100:4b)
3. "The Lord is my strength and my shield; my heart trusted in Him, and I am helped." (Ps 28:7a)
4. "He who walks with wise men will be wise." (Pr 13:20a)
5. "My little children, let us not love in word or in tongue, but in deed and in truth." (1 Jn 3:18)
6. "Oh, taste and see that the Lord is good; Blessed is the man who trusts in Him!" (Ps 34:8)
7. "That you bear much fruit; so you will be My disciples." (Jn 15:8b)
8. "And my spirit has rejoiced in God my Savior." (Lk 1:47)
9. "That will I seek: That I may dwell in the house of the Lord all the days of my life." (Ps 27:4b)
10. "Repent, and let every one of you be baptized." (Ac 2:38b)
11. "Watch and pray, lest you enter into temptation." (Mt 26:41a)
12. "Serve the Lord with all your heart." (1 Sam 12:20b)

Character Match-Up

1. d
2. c
3. a
4. h
5. f
6. i
7. b
8. e
9. g

Review Test

1. What happened when Joshua spoke to the sun and the moon?

2. What did Deborah and Barak do after the battle to show their thanks to God?

3. Why did God allow the Midianites to overpower the Israelites?

4. What made Samson very special when he was born?

5. What does the Nazirite vow include?

6. How did Ruth find food for herself and Naomi after they went back to Bethlehem?

7. How did Boaz show love and kindness to Ruth and Naomi?

8. When John the Baptist grew up, where did he live? What did he wear and eat?

9. When Jesus was born, who appeared to the shepherds?

10. Why did Jesus have to come down to earth? What did He do for us?

11. What happened right after Jesus was baptized?

12. Satan said that he would give Jesus all the kingdoms in the world if Jesus would do what?

Fill In the Blank

words	fishers	repent	temple	angel	desert
Zechariah	Peter	Andrew	Matthew	prophetess	

- _____, the tax collector, later became one of Jesus' disciples.
- _____ and _____ were the first two people whom Jesus called to be disciples.
- Jesus said, "Follow Me, and I will make you _____ of men."
- Jesus went into the _____ after His baptism.
- Satan brought Jesus to the highest point of the _____ to tempt Jesus.
- Jesus overcame all three temptations by using God's _____.
- John the Baptist told the Pharisees and Sadducees to _____.
- Anna was a _____; she served God day and night with prayers.
- The _____ told Joseph not to worry because Mary conceived a child through the Holy Spirit so he should still marry her.
- _____ couldn't speak after the angel appeared to him because he didn't believe what the angel told him.

Memory Verses-Fill In the Blank

fruit	wise	serve	house	thankful	good
heart	Savior	strong	pray	truth	baptized

- Be _____ and of good courage; do not be afraid, nor be dismayed, for the Lord your God is with you wherever you go. (Jos 1:9b)
- Be _____ to Him, and bless His name. (Ps 100:4b)
- The Lord is my strength and my shield; My _____ trusted in Him, and I am helped. (Ps 28:7a)
- He who walks with wise men will be _____. (Pr 13:20a)
- My little children, let us not love in word or in tongue, but in deed and in _____. (1 Jn 3:18)
- Oh, taste and see that the Lord is _____; Blessed is the man who trusts in Him! (Ps 34:8)
- That you bear much _____; so you will be My disciples. (Jn 15:8b)
- And my spirit has rejoiced in God my _____. (Lk 1:47)
- That will I seek: That I may dwell in the _____ of the Lord all the days of my life. (Ps 27:4b)
- Repent, and let every one of you be _____. (Ac 2:38b)
- Watch and _____; lest you enter into temptation. (Mt 26:41a)
- _____ the Lord with all your heart. (1 Sam 12:20b)

Character Match-Up

- | | |
|--------------------------|---|
| 1. ____ Deborah | a. I pulled down the pillars of a temple and killed many Philistines. |
| 2. ____ Gideon | b. I came to prepare for the coming of the Savior. |
| 3. ____ Samson | c. God helped me defeat the Midianites with only three hundred men. |
| 4. ____ Naomi | d. I was the only female leader of Israel. |
| 5. ____ Ruth | e. I am God's Son and the Savior of all people. |
| 6. ____ Boaz | f. I loved my mother-in-law very much and followed her to Bethlehem. |
| 7. ____ John the Baptist | g. I tempt people to sin against God. |
| 8. ____ Jesus | h. My husband and two sons died, but I had a loving daughter-in-law. |
| 9. ____ Satan | i. I was a rich man and owned fields. The woman I was to marry came to my fields to work. |

Life Application Questions

- What kind of person do you think makes a good friend? What does God's word say about making friends?
(Read Psalm 1:1.)

- Why is it important for us to choose the right friends? What might bad friends influence us to do? What might good friends influence us to do?

- We call Jesus Christ our Savior. What has Jesus saved you from? How can you show your thanks to Him for saving you?

- Write down THREE of the most important things that they have learned this quarter.

"Trust in the Lord with all your heart, and lean not on your understanding;
In all your ways acknowledge Him,
and He shall direct your paths." (Proverbs 3:5-6)

Y | Bk 4



The Lord Saves

General Assembly of the True Jesus Church

21225 Bloomfield Avenue

Lakewood, CA 90715 U.S.A

Printed 2012