

Elementary 2

Year 3 Book 3

E2 Year 3 Book 3

Knowing What We Believe

Knowing What We Believe



USGA

Teacher's Guide and Student Worksheets

ELEMENTARY 2 YEAR 3 BOOK 3

KNOWING WHAT WE BELIEVE

INTRODUCTION

The main objectives for this quarter are:

- To learn more about the ten articles of faith that form the foundation of True Jesus Church.
- To understand what makes our church the one true church, and our God the one true God.
- To understand why we perform the three sacraments and the importance they hold for us.

LESSON INDEX

Lesson 1	One True God: Who Is God?	1-10
Lesson 2	One True God: God and His Creation	11-19
Lesson 3	The Holy Bible	20-30
Lesson 4	One True Church	31-40
Lesson 5	The Sacrament of Water Baptism	41-50
Lesson 6	Who Is the Holy Spirit?	51-58
Lesson 7	The Holy Spirit Transforms Us	59-66
Lesson 8	The Sacrament of Foot Washing	67-75
Lesson 9	The Sacrament of Holy Communion	76-84
Lesson 10	Sabbath Day: Holy Day of Rest	85-92
Lesson 11	Salvation	93-101
Lesson 12	Jesus Christ's Second Coming	102-111
Lesson 13	Review	112-116

Revised October 2015.
All Scripture is NKJV unless otherwise noted.

LESSON GUIDE

The E2 lessons can be separated into 3 sections with several subsections that, as a whole, are aimed to provide a comprehensive Bible study of the selected topic.

The first section is an **introduction** to the lesson and includes the Objectives, Memory Verse, Prayer, Overview, Background Knowledge for the Teachers, and Reaching Out to Your Students sections. This section is meant for the teacher to study while preparing the lesson so that the teacher will know in which direction to guide the students while teaching.

The second section includes the **main content** of the lesson that will be taught to the students during class. Here the teacher will find the Opener, Vocabulary, Bible Discovery & Spiritual Teaching, Linking to the Ten Basic Beliefs, Check for Understanding, Life Application, and Activity sections.

Lastly, the students will have a homework assignment to take home and complete after class as a **review** of the lesson. The students are expected to bring back the homework assignment to the next class completed and with a parent signature.

This lesson guide will list each subsection and explain its purpose, as well as how teachers should use the information in that subsection.

I. Introduction to the Lesson

1. Objectives

These are the objectives that the lesson aims to fulfill. The teacher should always remember to reinforce ideas and teachings that will fulfill these objectives.

2. Memory Verse

The teacher should go over the memory verse at the beginning of class and ask the students to have it memorized by the end of class.

3. Prayer

Go over these points with the students before beginning prayer so that they will know what they should pray for, in addition to their own prayer requests.

4. Overview

A simple lesson overview that emphasizes the important points of the lesson.

5. Background Knowledge for Teachers

Relevant biblical background knowledge that can aid the teachers in understanding the lesson.

6. Reaching Out to Your Students

This section provides an insight into how the students might react to the lesson and how to help the students understand the lesson.

II. Main Lesson Content

1. Opener // 5 Minutes

The purpose of the Opener is to ease the students into the lesson by bringing up relevant topics that will relate to the Bible study. This will give students time to calm down before the teacher goes into the main content.

2. Vocabulary

The vocabulary is provided to explain some of the more difficult terms. The teacher can choose to go over the terms before beginning the Bible study or as the terms come up during the lesson.

3. Bible Discovery & Spiritual Teaching // 30-35 Minutes

This is the main section of each lesson. It will provide an in-depth study of the selected topic and the students will also be provided worksheets to fill in as the teacher conducts the lesson. The teacher should look at the worksheets while preparing the lesson and print out a copy to use as an answer key during class. The aim of the worksheets is to keep the students focused and to let them actively participate instead of passively listen.

4. Linking to the Ten Basic Beliefs // 2-5 Minutes

It is important to tie each lesson back to the Ten Basic Beliefs to reinforce the students' knowledge of the Beliefs; therefore, this section will briefly tie back the lesson to the Basic Belief to which it relates.

5. Check for Understanding // 5 Minutes

This section tests the students' comprehension of the teachings they just learned in the Bible Discovery & Spiritual Teaching section.

6. Life Application // 10 Minutes

The Life Application section aims to make the lesson content more life applicable and will allow the students to relate the lesson's teachings to events that happen in their daily lives. The goal is to give the students a chance to apply what they have learned in the lesson to their daily lives.

7. Activity // 10-15 Minutes

Each lesson will include one or two activities that relate back to a teaching or story in the Bible Discovery & Spiritual Teaching section.

III. Homework Assignment

Students are to take this home and return it the next week completed. There are four elements to the homework assignment: (1) Bible reading and prayer chart, (2) what they learned from the Bible, (3) memory verse, (4) and a lesson-specific assignment. The Bible reading and prayer chart is provided to track the students' progress during the week. In addition, the students will have to write down the memory verse and two things they learned from the Bible during that week. The last part of the homework assignment is specific to that week's lesson. It is advised that the students obtain a parent signature to make sure that the parents know what the students are learning each week.

IV. Suggested E2 Class Timeline

5 min.	Opening Prayer
5 min.	Opener
30-35 min.	Bible Discovery & Spiritual Teaching
2-5 min.	Linking to the Ten Basic Beliefs
5 min.	Check for Understanding
10 min.	Life Application
10-15 min.	Activity
5 min.	Ending Prayer

Total: 1 hr. 12 min. - 1 hr. 20 min.

UNDERSTANDING YOUR STUDENTS

Upper Elementary/Primary Stage (Ages 9-11)

Characteristics	Pedagogic Application
<p>Body</p> <ol style="list-style-type: none"> 1. Generally healthy 2. Active 3. Begin to step into puberty stage, get hungry easily 4. Girls become taller than boys toward later stage 5. Increase in stamina 	<p>Encourage healthy eating habits Can plan for outdoor activities/fellowships sometimes Prepare snacks if their time in church is especially long Teach them how God values their character; build healthy self-esteem Have challenging and difficult activities</p>
<p>Mind</p> <ol style="list-style-type: none"> 1. Like to collect things 2. Very creative 3. Begin to think and deduce 4. Like asking questions 5. Have good memory 6. Limited understanding of profound/abstract matters 7. Increased reading ability and comprehension 	<p>Include more challenging activities Provide creative and Bible-related activities Use pedagogy that enhance critical thinking Provide satisfactory and biblical answers Encourage memorization of Bible verses Need to explain abstract terms Nurture interest in reading the Bible/Christian materials</p>
<p>Mood</p> <ol style="list-style-type: none"> 1. Express emotions easily 2. Short-tempered; lose patience easily 3. Like humor 4. May have feelings of withdrawal (may be scared, anxious, etc.) 	<p>Provide routines that help students to quiet down and get ready to focus Teach students how to control emotions and appropriate ways to express emotions Include some humor while teaching Show more care and concern; teach them the importance of relying on God</p>
<p>Social Skills</p> <ol style="list-style-type: none"> 1. Loyal toward friends of the same age more than parents or teachers 2. Like to make friends of the same gender 3. Loyal to groups or teams 4. Enjoy competitive games or activities 5. Like to joke around; may make fun of others 6. Admire favorite teachers and classmates 	<p>Encourage friendship, but stress the importance of respecting parents and elders Can separate into girls and boys for group discussion Teach students how to discern negative peer pressure Provide competitive games where everyone can participate Encourage healthy jokes without hurting others' feelings; teach mutual respect Suggest some Christian biographies for students to read; set good examples for the students; share your personal faith and convictions</p>
<p>Spirituality</p> <ol style="list-style-type: none"> 1. Express maturity in accepting the way of salvation 2. Worship heroes 3. Can study the Bible and pray 4. Can accept a deeper level of Bible teaching 5. Show concern over the souls of others 	<p>Talk about salvation seriously; share with them how God changed your life Teach stories of Bible heroes and spiritual characters; provide good Christian living examples Encourage daily spiritual cultivation (pray/read the Bible) Help the students to discover the teachings from the Bible Encourage students to pray and/or bring family members or friends to the Lord</p>

MEMORY VERSES

1. "God is Spirit, and those who worship Him must worship in spirit and truth." (John 4:24)
2. "Everyone who is called by My name, whom I have created for My glory; I have formed him, yes, I have made him." (Isaiah 43:7)
3. "All Scripture is given by inspiration of God, and is profitable for doctrine, for reproof, for correction, for instruction in righteousness." (2 Timothy 3:16)
4. "Therefore take heed to yourselves and to all the flock, among which the Holy Spirit has made you overseers, to shepherd the church of God which He purchased with His own blood." (Acts 20:28)
5. "Then Peter said to them, 'Repent, and let every one of you be baptized in the name of Jesus Christ for the remission of sins; and you shall receive the gift of the Holy Spirit.'" (Acts 2:38)
6. "But the Helper, the Holy Spirit, whom the Father will send in My name, He will teach you all things, and bring to your remembrance all things that I said to you." (John 14:26)
7. "Likewise the Spirit also helps in our weaknesses. For we do not know what we should pray for as we ought, but the Spirit Himself makes intercession for us with groanings which cannot be uttered." (Romans 8:26)
8. "Peter said to Him, 'You shall never wash my feet!' Jesus answered him, 'If I do not wash you, you have no part with Me.'" (John 13:8)
9. "For as often as you eat this bread and drink this cup, you proclaim the Lord's death till He comes." (1 Corinthians 11:26)
10. "And He said to them, 'The Sabbath was made for man, and not man for the Sabbath.'" (Mark 2:27)
11. "For by grace you have been saved through faith, and that not of yourselves; it is the gift of God." (Ephesians 2:8)
12. "Watch therefore, for you know neither the day nor the hour in which the Son of Man is coming." (Matthew 25:13)

LESSON 1

ONE TRUE GOD: WHO IS GOD?

OBJECTIVES

1. To recognize that God is Spirit.
2. To understand that God is all-knowing, all-powerful, and always present.
3. To know that the God we worship is holy, loving, and faithful.

MEMORY VERSE

"God is Spirit, and those who worship Him must worship in spirit and truth."

(John 4:24)

PRAYER

We thank and praise You, Lord, for the love that You have for us every day. You created the Earth for us to enjoy, and You have blessed us with families to learn what true love is. Today, we are going to learn more about Your nature and Your being. Please help us so that we can concentrate in class and remember the teachings from the lesson.



Overview

1. Bible Discovery & Spiritual Teaching

- a. God Is Spirit!
 - How do we worship Him, then?
- b. The Three O's
 - Omniscient
 - Omnipotent
 - Omnipresent
- c. The Virtues of God
 - Holy
 - Loving
 - Faithful

2. Life Application

- a. Testimonies
- b. I Will Worship the One True God

3. Activity—"My God is..." Bookmark



Background Knowledge for Teachers

The existence of God is an age-old question. Every day, there are people all over the world who question His existence. However, as Christians, our knowledge of God comes from the universe that He created and the Bible that He inspired. In the True Jesus Church, we have the blessing not only to experience Him in creation, but also to testify to His existence through the Holy Spirit that He has given to us. The God that we worship is the true and living God!



Reaching Out to Your Students

The abstract concept of God as a spirit will be difficult for the students to comprehend. It is important to create links between abstract concepts to objects or ideas that students are familiar with. For example, we can compare a spirit to wind. They are both things that we cannot see with our eyes or touch with our hands. However, we are still able to experience them. By drawing these connections for your students, they will have a better understanding of God and His character.

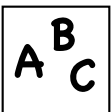


Opener

5 Minutes

Say to the students: "I am thinking of something that you cannot touch, hear, see, taste, or smell. What do you think it is?" [Wait for students to answer.] "Yes, I am thinking of wind!"

Wind is something that we cannot see with our eyes or touch with our hands. Still, it exists, along with other things that we can't see or touch, such as oxygen. Today, we are going to learn about how the God we worship cannot be seen or touched, just like wind.



Vocabulary

omniscient: all-knowing; knowing everything
omnipresent: present everywhere at all times
omnipotent: all-powerful; having unlimited power



Bible Discovery & Spiritual Teaching

30-35 Minutes

FOR TEACHERS

Hand out Bible Discovery Worksheet #1 to the students. The students will fill out each of the sections as you teach the lesson. For the example portion, students can choose to write down the example given by the teacher or one that they would like to share. The definitions for the "three O's" have been given in the vocabulary section.

God Is Spirit (Jn 4:24)

The most basic understanding of God is that He is Spirit. This means that we cannot see or touch Him with our physical bodies (refer to the example of wind). Even though God is Spirit, He still reveals Himself to us in different ways, such as through His creation and the precious Bible. God has chosen us to be His worshippers, so exactly what kind of God do we worship?

A. God Is Omniscient (Psalm 147:5)

God knows everything about us. Whether it is what we are thinking or what we are feeling, God knows!

Let's turn to Genesis 18:9-15. While in the tent, Sarah laughed to herself when she heard God tell Abraham that Sarah will have a child. Sarah was already past the age where she could have children, so she thought that having a child was impossible for her. When God asked why Sarah had laughed, she denied that she had. However, God knew that Sarah had laughed in her heart!

Since God knows everything that we are thinking in our hearts, this means we cannot hide anything from Him. If we have told a lie or if we have unclean thoughts, God knows it!

B. God Is Omnipotent (Matthew 19:26)

God has the power to do anything that He wants to do and nothing is too difficult for Him. He has control over all things.

Let's look at Exodus 14:21. When Pharaoh changed his mind and wanted to bring the Israelites back to Egypt as slaves, the Israelites were quite afraid. Behind them was the fast-approaching Egyptian army and ahead of them

was the Red Sea. They were stuck! It was at this time that God opened a way for them by dividing the waters of the Red Sea so that the Israelites could cross the sea on dry ground. After all the Israelites had crossed, God washed away Pharaoh's army as they were fleeing from the Israelites across the Red Sea. This was a great miracle!

When we encounter a difficult situation in our life, we can always ask God to help us with it. There is nothing that He cannot do!

C. God Is Omnipresent (Psalm 139:7-8)

God is Spirit, so this means that He is everywhere at all times. He is not limited by time or space, which means that He can be in more than one place at a time!

Let's turn to Jonah 1:3. In the story of prophet Jonah, we can see that Jonah thought he could run away from God, but when he did, God still knew where he was. Jonah tried to travel in the opposite direction of where God wanted him to go by sailing away. However, God sent a big storm to disturb the sea. The storm was so strong that the sailors were afraid that the ship would break. It was only until Jonah was thrown into the sea and swallowed by the big fish that the storm stopped. Jonah could not run away from what God wanted him to do.

Today, God is everywhere; He even dwells inside of us through the Holy Spirit! There is nowhere we can go to hide from Him. God is able to see all of our actions wherever we go!

From these three characters, we know that the God we worship is an almighty and all-knowing God. That is not all God is, though. Let us look at three virtues of our God!

FOR TEACHERS

Hand out Bible Discovery Worksheet #2 to the students. You can choose to go over one virtue at a time, or have the students complete the worksheet first and then go over the worksheet to check their answers.

Our God Is Holy (Revelation 4:8)

For God to be holy means that He is perfect and clean in every way. Not only is God holy, but He also commands His chosen people to be holy, too. God says, "You shall be holy; for I am holy" (Lev 11:44). Today, we also have to strive to be holy. What are some ways that we can be holy?

- We can be holy in our mind by making sure that our thoughts are pure and free of harmful worldly pursuits.

- We can be holy in our actions by doing acts of kindness, such as picking up trash that we see or greeting older members.

God wants us to be holy just He is holy because we are His precious children. We will be able to be even closer to God if we are clean and pure just as He is.

Our God Is Loving (1 John 4:8)

God is love. This love is not like any other love that we find in the world; it is a perfect love. God loves us so much that He sent His son Jesus Christ to be crucified on the cross for us, so that we can be saved. God's love for us is so great that it is immeasurable. Since we have a God that loves us so much, we can repay His love by showing love to the people around us. What are some ways that we can show love just as God did? Remember, God's love is not like the love of the world; it is a love where you put the needs of others before your own.

- We can show love to our parents by being obedient, even though we may not like it.
- We can show love to our siblings by letting them go first when playing with our toys.

Our God is Faithful (Deuteronomy 7:9)

God is faithful because God will definitely fulfill any promises that He has made to us. He has the power to fulfill them because He is all-powerful (omnipotent) and He is everywhere at once (omnipresent). This means that He is able to fulfill His promises to everyone, everywhere (2 Cor 1:20). Since God is faithful, we can put our trust in Him and rely on Him in our times of difficulty. Think of a time when God was faithful to you in times of difficulty or in His promises to you. [Have students share.]

- God poured out the Holy Spirit on them
- God blessed them for honoring their parents
- God healed them from being sick
- God protected them from danger

The God that we worship is not only almighty, but also caring and deeply loving. He knows all of our thoughts and needs, and He has the ability to provide for us. We are very blessed to know the only true God and to be able to come and worship Him.



Linking to the Ten Basic Beliefs

2-5 Minutes

One True God

There is only one God that created the world that we live in, and it is this same God that chose us to be His people. This is why it is important to understand the character of the one true God that we worship, because by knowing Him, we have a better understanding of how to serve Him.



Check for Understanding

5 Minutes

1. **What is spirit? How is God spirit?** Spirit is something that you cannot experience with your five senses. God is spirit because we cannot see Him or touch Him with our physical body. Even though God is spirit, He still allows us to experience Him!
2. **What does it mean that God is omnipotent?** God is all-powerful and has the power to do anything that He wishes.
3. **What does it mean that God is omniscient?** God knows all of our thoughts and has vast knowledge of everything.
4. **What does it mean that God is omnipresent?** God is everywhere at all times.
5. **What are a few of the virtues of God?** God is love, God is faithful, and God is holy.



Life Application

10 Minutes

1. TESTIMONIES

[Pass out Life Application Worksheet #1.]

Read the testimonies and go over the discussion questions.

2. I WILL WORSHIP THE ONE TRUE GOD

[Pass out Life Application Worksheet #2.]

From the Bible, God has already shown us how He wants us to worship Him. In John 4:24, God clearly tells us to worship Him in Spirit and truth. This means that when we worship, there has to be the abidance of the Holy Spirit and of the words of the Bible. As God's children, we should do things that please Him instead of do things that displease Him. He is our Father in heaven! Just as our parents are happy when we are obedient to them, God is happy when we behave and live according to His ways. Now we are going to review the virtues and characteristics of God and fill out the flow chart. What are some virtues or characteristics that we learned about today? [Wait for students to answer.]

Using these virtues, we will reflect on how we should worship God at church and also how we should live our daily life.

- Example 1: My God is Holy (Leviticus 11:44) ! So I worship Him with a fearful heart during service. In my daily life, I will make sure that I am holy by watching what I say to my friends.
- Example 2: My God is Omnipresent (Psalm 139:7-8) ! So I worship Him by making sure I arrive on time to service. In my daily life, I will know that God is always with me, so I have no reason to feel alone.



Activity

"My God Is..." Bookmark

10-15 Minutes

Objective: To remind the students of God's characteristics and virtues.

Materials

- Ribbon
- Scissors
- Cardstock
- Crayons, markers, colored pencils
- Single-hole punch
- Bible

Instructions

1. Cut the cardstock into pieces that are small enough to fit into a Bible. Each piece will be one bookmark.
2. Pass out one bookmark to each student.
3. Have students write down or draw the following somewhere on their bookmark:
 - My God is _____.
 - A verse that supports the statement
 - A symbol that is related to the statement (e.g., draw a heart to represent love)
 - Their name
4. Decorate and/or color the front and back.
5. Punch a hole in the center at the top of the bookmark and tie a ribbon to finish the bookmark.

HOMEWORK ANSWER KEY

1. B
2. C
3. A
4. C
5. C
6. God is holy (Lev 11:44); God is loving (1 John 4:8); God is faithful (2 Cor 1:20)
7. Answers may vary. Possible answers: Sarah, Jonah, Ananias/Sapphira
8. Answers may vary.

WHO IS THE GOD THAT I WORSHIP?

God is _____ (Jn 4:24)

The THREE O's

1. Psalm 147:5

O _____ means _____

Example in the Bible

2. Matthew 19:26

O _____ means _____

Example in the Bible

3. Psalm 139:7-8

O _____ means _____

Example in the Bible

EXTRA! CREDIT!

Can you think of another story in the Bible where God displays one of the three O's?

The Virtues of God

Instructions: For each group of verses, underline the key words that are describing God. Then determine which of God's virtues it is describing.

- **Leviticus 11:44a**

"For I am the Lord your God. You shall therefore consecrate yourselves, and you shall be holy; for I am holy."

- **Joshua 24:19a**

"But Joshua said to the people, 'You cannot serve the Lord, for He is a holy God.'"

- **Revelation 4:8**

"The four living creatures, each having six wings, were full of eyes around and within. And they do not rest day or night, saying: 'Holy, holy, holy, Lord God Almighty, Who was and is and is to come!'"

Conclusion 1: God is _____ and worthy of our praise.

- **1 John 4:8**

"He who does not love does not know God, for God is love."

- **John 3:16**

"For God so loved the world that He gave His only begotten Son, that whoever believes in Him should not perish but have everlasting life."

- **Zephaniah 3:17**

"The Lord your God in your midst, the Mighty One, will save; He will rejoice over you with gladness, He will quiet you with His love, He will rejoice over you with singing."

Conclusion 2: God is _____, even though we have done nothing to deserve it.

- **Deuteronomy 7:9**

"Therefore know that the LORD your God, He is God, the faithful God who keeps covenant and mercy for a thousand generations with those who love Him and keep His commandments."

- **2 Timothy 2:13**

"If we are faithless, He remains faithful; He cannot deny Himself."

- **2 Corinthians 1:20**


"For all the promises of God in Him are Yes, and in Him Amen, to the glory of God through us."

Conclusion 3: God is _____, so we know that He will keep His promises to us.

Testimonies

TESTIMONY 1 : GOD HAS POWER OVER NATURE


20 minutes, the sister heard a loud rumbling sound and then she saw rocks flying all over the place. In her panic, she shouted, "Hallelujah!" She couldn't go right or left because she was on an extremely narrow path. Suddenly, she felt a force pushing her into a groove along the wall of the canyon. At that moment, a huge rock fell down in front of the sister. It landed two to three meters ahead of her and shattered into countless pieces. Almost immediately, another huge rock fell, but it also missed her. After what seemed like hours, the sister looked around and she saw some friends whom she thought had succumbed to the falling rocks. They were so glad to see one another alive and well. God had saved this sister and protected her. The sister was grateful for the protection and grace of God!



TESTIMONY 2 :

GOD HAS POWER to change hearts

There was a brother who was addicted to playing video games. He couldn't control himself and the addiction worsened to the point where he would think about playing all the time, even during church service or RE class. One day while praying, the brother felt very cold and empty, so he realized that he really needed to change. He repented to



God and asked God to help him overcome this temptation. Suddenly, in the prayer, he felt God hugging him warmly and then giving him a new heart. The brother shed many tears during that prayer, and he made the determination to change his ways when he returned home. After that prayer, the brother felt that video games would no longer be a problem for him anymore. When he returned home, the brother was able to put away his video games and find joy in doing other things, such as helping his parents in the kitchen or reading the Bible. Praise the Lord!

I will worship the
ONE TRUE GOD!

There are many different virtues and characteristics that describe the God whom we worship. Choose three of these and fill out the flow chart accordingly.

My God is

Verse:

So, I worship Him by...

In my daily life, I will...

My God is

Verse:

So, I worship Him by...

In my daily life, I will...

My God is

Verse:

So, I worship Him by...

In my daily life, I will...

E2 Year 3 Book 3 Lesson 1—One True God: Who Is God?

Homework Assignment

Name: _____ Parent signature: _____ Date: _____

Weekly Bible Reading: _____

Bible Reading: Check each box when you complete that day's reading.

Prayer: Check each box after you pray to God that day.

	Sun	Mon	Tue	Wed	Thu	Fri	Sat
Read							
Pray							

What I Learned from the Bible This Week

1. _____

2. _____

Memory Verse

Please write down this week's memory verse. (John 4:24)

Matching

- | | |
|--------------------------------|----------------|
| 1. ___ All-powerful | a. Omnipresent |
| 2. ___ All-knowing | b. Omnipotent |
| 3. ___ Everywhere at all times | c. Omniscient |

Multiple Choice

4. ____ : What is the essence of God?
 - a. Water
 - b. Flesh
 - c. Spirit
5. ____ : How should we worship the one true God?
 - a. With a heart of joy
 - b. With a heart of reverence
 - c. Both

Short Answer

6. List three virtues of God and support each virtue with a verse from the Bible.
7. Find and write down an example in the Bible that shows that God always knows what we are saying in our hearts.
8. How will you worship God at home? Write down 2 ways.

LESSON 2

ONE TRUE GOD: GOD AND HIS CREATION

OBJECTIVES

1. To understand that God created the universe and everything in it.
2. To realize that everything was created for God's glory.
3. To know that God is the one that provides and cares for His creation.

MEMORY VERSE

"Everyone who is called by My name, whom I have created for My glory; I have formed him, yes, I have made him."

(Isaiah 43:7)

PRAYER

Our heavenly Father, we praise and thank You for creating the world that we live in and for giving us life. It is only by Your mercy and love that we are able to live each day, because You are the one that provides for our daily needs. Please watch over us today on this Sabbath and help us to focus in class. May You open our hearts and our minds so that we can accept Your words and live out our life to glorify You, which Your purpose for creating us.



Overview

1. Bible Discovery and Spiritual Teaching

- a. God Is Our Creator
 - What is the purpose of His creation?
- b. God's Work
 - In Nature
 - Among the Nations of the World
- c. God's Provides and Cares for His People

2. Linking to the Ten Basic Beliefs—One True God

3. Life Application

- a. How Can I Glorify the Lord?
- b. I Will Glorify the Lord

4. Activity—Cinquain Poem



Background Knowledge for Teachers

The almighty God created everything in the universe long ago. At the same time, He also provides order and harmony in the world. From the birds of the air to the fish of the sea, God watches over all and gives food to all. Still, He gave man dominion to rule over and enjoy His creation. It is important to know that our lives are in His hands, and, as our Creator and heavenly Father, He is the one truly in control of the world that we live in. If we are able to see ourselves clearly, then we will discover how small we are in comparison to our God in heaven. Even more amazing is that, even though we are so minute, God faithfully protects and loves us to the point that He sent down His only son Jesus Christ to die on the cross for us. God's great love for us will continue to motivate us to serve and love Him every day of our lives.



Reaching Out to Your Students

The previous lesson covered the essence of God and a few of God's many virtues, so it is important that, in this lesson, students are brought to understand the special relationship between God—the Creator—and His creation. This will help students to have a better understanding of God's interaction with the world and with His people. It will be difficult for some students to grasp the enormity of God's works; therefore, it is important to tie the concepts in the lesson to concrete things in nature. For example, God's protection is shown through the survival of wild animals, which flourish without human guidance. God provides for the needs of His people. God sent down manna for the Israelites to eat for forty years in the wilderness. Share personal testimonies of God's power or familiar examples in the Bible to allow the students to have a better understanding of the interaction between God and the world. Once they have a better grasp on how God interacts with the world around them, they will understand better how God interacts with each of them on a personal level.



Opener

5 Minutes

Imagine that you are an inventor and that you want to invent to help all the people of the world. What would your invention do? [Wait for students to respond.]

Today, there are many different individuals that invent all kinds of things, such as computers or cars. However, there is one ultimate inventor and creator of all. Do you know who it is? [Yes, it is God!] In Genesis 1, God made everything in the world, and He saw that what He had made was good! Today, we are going to learn about God as our Creator and also about what it means to be part of God's creation.



Vocabulary

glory: a great source of praise or pride

purpose: the reason why something is done; aim or goal

prosperity: the state of being successful



Bible Discovery & Spiritual Teaching

30-35 Minutes

FOR TEACHERS

Hand out the Bible Discovery worksheet to the students. Ask them to complete the first box. Then, continue with the lesson. The students will complete the worksheet as you go over the lesson.

God Is Our Creator

In the first chapter of Genesis, the first book of the Bible, it tells us that God created the heavens and the earth. He created it and it became the home for all mankind. On earth, we have food to eat and natural resources to use to make our clothes and houses. God even made us ruler over all living creatures (Gen 1:26). Not only were all things were created by Him, but all things were also created for Him. This means that everything was created with a purpose. What do you think that purpose is?

Let's read Isaiah 43:7 and Psalm 86:9!

God made all nations so that they could come and worship Him and glorify His name. God has made us for this purpose: to glorify and give honor to Him. This was a command given to the nations, so as His special people, we have to glorify Him even more. The big question is how should we, as Christians, give glory to God?

Let's look at 1 Corinthians 6:20! [Pause to allow students to fill in the blanks on the worksheet.]

It's clear that God wants us to glorify Him using our bodies. How can we do that? We can do that by making sure our actions and words show that we are Christians. When we see a person wearing a police uniform, we know that the person is a police officer. When people see us act

and speak, will they be able to tell that we are Christians?

Let us turn to Genesis 39:1-5. After Joseph's older brothers sold him into slavery, his master Potiphar was able to see that God was with Joseph. Since Potiphar knew that God was with Joseph, he made Joseph overseer of his entire house. By studying the life of Joseph, we can see that even in times of hardship, he still behaved in a way that glorified God. The people around him could see that God was with him. This is amazing considering Joseph's difficult situation.

Today, God has given us the purpose to glorify His name, so, as His special children, we must strive to be holy. What are some things that we can do? [Wait for students to respond. Possible answers: Don't cheat on our homework or tests; have good manners; don't say rude or bad words; etc.]

There are so many things that we can do to show others that we belong to Jesus Christ, so it is important for us to make sure we do them.

God created everything with a purpose, so He knows about His creation and takes care of them. Let us look at some examples.

God's Work In Nature

Through the simple act of speaking, God was able to create the whole world. God commanded, "Let there be light," and then there was light (Gen 1:3). God not only has the power to create, but He also has the power to control His creation. For example, God was the one that sent a big fish to swallow Jonah, and God was also the one who commanded the fish to spit him back out. Above all, God protects His creation. He is the one that sends down rain to water the plants, and He is also the one that feeds and gives shelter to the animals. If we look at nature, we can see God's protection over all His creation; even the smallest insect has a home and food. Can you think of other examples of God's power over nature in the Bible? [God sent down fire from heaven; God allowed the Israelites to cross the Red Sea on dry land; etc.]

The Bible records many examples of God's work in nature, but we can experience His power today simply by going outside and looking at everything that God has made for us. We are truly blessed!

God's Work Among the Nations of the World

God is the one that created the world, and He is the one who puts rulers in their places. From the Bible, we can see that God is not just a God of creation, but He is also a God of the nations.

Let's turn to Daniel 4:17. King Nebuchadnezzar of Babylon spoke these words, recognizing God as the ruler in the kingdom of men. Even such a great and powerful king as Nebuchadnezzar acknowledged God's sovereignty. When King Nebuchadnezzar forgot who was really in control because of his pride, God punished him to teach him a lesson. God can give a person a great kingdom, but God can also take it away. All things are under God's authority. Today, there are many things that we do not have control over, but God does. We really have nothing to fear; rather, we can entrust ourselves into the protection of God.

God's Provides and Cares for His People

As we live out each day, God directs our steps—our lives are in His hands. Just as He takes care of the creatures of the earth, He also takes care of us. God is also the one that can protect us from evil, but sometimes, God chooses to test our faith. In Genesis 22:1-19, God tested Abraham to see if he was willing to sacrifice his only son, Isaac.

Likewise, sometimes bad things happen to good people because this is to fulfill the will of God. In Genesis 37:12-36, Joseph's older brothers sold him into slavery, but this happened so that he could save his family from the famine that would happen later.

While God provides and cares for all His creation, as His children, we are especially precious to Him. This is because God has called us personally to receive the way to salvation. Today, we are especially blessed to have been called by God and to be able to receive the true gospel!

God truly cares for us—we can go to Him in our time of need and He will be there. We can pray to Him and He will answer us. God loves the world that He created, but God loves His chosen people even more so.

Let's turn to Job 22:21. Once we come to know the true God that we worship, we will receive peace, joy, and prosperity. This means that if we actively pursue a relationship with God, and gradually understand His true nature better, He will bless us abundantly! Let us always remember and worship our only God in heaven!

FOR TEACHERS

Give students to complete the last section of the worksheet, and then go over the answers. The students may use the examples provided or come up with their own.



Linking to the Ten Basic Beliefs

2-5 Minutes

One True God

The world—everything that lives on it and everything that happens in it—is under God’s control. We can so easily lose sight of God’s great power, but God truly holds the whole world in the palm of His hands. The one true God is the only God that we worship.



Check for Understanding

5 Minutes

1. **What is the purpose of God’s creation?** To glorify Him.
2. **How does God care for the world?** God watches over it and provides for it.
3. **Give an example in the Bible that shows God’s authority over nations.** God took away King Nebuchadnezzar’s kingdom when King Nebuchadnezzar became proud.
4. **Give an example of how God provides for us.** God can protect us from trouble, and He can test our faith, so that we can become stronger.



Life Application

10 Minutes

1. HOW CAN I GLORIFY THE LORD?

[Hand out Life Application Worksheet #1.] Read each scenario and then discuss the questions with the students. Be sure to emphasize which choice from the scenarios would glorify God and why.

2. I WILL GLORIFY THE LORD

[Hand out Life Application Worksheet #2. Go over the worksheet one row at a time, pausing to allow students to write their responses. For each section, students can list more than one answer.]

How can I glorify God in my life? God created us with this purpose, so let us examine how we can glorify God in our daily life.

First, let us see what we shouldn’t do. We may do many things that God is not pleased with and that do not glorify Him. What do you think they are? [Wait for students to write down the first row, and then have some students share.]

- **At school:** Copying my friends homework
- **At church:** Being disrespectful to my RE teacher
- **At home:** Talking back to my parents with a bad attitude

Now that we have identified behavior and actions that do not glorify God, what are some actions that we do now that glorify God? [Wait for students to write down the second row, and then have some students share.]

- **At school:** Paying attention to what the teacher is saying in class
- **At church:** Greeting elderly members
- **At home:** Praying with my parents before going to school

Praise the Lord that there are things that we are currently doing to show the world that we belong to God. Lastly, let us think about how we can glorify God more in this coming week. [Wait for students to write down the third row, and then have some students share.]

- **At school:** I want to glorify God by telling my friend that I am a Christian
- **At church:** I want to glorify God by making sure to cleanup after myself, so that the house of God is clean.
- **At home:** I want to glorify God by asking my parents what I can do to help them.

Praise the Lord that there are so many ways that we can glorify God in our life! If we continue to follow Him, then God will bless us for sure!



Activity

Cinquain Poem

10-15 Minutes

Objective: To glorify God through a poem.

Using the Cinquain poem format, students will write a poem that illustrates how God has provided for them in their life or how they will glorify God in their life.

Cinquain Poem Format

- Poems are five lines long
 - Line 1: Two syllables
 - Line 2: Four syllables
 - Line 3: Six syllables
 - Line 4: Eight syllables
 - Line 5: Two syllables
- Cinquain poems do not need to rhyme, but students can include rhyming.

Instructions

1. Brainstorm ideas about your topic on a piece of paper. It will help to write down a couple sentences or even words.
2. While you are writing, count the syllables and change words so that each line matches the syllables needed.
3. After writing the words, read over the poem to make sure that it conveys the meaning that you intended.

Example Poem

*Glory
Glory to God
I will sing hymns to Him
And give praise to His name always
Amen*

HOMEWORK ANSWER KEY

1. True
2. False
3. True
4. False
5. Answers may vary.
6. Answers may vary. Possible answer: Daniel glorified God by choosing not to eat the food that had been worshipped to idols.
7. Answers may vary.



Draw some of God's creation that you see in your everyday lives.

God's Creation

How should we
GLORIFY GOD
 as a Christian?

"For you were bought at a price; therefore glorify God in your _____ and in your _____, which are God's."
 (1 Corinthians 6:20)


What does God do in the world?

GOD WORKS
 IN NATURE

Example:

Example:

GOD ^{RULES}
 OVER THE WORLD

GOD Takes care
 of the people 
 of the world

Example:

"Now acquaint yourself with Him, and be at peace: thereby good will come to you." (Job 22:21)

How can I GLORIFY GOD?

Instructions: Read each scenario and discuss the questions below.

Scenario 1: The Math Quiz

As soon as Peter enters into the classroom, his teacher announces that there is a math quiz today. He is already in trouble with his mother over his previous failed math quiz. He will be in even bigger trouble if he fails this test as well. As he sits down in his seat, his friends come to him, telling him that they have a “cheat sheet” for all of them to use. Peter hesitates since he is afraid of getting caught, but his friends tell him that it’s fine and that they have already done it before without getting caught.



Discussion Questions

1. What are the two different choices that Peter could make?
2. Which choice would be easier for Peter? Why?
3. Which choice would glorify God? How do you know?

Scenario 2: The New Friend

It’s the Sabbath Day and Martha is so excited to go to church to catch up with her friends. She just received a new set of glitter pens, and she wants to show it to them. When lunchtime comes, she is about to run to her friends, but her mother pulls her aside and introduces her to a young girl that has just moved from China. Her mother tells her that she has to make the young girl feel welcome by sitting and talking to her during lunch and RE Class. In her heart, Martha really doesn’t want to because she wants to sit and talk with her friends. What should she do?



Discussion Questions

1. What are the two different choices that Martha could make?
2. Which choice would be easier for Martha? Why?
3. Which choice would glorify God? How do you know?

Scenario 3: The Crash

You’re throwing a ball in the house and accidentally break your mother’s favorite table decoration. Your mother hears the crash and comes running to see what has happened. If you tell the truth, you know that you will be punished. You could say that you accidentally bumped into the table.



Discussion Questions

1. What are the different choices that you could make?
2. Which choice would be easier for you? Why?
3. Which choice would glorify God? How do you know?

I will GLORIFY the LORD

Directions: Think and reflect on the questions. Then, fill in the rows, one at a time.

	AT SCHOOL 	AT CHURCH 	AT HOME 
<p>What does not glorify God?</p> <p><i>Example:</i> Being a bully by making fun of those who I see as being different from me.</p>			
<p>In what ways have I glorified God?</p> <p><i>Example:</i> At school, I make sure that I say grace before lunch to thank God for the meal.</p>			
<p>In what ways can I improve, so that I can glorify God?</p> <p><i>Example:</i> At church, I can glorify God by greeting older members when I pass by them.</p>	I want to glorify God by...	I want to glorify God by...	I want to glorify God by...

"Everyone who is called by My name, whom I have created for My glory: I have formed him, yes, I have made him." (Isaiah 43:7)

E2 Year 3 Book 3 Lesson 2—One True God: God and His Creation

Homework Assignment

Name: _____ Parent signature: _____ Date: _____

Weekly Bible Reading: _____

Bible Reading: Check each box when you complete that day's reading.

Prayer: Check each box after you pray to God that day.

	Sun	Mon	Tue	Wed	Thu	Fri	Sat
Read							
Pray							

What I Learned from the Bible This Week

1. _____

2. _____

Memory Verse

Please write down this week's memory verse. (**Isaiah 43:7**)

True or False

1. God takes care of the world that He created. _____
2. God created everything with no purpose or reason. _____
3. We can trust in God because our lives are in His hands. _____
4. God only watches over mankind and not the rest of nature. _____

Short Answer

5. How does God provide for you in your life?
6. Give an example in the Bible of a person who glorified God. What did the person do?
7. How can you give glory to God in your daily life?

LESSON 3

THE HOLY BIBLE

OBJECTIVES

1. To know the origin of the Bible.
2. To understand what is the purpose of the Bible.
3. To understand the importance of learning from the Bible.

MEMORY VERSE

"All Scripture is given by inspiration of God, and is profitable for doctrine, for reproof, for correction, for instruction in righteousness."

(2 Timothy 3:16)

PRAYER

Our heavenly Father, we thank You for bringing us together on this Sabbath to worship You. You have guided us safely through another week, and we are blessed that You always watch over us. Today, we are going to be learning about the precious words You have given to us in the Bible. Please help us focus in class, so that we are able to receive the message into our hearts.



Overview

1. Bible Discovery & Spiritual Teaching

- a. What Is the Bible?
- b. What Does the Bible Say?
- c. Why Should We Read the Bible?

2. Linking to the Ten Basic Beliefs—The Holy Bible

3. Life Application—The Bible and I

4. Activity—"Parts of the Bible" Ring Tower



Background Knowledge for Teachers

There is no other book like the Bible, because the Bible was written by forty different authors over a span of 1600 years. These authors all had different backgrounds and came from all walks of life. Some were prophets, some doctors, other farmers, or even rulers. All of these people were able to contribute to the message in the Bible because they were all moved by God to record His words. The Bible is key to Christian life because it reveals the will and work of God. It is able to answer life's important questions. It tells us how we should live our life and also what our future will be. Most importantly, the Bible directs us to the way of salvation that God has already planned out for us. Through the Bible, we know exactly what we need to do to receive eternal life!



Reaching Out to Your Students

Elementary 2 students are well aware that the Bible is the word of God. However, they may not fully comprehend the importance of the Bible in their day-to-day life. Some students may read the Bible with their parents, but fail to see that they are reading words that can give life! It is important to bring out the significance of the Bible in their day-to-day life and help them to understand that they can find the answers to their questions by looking in the Bible!



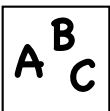
Opener

5 Minutes

Today, we are going to learn about a special book that was inspired by God, but first, we are going to play “Thumbs Up, Thumbs Down”. I will read five statements. For each statement, if you think it is true, then put your thumbs up. If you think it is false, then keep your thumbs down.

1. The Bible is the best-selling book in the world. (True.)
2. God can speak to us through the Bible. (True.)
3. The Bible was written by one man. (False. The Bible has about forty different authors.)
4. God speaks to us through the Bible. (True.)
5. There are sixty-six books in the Bible. (True.)

From these statements, we can see that the Bible is an amazing book! Let us study it further to see exactly how wonderful it is!



Vocabulary

inspiration: a special influence from God on the minds of human beings

salvation: the act of delivering from sin or saving from evil



Bible Discovery & Spiritual Teaching

30-35 Minutes

FOR TEACHERS

Hand out the Bible Discovery worksheet to the students. Ask them to fill in the blanks as you go over the lesson. Keep a copy of the worksheet to reference throughout the lesson.

What Is the Bible?

The Bible is the word of God, and it is through the Bible that God reveals His will to us. In 2 Timothy 3:16, it tells us that all Scripture is given to us by the inspiration of God. This means that the message in the Bible did not come from the minds of men but from what God revealed and showed to them. About forty authors wrote the Bible over a span of 1600 years. With so many different authors, it would have been easy for the message in the Bible to be inconsistent. However, because God is the one who revealed His word to the authors, the Bible is consistent in

its message from beginning to end.

What Does the Bible Say?

The main theme of the Bible is salvation. The Old Testament describes the preparation of salvation and the New Testament describes the salvation plan put into action by Jesus Christ.

The Bible consists of sixty-six books, with thirty-nine books in the Old Testament and twenty-seven books in the New Testament. Both the Old and the New Testament can be divided into four parts.

Let us first look at the Old Testament and see how the books in the Old Testament are divided! After we go over the Old Testament, we will move to the New Testament!

Old Testament

I. The Law Books (The Pentateuch)

Books: Genesis, Exodus, Leviticus, Numbers, Deuteronomy
 Writer: Moses
 Date: 1446 BC ~ 1406 BC
 Content: From the creation of the world to Moses leading the Israelites to the promised land.

II. The Historical Books

Books: Joshua, Judges, Ruth, 1&2 Samuel, 1&2 Kings, 1&2 Chronicles, Ezra, Nehemiah, Esther
 Writer: Unknown
 Date: 1390 BC ~ 460 BC
 Content: The history of the chosen people of God, from their entrance into the promised land to their exile from it. The Historical Books covers a span of about 1000 years.

III. The Wisdom Books

Books: Job, Psalm, Proverbs, Ecclesiastes, Song of Solomon
 Writers: Job - Unknown
 Psalms – King David, King Solomon, Priests
 Proverbs - King Solomon and other wise men
 Ecclesiastes – King Solomon
 Song of Solomon – King Solomon
 Date: 440 BC ~ 538 BC
 Content: Blessings will come upon those who fear God and follow His commandments.

IV. Prophet Books*Major Prophets*

Books: Isaiah, Jeremiah, Lamentations, Ezekiel, Daniel
 Writers: Isaiah – Isaiah
 Jeremiah, Lamentations – Jeremiah
 Ezekiel – Ezekiel
 Daniel – Daniel
 Date: 700 BC ~ 530 BC

Minor Prophets

Books: Hosea, Joel, Amos, Obadiah, Jonah, Micah, Nahum, Habakkuk, Zephaniah, Haggai, Zechariah, Malachi
 Writers: The name of the book indicates the author
 Date: 850 BC ~ 430 BC

Content: The disobedience of the chosen people of God and His judgment upon them.

New Testament

I. The Four Gospels

Books: Matthew, Mark, Luke, John
 Writers: The name of the book indicates the author
 Date: 55 AD ~ 90 AD
 Content: Jesus Christ is the Messiah and Savior of mankind.

II. Early Church History

Book: Acts of the Apostles
 Writer: Luke
 Date: 65 AD
 Content: The history of the early church and the work of the Holy Spirit.

III. The Epistles

Books:	Romans, 1&2 Corinthians, Galatians, Ephesians, Philippians, Colossians, 1&2 Thessalonians, 1&2 Timothy, Titus, Philemon, Hebrews, James, 1&2 Peter, 1,2&3 John, Jude
Writers:	Romans, 1&2 Corinthians, Galatians, Ephesians, Philippians, Colossians, 1&2 Thessalonians, 1&2 Timothy, Titus, Philemon – Paul Hebrews - Unknown James - Elder James 1&2 Peter – Peter 1,2&3 John – John Jude – Jude
Date:	45 AD ~ 90 AD
Content:	Letters to the churches to encourage the members and instruct them on how to live according to the teachings of Jesus Christ.

IV. The Book of Prophecy

Book:	Revelation
Writer:	John
Date:	90 AD
Content:	Encouragements to the church to remain faithful until Jesus Christ comes again; descriptions of the Second Coming of Jesus Christ.

The Bible not only tells us about the way to salvation, but it also has the answers for the important questions about our life. For example, the Bible tells us where mankind came from and gives us many examples of people who were able to live lives that were pleasing to God. Let us look at other ways that the Bible is able to help us in our daily life.

Why Should We Read the Bible?*1) It guides us to the way to salvation (Jas 1:21)*

The Bible has the power to save us because it teaches us the way to receive salvation and how to live out our faith. The words in the Bible are the words of God and they carry life. When we obey what it says in the Bible, we are able to receive new life and have the hope of salvation. The Bible tells us the way to salvation and there is no other way that we can receive it.

2) It is a mirror for our hearts (Heb 4:12)

The Bible not only saves us, but it also is able to examine our hearts and see whether or not we are acting in a way that is pleasing to God. We are able to see our hearts more clearly when we compare the teachings in the Bible to our actions. Rather, we are going against what God has told us to do. For example, the Bible tells us that we should not lie, so when we lie to our parents, we know that we are not following the Bible. Without the Bible, we would not clearly know if we are behaving according to God's will or if we are acting in disobedience!

3) It provides armor and weapons for spiritual warfare (Eph 6:17)

One part of the armor of God recorded in Ephesians is the

sword of the Spirit, which is the word of God. The word of God is able to help us overcome our enemy Satan. It is through the word that we are able to overcome temptation. In the Gospel of Matthew, Jesus Christ set an example for us to follow when He faced temptation. Even though Satan tried to tempt Him three times, Jesus Christ used the word of God each time to defend Himself and, ultimately, overcome Satan. Today, we can also use the word of God as a weapon to stand up and overcome the temptations that we encounter. When we may be feeling tempted to copy our friend's homework, we can remember that the Bible teaches us that we cannot hide from God.

4) It gives us food for spiritual life (Mat 4:4)

The Bible is our spiritual food. There are times when we may feel hurt or sad in our hearts. These hurts are something that the world cannot heal or take away. It is at these times that the word of God can comfort us and give us peace. Only God can take away the sadness that we may feel, and we are able to receive this comfort when we turn to Him and His word in the Bible. There are many testimonies of when the word of God has given peace and strength to many members who are suffering from trials or heartache. The Bible is able to give food to our spirit so that we can become stronger spiritually.

From these examples, we can see that the Bible is a living book and indispensable to our lives as Christians. Even though it was written thousands of years ago, the teachings found within hold great value in our life even today. As God's chosen people, we must value His word in the Bible and hold on to the promises it contains until the end of our journey!



Linking to the Ten Basic Beliefs

2-5 Minutes

The Holy Bible

The Bible contains the standards and guidelines for Christian life because God is able to speak to us through the Bible. It is through the Bible that we are able to understand and know the will of God for us.



Check for Understanding

5 Minutes

1. **Who wrote the Bible?** The Bible had about forty different authors. However, God is the ultimate author of the Bible because the Bible was written by inspiration from God.
2. **What is the main theme of the Bible?** Salvation.
3. **What are the four parts of the Old Testament?** Law, History, Wisdom, Prophets
4. **What are the four parts of the New Testament?** Gospel Books, History (Acts), Epistles, Prophecy (Revelation)
5. **What are the four reasons we should read the Bible?**
 - o It leads us to the way to salvation.
 - o It is a mirror to examine our hearts.
 - o It is a sword for spiritual battle.
 - o It is spiritual food.



Life Application

10 Minutes

THE BIBLE AND I

The Bible is the precious word of God, but what should we do with the messages in the Bible? Let us look at how the Bible is important in our day-to-day life!

1. Study it! (Josh 1:8)

What does it mean to study the Bible?

The Bible does not exist only for us to read leisurely! We have to store it in our hearts and meditate on it. To meditate means to think deeply and carefully. To help us meditate on the word of God, we can ask ourselves the following questions:

- What is the verse/passage saying?
- Why is the verse/passage be in the Bible?
- What does the verse/passage tell me about God?

The Bible is not simply a book that we just read and forget. Rather, we have to spend time to think about what the Bible is trying to tell us.

2. Live it! (Mat 7:24-25)

What does it mean to live out the Bible?

The word of God is living! To live out the Bible means to follow the teachings in the Bible and act them out. From the Gospel of Matthew, we can see that those who hear the word and do it is like a wise man that built his house on the rock. A person like this will not be easily swayed by the trials or temptations that come their way and instead will be able to stand firm in God.

How do we live it out?

There are so many ways that we can live out the teachings in the Bible, and there are so many promises that God has given to us in the Bible. For example, God has promised that if we put Him first in our life, then He will bless us (Mat 6:33). There are many testimonies of brothers and sisters who put God first when choosing a school or job and were blessed later on because of their choice. God's word is true, and if we are willing to obey and follow it, then we will be blessed and rewarded!

What are some ways that you can live out the Bible? [Have students use specific examples.]

- Sample: I will live out the Bible by being obedient to my parents when they ask me to clean up my room.
- Sample: I will live out the Bible by showing love to my brother and letting him choose first.

3. Share it! (Mark 16:15)**What does it mean to share the Bible?**

The message in the Bible is not only for us to read. Jesus Christ actually commanded us to preach the gospel to every creature! It is our duty, then, to share it with the people around us: our friends and family members. Sharing the Bible is not only limited to preaching; we can also share what we have learned from our religious education classes with a fellow brother or sister. We must share the word of God with those around us because it is so precious and life-changing!

**Activity****"Parts of the Bible" Ring Tower***10-15 Minutes***Materials**

- Construction paper
- Pencil
- Scissors
- Stapler or tape

Instructions

1. Fold the construction paper in half lengthwise and then fold it in half lengthwise again. Do the same on a second sheet of construction paper.
2. Cut along the folds and, when you have finished, you should have eight strips of paper.
3. In the middle of each strip, write down the eight parts of the Bible (listed below).
4. Tape or staple the ends of each strip to create a ring. Do this for all eight strips.

- | | |
|-----------------------------|-------------------------|
| a. Pentateuch (Law Books) | e. Gospels |
| b. Historical Books | f. Acts of the Apostles |
| c. Wisdom Books | g. Epistles |
| d. Major and Minor Prophets | h. Revelation |

How to Play

Students must stack the rings in the correct order according to the Bible. You can have students race to see who completes the ring tower correctly the quickest, or you can have students work in groups.

Note: The activity can be extended by writing the books of the Bible on each strip, which can help students memorize the books of the Bible in the correct order.

HOMEWORK ANSWER KEY

1. B
2. A
3. B
4. Any two of the following is acceptable: It leads us to the way to salvation. It is a mirror to examine our hearts. It is a sword for spiritual battle. It is spiritual food.
5. OT: Pentateuch, Historical Books, Wisdom Books, Prophet Books
NT: Gospels, History of the Church, Epistles, Prophecy

What is the BIBLE?

The Bible is the _____ of God. It reveals the will and work of God to us!



Who Wrote It?
 (2 Timothy 3:16)
 There are about _____ different authors, but God inspired all to write down His word. The ultimate writer of the Bible is _____!

Why Is It Important?
 The Bible answers important questions about life and death. Most importantly, it links us to God by pointing out the way to _____!

The main theme of the Bible is: _____.

It is divided into two major parts:
 The *Old Testament* and the *New Testament*

What does the BIBLE Say?

Old Testament	New Testament
Number of Books	Number of Books
Subparts	Subparts
Theme	Theme

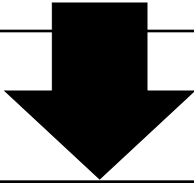
THE OLD TESTAMENT

The Pentateuch

Date Written: 1446 BC ~ 1406 BC

Genesis, Exodus, _____, Numbers, _____

Content: The creation of the world to Moses leading the Israelites to the promised land.

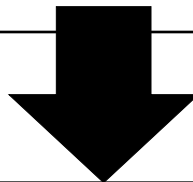


The Historical Books

Date Written: 1390 BC ~ 460 BC

Joshua, _____, Ruth, 1&2 Samuel, 1&2 Kings, 1&2 Chronicles, _____, Nehemiah, Esther

Content: The history of the chosen people of God, from their entrance into the promised land to their exile from it.




The Wisdom Books

Date Written: 1440 BC ~ 538 BC

Job, _____, Proverbs, _____, Song of Solomon

Content: Blessings will come upon those who fear God and follow His commandments.



The Major and Minor Prophets

Date Written: 850 BC ~ 430 BC

Major Prophet Books: Isaiah, Jeremiah, Lamentations, Ezekiel, _____

Minor Prophet Books: Hosea, Joel, Amos, Obadiah, _____, Micah, Nahum, Habakkuk, Zephaniah, Haggai, Zechariah, _____

Content: The disobedience of the chosen people of God and His judgment upon them.

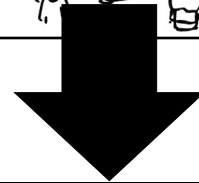
THE NEW TESTAMENT

The Gospels

Date Written: 55 AD ~ 90 AD

Matthew, Mark, _____, John

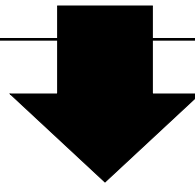
Content: Jesus Christ is the Messiah and Savior of Mankind.



Acts of the Apostles (Church History)

Date Written: 65 AD

Content: The history of the early church and the work of the Holy Spirit.

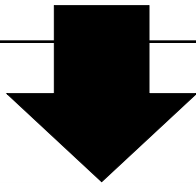


The Epistles

Date Written: 45 AD ~ 90 AD

Romans, 1&2 Corinthians, Galatians, Ephesians, _____, Colossians, 1&2
Thessalonians, 1&2 Timothy, _____, Philemon, Hebrews, James, 1&2 Peter, 1, 2, & 3
John, _____

Content: Letters to the churches to encourage the members and instruct them on how to live according to the teachings of Jesus Christ.



Revelation

Date Written: 90 AD

Content: Encouragements to the church to remain faithful until Jesus Christ comes again; descriptions of the Second Coming of Jesus Christ.

The Bible

& I STUDY IT **Read**  **Meditate**

How do we meditate on the words of God? Ask ourselves questions when we read!

- 1 _____
- 2 _____
- 3 _____

LIVE IT

1. What does it mean to live out the Bible?

2. I will live out the Bible by:

Draw it!



SHARE IT

"Go into all the world and _____ the gospel to every creature."
(Mark 16:15)

1. It is my duty to share and preach the word of God! I can share with _____ and _____.

"For the word of God is living and powerful, and sharper than any two-edged sword, piercing even to the division of soul and spirit, and of joints and marrow, and is a discerner of the thoughts and intents of the heart."
(Hebrews 4:12)

E2 Year 3 Book 3 Lesson 3—The Holy Bible

Homework Assignment

Name: _____ Parent signature: _____ Date: _____

Weekly Bible Reading: _____

Bible Reading: Check each box when you complete that day's reading.

Prayer: Check each box after you pray to God that day.

	Sun	Mon	Tue	Wed	Thu	Fri	Sat
Read	<input type="checkbox"/>	<input type="checkbox"/>	<input type="checkbox"/>	<input type="checkbox"/>	<input type="checkbox"/>	<input type="checkbox"/>	<input type="checkbox"/>
Pray	<input type="checkbox"/>	<input type="checkbox"/>	<input type="checkbox"/>	<input type="checkbox"/>	<input type="checkbox"/>	<input type="checkbox"/>	<input type="checkbox"/>

What I Learned from the Bible This Week

1. _____

2. _____

Memory Verse

Please write down this week's memory verse. (2 Timothy 3:16)

Multiple Choice

1. _____ : What is the main theme of the Bible?
 - a. God is the Creator
 - b. Salvation for mankind
 - c. Everything is vanity

2. _____ : How many books are in the Bible?
 - a. 66
 - b. 40
 - c. 79

3. _____ : What are the first five books in the Old Testament called?
 - a. Gospel Books
 - b. Pentateuch
 - c. Books of Wisdom

Short Answer

4. What are two reasons that we should read the Bible?

5. List the four parts of the Old Testament and the four parts of the New Testament.

LESSON 4

ONE TRUE CHURCH

OBJECTIVES

1. To recognize the significance and qualifications of the church according to the Bible.
2. To identify the work that God has entrusted to the church.
3. To understand the duties of the believers in the church.

MEMORY VERSE

"Therefore take heed to yourselves and to all the flock, among which the Holy Spirit has made you overseers, to shepherd the church of God which He purchased with His own blood."

(Acts 20:28)

PRAYER

Our heavenly Father, we praise and thank You for allowing us to be part of Your church. Today, we have gathered here to study and learn about the blessings that You have given to Your precious church. Please help us to understand the importance of being part of God's one body, of which Christ is the head. May You open our hearts and minds to receive this important message.



Overview

1. Bible Discovery & Spiritual Teaching

- a. What is the Church?
- b. What Makes a True Church?
- c. The Mission of the True Church

2. Linking to the Ten Basic Beliefs—One true church

3. Life Application—Being a Part of the Truth

4. Activity—Diamante Poem



Background Knowledge for Teachers

The church is not only a physical building; it is also God's people, together as one body. God purchased these people through the blood of Christ (Ac 20:28), so it is not merely a social organization of like-minded people. God chooses His children. In the Old Testament, God chose Israel to be His own special people (Num 23:9; Deut 14:2). We can see that from the beginning, God has chosen His people, those who will be separate from the people of the world. Today, this is the same concept that is applied to the church of God. There is only one church in God's heart; there cannot be two different churches. Just as there can only be one husband and one wife, there is only one church for God. As members of the true church of God, we receive a special status, so we should treasure this relationship. Through being part of the true church, we are able to experience the Holy Spirit, the truth, and the miracles and signs that accompany and testify the one true church of God.



Reaching Out to Your Students

Elementary 2 students understand the importance of going to church and are able to tell the difference between church and social organizations. However, students may not see the importance of the true church and the significance of being chosen to be part of it. It is important to stress the key difference between our church and other denominations or organizations: the abidance of the Holy Spirit and the truth. Both testify that we are the one true church of God. Lastly, it is important to give concrete examples of actions that students who are part of the true church should take, such as behaving well in school and preaching the gospel.



Opener

5 Minutes

Prepare about three to four pictures of different buildings that are easily recognizable to students (e.g., school, library, fire department, post office, etc.).

Show one picture at a time. Ask students: "Who normally goes to this kind of building, and why do they go there?" (For example, students and teachers go to school to learn and to teach.) After going through three or four pictures, ask students to think about the church. Explain that today, we are members of the church, and as members of the church of God, we have been given a special identity and purpose. Let us examine more about what it means to be part of the true church.



Vocabulary

abidance: the act of dwelling in a place

mission: a special assignment that is given to a person or a group



Bible Discovery & Spiritual Teaching

30-35 Minutes

What Is the Church?

The church is not just a building that we visit on Saturdays; rather, it is made up of people. Let us look at some verses in the Bible that describe the church of God.

FOR TEACHERS

Hand out Bible Discovery Worksheet #1 to the students now. As you go over the lesson, pause for the students to complete the worksheet. After each section, ensure that the students have completed the worksheet correctly, then move on. Keep a copy of the Teacher Version to reference throughout the lesson.

- **Acts 20:28**

The church consists of the people that have been purchased or redeemed by the blood of Jesus Christ. We are redeemed when we receive water baptism and have our sins washed away.

- **Ephesians 1:22-23**

The church is the body of Jesus Christ and Jesus Christ is the head of the church. Since Jesus Christ is the head, He is the one that leads the church.

- **John 15:5-6**

The church is the true vine and the believers are the branches. Once we grow from the vine, we have to bear fruit for the Lord. Bearing fruit means living out our life as Christians and preaching the gospel.

- **1 Timothy 3:15**

The church is the house of God and the members belong to His household. This means that all the members in church are our fellow family members in Christ, and we have to treat one another with love.

From these descriptions, we can see that there can only be one true church, just like how there is one body, one vine, and one household of God. With so many different

churches and organizations, it is important that we understand that the True Church has to be according to the Bible. Let us look into the Bible see what it says about the True Church of God.

What Makes a Church True?

The True Church Is Built on the Truth (Gal 1:6-9)

The way to salvation is clear when we follow the truth, which can only be found in the Bible. If there are two different churches preaching two different gospels, only one of them can be true, because there is only one gospel in Christ. The true church must follow the truth and the commandments in the Bible.

The True Church Must Have the Abidance of the Holy Spirit (Rom 8:9)

The true church will have the Spirit of God, the promised Holy Spirit, dwelling in the members. The church is the body of Christ, so the Spirit of Christ needs to be there for the body to live. The abidance of the Holy Spirit confirms that the church is from God.

The Truth Church Has Many Signs and Wonders

The true church will have many signs, miracles, and wonders that prove its divine power. These testify to the truth of salvation and prove that the word of God is true. They also prove the abidance of God with the believers.

Now that we know what makes a church the true church, let us look at the work of the church.

The church has two missions. The first is to preach the gospel and the second is to pastor, or take care of, the members. These two missions continue the work of Jesus

Christ, since Jesus Christ had commanded His disciples to make disciples of all nations and to teach them to follow the teachings that He had taught them (Mat 28:18-20). As the church works on these two missions, it is also preparing itself for the second coming of Christ! When Christ comes again, there will be a great wedding between Christ and His bride, which is the church.

FOR TEACHERS

Hand out Bible Discovery Worksheet #2 for students to complete. Allow the students time to fill out the chart. Then, ask for volunteers to share their answers.


Today, the same mission has been given to us by God. It is our duty as the true church of God to preach the gospel of salvation and to take care of the members of the Church. Even though we may be young in age, there are many actions we can take. Let us brainstorm together some of the ways we can do what Christ has called us to do.

Preaching

I can preach to my friends and tell them that I go to church on Saturday. I will live out my life as a Christian and make sure that my actions glorify God. I will make sure that I watch what I say so that people can tell that I am a Christian.

Pastoring

I will take care of my brothers and sisters by making sure that I am being an example to them. I will make sure that I do not take more food than I can eat. I will make sure that I pick up the trash from the ground, so that the house of God is clean.



Linking to the Ten Basic Beliefs

2-5 Minutes

One True Church

The true church is the key to receiving salvation for it is through the church that we are able to receive water baptism and have our sins forgiven. It is a blessing for us to be part of the true church, which is the body of Christ!



Check for Understanding

5 Minutes

- 1. What is the true church?** The church is made up of the people that have been purchased by the blood of Jesus Christ.
- 2. What are the requirements of the true church?** The true church: has the Holy Spirit; follows the truth in the Bible; is accompanied by miracles, wonders, and signs.
- 3. What are the two missions of the true church?** The two missions of the true church are: to preach the gospel to the ends of the earth; and to take care of the members of the church.



Life Application

10 Minutes

BEING A PART OF THE CHURCH

For each scenario, ask students to write down what they would do in response to each scenario. Sample responses have been provided.

Sample Responses

Scenario 1

Many times when we look at the church, we can be discouraged when we only see through our eyes. However, we need to look at it through the eyes of God. Timothy needs to remember that Christ is the head of His church and He will be the one that takes care of the problems in the church. Our duty is to pray for the members and ask God to give us more faith to believe in His greater will.

Scenario 2

Julia and her friends should make sure to pick up the trash, even though they were not the ones that made the mess. As members of God's household, we should treat it with respect and love. It is not about who caused the situation, but about what we can do to help it.

Scenario 3

Moving to a new place is always difficult, especially if you are the new student. Titus should spend some time to talk to John and also introduce John to other people. The act of thinking of other people is an act of love. Through our actions, we can show others that we are acting in love and that we are the true church.

HOMEWORK ANSWER KEY

1. C
2. A
3. preach, pastor (take care of the members)
4. Has: signs and wonders; the abidance of the Holy Spirit; the truth according to the Bible
5. Answers may vary.



Activity

Diamante Poem

10-15 Minutes

In this activity, students will be writing a diamante poem about the one true church. A diamante poem is a poem that is shaped like a diamond. Each line of the poem uses a different part of speech (i.e., verbs, adjective, or nouns). The poem does not have to rhyme.

The poem is formatted as follows:

Line No.	Content	Part of Speech	No. of Words
1	Topic A	Noun	1
2	Topic A	Adjective	2
3	Topic A	Gerund	3
4	Transition Topic A to Topic B	Short phrase/nouns	4
5	Topic B	Gerund	3
6	Topic B	Adjective	2
7	Topic B	Noun	1

Example

“The One True Church”

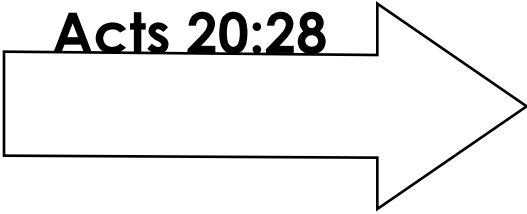
Christ
 Pure, Righteous
 Leading, Guiding, Controlling
 The Head united to the Body
 Evangelizing, Saving, Pastoring
 Holy, True
 Church

Instructions

1. Ask students to choose a beginning topic (Topic A) and an ending topic (Topic B) that are both related to the concept of the one true church. The topics can be antonyms or synonyms of each other, or simply related topics.
2. Follow the format and insert the correct parts of speech for each line.

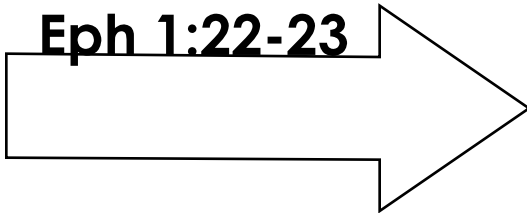
WHAT IS THE CHURCH?

Acts 20:28



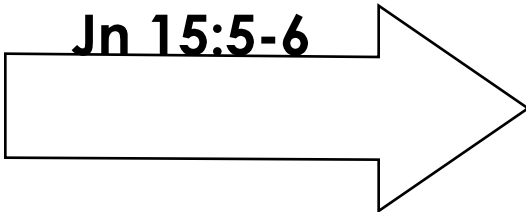
The church is the people purchased by the blood of Jesus Christ.

Eph 1:22-23



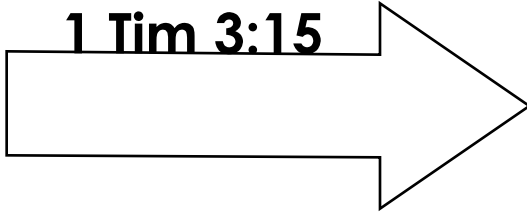
The church is the body and Jesus Christ is the head.

Jn 15:5-6



Jesus Christ is the vines and the members are the branches.

1 Tim 3:15



The church is the house of God.
The members belong to His household.

WHAT MAKES A CHURCH TRUE?

The True Church has...

1

The truth according to the Bible

2

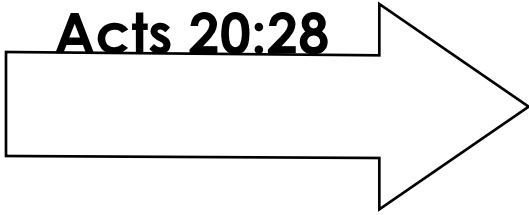
The Holy Spirit

3

Signs and wonders

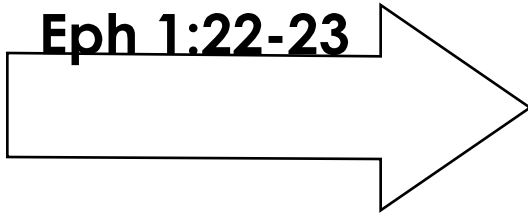
What is the CHURCH?

Acts 20:28



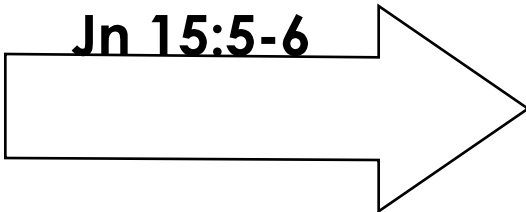
The church is the people purchased by the _____ of Jesus Christ.

Eph 1:22-23



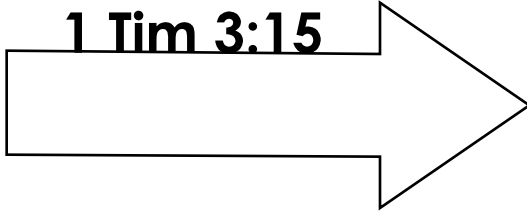
The church is the _____ and Jesus Christ is the _____.

Jn 15:5-6



Jesus Christ is the _____ and the members are the _____.

1 Tim 3:15



The church is the _____
_____. The _____ belong to His _____.

What makes a CHURCH TRUE?

The TRUE CHURCH has...

1

2

3

THE MISSION of the TRUE Church

I can do ALL THINGS
through CHRIST who
STRENGTHENS me.
(Philippians 4:13)


Preaching

What I Can Do


Pastoring


What I Can Do

BEING A PART OF THE CHURCH

Instructions: Read each scenario and write down what you would do in each situation.

Scenario 1

Recently, Timothy has been discouraged by the things that he sees going on in church. He can't see how this is the church of God. One time, there were members that were arguing with each other and just not getting along. Shouldn't the true church be a place of joy, peace, and love?



How would you encourage Timothy?

Scenario 2

Julia had been playing with her friends during lunchtime at church. As they were running around outside, they saw that a group of Elementary 1 students had left a great deal of trash on the ground. The wind had blown it all over the church grounds.



What should Julia and her friends do?

Scenario 3

Titus knew that John's family had just moved to the area and that John didn't know a lot of people in church. During lunchtime, Titus was walking to where he usually sat with his friends when he saw John sitting by himself looking lonely and miserable.



What should Titus do?

E2 Year 3 Book 3 Lesson 4—One True Church

Homework Assignment

Name: _____ Parent signature: _____ Date: _____

Weekly Bible Reading: _____

Bible Reading: Check each box when you complete that day's reading.

Prayer: Check each box after you pray to God that day.

	Sun	Mon	Tue	Wed	Thu	Fri	Sat
Read							
Pray							

What I Learned from the Bible This Week

1. _____

2. _____

Memory Verse

Please write down this week's memory verse. (Acts 20:28)

Multiple Choice

1. _____ : The church is the _____ and Christ is the _____.
 - a. Head, body
 - b. Body, Spirit
 - c. Body, head
2. _____ : The church makes up the _____ and Christ is the _____.
 - a. Branches, true vine
 - b. Leaves, branches
 - c. Roots, tree

Fill In the Blank

3. The mission of the true church is to _____ and to _____.

Short Answer

4. What are three requirements to know whether or not a church is the true church?

5. List three ways that you can serve the church.

LESSON 5

THE SACRAMENT OF WATER BAPTISM

OBJECTIVES

1. To understand the purposes of water baptism.
2. To learn the biblical method of water baptism, through which we can receive salvation.
3. To acknowledge that we should continually put on Christ and walk with Him after baptism.

MEMORY VERSE

"Then Peter said to them, 'Repent, and let every one of you be baptized in the name of Jesus Christ for the remission of sins; and you shall receive the gift of the Holy Spirit.'"

(Acts 2:38)

PRAYER

Thank You, Lord, for guiding us through another week so that we can gather here to learn. We praise You for Your love that allows us be born again in You. You have washed away our sins so that we can live as children of light. May You help us to focus in class so that we are able to learn about water baptism and how we can apply its teachings into our lives.



Overview

1. Bible Discovery & Spiritual Teaching

- a. *What Is a Sacrament?*
 - b. *Looking at Water Baptism in the Bible*
 - Full Immersion
 - Baptized in the name of Jesus Christ
 - Baptized in the likeness of Jesus Christ's death
 - Baptized in living water
 - Requirements of the baptist and the person receiving water baptism
 - c. *Purpose of Water Baptism*
 - To become a child of God
 - To put on Christ
 - To enter the kingdom of heaven
 - d. *Purpose of Water Baptism*
 - For the remission of sins
 - To become a child of God
 - To put on Christ
 - To be saved
 - e. *How Is Water Baptism Able to Wash Away Our Sins?*
2. **Linking to the Ten Basic Beliefs**—Water Baptism
 3. **Life Application**—What Does It Mean to Put On Christ?
 4. **Activity**—Defending the Truth



Background Knowledge for Teachers

Water baptism has been prefigured in the Old Testament in events such as the great flood (1 Pet 3:20) or the crossing of the Red Sea by the Israelites (1 Cor 10:1-2). There were also many prophecies in the Bible concerning baptism. Zechariah 13:1 talks about a fountain that will be opened to cleanse people from sin. Micah 7:19 mentions the act of casting sin into the sea. In the New Testament, John the Baptist baptized people for repentance (Ac 19:4) and Jesus Christ also set the example for us when He was baptized in the Jordan River (Mt 3:13-17). Right before Jesus Christ ascended to heaven, He commanded His disciples to go and baptize people in His name (Mt 28:19). It is very evident in the Old and New Testament that God uses water baptism as the way for us to receive salvation and the forgiveness of our sins.



Reaching Out to Your Students

The teachings of water baptism are abstract, so it may be difficult for E2 students to understand. We can reach our students by drawing connections between water baptism and the act of the washing or bathing. Students are familiar with washing or bathing, making the concept easier to comprehend. At this age, your students probably have an understanding of the act of water baptism but may not be as familiar with the purposes of it. They may see it as a ritual that is always done for new believers, unaware of its significance. It is, therefore, very important to emphasize the importance of water baptism in our faith and how water baptism is not just a ritual, but also proof of the love of Jesus Christ for us.




Opener

5 Minutes

From a Dirty Robe to a White Robe

1. On a whiteboard, draw a picture of a white robe or shirt, and then draw a second one with spots or stains on it.
2. Ask the students which one they would wear and why.
3. Explain that before baptism, we are wearing the robe that is spotted and dirty because of the sins that we have. However, after baptism, those spots are cleansed, and our robe becomes white.
4. In today's lesson, we will learn about the biblical method of water baptism and its importance in our faith. Lastly, we will focus on how we should live of our life after we have been baptized.



Vocabulary

sacrament: an important action that is related to our salvation

remission: forgiveness of our sins

baptist: an individual who performs water baptisms



Bible Discovery & Spiritual Teaching

30-35 Minutes

Today, we are going to learn about the Sacrament of Water Baptism and its importance. However, let us first understand what a sacrament is. What is a sacrament? [Wait for students to respond.]

What is a sacrament?

There are three sacraments: Water Baptism, Footwashing, and Holy Communion. These three are considered sacraments because in the Bible, Jesus Christ set the example for us to do these and even commanded us to do them. They are not only symbolic actions for what Christ has done for us but actions that are directly related to our salvation. This means that in order for us to enter into heaven, we need to do them!

FOR TEACHERS

Hand out Bible Discovery Worksheet #1. If needed, provide a word bank to help students unscramble the words. Students may work on the worksheet independently first and then go over the answers, or you may go over each question as a class.

1. *Full Immersion* (Mk 1:9-10)

From the verse, we can see that Jesus Christ Himself came up out of the water. This means that He had to be in the water in the first place. Therefore, our whole body has to be immersed in the water, not just part of our body. Sprinkling water over our entire body is not biblically correct, either. Also, since water baptism signifies the death and burial of Christ, it is important to remember that when a person is buried, the whole body is buried, not just part of the body.

2. *In the name of Jesus Christ* (Ac 2:38)

We are baptized in the name of Jesus Christ because He has commands us to do so! Acts 4:12 states that it is only through Jesus' name that we can be saved.

3. *Head Bowed Down* (Jn 19:30; Rom 6:5)

Since we are baptized in the likeness of Jesus Christ's death, we need to look at what Jesus Christ did on the cross in His last moment. In John 19:30, it specifically

mentions that Jesus Christ bowed His head, and then gave up His spirit. Today, we are baptized in the same way, with our heads bowed down.

4. *Living Water* (Mic 7:19)

Living water refers to water that is found in nature, such as rivers, oceans, and lakes. Jesus Himself was baptized in the Jordan River! In the Bible, it does not record any instances where baptism took place in a man-made pool or water source. Therefore, when we perform water baptism today, we do so in nearby oceans or rivers.

5. *Holy Spirit* (Jn 20:21-22)

The Holy Spirit must be present at the water baptism in order for it to be effective. Therefore, the baptist must have the Holy Spirit. Today, the person who serves as the baptist is usually a minister or elder who has been sent by the church.

6. *The person being baptized must believe* (Ac 18:8)

The person receiving baptism has to believe that the water baptism will wash away their sins. In Acts 2:38, Peter tells the people that the first thing they need to do is repent! This means that the first thing we have to do before we are baptized is to have a repentant heart. After baptism, it is important that the newly baptized members have the determination to live a holy life (Heb 6:4-8). In our whole life we can only be baptized once, just like how we can only be born once!

From these verses, we can now see how important it is for us to be baptized the biblical way. It is essential for all of these elements to be present during baptism in order for the baptism to be effective in washing away our sins.

Now that we know how baptism is performed according to the Bible, let us look at the purposes of water baptism.

FOR TEACHERS

Hand out Bible Discovery Worksheet #2. Have students complete each box as you go over each purpose.

Why Do We Need To Be Baptized?

1. *To become a child of God* (Gal 4:4-5)

Through baptism, we become the children of God. This

is a precious status that God gives to us. Before baptism, we were part of the darkness, but when we are baptized we become children of light (Eph 5:8). God has saved us from the darkness of sin, and we are now able to live in the light with the Lord.

2. *To put on Jesus Christ* (Gal 3:27)

After baptism, we become a new person. God washes away our sins and gives us a new robe to wear. This robe shows that we now belong to Jesus Christ, which means we have to live a life that is pure and holy.

3. *To enter into the kingdom of heaven* (Jn 3:5)

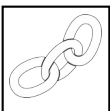
In John 3:5, Jesus Christ says that we have to be born of water and the Spirit to enter the kingdom of heaven. To be born of water means to be baptized and to be born of the Spirit means to receive the Holy Spirit. Therefore, we have to both be baptized and receive the promised Holy Spirit to be able to go to heaven and receive salvation!

4. *For the remission of sins* (Ac 2:38; 22:16; 1 Pet 3:12)

All of us have sin because we were born with it (Ps 51:5). These sins came from when Adam and Eve disobeyed God and were cast out of the garden of Eden. As their descendants, we have inherited their sin, and in addition, we have our own sins, which are the wrongs we have committed against God.

How Is Water Baptism Able to Wash Away Our Sins?

When Jesus Christ died on the cross, His blood was shed for us and became the payment for our sins. In John 19:34-35, John witnessed a miracle of seeing blood and water come out of the side of Jesus Christ when a soldier pierced His side with a spear. Through this miracle, we know that the cleansing effect of baptism involves water and the Spirit, the blood of Jesus Christ that flowed from the cross. For water baptism to be effective, there needs to be the water, blood, and the Holy Spirit (1 Jn 5:6-8). Water and blood come together during water baptism, and the Holy Spirit is the witness that allows this to happen. So, when a person is baptized in water, they are actually being baptized in the blood of Jesus Christ. The blood of Jesus Christ is in the water during baptism by the power of the Holy Spirit, which makes the water baptism effective for the removal of sin.



Linking to the Ten Basic Beliefs

2-5 Minutes

Sacrament of Water Baptism

The Sacrament of Water Baptism is an important belief because it is how we are reborn in the spirit to be a child of God. Through Water Baptism, this is a new status that we receive from the blood of Jesus Christ. Therefore, it is crucial for us to remember and understand how precious it is that we have been purchased by his sacrifice, so that we can live a life that shines the glory of Him.



Check for Understanding

5 Minutes

Short Answer

- What are the three sacraments?
 - Water Baptism
 - Footwashing
 - Holy Communion
- Why do we need to be baptized?
 - For the remission of sins
 - To become a child of God
 - To put on Jesus Christ
 - To enter the kingdom of heaven
- What are the three requirements for a person to receive baptism?
 - Have faith
 - Have a repentant heart
 - Have the determination to live a holy life



Life Application

10 Minutes

WHAT DOES IT MEAN TO PUT ON CHRIST?

After we are baptized, we have put on Christ; in other words, we have clothed ourselves with Him. We no longer live our old life, but a new one. This means that we have to walk with Him every day. Let us look at the different ways we can walk with our precious Savior! [Explain the points below, and then hand out the Life Application worksheet.]

1. Walk with Humility

"Likewise you younger people, submit yourselves to your elders. Yes, all of you be submissive to one another, and be clothed with humility, for 'God resists the proud, but gives grace to the humble.'" (1 Peter 5:5)

What do you think it looks like to walk with humility? [Wait for students to respond.]

- Not talking back to parents or teachers
- Serving others and putting the needs of others ahead of our own
- Able to take criticism

While Jesus Christ was on earth, He lived a life of humility and submission to God. He often departed from the crowd after He had performed a great miracle, and when the people tried to make Him king, He went up to the mountain alone (Jn 6:15).

2. Walk in Obedience to His Commandments

"This is love, that we walk according to His commandments. This is the commandment, that as you have heard from the beginning, you should walk in it." (2 John 1:6)

We have to walk according to His commandments and make sure that we follow what is written in the Bible.

In Philippians 2:8, it tells us that Jesus Christ was obedient even to the point of death. He knew that He would have to experience great suffering on the cross. However, He remained obedient to God.

3. Walk with Power from the Holy Spirit

"If we live in the Spirit, let us also walk in the Spirit." (Galatians 5:25)

God has given us the precious Holy Spirit so that we will be able to have power to overcome our temptations and power to serve Him. Jesus Christ was filled with the power of God, and that is why He was able to perform so many miracles and to overcome temptation from Satan in the wilderness.



Activity

Defending the Truth

10-15 Minutes

Objective: To reinforce the importance of defending the true method of water baptism.

Students will be presented with four different statements. They will have to identify and cross out the parts of the statements that are incorrect and write the correction on the line. Lastly, they will explain why the statement is incorrect.

Statement 1: We can be baptized anywhere as long as there is water, such as in a pool or a bathtub.

Correction: We can be baptized anywhere as long as there is natural living water.

Why? Nowhere in the Bible does it record a person being baptized in a pool or bathtub. (Mic 7:19; Mat 3:13; Jn 3:23)

Statement 2: Water baptism has no purpose and is just a symbolic act that shows that we believe in Jesus Christ.

Correction: Water baptism is for the remission of sins and is not just a symbolic act that shows that we believe in Jesus Christ.

Why? In the Bible, it states very clearly that baptism is for the remission of sins and that it is necessary for salvation. (Ac 2:38)

Statement 3: We baptize in the name of the Father, and of the Son, and of the Holy Spirit.

Correction: We baptize in the name of Jesus Christ.

Why? The name of the Father, the Son, and the Holy Spirit is Jesus Christ, so we baptize in the name of Jesus Christ. It is only through His name that we can be saved. (Ac 2:38; 4:12)

Statement 4: Water Baptism is not important because it has nothing to do with salvation. We are saved by our faith alone.

Correction: Water Baptism is important for our salvation.

Why? Receiving water baptism is a commandment of Jesus Christ. Even though having faith is important, we need to put our faith into practice by following the commands of Jesus. (Jas 2:14; Mk 16:16)

HOMEWORK ANSWER KEY

1. B
2. A
3. B
4. A
5. Answers may vary.

LOOKING AT WATER BAPTISM IN THE BIBLE



Instructions: Read the following verses and unscramble the words. Then write a brief explanation about how we should be baptized according to the verse. The first one has been done for you.

	Method	Explanation
1 Mark 1:9-10	L U F L M S N I O E R M I	When we are baptized, our body has to be immersed in the water.
2 Acts 2:38	In the name of... S S J U E C H S T I R	
3 John 19:30; Romans 6:50	D A E H B W E O D N W D O	
4 Micah 7:19	L I G N I V R W A E T	
5 John 20:21-22	Y O H L P I R I S T	
6 Acts 18:8	The person being baptized must... L E B I E E V	



The Purposes of Water Baptism

Instructions: Fill in the blanks. In the boxes, draw a picture that illustrates each statement.

<p>1 Be a _____ of God</p>	<p>Put on _____</p>	<p>2</p>
<div style="border: 1px solid black; padding: 10px; width: fit-content; margin: 0 auto;"> <p>We need to be baptized because...</p> </div>		
<p>3 To enter the kingdom of _____</p>	<p>_____ of sins</p>	<p>4</p>

What makes water baptism effective?

The _____ of Jesus Christ is in the water during baptism through the power of the _____. This makes water baptism effective in washing away our sins.

Walking on the Path with Christ

Instructions: Read each scenario and discuss how the student can walk with God.

Walking in Humility

Sue hated spending time with her mom because every time they talked, they would end up arguing with each other. They would often fight over everything. Sue was so tired of her mother's nagging and being ordered around like a child. Just last night, her mother was telling her that the music she was listening to wasn't suitable for a Christian. How would her mother know what was good for her? As long as she wasn't committing any major sins, she thought she should be all right.



1. How isn't Sue walking in humility?

2. What are some actions that Sue can take to better the relationship with her mother?




Walking in Obedience

Tim went to church every Saturday, so he knew all about the teachings in the Bible. He would memorize the memory verse for the week, and for most of the weeks, he would get it almost perfectly! What most people didn't know about Tim was that, at school, he would use the same mouth to say words that a Christian shouldn't say. He knew it was wrong to say bad words, and he even knew the verses in the Bible that told him he shouldn't be saying these words. However, all his friends were saying it, and he didn't want to feel left out. He was only saying these words; he didn't really mean any of them in his heart. How was that wrong?

1. How isn't Tim walking in obedience?

2. What advice would you give to Tim to help him overcome his problem?




Walking in the Power of the Holy Spirit

Jean wasn't a shy person, but she was often unwilling to let her school friends know that she was a Christian. She didn't want them to think she was weird and not cool. One day, one of Jean's friends invited her to her birthday party, but it was going to be on a Saturday. Jean knew that she should tell her friend that she has church that day, but she really lacked the confidence. What if her friends didn't want to hang out with her after she told them she had to go to church? She couldn't risk it.

1. How isn't Jean walking in the power of the Holy Spirit?

2. What advice would you give to Jean to help her overcome her problem?



"But whoever keeps His word, truly the love of God is perfected in him.

By this we know that we are in Him.

He who says he abides in Him ought himself also to walk just as He walked."

(1 John 2:5-6)

Instructions: Rewrite the correct statement below each incorrect statement and write down the reason why it is incorrect.

Statement 1

We can be baptized anywhere as long as there is water, such as in a pool or a bathtub.

Why? (Micah 7:19, Matthew 3:13, John 3:23)

Statement 2

Water baptism has no purpose and is just a symbolic act that shows that we believe in Jesus Christ.

Why? (Acts 2:38)

Statement 3

We baptize in the name of the Father, and of the Son, and of the Holy Spirit.



Why? (Acts 2:38; 4:12)


Statement 4

Water Baptism is not important because it has nothing to do with our salvation. We are saved by our faith alone.

Why? (James 2:14; Mark 16:16)

"Salvation?"

Defending
the
Truth



E2 Year 3 Book 3 Lesson 5—The Sacrament of Water Baptism

Homework Assignment

Name: _____ Parent signature: _____ Date: _____

Weekly Bible Reading: _____

Bible Reading: Check each box when you complete that day's reading.

Prayer: Check each box after you pray to God that day.

	Sun	Mon	Tue	Wed	Thu	Fri	Sat
Read							
Pray							

What I Learned from the Bible This Week

1. _____

2. _____

Memory Verse

Please write down this week's memory verse. (**Acts 2:38**)

Multiple Choice

1. _____ : Which of the following is NOT a sacrament?
 - a. Water Baptism
 - b. Holy Sabbath
 - c. Holy Communion
 - d. Footwashing
2. _____ : The purpose of water baptism is _____.
 - a. For the remission of sins
 - b. To receive the blood and body of Christ
 - c. To have a part with Jesus
 - d. To have faith
3. _____ : The person being baptized must _____.
 - a. Have the Holy Spirit
 - b. Have a repentant heart
 - c. Attend all weekday services
 - d. Read the entire Bible once
4. _____ : Which of the following is part of the correct water baptism?
 - a. Bowing the head
 - b. Baptizing in a pool or bathtub
 - c. Sprinkling water on your head
 - d. Clapping your hands

Short Answer

5. Give three examples of how you should live your life after receiving water baptism.

LESSON 6

WHO IS THE HOLY SPIRIT?

OBJECTIVES

1. To understand that the Holy Spirit is the Spirit of God and the Spirit of Christ.
2. To understand that the Holy Spirit is promised to God's people.
3. To understand the importance of the Holy Spirit in relation to our salvation.

MEMORY VERSE

"But the Helper, the Holy Spirit, whom the Father will send in My name, He will teach you all things, and bring to your remembrance all things that I said to you."

(John 14:26)

PRAYER

We thank You, Lord, for guiding us safely through another week. Today, we are going to learn about the Holy Spirit that You have promised to us since thousands of years ago. We are so thankful that You have chosen us to receive the Holy Spirit, so that He can guide us in the way that we should go. The Holy Spirit is a precious gift that You have given to us, so please help us to understand and focus in class, so that we will be able to apply the teachings from the lesson to our lives.



Overview

1. Bible Discovery & Spiritual Teaching

- o Who Is the Holy Spirit?
- o Prophecies concerning the Holy Spirit
 - In the Old Testament
 - In the New Testament
- o The Holy Spirit Descends
- o How Do I Pray for the Holy Spirit?

2. Linking to the Ten Basic Beliefs—Holy Spirit

3. Life Application—Praying with the Right Attitude

4. Activity—"Holy Spirit" Comic Strip



Background Knowledge for Teachers

Thousands of years ago, God promised His chosen people that He will dwell with them. When Jesus Christ was on earth, He also prophesied this promise to His disciples. In John 14:26, He tells them that He will send a Helper to be with them after His departure from earth. The prophecy finally came true when the Holy Spirit came down at Pentecost, while the disciples were in Jerusalem. After the Holy Spirit descended, the disciples were able to receive power and perform great miracles. More importantly, though, the Holy Spirit continued to guide and abide with them in their daily lives. Today, we are blessed to have the Holy Spirit abiding within us and guiding us, so that we also will be able to enter the kingdom of heaven, for the Holy Spirit is the "stamp" or "seal" that will allow us to be with God.



Reaching Out to Your Students

Students at this age have a good understanding that to have the Holy Spirit is to speak in tongues and that they have to pray earnestly to receive it. They also know that receiving the Holy Spirit is a requirement to enter into heaven. These are all fundamental understandings of the Holy Spirit. At this age, though, it is crucial to instill in the students a deeper understanding of the workings of the Holy Spirit. First, we must provide the students a clear picture about the nature of the Holy Spirit, and then connect the Holy Spirit with the way to our salvation.

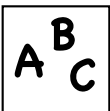


Opener

5 Minutes

If someone promised you that they would give your great grandchildren the power to fly, would you believe them? What if it was God that promised this to you?

God did not promise to give us the ability to fly, but rather, God promised to give us His precious Holy Spirit. Since God is the one that has given us this promise, this means that it is something that we can believe in and trust. Today, we are going to learn about the Holy Spirit and how God promised it to us thousands of years ago!



Vocabulary

prophecy: a prediction of the future, usually from God

intercede: to try to help settle an argument or disagreement between two or more persons or groups



Bible Discovery & Spiritual Teaching

30-35 Minutes

FOR TEACHERS

Hand out the Bible Discovery worksheet to the students now. Ask them to follow along and complete the worksheet as you go over the lesson.

Who is the Holy Spirit?

The Holy Spirit is the Spirit of God. (John 4:24)

In John 4:24, it tells us that God is Spirit, so the Holy Spirit is also Spirit. This means that it is something that we cannot see or hear but we can experience.

The Holy Spirit is the Spirit of Jesus Christ. (John 14:26)

The Holy Spirit is the Spirit that God will send in the name of Jesus Christ. In Paul's letter to the church in Philippi, Paul also encourages them, saying that the Spirit of Christ will deliver him from his difficulties (Phil 1:19).

Most of the time, we think of the Holy Spirit as a gift that we receive from God. However the Holy Spirit is actually living, and it also has a personality! Let us look at some examples.

1. The Holy Spirit has wisdom (1 Cor 2:10)

The Spirit is able to search the deep things of God, which means that it has knowledge about what to do, and it is also able to give us wisdom so that we are able to understand the character of God.

When Peter received the Holy Spirit, he gained great wisdom to be able to preach to a great multitude so that 3000 people came to be baptized. People were amazed at him because, even though he was only a lowly fisherman, Peter was able to have great power and wisdom in speaking. This was only possible through the power of the Holy Spirit. (Acts 4:13)

2. The Holy Spirit has emotions (Eph 4:30)

The Holy Spirit can feel sad when a person does something that is sinful or behaves in a way that is not appropriate for a child of God. The Holy Spirit can also feel joyful, too. There are testimonies of people who felt great joy and peace when they received the Holy Spirit!

3. The Holy Spirit intercedes for us (Rom 8:27)

This means that the Holy Spirit prays for us and helps to strengthen us so that we can do what God wants us to do.

From these examples, we can see that the Holy Spirit is more than just a blessing; it is a living being! What is even more amazing about the Holy Spirit is that it has been promised to us since before all of us were even born! Let us look into the Bible to see.

Prophecies about the Holy Spirit

A. In the Old Testament

1. There will be miracles and signs when the Holy Spirit comes down (Joel 2:28-29)

From this verse, we can see that God has already promised to pour out His Spirit on us, and that when we receive it, there will be many different miracles that will happen. People will see visions and also experience great miracles. Today, we can see this come true in the church. Many members have seen visions given to them by God and also have been able to experience miraculous healings.

2. There will be abundance of blessings from the Lord (Isa 44:3)

Not only will God pour out His Holy Spirit, but God will also give us blessings! This means that through the Holy Spirit, we will also receive other blessings from God, such as being able to have peace and joy in our hearts when we are encountering trials!

3. We will be able to talk to God directly (Ezek 39:29)

When God has poured down the Holy Spirit, this also means that we will be able to talk to Him face to face. It is a blessing that we are able to stand before God and pray to Him directly!

B. According to Jesus Christ

1. The Holy Spirit is a gift we must ask for (Lk 11:13)

Jesus Christ talks about the Holy Spirit to His disciples. He compares the Holy Spirit to a gift from God; however, we have to ask for this gift. If we do not ask for the Holy Spirit, we will not get it. Therefore, it is so important for us to concentrate in prayer and ask God for the Holy Spirit.

2. Jesus Christ has promised that He will send a Helper to us that will abide with us. (John 14:16, 26)

This Helper is the Holy Spirit! This means that the Holy Spirit is able to be with us at all times and is able to help us in our time of need. The Holy Spirit can also help us to remember the things that God has taught to us!

3. Jesus Christ also promised that we will receive power when the Holy Spirit comes (Acts 1:8)

Jesus Christ instructs the disciples and tells them that they will receive power when the Holy Spirit comes on them. This is not just any kind of power, but rather, it is the power to preach the gospel and be witnesses to who Jesus Christ is.

The Holy Spirit Descends

All of the prophecies in the Old Testament and the promises of Jesus Christ came true on the Day of Pentecost. As the Bible records in Acts 2, there were 120 disciples of Jesus Christ praying together for the Holy Spirit. As they were praying, all of sudden there was the sound of a mighty wind from heaven that filled the whole house. The disciples were filled with the Holy Spirit and began to speak in tongues! After this experience, Peter and the disciples of Jesus Christ knew that they had just received the Holy Spirit. After receiving the Holy Spirit, Peter was able to stand up and preach to thousands of people. As a result, there were 3,000 people that came to be baptized! From this passage, it indicates that we know a person has received the Holy Spirit when they speak in tongues.

How Do I Pray for the Holy Spirit?


Today, we can also pray for and receive the Holy Spirit! From Luke 11:13, we know that we have to ask to receive the Holy Spirit. However, what kind of attitude should we have when asking for the Holy Spirit? [Wait for students to answer.]

1. Have Faith and Be Earnest (Luke 11:8-13)

We have to keep knocking and being persistent when asking for the Holy Spirit. God has already promised the Holy Spirit to us, so we need to have faith and believe that Jesus Christ will really give us the Holy Spirit (Mk 11:24).

2. Be Humble and Repent

When asking for the Holy Spirit, we must have a heart of humility. God does not hear sinners, so before we ask for the Holy Spirit, we have to repent sincerely and ask God to forgive our sins (Jn 9:31). This is not saying that we have to be perfect to receive the Holy Spirit, but rather, that we need to have a heart that is humble and soft, so that God will be able to enter into it!



Linking to the Ten Basic Beliefs

2-5 Minutes

The Holy Spirit

The Holy Spirit is very important to our faith because it is key evidence that we are the true church and that we have the abidance of God within us. Through the Holy Spirit, we are able to receive power. It is our Helper in our walk of faith.



Check for Understanding

5 Minutes

- 1. Who is the Holy Spirit?** The Holy Spirit is the Spirit of Christ and the Spirit of God.
- 2. What are some ways that we know that the Holy Spirit is not just an object or thing?** The Holy Spirit has wisdom, emotion, and is able to intercede for us.
- 3. How do we know if a person has received the Holy Spirit?** The person will speak in tongues.
- 4. What kind of attitude should we have when praying for the Holy Spirit?** Humble, earnest, believing, and repentant.



Life Application

10 Minutes

[Pass out Life Application Worksheet #1 and read the letter from Peter aloud to the class.] Have students write a response to the letter. If students need help, they can use the cloze version of the letter. Next, have students read their responses.

Just like Peter, we can often become discouraged when we keep praying. However, it is important to remember that God has His plan for everyone. Just because God did not give Peter the Holy Spirit does not mean that God was not listening! We must continue to have faith and also to repent for any sins that we have committed, for God will give the Holy Spirit in His time.

On a separate sheet of paper, students will write their own prayer to God, as well as an encouragement to Peter which will remind him that God is listening and that we just have to keep on praying earnestly and with persistence. A cloze version has also been provided below for students that need help coming up with their own prayer.

Letter to Peter (Cloze Version)

Dear Peter,

You may be discouraged because it may seem like God is not listening, but it is important to remember _____ . God has promised to give us the Holy Spirit but He requires that _____ . Keep praying to God because He always listens. This time in prayer, maybe you can.

Sincerely,

Prayer (Cloze Version)

Dear God,

I praise and thank You for: _____ .
 I am praying to You about: _____ .
 Please let Your will be done!

Sincerely,



Activity

"Holy Spirit" Comic Strip

10-15 Minutes

Objective: To reinforce the teachings about the Holy Spirit through a comic strip.

Materials

- White paper
- Pencil
- Bible
- Crayons, colored pencils

Instructions

1. Cut a piece of paper in half lengthwise, and then tape the shorter ends together to make a sheet of paper that is 4 inches wide and 23 inches long.
2. Divide the strip into 8 sections. (They do not have to be all the same size but they can be)
3. Students will then create a comic strip that addresses the following prompt:

Draw a comic strip that will introduce who the Holy Spirit is to a friend. It should contain an explanation about who the Holy Spirit is and also three Bible verses that describe the Holy Spirit. Lastly, it should also include how to receive the Holy Spirit and what is evidence of receiving the Holy Spirit.

4. Have students color in the comic strip!

HOMEWORK ANSWER KEY

1. True
2. True
3. False
4. A
5. C
6. B
7. We have to be humble and earnest when praying for the Holy Spirit.
8. The Holy Spirit has emotions, wisdom, and it can also intercede for us.



THE PERSONALITY OF THE HOLY SPIRIT

<p>1) 1 Corinthians 2:10</p> <p>The Holy Spirit has _____.</p> <p>The Holy Spirit is able to help us understand the word of God and also the will of God!</p>	<p>2) Romans 8:27</p> <p>The Holy Spirit _____ for us.</p> <p>The Holy Spirit is able to look into our hearts and see where our weaknesses are. Not only is He able to see our weaknesses, the Holy Spirit can pray for us and help us to grow stronger.</p>
<p>3) Ephesians 4:30</p> <p>The Holy Spirit has _____.</p> <p>Just like a person, the Holy Spirit is able to express emotions, such as joy or sadness.</p>	<p style="text-align: center;">Conclusion</p> <p>The Holy Spirit is _____!</p> <p>From these examples, we can see that the Holy Spirit is not just an object that God gives us, but a being!</p>

PRAYING with the RIGHT ATTITUDE

Instructions: Write a letter to Peter to encourage him to keep praying for the Holy Spirit. Think about the promises of God and use the Bible to show Peter the importance of being persistent in prayer.



Dear Elementary 2 Students,

I am ready to give up! Prayer does not work! I have been praying for the Holy Spirit every day, but God does not seem to be listening. In my prayers, I have been asking and asking, but now I am starting to feel like I am talking to myself. I have hit a wall! Please help me!

Sincerely,
Peter

Dear Peter,

Sincerely,

Now this is the confidence that we have in Him, that if we ask anything according to His will, He hears us. (1Jn 5:14)

E2 Year 3 Book 3 Lesson 6—Who Is the Holy Spirit?

Homework Assignment

Name: _____ Parent signature: _____ Date: _____

Weekly Bible Reading: _____

Bible Reading: Check each box when you complete that day's reading.

Prayer: Check each box after you pray to God that day.

	Sun	Mon	Tue	Wed	Thu	Fri	Sat
Read							
Pray							

What I Learned from the Bible This Week

1. _____

2. _____

Memory Verse

Please write down this week's memory verse. (John 14:26)

True or False

1. The Holy Spirit is the Spirit of God. _____
2. The Holy Spirit has emotions. _____
3. In order to enter heaven, we only have to receive the Holy Spirit. _____

Multiple Choice

4. _____ : When did the Holy Spirit descend?
 - a. On the Day of Pentecost
 - b. When Jesus Christ ascended to heaven
 - c. When Jesus Christ was born
5. _____ : What is the evidence of receiving the Holy Spirit?
 - a. Our bodies will shake and move.
 - b. We have love and joy in our hearts.
 - c. We speak in tongues.
6. _____ : To receive the Holy Spirit, we need to _____.
 - a. Practice speaking in tongues
 - b. Ask and pray earnestly
 - c. Just wait for God to give it us

Short Answer

7. What kind of attitude should we have when praying for the Holy Spirit?
8. How do we know that the Holy Spirit is not an object?

LESSON 7

THE HOLY SPIRIT TRANSFORMS US

OBJECTIVES

1. To recognize that the Holy Spirit has the power to transform our lives.
2. To know the importance of bearing the fruit of the Holy Spirit.
3. To understand what it means to be filled with the Holy Spirit.

MEMORY VERSE

"Likewise the Spirit also helps in our weaknesses. For we do not know what we should pray for as we ought, but the Spirit Himself makes intercession for us with groanings which cannot be uttered."

(Romans 8:26)

PRAYER

Thank You, Lord for gathering us here to have class together in Your holy name on this blessed Sabbath. We give You praise and pray that You will help us to focus and learn in class today. We know that You have poured out Your precious Holy Spirit on us, so that we can become better Christians and overcome our weaknesses. May You continue to guide us in our class today.



Overview

1. Bible Discovery and Spiritual Teachings

- a. How Can the Holy Spirit Transform Us?
 - The Holy Spirit Cleanses and Sanctifies Us
 - The Holy Spirit Gives Us Power
 - The Holy Spirit Guides Us to Understand the Truth
 - The Holy Spirit Helps Us to Bear Fruit
- b. How Can We Be Filled With the Holy Spirit?

2. Linking to the Ten Basic Beliefs—The Holy Spirit

3. Life Application

- a. The Holy Spirit in Action
- b. Testimony: Be Transformed by the Holy Spirit

4. Activity—The Fruit of the Holy Spirit



Background Knowledge for Teachers

The Holy Spirit came down after Jesus Christ ascended to heaven. Jesus Christ had commanded His disciples to remain in Jerusalem until the Holy Spirit had come (Ac 1:4, 8). The Holy Spirit would give them power so that they would be able to witness to the people about the gospel of Jesus Christ. On the Day of Pentecost, the disciples prayed together and it was then that there was a sound from heaven like a rushing mighty wind that filled the whole house. Tongues of fire rested on each of them, and they were filled with the Holy Spirit and began to speak in tongues. After being filled with the Spirit, Peter and the other disciples knew that they had received the promised Holy Spirit, and, with great power, began to preach the gospel to the people.



Reaching Out to Your Students

Students in Elementary 2 should already know to pray for the Holy Spirit and may know that it is important. However, they may have difficulty explaining why it is important to them. Therefore, it is crucial to emphasize the importance of receiving the Holy Spirit, not only because we need it to enter heaven, but also because it has the power to change our lives. There may be a few students in your class who have already received the Holy Spirit. This lesson presents a great opportunity for those students to share how the Holy Spirit has changed them. Hearing the experiences of their peers can encourage the students who have not yet received the Holy Spirit to persevere in their prayers.



Opener

5 Minutes

[Draw or show a picture of a caterpillar on the board.] Ask the students: "What will happen to this caterpillar as it eats and grows?" [Wait for students to respond.]

Yes, the caterpillar will eventually create a cocoon and evolve into a beautiful butterfly. [Show a picture of a butterfly.] Now, let us compare these two pictures. What do you see that is the same or different? [Wait for students to respond.]

The caterpillar went through a transformation, or change, to become the butterfly. Today, we also go through a transformation when we receive the Holy Spirit. Let us look into the Bible to see how the Holy Spirit can spiritually transform us.



Vocabulary

transform: to change in form or in appearance
sanctify: to make free or pure from sin or guilt
quench: to put out or to stop



Bible Discovery & Spiritual Teaching

30-35 Minutes

The Holy Spirit is the Spirit of God and the Spirit of Christ. We know that we have to receive the Holy Spirit to enter into heaven (Eph 1:13-14). Did you know, though, that the Holy Spirit can actually help us in our daily life? The Holy Spirit has the power to transform our lives. Let us look at the different ways that we can change through the Holy Spirit.

The Holy Spirit Cleanses and Sanctifies Us (2 Th 2:13)

We must give thanks to God for choosing us for salvation and for giving us the Holy Spirit to sanctify, or cleanse, us for our sins. As human beings, we are very weak, so without the Holy Spirit, it can be difficult to live a holy and pure life. God gives us the Holy Spirit so that we can overcome our weaknesses. The Holy Spirit will help us to be holy and also make us more sensitive to sin. For example, when we are filled with the Holy Spirit, we will feel guilty when we sin. The Holy Spirit is what softens our hearts and allows us to be aware of our sins so that we

can repent for them. This is how the Holy Spirit continues to sanctify us every day.

The Holy Spirit Gives Us Power (Acts 1:8)

Jesus Christ Himself promised us that the Holy Spirit will give us power. In Acts 2, Peter stands up and speaks to a large crowd after he receives the Holy Spirit. Peter's powerful preaching cut to the heart of the men because he had the Holy Spirit abiding in him. Today, the Holy Spirit can also help us to preach the gospel to our friends, as well as guide us in our servitude to God. Not only will the Holy Spirit give us power to serve, but He will also give us the strength to overcome the sins in our life. In Paul's letters to the churches, he would often pray for the churches, so that they could be strengthened through the Holy Spirit (Eph 3:16). This means that if we are filled with the Holy Spirit, we will also have the spiritual strength to resist sin and live the holy life that God wants us to live.

The Holy Spirit Guides Us to Understand the Truth (Jn 16:12-13)

Before receiving the Holy Spirit, there were many things that Jesus Christ said to His disciples that they did not understand. The disciples were often confused by the words of Jesus Christ. However, He promised the disciples that the Holy Spirit would guide them to understand and remember what He had spoken to them. This came true, as recorded in the Acts of the Apostles! After the Holy Spirit came down, the disciples were able to remember the words of Jesus Christ in their preaching. Today, in our walk of faith, the Holy Spirit can work in the same way through us. Before receiving the Holy Spirit, we may have a difficult time understanding the truth that is in the Bible. After we receive the Holy Spirit, though, He can open our eyes to understand the will of God through God's words in the Bible. The Holy Spirit will not only guide us and help us understand the words of God in the Bible, but it will also help us live our life according to the teachings in the Bible.

The Holy Spirit Helps Us to Bear Fruit (Gal 5:22-23)

When we receive the Holy Spirit, not only will we be empowered not to sin, but we will also be able to bear the fruit of the Holy Spirit. From the verse, we can see that there is only one fruit, which has many virtues. These virtues are the characteristics of God: love, joy, peace, longsuffering, kindness, goodness, faithfulness, gentleness, and self-control. When we have the Holy Spirit, we will


display these virtues naturally and will also stop committing the sins that we committed before. For example, if we are a person who is angered easily, the Holy Spirit will help us to have more patience. In this way, our nature will become more like God's, for He wants us to be perfect, just as He is perfect. The only way that we can achieve this is through the Holy Spirit (Mat 5:48).

How Can We Be Filled With the Holy Spirit?

After we have received the Holy Spirit, it is important that we continue to pray for the fullness of the Holy Spirit. The Bible teaches us not only to pray for the Holy Spirit but also for the fullness of the Holy Spirit (Eph 5:18). Think of your body as a container or jar; the Holy Spirit is like water that continually flows into us (Jn 4:14). If a container is not completely full, it can easily be moved or pushed over. Conversely, if it is full, then it is a lot more difficult to move. In the same way, when we are filled with the Holy Spirit, it will be harder for us to be swayed by the world to sin. Instead, those who are filled with the Holy Spirit are able to display God's love, purity, and power to the people around them. We need to pray for the fullness of the Holy Spirit, so that God will always abide in us, blessing us with peace, comfort, and joy in our hearts.

FOR TEACHERS

Hand out the Bible Discovery worksheet to the students. Give them time to fill in the blanks, and then go over the answers as a class.



Linking to the Ten Basic Beliefs

2-5 Minutes

The Holy Spirit

After students have received the Holy Spirit, it is important to encourage them to pursue the fullness of the Holy Spirit. The Holy Spirit not only has the power to seal us as a child of God but more importantly, it has the power to change a person. The continual renewing and transforming power of the Holy Spirit is what aids us in our walk of faith and is something that we have to pursue steadfastly on our journey of faith.



Check for Understanding

5 Minutes

- 1. Who is the Holy Spirit?** It is the Spirit of God or the Spirit of Christ.
- 2. How can the Holy Spirit transform us?**
 - a. The Holy Spirit can cleanse and sanctify us.
 - b. The Holy Spirit can help us to bear spiritual fruit.
 - c. The Holy Spirit can give us power to serve God.
 - d. The Holy Spirit can help us to understand the word of God.
- 3. What does it mean to be filled with the Holy Spirit?** It means that we are continually displaying the fruit of the Holy Spirit in our hearts and we do not easily sin.



Life Application

10 Minutes

1. THE HOLY SPIRIT IN ACTION

[Hand out Life Application Worksheet #1 to the students. Read each scenario, and have students match it to one way the Holy Spirit helps us. Answers: A1, B3, C4, D2.]

2. TESTIMONY: BE TRANSFORMED BY THE HOLY SPIRIT

[Hand out Life Application Worksheet #2 to the students. Read the testimony to the students, or read together as a class or individually. After reading the testimony, go over the discussion questions.]

1. What are some of the things that Jennifer did when she was praying for the Holy Spirit?
2. What transformation did Jennifer go through?
3. How did the Holy Spirit help Jennifer after she received the Holy Spirit?
4. How are you going to show your determination to receive the Holy Spirit? What can you improve on in your prayer?

Note: If there is extra time, now would be a great opportunity to share how you received the Holy Spirit.



Activity

The Fruit of the Holy Spirit

10-15 Minutes

Objective: To remind the students about the fruit of the Holy Spirit.

Materials

- Glue
- Purple, light green, and brown construction paper
- Scissors
- Markers
- Crayons

Instructions

1. Cut out nine circles from the purple or light green construction paper.
2. Write on each circle a virtue of the fruit of the Holy Spirit. There are nine in all.
3. After they have finished writing the virtue, have them draw a small symbol underneath the word to represent the virtue. For example, the symbol for "love" can be a heart or two people holding hands. Repeat this for all the virtues.
4. Glue the circles together to form a bunch of grapes. Students can cut out a stem from the brown construction paper and glue it on.
5. When finished, hang it up in the classroom or ask the students to take it home!

HOMEWORK ANSWER KEY


1. True
2. False
3. True
4. Love, joy, peace, longsuffering, kindness, goodness, gentleness, faithfulness, and self-control
5. Answers may vary. Possible answer: It can make us be more aware of our sins and empower us to resist sin.

THE HOLY SPIRIT TRANSFORMS us

Directions: Read the verse and fill in the blanks.

2 Thessalonians 2:13

"But we are bound to give thanks to God always for you, brethren beloved by the Lord, because God from the beginning chose you for salvation through _____ by the Spirit and belief in the truth."




The Holy Spirit _____ us.

The Holy Spirit makes us sensitive to sin and helps us to live a holy life that God would be pleased with.

Acts 1:8

"But you shall receive _____ when the Holy Spirit has come upon you; and you shall be witnesses to Me in Jerusalem, and in all Judea and Samaria, and to the end of the earth."




The Holy Spirit gives us _____.

The Holy Spirit will empower us to preach the gospel and give us the strength to overcome our sinful nature.

John 16:12-13

"I still have many things to say to you, but you cannot bear them now. However, when He, the Spirit of _____, has come, He will guide you into all _____; for He will not speak on His own authority, but whatever He hears He will speak; and He will tell you things to come."




The Holy Spirit helps us to understand the _____.

The Holy Spirit can open our minds to understand the words of God in the Bible.

Galatians 5:22-23

"But the _____ of the Spirit is love, joy, peace, longsuffering, kindness, goodness, faithfulness, gentleness, self-control. Against such there is no law."



The Holy Spirit helps us to bear the _____ of the Holy Spirit.

The Holy Spirit will help us bear spiritual virtues that will make our nature more like God's.

Directions: Draw a line to match each scenario with one way the Holy Spirit helps us.

Amanda is walking home from school, as she does every day. As she is walking, she sees a few bills fall from the backpack of the student in front of her. After noticing that she is the only one who saw the money fall out, she picks up the money. In her heart, there is a quick thought telling her just to keep it. No one would know! The moment the thought comes into her mind, she feels a pang in her heart. The Holy Spirit is reminding her not to sin, and at that moment, Amanda knows what she has to do. After catching up to the student who had dropped the money, she taps him on the shoulder and says, "You dropped this!"

Before receiving the Holy Spirit, Paul had a difficult time understanding what he was reading in the Bible. He could read all the words, but nothing would make any sense. Now that he had the Holy Spirit, he found that he could understand the Bible more than he had before. Also, now when he encountered passages he didn't understand, Paul would pray to God to give him the wisdom to understand.

Timothy's parents were so amazed at the changes in his behavior after he had received the Holy Spirit. Timothy was no longer angry all the time, and was now even willing to help out with chores around the house. Most importantly, he was more gentle and loving towards his younger brother. Seeing his transformation, his parents praised and gave thanks to God, because they knew that it was God's Holy Spirit that transformed Timothy.

Lisa had a difficult time talking to her friends about church, but after she received the Holy Spirit, she was so certain that God existed. She was so excited about the precious gift that God had given her that she actually wanted to share it with her friends. Even though she made the determination to preach to her friends, she still felt nervous. She would question herself, thinking, "What if they think I'm weird?" or "What if they don't want to be friends with me anymore?" She shared her thoughts with her older sister, who encouraged her and prayed with her. The next day during lunch, Lisa spoke to her friends about God, and, to her surprise, her friends were respectful and didn't make fun of her. One friend was even interested in going to church with her!

THE Holy Spirit IN ACTION

1. The Holy Spirit sanctifies us.



2. The Holy Spirit gives us power.



3. The Holy Spirit helps us to understand the truth.




4. The Holy Spirit helps us to bear the fruit of the Holy Spirit



Testimony: Be Transformed by the Holy Spirit

There was a young sister named Jennifer who was always very angry and impatient with her grandmother. No matter what her grandmother did, it would always annoy Jennifer to the point that she would just ignore her. It was impossible for the two of them to get along!



One day at church, there was a special prayer session, and Jennifer was encouraged to go up to the front to pray with all of the other RE students. She really wanted to receive the Holy Spirit because all of her friends had already received it. Her heart was determined to pray to God until she received it. As she knelt down to pray, she asked God to give her the Holy Spirit. It was at this time that God made her think about all the things that she did wrong: how she talked back and disrespected her grandmother. In the prayer, Jennifer was shocked by all the sins that she had committed. She shed many tears of repentance and asked God to help her overcome her impatience and anger. As she prayed and prayed, she suddenly felt



that God had lifted the burden from her heart and replaced it with warmth. Her tears of sadness became tears of joy as she realized that God had helped her. When the prayer ended, the pastor told her that she had received the Holy Spirit. Jennifer was so joyful when she heard the news!

When she got home later that night, Jennifer was so joyful that she couldn't sleep. She began to think about the great gift that God had given her and how she would repay Him. It was at this time that she realized she needed to change her behavior towards her grandmother. God had already forgiven her sins and now it was time for her to repay that love.

In the following months, the relationship between Jennifer and her grandmother slowly improved. Jennifer was able to be more patient when talking to her grandmother. There would still be times when Jennifer would get upset, so she would pray to God to help her have more love. Over time, Jennifer came to understand her grandmother better and they were able to talk to each other naturally. This could only be possible through the power of the Holy Spirit! Praise the Lord!



Discussion Questions

1. What are some of the things that Jennifer did when she was praying for the Holy Spirit?
2. What transformation did Jennifer go through?
3. How did the Holy Spirit help Jennifer after she received the Holy Spirit?
4. How are you going to show your determination to receive the Holy Spirit? What can you improve on in your prayer?

LESSON 8

THE SACRAMENT OF FOOT WASHING

OBJECTIVES

1. To understand that the purpose of the Sacrament of Foot Washing is to have a part with Jesus and receive eternal life.
2. To recognize that foot washing is a demonstration of the love of Jesus Christ for us.
3. To remember that foot washing is a call for Christians to live a holy life.

MEMORY VERSE

"Peter said to Him, 'You shall never wash my feet!' Jesus answered him, 'If I do not wash you, you have no part with Me.'"

(John 13:8)

PRAYER

Our heavenly Father, thank You for guiding us through this week so that we are able to gather together here for class. Today, we will be learning about the Sacrament of Foot Washing and the important role it plays in our salvation. Please open our hearts and minds so that we are able to remember the teachings from this lesson and apply them to our life. May all the praise and glory be unto Your holy name.



Overview

1. Bible Discovery & Spiritual Teaching

- a. The Sacrament of Foot Washing
 - Jesus Washes the Feet of the Disciples
 - Jesus Christ and Peter
 - Jesus Christ Has Set the Example
- b. What Can We Learn from Foot Washing?
 - Love of Jesus Christ
 - Serve in Humility
 - Walk in Holiness

2. Linking to the Ten Basic Beliefs—Sacrament of Foot Washing

3. Life Application—What Is Foot Washing Today?

4. Activity—Washing Each Others' Feet



Background Knowledge for Teachers

The custom of foot washing came from the Ancient East. When a guest would arrive, a slave or servant would remove the guest's sandals, wash their feet, and then dry their feet with a towel. This was so that the sandals would not bring in dirt that had been picked up along the road into the home.

The Bible has made several references to foot washing. In Genesis 18:4, Abraham received the three angels by telling them, "Please let a little water be brought, and wash your feet, and rest yourselves under the tree." Abigail also washed the feet of King David when she agreed to be his wife (1 Sam 25:41). In the New Testament, foot washing remained a custom. Jesus scolded Simon for not providing water for Jesus to clean His feet when He entered his home (Lk 7:44). During the time of the Apostles, the washing of the saints' feet by elderly widows was a virtuous service (1 Tim 5:10). However, what makes the Sacrament of Foot Washing in John 13 different from this Jewish custom was that Jesus Christ broke tradition by washing His disciples' feet. Usually, it was the master whose feet would be washed by their servants; however, Jesus Christ, the Master and Teacher, was willing to wash His disciples' feet. He set for us an example of His love, humility, and forgiveness.

Jesus Christ's actions also set up the Sacrament of Foot Washing, which now has a direct role in our salvation. Today, we need to have our feet washed so that we can have a part with Him and so that we can follow in the example that He has set for us. We continue to perform the Sacrament of Foot Washing as one of the three sacraments in True Jesus Church all over the world.



Reaching Out to Your Students

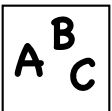
Students are familiar with how the Sacrament of Foot Washing is performed; however, they may not remember the purpose behind it or the spiritual teachings that we can learn from it. During the lesson, it will be important to reach out to your students concerning the purpose and teachings of foot washing, which is to have a part with Jesus not just once but daily. Since this can be an abstract concept for students, it is important to give examples of what it actually looks like. For example, from Jesus Christ's display of love, we can ask students to reflect on showing kindness to someone who had once been a bully, or from Jesus' humility, reflect on serving someone who they think is not as good or important as them. Using concrete examples, we can explain to our students what it actually means to live a life that shows that we are a part of Jesus Christ.



Opener

5 Minutes

Today, we usually wear sneakers or other closed-toe shoes, but in the time of Jesus, people wore sandals, and as a result, their feet would become dirtied by the roads they were walking on. Would you ever want to wash another person's feet, especially if they had been walking in sandals all day? [Wait for students to respond.] Their feet would probably be very dirty from all the dust and dirt that their feet have collected. If they stepped in a puddle on the way, their feet would be wet and muddy. Usually, the feet are the part of the body that most people would not want to touch because they can be dirty and smell bad. But, do you know who was willing to wash the stinky and dirty feet of twelve men? [Wait for students to respond.] Yes, Jesus Christ was willing to wash the feet of His twelve disciples. He took great care to wash their dirty feet and show His great love for them. Let us look at the example that Jesus Christ has given to us!



Vocabulary

gird: to secure a garment on the body
humility: the quality of not being proud or arrogant



Bible Discovery & Spiritual Teaching

30-35 Minutes

A. The Sacrament of Foot Washing

Jesus Washes the Feet of the Disciples

Let's read John 13:1-5. Jesus Christ knew that it was time for Him to depart from the world and be crucified on the cross. He was to leave the twelve disciples that He loved and with whom He had spent three whole years! In John 13:1, it says that Jesus Christ loved them all to the end, including Judas Iscariot, the one that was going to betray Him! The love of Jesus Christ was so great that He decided to wash all of their feet. The task of washing feet was usually given to servants who were serving their masters. However, Jesus Christ, the Teacher and Master, broke this custom by washing the feet of His disciples.

Jesus Christ got up from supper and laid aside His garments. He girded, or tied, a towel around His waist and then poured water into a basin. This was in preparation to wash the disciples' feet. After washing their feet, He

would then take the towel that He had girded Himself with and use it to dry their feet. Let us put the events in order!

FOR TEACHERS

Hand out the Bible Discovery worksheet and have the students complete Part 1 of the worksheet. Provide guidance where needed.

ANSWER KEY

Today, when we perform the Sacrament of Foot Washing, we follow the exact steps Jesus Christ took! An elder, pastor, or deacon performs the foot washing sacrament in the name of the Lord Jesus. He represents the Lord Jesus in washing the feet of the newly baptized person. Using a basin filled with water, he washes the believer's feet and then dries them with a towel.

Now, let us turn to John 13:6-11 to look at a special interaction between Jesus Christ and Peter.

Jesus Christ and Peter

When Jesus came before Peter to wash his feet, Peter asked Jesus, "Lord, are You washing my feet?" Peter asked this question not because he didn't know what Jesus Christ was doing but because he didn't understand why Jesus Christ was washing His disciples' feet. Jesus Christ responded, "What I am doing you do not understand now, but you will know after this." Jesus knew that Peter did not understand the reason behind His actions because it went against the custom of the time. Traditionally, the servants and slaves would wash the feet of their master, not the other way around, so how could the Messiah and Son of God wash the feet of His lowly disciples? It was at this point that Peter said to Jesus, "You shall never wash my feet!" It was at this time that Jesus told Peter the reason why He must wash his feet! Jesus Christ said, "If do not wash you, you have no part with Me." When Peter heard this, he was shocked! He wanted very much to be with Jesus Christ in the heavenly kingdom. Peter changed his mind and quickly said to Jesus, "Lord, not my feet only, but also my hands and my head!" Jesus replied, "A person who has had a bath needs only to wash his feet; his whole body is clean."

Why was Jesus Christ talking about a bath? [Wait for students to respond.]

Jesus was actually talking about water baptism. After water baptism, our sins are washed away, but we still need to have our feet washed. Jesus Christ's actions are not only an expression of love and humility to His disciples, but also a direct relation to our salvation. Today, if we do not have our feet washed then, we would not be a part of Jesus Christ and would not be able to enter into the heavenly kingdom.

FOR TEACHERS

Have students complete Part 2 of the worksheet.

Jesus Has Set the Example

Let us read John 13:12-17! After Jesus Christ had finished washing all their feet, He asked the disciples, "Do you know what I have done to you?" Jesus Christ did not have much time left before He had to leave them, so He set this example for them to follow. Now, He expected them to serve each other in the same way. Jesus Christ did not only set this example for His disciples; today, we also have to follow in His footsteps and apply the teachings of foot washing to our lives.

B. What Can We Learn from Foot Washing?

The Sacrament of Foot Washing can teach us three things.

1. The Love of Jesus Christ

Jesus Christ knew that He would have to leave His disciples very soon because the time was coming for Him to be crucified. To show His love, Jesus Christ washed the feet of all His disciples, including the one who was going to betray Him, Judas Iscariot. Jesus was willing to bow down before Judas and lovingly wash his feet. Through this action, Jesus shows us how great His love was, because it is very difficult to be nice to someone who is about to cause you great harm.

From Jesus' example, how do you think we should treat people who have hurt us? [Wait for students to respond.]

Even if we find it very difficult, we need to be determined to forgive them, since that is what God wants us to do. In our prayers, we can also pray to God for strength to let go of our pain and to forgive others.

2. The Humility of Jesus Christ

Jesus Christ was of higher status than His disciples; however, He was still willing to lower Himself before His disciples to wash their feet (Jn 13:12-14). In Philippians 2:3, it mentions that humility is valuing others above you, which is exactly what Jesus Christ did! He did not look at His own interests, but looked at the interests of others. Today, we can imitate Jesus Christ and serve people with humility. At home, we can help our parents with chores or help our younger siblings with their homework. We can show our humility at church by picking up pieces of trash that we see on the ground or by letting the elderly members go before us during lunch.

What are some other ways we can set a good example in humility? [Wait for students to respond.]

We can see that there are many ways we can be just like Jesus Christ by humbly serving the people around us.

3. Living in Holiness

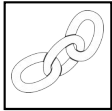
Where do our feet take us? What kind of lives do we lead? For example, do our feet take us to play violent video games at a friend's house, or do they take us to listen to and sing hymns? The Sacrament of Foot Washing is a reminder to no longer walk in sin, but to walk in the footsteps of Jesus Christ. This means that we have to imitate Him in how we speak and act.

What are some things that we can do to keep our feet clean and holy? [Wait for students to respond.]

Praying and reading the Bible play crucial roles in helping us to keep holy. For it is only through walking in the way of Jesus Christ and following the teachings of the Bible that we are able to keep ourselves on the right path.

Even though we do not physically wash the feet of the people around us today, we can wash their spiritual feet by making sure that our actions and words show our love and humility. Lastly, Jesus Christ has promised us, "If you know

these things, blessed are you if you do them" (Jn 13:17). If we follow what Jesus Christ has commanded us, then our heavenly Father will surely bless us!



Linking to the Ten Basic Beliefs

2-5 Minutes

The Sacraments follow the order that is in the Bible:

1. Water Baptism
2. Foot Washing
3. Holy Communion

The Sacrament of Foot Washing is a unique sacrament in that many other denominations consider foot washing as merely a symbolic act that is not related to salvation. However, Jesus Christ Himself commanded us to do it so that we can have a part with Him. This is an important part of our beliefs! Lastly, Jesus Christ stated that if we do it, then we will be blessed!



Check for Understanding

5 Minutes

1. **Who performs the Sacrament of Foot Washing?** Pastor, Deacon, or Elder.
2. **Who would not let Jesus wash his feet? Why? What did Jesus say in response?** Peter; only servants washed others' feet and Jesus was his Master; "If I do not wash you, you have no part with Me." (John 13:8b)
3. **What are the three teachings that we can learn from the Sacrament of Foot Washing?**
 - To love and forgive as Jesus Christ did
 - To serve others in humility
 - To live a life of holiness



Life Application

10 Minutes

WHAT IS FOOT WASHING TODAY?

Today, we no longer have our feet washed when we go into someone's house nor do we wash the feet of others. However, we can apply the attitude of foot washing into our daily life. Jesus Christ has commanded us to wash the feet of others not only in a physical sense, but also symbolically. He has commanded us to wash each other's feet in the same way He washed the disciples' feet. There are many ways we can wash the spiritual feet of others.

1. We can forgive those who have wronged us.

Jesus Christ has already set the example for us in this. He was willing to wash the feet of Judas Iscariot, a person who was going to cause Him great harm. Through His action of washing Judas' feet, Jesus Christ was showing him forgiveness and love. So, let us think about times when we have been wronged by our family or friends:

- Are we able to forgive them for the wrong they might have committed against us?

If we are unable to forgive them, then we are unwilling to wash their spiritual feet. Oftentimes, forgiving is very difficult to do because we usually want to hold on to our anger and our hurt. However, the Bible tell us, "Do not let the sun go down on your wrath" (Eph 4:26). We should not keep our anger but rather learn to let go and forgive the people who have wronged us. Jesus forgave and continues to forgive, and, through prayers, we can ask God to give us a merciful heart to forgive just as Jesus forgives.

2. We can serve the people around us.

Just as Jesus Christ served His disciples by washing their feet, we should follow His example and serve as well. Our service does not have to be a great act. It can be something as simple as picking up a piece of trash on the ground or doing our cleaning duties without complaining, but it must be done with humility and love.

- What are some other ways that we can wash the feet of others with our servitude?

Jesus Christ loves us so much that He has already washed our feet and set the example for us to follow. Our behavior and actions are so important because it is how Jesus Christ will be able to wash the feet of others through us.

[Have students fill in the first box of the worksheet. Ask volunteers to share their answers.]

3. We can walk on the holy path with Jesus Christ.

Every day, our feet take us to many places, but their most important role is to help us walk with Jesus Christ so that we can make sure that everything we do or say glorifies His name. In order to walk with Him, we must make sure we follow what He has commanded us, such as the Ten Commandments, and also make sure our heart and mind are just like His. Our thoughts should be holy and pure like His. So, when we walk with Jesus, we won't fill our thoughts with inappropriate movies or video games.

- What are some things that we can do to keep our heart and minds pure? [Have students write down their answers in the second box of the worksheet.]

Prayer and Bible reading are the keys to keeping our hearts and minds pure and holy. If we are filled with the spirit and word of God, it will be very easy for us not only to have the mind and heart of God, but also to walk with Jesus Christ. Lastly it says in Romans 10:15, the most beautiful feet are the feet that bring the gospel of peace! This means that not only do we have to live a holy life, but we also have to use our feet to take us to preach the gospel to the people around us. As we preach the gospel, our feet will become more and more beautiful! This is how precious our feet are in the eyes of God.

From these examples, we can see that foot washing is not only a sacrament. Every time we perform foot washing, it is a reminder about the love that Jesus Christ has for us. Let us read the testimony!

Discussion Questions

- If we know that Jesus Christ is the one who has washed our feet, how would we feel?
- How should we live our life since the Lord Jesus has washed our feet? What actions should we have?



Activity

Washing Each Others' Feet

10-15 Minutes

Objective: To have students practice humility and servitude through washing each other's feet.

Materials

- Basin, one per pair of students
- Towel, one per pair of student
- Water

Instructions

Sometimes, foot washing is used to help resolve conflicts among members. The act of washing someone else's feet is very humbling because one person has to kneel before the other person. Today, we are going to practice serving each other by washing each other's feet.

[Note: It is important to prepare the students with the correct attitude of humility and love. They should not be playing around or splashing water.]

1. Demonstrate how to wash someone's feet by selecting one student and washing their feet. Have the student put their bare feet into the basin filled with water. After washing it, dry their feet with a towel.
2. Pair up students, distribute materials, and fill up the basins with water.
3. Students take turns washing each other's feet.
4. Discuss the following questions as a class or in pairs.

Discussion Questions

1. How did it feel to have your feet washed?
2. How did it feel to wash someone else's feet?
3. Would you be able to wash the feet of someone you did not get along with? Why or why not?

This activity helps us to understand what it means to humble ourselves and serve others with love. May God help us to be like Jesus Christ in our love and our servitude.

HOMEWORK ANSWER KEY

1. A
2. B
3. D
4. To have part with Jesus Christ.
5. Answers may vary.
6. Answers may vary.

Jesus Christ knew that He was going to be leaving the disciples soon to endure the suffering of the cross, so before He left, He wanted to teach them an important lesson on love and humility. How did He do so? He showed His love to them through the washing of their feet!

The Sacrament of Foot Washing



Part 1

Number the events of John 13:1-5 in order from 1 to 6.

Jesus took a towel and girded Himself.

Jesus washed the disciples' feet.

Jesus wiped the feet of the disciples with the towel.

Jesus and the disciples finish the Passover meal.

Jesus rose from His supper.

Jesus poured water into a basin.

Part 2

Fill in the blanks.

You shall never wash my feet!

Who Said This?

If I do not wash you,



Jesus Christ did all of His actions out of love for the disciples, and even to this day, when our feet are washed, it is actually Jesus Himself who is washing our feet! This is how precious we are in His eyes!

"If you know these things, _____ are you if you do them." (Jn 13:17)

What is Footwashing Today?



In my daily life, I will wash the spiritual feet of other people because Jesus Christ has washed my feet first!

How will I wash the spiritual feet of others?

1. F_____ and let go!
2. S_____ them with a Christ-like attitude!

“If I then, your Lord and Teacher, have washed your feet, you also ought to wash one another’s feet.”
(Jn 13:14)

I will wash the feet of _____ by...

What does it mean to have my feet washed?



1. To have my feet washed means... that I will make the determination to walk on the h_____ way that Jesus has set!
2. To have my feet washed means... that my feet will bring the gospel of p_____ to the people around me.

I am determined to...



Testimony

Once, a young woman was invited to attend service by her churchgoing sister. After seeking the truth for a while, the woman believed in the Lord Jesus and received the Holy Spirit. She decided that she wanted to be baptized. Following her baptism, she had to receive foot washing. The person who was going to wash her feet was an elderly sister. The newly-baptized sister felt that, as the younger person, she could not allow this elderly sister to wash her feet. However, the elderly sister told her to

How beautiful
are the feet
of those
who preach
the gospel of peace.
(Rom 10:15a)



permit her to wash her feet. Suddenly, the newly-baptized sister saw a vision. Kneeling before her was not the elderly sister, but the Lord Jesus, and He was personally washing her feet. She was greatly touched by the love of God! She understood that foot washing was required for people to have a part with the Lord.



- If we know that Jesus Christ is the one who has washed our feet, how would we feel?
- How should we live our life since the Lord Jesus has washed our feet? What actions should we have?

E2 Year 3 Book 3 Lesson 8—The Sacrament of Foot Washing

Homework Assignment

Name: _____ Parent signature: _____ Date: _____

Weekly Bible Reading: _____

Bible Reading: Check each box when you complete that day's reading.

Prayer: Check each box after you pray to God that day.

	Sun	Mon	Tue	Wed	Thu	Fri	Sat
Read	<input type="checkbox"/>	<input type="checkbox"/>	<input type="checkbox"/>	<input type="checkbox"/>	<input type="checkbox"/>	<input type="checkbox"/>	<input type="checkbox"/>
Pray	<input type="checkbox"/>	<input type="checkbox"/>	<input type="checkbox"/>	<input type="checkbox"/>	<input type="checkbox"/>	<input type="checkbox"/>	<input type="checkbox"/>

What I Learned from the Bible This Week

1. _____

2. _____

Memory Verse

Please write down this week's memory verse. (**John 13:8**)

Multiple Choice

1. _____ : Foot Washing teaches us about _____.
 - a. Serving one another in humility
 - b. Being clean and hygienic
 - c. The death of Jesus Christ on the cross for us
 - d. To be of one body in Christ

2. _____ : At first, who did not let Jesus Christ wash his feet?
 - a. Judas Iscariot
 - b. Simon Peter
 - c. John
 - d. James

3. _____ : Jesus washed the feet of His disciples to show them _____.
 - a. The importance of getting rid of sin
 - b. His special abilities
 - c. The right way to wash feet
 - d. His love for them

Short Answer

4. What is the purpose of the Sacrament of Foot Washing?

5. Foot Washing calls us to live a holy life. How will you keep yourself holy?

6. Foot Washing teaches us the importance of servitude. How will you serve your family?

LESSON 9

THE SACRAMENT OF HOLY COMMUNION

OBJECTIVES

1. To understand that the purpose of Holy Communion is more than just to remember the death of Jesus Christ.
2. To learn the significance behind using one unleavened bread and one cup.
3. To understand the attitude that a person must have when observing Holy Communion.

MEMORY VERSE

"For as often as you eat this bread and drink this cup, you proclaim the Lord's death till He comes."

(1 Corinthians 11:26)

PRAYER

Thank You, Lord, for guiding us here today to worship You. You have made the ultimate sacrifice for us by giving us Your Son to shed His blood on the cross for us. Today, we will learn about the importance of remembering His sacrifice by partaking in Holy Communion. Please help and guide us through our class today so that we are able to focus and learn about Your great love and mercy.



Overview

1. Bible Discovery & Spiritual Teaching

- a. Jesus Christ Institutes Holy Communion
- b. Why Do We Need to Partake of Holy Communion?
- c. Partaking of Holy Communion

2. Linking to the Ten Basic Beliefs—Holy Communion

3. Life Application—A Heart of Remembrance

4. Activity—"The Lord's Supper" Comic Strip



Background Knowledge for Teachers

During the last meal before Jesus Christ was to be betrayed by Judas, Jesus Christ took the unleavened bread and the cup and blessed them. He then asked the disciples to partake of it and remember Him. Through these actions, Jesus Christ instituted Holy Communion and we continue to hold Holy Communion in the same manner today. The Holy Communion is a reminder of Jesus Christ's ultimate sacrifice for us and through partaking of His body (unleavened bread) and blood (grape juice); we are able to have eternal life.



Reaching Out to Your Students

Your students probably have a limited understanding of the spiritual aspect of Holy Communion. Most students recognize it as the time when they eat a piece of unleavened bread and drink a cup of grape juice. However, older students may know that we partake of Holy Communion to remember the death of Christ. When teaching the lesson, it is important to remind students about the love of Christ and the great sacrifice that He made for us by being crucified on the cross. Through using analogies and comparisons, we can help students to understand thoroughly the love of Christ and what it really means to partake of Holy Communion.




Opener

5 Minutes

If you could choose anything, what would you want to eat for your last meal? [Wait for students to respond.]

If it were our last meal, most of us would probably want to eat our favorite foods and make sure that we are able to enjoy our favorite drink. Today, we are going to learn about the last meal of Jesus Christ. During this last supper, it wasn't the food that made it a special meal, but rather Jesus' institution of something very important to us today.



Vocabulary

consecrate: to make separate and holy

covenant: an agreement between God and His people



Bible Discovery & Spiritual Teaching

30-35 Minutes

Jesus Christ Institutes Holy Communion

Let's read 1 Corinthians 11:23-26. During the last meal before Jesus Christ was to be crucified, He established, or created, the Sacrament of Holy Communion.

Earlier in the day, Jesus Christ had sent Peter and John to go and prepare the Passover meal by finding a large room and preparing the necessary materials. It was during this meal that Jesus took bread and blessed it and gave it to His disciples, saying, "Take, eat; this is My body which is broken for you; do this in remembrance of Me" (1 Cor 11:24). Next, He took the cup, gave thanks, and said, "This cup is the new covenant in My blood. This do, as often as you drink it, in remembrance of Me" (1 Cor 11:25). Jesus Christ has commanded us to remember Him, but what exactly are we remembering? [Wait for students to respond.]

Yes, we have to remember the death of Jesus Christ on the cross. He was willing to suffer and even die for us, so that we would be able to be saved today. This great sacrifice is something that we need to always reflect on and think about in our walk as Christians. When we are partaking of Holy Communion, we are remembering and thinking

about what Jesus Christ did for us! Let us look at the other reasons we need to partake of Holy Communion.

Why Do We Need to Partake of Holy Communion?

1. To remember the death of Jesus Christ

When we partake of Holy Communion, we are remembering the death of Jesus Christ. In 1 Corinthians 11:24, Jesus Christ says to remember His body that had been broken for us. He was the one that suffered on the cross and died for us. He had to endure great pain and suffering in His flesh. Jesus Christ also commanded us to remember the cup, which is the new covenant in His blood. The blood of Jesus Christ had been shed for us, and it is with His blood that our sins are washed away. Through His death, we are able to receive the greatest gift—a way for us to enter into the heavenly kingdom.

2. To proclaim the death of Jesus Christ (1 Cor 11:26)

Jesus Christ died not only for the sins of believers, but also for all men. Therefore, when we partake of Holy Communion, we are also declaring to everyone that they need to believe in Jesus. It is only when they come to believe in Jesus Christ and be reconciled with Him that they can come to be saved (Rom 5:10).

3. *To have hope that Jesus Christ is coming again (1 Cor 11:26)*

When we partake of Holy Communion, it is reminder for us to remain alert and to be prepared for that day when Jesus Christ comes again. In 1 Corinthians 11:26, it says that we are proclaiming the death of Jesus Christ until He comes. In John 6:54, Jesus Christ Himself says, "Whoever eats My flesh and drinks My blood has eternal life, and I will raise him up at the last day." Therefore, Holy Communion is important not only for remembering the death of Jesus, but also for receiving salvation. As people who have been washed by the blood of Jesus Christ, we should all be waiting attentively for the coming of Jesus Christ again

Partaking of Holy Communion

When we partake of Holy Communion, we use one piece of unleavened bread and grape juice. After they are consecrated, the unleavened bread becomes the spiritual body of Jesus Christ and the grape juice becomes the spiritual blood of Christ. Only one piece of unleavened bread is used during Holy Communion because Christ only had one body. The bread is unleavened, which means that it does not have yeast. In the Bible, yeast represents sin, and we know that Jesus Christ did not have sin; therefore, the bread is made without yeast (1 Cor 5:7-8). The grape juice represents His blood, which He shed for our sins. There are other churches that use wine. However, this is not biblical because wine is made with yeast, which represents sin. When we partake of the cup, we are making a new covenant, or promise, with God. Once we make the covenant, we are able to receive His salvation, and we are reminded that we are God's chosen people.

The person partaking of Holy Communion has to be a baptized member. This is very important because only those who are part of the body of Christ should partake of Holy Communion. Before partaking it, it is important to make a self-examination. We need to remember that we are not partaking of ordinary bread and juice but actually

partaking of the body and blood of Christ. As a result, what kind of attitude should we have when we partake of Holy Communion? [Wait for students to respond.]


- **Humble:** We have to partake of Holy Communion with a humble heart because it is the time for us to think about the sacrifice Jesus Christ made for us. Our hearts should be calm and quiet before God. We need to remember that we are able to partake of His salvation not because of our own goodness, but because the goodness of Jesus Christ.
- **Solemn:** This means we have to be respectful and meditative when we are partaking of Holy Communion. We are reflecting about the death of Christ and what it means for us.

Lastly, before we partake of Holy Communion, we need to examine ourselves to make sure that we are sanctified and ready to partake of Holy Communion. We have to repent of our sins and the things that we have done wrong before we partake of the body of Christ. Jesus Christ wants us to be perfect and holy just like Him. We should think about whether or not we have wronged our fellow brothers and sisters, or if we recently got into an argument with our parents. These conflicts are not pleasing to God, and are the kinds of things we should examine our heart for before we partake of Holy Communion.

Being able to partake of Holy Communion is a blessing, because it means that God has chosen us to be part of the Body of Christ. So, let us always remember the sacrifice of Jesus Christ on the cross for us. He made the ultimate sacrifice for us, so we should make the determination to live a holy life for Him!

FOR TEACHERS

Hand out the Bible Discovery worksheet to the students now. Guide them to complete the worksheet, providing assistance when needed.



Linking to the Ten Basic Beliefs

2-5 Minutes

The Sacrament of Holy Communion

The Sacrament of Holy Communion is important because through it, we remember the suffering and sacrifice of Jesus Christ on the cross. It is a blessing to be able to partake of His body and blood through Holy Communion. We can always remember His love for us.



Check for Understanding

5 Minutes

1. **What happens after the unleavened bread and grape juice are consecrated?** The unleavened bread becomes the body of Christ in the Spirit and the grape juice becomes the blood of Jesus Christ in the Spirit.
2. **Why do we not have yeast or leaven in the bread or grape juice?** Leaven represents sin.
3. **Who can partake of Holy Communion?** Members who are baptized and have examined themselves for sin.
4. **Why do we observe Holy Communion?**
 - a. To remember the death of Christ
 - b. To proclaim the death of Christ
 - c. To remember to have hope that Jesus Christ is coming again



Life Application

10 Minutes

A HEART OF REMEMBRANCE

The type of heart we have while partaking of Holy Communion is also the type of heart we should have in our daily life. If we constantly remember the great sacrifice that Jesus Christ made for us to allow us to be His chosen people, then we would live our life very differently. Let us look at some of the attitudes that we should have when we partake of Holy Communion. For each of these characteristics, think of how the attitude would look in our daily life, and then give an example of how you can exhibit each of these characteristics.

1. Humble

- a. *Example:* We have to be humble while partaking of Holy Communion because God is the one who saved us and had chosen to suffer for us on the cross.
- b. *In my life, I will be humble by...* making sure I listen to and submit to the words of my parents.

2. Repentant

- a. *Example:* We have to be repentant and examine ourselves while partaking of Holy Communion because God wants us to be holy. So, we need to repent before we partake of Holy Communion.
- b. *In my life, I will make sure that I have a repentant attitude by...* writing notes to myself to help me reflect upon the word of God.

3. Hopeful

- a. *Example:* We have to have a hopeful heart because we are able to partake of Holy Communion and have a part of God's salvation.
- b. *In my life, I have this hope, so I will live my life by...* sharing this hope with other people so that they can also come to know Jesus Christ.

4. Reverent

- a. *Example:* We should have a reverent or respectful heart when partaking of Holy Communion because this is how we can honor God and give Him glory.
- b. *In my life, I will respect and show God honor by making sure that my behavior will show that I am a Christian. I will do this by...* making sure the words that I say are honorable and by trying not to say bad things.

[Hand out the Life Application worksheet to the students. Read the scenarios together as a class and go over the questions for each of the scenarios.]



Activity

"The Lord's Supper" Comic Strip

10-15 Minutes

Objective: To reinforce today's Bible story.

Materials

- White paper
- Scissors
- Pencils
- Rulers
- Crayons, markers

Students will create a comic strip based on Matthew 26:17-30. You can choose to have students work independently or in small groups.

Instructions

1. Read the passage together as a class.
2. Have students break up the scenes of the passage into parts. (Recommended: 6 to 8 parts)
3. Fold the paper in half lengthwise, then fold it again 2 or 3 times, depending on how many parts the students have chosen. Unfold the paper. It should have 6 or 8 boxes.
4. Draw each scene into a box and color. Students can choose to include dialogue if they want.
5. Post the comics around the room for the class to see.

The students can share how they divided up the passage and also do a walkthrough of their comic strip for the class.

HOMEWORK ANSWER KEY

1. B
2. A
3. C
4. False; no matter how many people there are, only one piece of unleavened bread is used.
5. True
6. True
7. Answers may vary.

HOLY COMMUNION:


Let's read 1 Corinthians 11:23-26.

What Do We Partake?



1. The unleavened bread is the _____ of Christ.
2. What does the phrase "which is broken for you" mean?
3. How many pieces of unleavened bread should be used during Holy Communion?
4. Why do we use unleavened bread during Holy Communion and not bread with yeast?

The Unleavened Bread



The Cup

1. The cup is the _____ of Christ.
2. What does the phrase "the new covenant in My blood" mean?
3. Why do we use grape juice instead of wine?

*"For as often as you eat this bread and drink this cup,
you proclaim the Lord's death till He comes."*

(1 Corinthians 11:26)

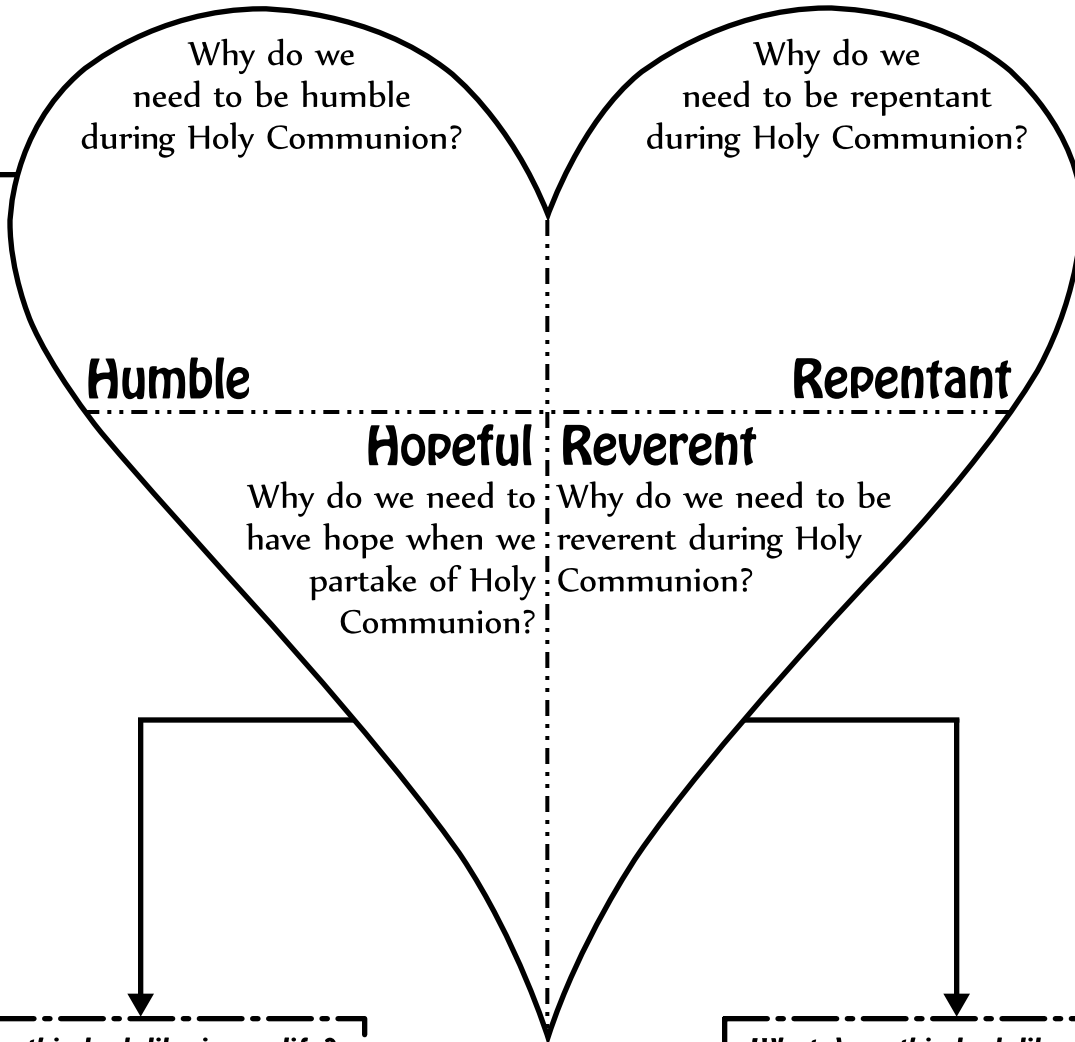
A Heart



of Remembrance

What does this look like in my life?

What does this look like in my life?



What does this look like in my life?

What does this look like in my life?

A Heart of Remembrance

Scenario 1


The night before going to church on Sabbath, Tommy got into a huge argument with his parents. Didn't they understand that he wasn't a kid anymore? He could make his own decisions about whether or not he should clean his room. Tommy went to bed angry and frustrated at his parents, and the next morning, he woke up feeling the same. He gave his parents the silent treatment during the drive to church. When they got to church, he got out of the car and stomped away from them. Tommy saw one of his church friends, and as they were about to enter into the chapel, his friend told him that there was going to be Holy Communion today.



What should Tommy do?

Scenario 2

Janice and Tammy were the best of friends. They grew up together and would often spend hours just talking about anything and everything. They talked so much that they would often get in trouble during class time and even during service. This would often drive their RE teachers crazy! One Sabbath, there was going to be Holy Communion, and as always, the two of them sat together during the sermon. Very soon afterwards, the two of them began to giggle and whisper to each other.



Why is this not a correct way to partake of Holy Communion?

How should we behave when we partake of Holy Communion?

E2 Year 3 Book 3 Lesson 9—The Sacrament of Holy Communion

Homework Assignment

Name: _____ Parent signature: _____ Date: _____

Weekly Bible Reading: _____

Bible Reading: Check each box when you complete that day's reading.

Prayer: Check each box after you pray to God that day.

	Sun	Mon	Tue	Wed	Thu	Fri	Sat
Read	<input type="checkbox"/>	<input type="checkbox"/>	<input type="checkbox"/>	<input type="checkbox"/>	<input type="checkbox"/>	<input type="checkbox"/>	<input type="checkbox"/>
Pray	<input type="checkbox"/>	<input type="checkbox"/>	<input type="checkbox"/>	<input type="checkbox"/>	<input type="checkbox"/>	<input type="checkbox"/>	<input type="checkbox"/>

What I Learned from the Bible This Week

1. _____

2. _____

Memory Verse

Please write down this week's memory verse. (1 Corinthians 11:26)

Multiple Choice

1. _____ : During Holy Communion, why do we use unleavened bread?
 - a. Jesus Christ used unleavened bread.
 - b. Leaven represents sin and the body of Christ was sinless.
 - c. The bread tastes better without leaven.
2. _____ : Why do we hold Holy Communion?
 - a. To remember the death of Jesus Christ for us
 - b. To forgive sins
 - c. To celebrate Jesus Christ's birthday
3. _____ : Who can partake of Holy Communion?
 - a. Those without sin
 - b. Members who have the Holy Spirit
 - c. Baptized members

True or False

4. If there are a lot of members partaking of Holy Communion, we can use more than one piece of bread. _____
5. Before partaking of Holy Communion, we need to examine ourselves. _____
6. If we observe Holy Communion, Jesus Christ abides in us, and we will have a chance at eternal life. _____

Short Answer

7. Why is it important for us to remember the death of Jesus Christ?

LESSON 10

SABBATH DAY: HOLY DAY OF REST

OBJECTIVES

1. To know the origin of Sabbath in the Bible.
2. To recognize the purpose and significance of Sabbath.
3. To understand what it means to keep the Sabbath under grace.

MEMORY VERSE

“And He said to them, ‘The Sabbath was made for man, and not man for the Sabbath.’”

(Mark 2:27)

PRAYER

We give thanks to You, Lord, for allowing us to worship together on this Sabbath Day. You have given us this day as a day of rest from our busy lives to reflect on the blessings that You have given us this past week. Today, please help us to concentrate in class so that we can remember the teachings about the Holy Sabbath. May all the glory and praise be unto Your holy name.



Overview

1. Bible Discovery & Spiritual Teaching

- a. Sabbath in the Bible
- b. Why Do We Need the Sabbath?
- c. What Should We Do on the Sabbath?

2. Linking to the Ten Basic Beliefs—Sabbath Day

3. Life Application—Honoring the Sabbath

4. Activity—“Sabbath” Acrostic Poem



Background Knowledge for Teachers

As first recorded in the Book of Genesis, it is clear that the seventh day of the week is the Sabbath Day. This weekly cycle began when God created the earth. God set apart the last day of every week as the Sabbath. Later on, the Israelites were commanded to keep the Sabbath as part of the Ten Commandments. Today, the Jewish people still continue to keep the Sabbath on Saturday.

The change from Saturday to Sunday came about gradually over time after the passing of the apostles. By 321 AD, Roman emperor Constantine decreed that Sunday was to be a day of worship and outlawed work on Sunday. Today, the majority of Christians worship on Sunday. By studying the Bible, we can see that God never commanded Sunday worship! Since God did not change the Sabbath Day from Saturday to Sunday, we should still keep the Sabbath on Saturday.



Reaching Out to Your Students

Students by this age have a good idea that Sabbath is on Saturday and that Saturday is the day that they go to church. Some students may see observing Sabbath as merely a routine or habit in their week. Therefore, it is important to make students aware that the Sabbath is a blessing from the Lord and a day to remember what God has given to us. It is a joyful and happy day when we can worship the Lord together!




Opener

5 Minutes

Imagine a world without weekends. In this world, we have to go to school and to work every day! What do you think would that be like? [Wait for students to respond.]

As humans, we need rest because if we don't rest, over time, we will burn out from all our stress and long hours at school or work. Today, we are going to learn about the precious Sabbath Day that God established for us to rest!



Vocabulary

sanctify: to be set apart and made holy

prefiguration: something that shows what will happen in the future

holy convocation: a group of people gathered together for the purpose of worshipping God

mana: literally means, "What is that?" in Hebrew; the food supplied by God to the Israelites in the wilderness



Bible Discovery & Spiritual Teaching

30-35 Minutes

Sabbath in the Bible

Creation

From the time when God created the world, He had already set the example for us in that, after six days of creation, He rested on the seventh day. God actually does not need to rest. However, out of love for His creation, He instituted this weekly cycle. Through this act, God established the Sabbath, blessed it, and sanctified it (Gen 2:1-3). Through this act, the seventh day became the Lord's Day and by observing it, we are able to receive blessings from the Lord.

Manna

During the time that Moses and the Israelites were in the wilderness, God commanded His people to observe the Sabbath through the gathering of manna. Manna would appear for six days, but on the seventh day, there would be no manna in the field (Ex 16:23, 26-27). God instructed the Israelites to gather the manna for six days only and to rest on the seventh. This was to train His people to learn how to keep the Sabbath. God also included keeping the

Sabbath in the Ten Commandments (Ex 20:8-11).

"Remember the Sabbath, to keep it holy" is the fourth commandment!

The Bible records that Jesus Christ (Lk 4:16) and Paul (Ac 17:1-2) both observed the Sabbath. Each of them went into the temples to keep the Sabbath and to rest from their work. This is the example that both of them had set for us, even to this day.

Why Do We Need the Sabbath?

1. *God wants to give us physical (Deu 5:14) and spiritual rest.*

This is the main purpose for the Sabbath. God understood that, as humans, we would become tired from our labor. Therefore, He gave us the opportunity to rest from our labor. The Sabbath is not only a day of physical rest, but also a day of spiritual rest. God has given us the Sabbath as a day to rest from our busy lives and to spend time with our fellow brothers and sisters to worship Him.

2. *We have to remember God's creation (Ex 20:11) and His salvation (Deu 5:15).*

The Sabbath is a day to remember God's mighty works during creation. He made everything that we see, and most importantly, He made us. Thus, we should remember our Creator and how He created us in His likeness. The Sabbath Day is also a day to remember God's salvation. God has delivered us from Satan, and we have the promise of being able to enter into the heavenly kingdom. It is important that we remember this grace that God has given to us. The Sabbath Day is a way for us to remember that we are special in the eyes of the Lord. As His chosen people, we have been given this holy day so that we are able to reflect upon the things He has given to us.

3. *The Sabbath prefigures the eternal rest we will receive in heaven (Heb 4:9-11).*

Just as we rest on the Sabbath after working, one day, the believers of God will be able to find rest in heaven after working and toiling their whole lives. In the heavenly kingdom, we will be able to enjoy true rest forever with Jesus Christ. The Sabbath Day is a reminder to us about the hope that we have in this eternal home with Him. Through keeping the Sabbath, we are following God's commandment, but we are also reminding ourselves to keep our sights on our future heavenly home.

What Should We Do on the Sabbath?

We do not have to keep the Sabbath as the Jewish people do. They keep the Sabbath under the law. We keep the Sabbath under grace. This means that we are not just observing the Sabbath by following a set of rules that tell us what we can and cannot do on the Sabbath. Rather, we observe the Sabbath by spending some quality time with our dear heavenly Father. Therefore, when we come to church on the Sabbath, we should think about how great and loving our God is that He has chosen us to be able to find rest on His holy day.

God intended for the Sabbath to be a happy and joyful day for believers!

- o We should rest from our work (Ex 20:8-10), because it is a day for us to put aside our secular work and worship God.
- o We should keep it holy by doing what honors the Lord (Is 56:2). This means that we should act and speak in a holy manner.
- o We should gather together to worship the Lord through praying and listening to the word of God (Ac 13:44; 16:13). In Leviticus 23:3, it mentions that

Sabbath is "a holy convocation," which means that it is day for members to gather together. On the Sabbath, not only can we gather together, we can spend the time together praying and learning the words of God!

- o We should serve one another and the Lord (Mt 12:12). The Sabbath is a day for us to serve our fellow brothers and sisters with love and kindness. Jesus Christ and His disciples would often use the Sabbath Day as a day to heal people or to preach the gospel. Today, the Sabbath is a day where we can gather together to serve the Lord!

FOR TEACHERS

Hand out the Bible Discovery worksheet to the students. Instruct students to fill out the first part independently.

What does it mean to honor the Sabbath? [Ask students what it looks like.]

- Have students write down or draw things that they do on the Sabbath that honor Him.
- o Examples: Read the Bible before going to church instead of playing video games; listening to hymns instead of listening to secular music; praying instead of watching TV

What does it mean to dedicate the Sabbath to God? [Ask students what it looks like.]

- To dedicate the Sabbath to God means to focus our minds on the things of God. Have students write down or draw things they do on the Sabbath that show that their heart is dedicated to God on the Sabbath.
- o Examples: Be focused during RE class and sermons; do not think about playing basketball after service

What does it mean to serve on the Sabbath? [Ask students what it looks like.]

- Have students draw or write down the people that they can serve. Then, have them write or draw how they can serve these people.
- o Example: I can serve the younger students in my class by helping them flip to verses in the Bible.



Linking to the Ten Basic Beliefs

2-5 Minutes

The Sabbath Day

The Sabbath Day is a key belief in True Jesus Church. God has given us this day of rest, not as a burden but as a blessing. The Sabbath Day is a precious gift from God and we should treat it as such. When we observe the Sabbath day and call it a delight, we will delight ourselves in the Lord.



Check for Understanding

5 Minutes

1. **When did God first establish the Sabbath?** Since the time of creation.
2. **What are the purposes of the Sabbath?**
 - a. To give us physical and spiritual rest
 - b. To remember God's creation and His salvation
 - c. It is the prefiguration of our eternal rest in heaven
3. **What are some ways that we can observe the Sabbath under grace?**
 - a. We can rest from our work.
 - b. We can keep it holy by doing what honors the Lord.
 - c. We can gather together with others to worship the Lord through praying and listening to the word of God.
 - d. We can serve one another and the Lord.



Life Application

10 Minutes

HONORING THE SABBATH

[Hand out the Life Application worksheet to the students. Read each scenario. Afterwards, go over the discussion questions as a class. Make sure to have students reflect and think about what it means to honor, dedicate, and serve on the Sabbath.]



Activity

"Sabbath Day" Acrostic Poem

10-15 Minutes

Objective: To help students think of what they can do to observe the Sabbath.

Materials

- Lined paper
- Construction paper
- Markers, crayons
- Pencil

Instructions

1. On a sheet of lined paper, ask students to write the word "SABBATH" vertically on the left side. Then, for each letter, ask the students to come up with an activity that they can do on the Sabbath that begins with that letter.
2. Have students copy their completed acrostic poem onto construction paper.
3. Ask students to draw pictures of them doing some of the activities that they have written down.

Example Acrostic Poem

Sing Hymns

Ask questions about the word of God

Believe in the promise of God

Build up my brothers and sisters with words of love

Attend service and RE Class

Think about the love of God

Have a happy and joyful day

HOMEWORK ANSWER KEY

1. True
2. False
3. False
4. True
5. B
6. B
7. Answers may vary.

The Purpose of Sabbath

THE Holy SABBATH

1. To give us spiritual and physical _____.
(Deu 5:14)
2. To remember God's _____ and His _____.
(Ex 20:11; Deu 5:15)
3. The Sabbath prefigures the eternal rest we will receive
in _____. (Heb 4:9-11)

3 things TO DO ON THE SABBATH!

HONOR

I will rest because that is what God has commanded me to do. Through obeying the words of God, I am honoring the Sabbath.

DEDICATE

I will dedicate my heart and my mind on the Sabbath to worshipping God.

SERVE

I will use the Sabbath to show love to others through my actions and through my servitude to them.

Read the scenarios below, and then discuss the questions that follow.

HONORING THE SABBATH



Scenario 1

Jane just received her first smartphone for her birthday, and she loves it! Now that she has a smartphone, she will be able to play games and text her friends all the time. Jane was so excited about her new smartphone that she brought it with her to church that Saturday. She was so excited to show it to her church classmates. When service began that Sabbath, Jane was taking sermon notes. However, halfway through, her mind started to wander. She thought, "I wonder if my friends texted me; let me check!" Jane slowly took the phone out of her bag and began to check her messages, but she didn't stop there. She then checked her email and even went on social media websites after that.

Discussion Questions

1. Was Jane honoring the Sabbath? Why or why not?
2. What should Jane have done?
3. If you were sitting next to Jane, as her friend, what would you say to her?



Scenario 2

John hated cleaning the bathroom, especially the toilet. He felt that the bathrooms were just so dirty and gross! Also, it always took so long to clean. It was just his luck that after RE class ended, the teacher had assigned him to help clean the bathroom. Seeing that no one was looking, John went into the bathroom hurriedly, put some cleaning liquid in the toilet, and wiped the mirror. He went back to the classroom and said he was done. When the teacher went to check the restroom, John quickly ran away to go play.

Discussion Questions

1. Was John honoring the Sabbath? Why or why not?
2. How could John better serve on the Sabbath?
3. What would you say to John to encourage him to do a better job of cleaning?



Scenario 3

Abigail was a straight-A student. She loved studying, and she loved it when she did well on her tests. However, Abigail was a big worrier. One Sabbath, she was so worried about the tests that she would have on Monday that she told her parents she didn't want to go to church. Rather, she wanted to stay home to study.

Discussion Questions

1. Was Abigail dedicating her Sabbath to God? Why or why not?
2. What do you think Abigail should have done?
3. What would you say to Abigail to encourage her to observe the Sabbath instead of study?



E2 Year 3 Book 3 Lesson 10—Sabbath Day: Holy Day of Rest

Homework Assignment

Name: _____ Parent signature: _____ Date: _____

Weekly Bible Reading: _____

Bible Reading: Check each box when you complete that day's reading.

Prayer: Check each box after you pray to God that day.

	Sun	Mon	Tue	Wed	Thu	Fri	Sat
Read	<input type="checkbox"/>	<input type="checkbox"/>	<input type="checkbox"/>	<input type="checkbox"/>	<input type="checkbox"/>	<input type="checkbox"/>	<input type="checkbox"/>
Pray	<input type="checkbox"/>	<input type="checkbox"/>	<input type="checkbox"/>	<input type="checkbox"/>	<input type="checkbox"/>	<input type="checkbox"/>	<input type="checkbox"/>

What I Learned from the Bible This Week

1. _____

2. _____

Memory Verse

Please write down this week's memory verse. **(Mark 2:27)**

True or False

1. God established the Sabbath during creation. _____
2. Jesus Christ did not keep the Sabbath. _____
3. Since the Sabbath is a day of rest, we can stay home to play. _____
4. God sanctified and blessed the seventh day. _____

Multiple Choice

5. _____ : What is a purpose of the Sabbath?
 - a. For us to play and have fun
 - b. For us to remember God's creation and His salvation
 - c. For us to talk to our church friends
 - d. For us to rest and stay at home

6. _____ : What are we not supposed to do on the Sabbath?
 - a. Pray and study the word of God
 - b. Do our homework during morning service
 - c. Greet brothers and sisters at church
 - d. Sing hymns to praise God

Short Answer

7. What are three things you can do on the Sabbath to please God?

LESSON 11

SALVATION

OBJECTIVES

1. To understand the reason why we need to be saved.
2. To understand how Jesus Christ gave His life to save us.
3. To recognize that there is only one way to salvation, which is given by the grace of God through faith.

MEMORY VERSE

“For by grace you have been saved through faith, and that not of yourselves; it is the gift of God.”

(Ephesians 2:8)

PRAYER

Our Father in heaven, we thank You for bringing us together on this Sabbath day to learn about the priceless gift that you have given to us. This gift is being able to receive salvation and to be called Your precious children. We can never repay You for this grace that You have given to us, but please help us live a life that glorifies Your name.



Overview

1. Bible Discovery and Spiritual Teaching

- o Why Do We Need to Be Saved?
- o How Does God Save Us?
- o What Must I Do to Be Saved?
- o What Does Salvation Mean to Me?

2. Linking to the Ten Basic Beliefs—Saved by grace through faith

3. Life Application—The Way to Salvation

4. Activity—The Cup



Background Knowledge for Teachers

Mankind needs the salvation of God to deliver us from sin, death, and the dominion of Satan.

Even as technology and living standards continue to improve, many evils still remain in this world. The world has been separated from God and so, even though He is our Creator and source of life, people ignore Him and His commandments to pursue after their own pleasures and wants. God wants us to be saved and, as a result, has made a way for us to receive His precious salvation.

The salvation plan of God has been prefigured from the very beginning! In Genesis 3:21, God made garments of skin to cover Adam and Eve after they had sinned. This covering prefigures the blood that Jesus Christ would shed to cover our sin (Jn 1:29). Similarly, the bronze serpent that God told Moses to set up to save the people from death also signifies the redemptive work of Jesus Christ (Num 21:9). Those who have faith in Jesus Christ are able to receive salvation rather than condemnation.

From the Old Testament, we can already see the shadows of Jesus Christ and His salvation plan. The salvation plan comes to fruition in the New Testament, when Jesus Christ offered Himself as the sacrificial lamb to die on the cross for the sins of mankind. Through His death, He opened up a way for mankind to be reconciled with God. In John, Jesus Christ acknowledges that He is the way, the truth, and the life (Jn 14:6)! It is only through Him that we can be with our Father in heaven once again and receive salvation. This precious salvation is free for all to receive if we are willing to accept it.



Reaching Out to Your Students

Students at this age should already understand that you have to be baptized and have received the Holy Spirit to go to heaven. However, concepts beyond that are abstract to them. It would be beneficial to use images and concrete ideas to illustrate the teachings presented in the lesson. For example, you can choose to present salvation as a gift from God or describe sin as a dirty spot on a white shirt. It is important to use these types of analogies to help students have a deeper understanding of abstract teachings.

It is also important to emphasize to students that the road to salvation does not end once we are baptized and have the Holy Spirit. Rather, we must continue to pray for the fullness of the Holy Spirit to renew us in our daily life and, most importantly, put our faith into action.




Opener

5 Minutes

Materials: Water, black pepper

1. Fill a small bowl with water. This bowl of water represents the world that we live in.
2. Next, ask the students to sprinkle the black pepper into it. The pepper represents the sin that is in the world. Say to the students, "When Adam and Eve sinned, sin entered into the world."
3. Ask a student volunteer to put his or her finger in water. The student will notice that the "sins" are sticking to his or her finger. Allow other students to have a chance if they'd like.
4. Wipe off their fingers. Say to the students, "The world that we live in is full of sin, so when we are born, we are born into a world that is filled with sin. Every person has it. However, there is one way for us to escape from sin and that is through the salvation given to us by Jesus Christ!"



Vocabulary

transgression: the act of committing a sin against God or of breaking the law of God

iniquity: an unjust or immoral act

condemnation: the condition of being strongly disapproved of



Bible Discovery & Spiritual Teaching

30-35 Minutes

FOR TEACHERS

Hand out Bible Discovery Worksheet #1 to the students now. Ask students to follow along with the lesson and fill in the worksheet when needed. Keep a copy of the worksheet for reference.

Why Do We Need to Be Saved?

From the activity before, we know that we have been born into a world that is filled with sin and death. In fact, the world that we live in is under the control of Satan. However, that wasn't always the case. When God first created the world, He intended for it to be good (Gen

1:31) and, to protect the well being of His creation, God established laws for us to obey. But God also created man with the freedom to make choices. He wanted human beings to obey Him out of freewill and choice, which is why, today, we have the choice to obey God or sin against Him. In Genesis 3, Adam and Eve chose to listen to Satan and ate the fruit of the tree of the knowledge of good and evil. As a result, they disobeyed God's specific command, so sin entered the world. Since then, humans have become separated from God.

Though we were created to be like God, because of disobedience, we no longer are able to have eternal life or be with God in heaven. Not only that, but through Adam,

we also inherited our sinful natures. As a result, it is impossible for us to save ourselves from our sin, because we are all bound by sin. Apostle Paul says in a letter to the church in Rome that even though he wants to do good, he does not do it. Rather, he does the evil that he does not want to do (Rom 7:14-15)! Even with the best intentions to obey God, we still sin against God because we are under the powerful control of sin.

In our daily lives, we may also commit our own transgressions against God. There may be many times where we find ourselves doing things that are against what God has commanded in the Bible. For example, we may lie to our parents or we may not keep the Sabbath day holy. There are many different sins that we commit against God! Most of us can probably come up with a long list of sins that we have committed against God.

The result of sin is death, and we as sinners have committed many iniquities against God. However, instead of condemning us all to death, God has opened up a way for us to be saved. This is the love of God for us! Let us now look at how we are able to receive salvation.

How Does God Save Us?

God's love for us made Him provide a way to salvation. Still, God cannot simply overlook all of our sins and bring us to heaven because this is against His just nature. God's law condemns all sinners to death! In order for Him to deliver us from this eternal condemnation, God had to find a blameless, or without sin, person to be the mediator for our sins. The problem was that no one born from Adam is sinless. Therefore, God Himself had to come to earth in the form of man to fulfill the righteous requirement on behalf of all mankind. This Man is Jesus, conceived by the Holy Spirit and born of a virgin. Jesus Christ was a human being just as we are. He was tempted by Satan, yet without sin (Heb 4:15). So, He was a perfect Man.

According to God's law, in a sin offering, a priest had to offer an animal as sacrifice to God and sprinkle the blood of the animal on the sinner. The animal would bear the transgressions of the sinner. But the blood of animals cannot take away sins (Heb 10:4). The offering of animals is only a shadow of the sacrifice of the true sacrificial Lamb, which is Jesus Christ (Jn 1:29). He is the only who can take away all of our sin, and He is the perfect sacrifice to take away the sins of the world.

When Jesus Christ was crucified on the cross, He laid down His life as a payment for all of our sins. Through the blood that He shed, He is able to redeem us and it is because of His sacrifice that we now have a way to be saved from the control of Satan. When Jesus Christ rose from the dead after three days, it showed that He was victorious over death. In His death and resurrection, we

are now able to receive everlasting life!

Today, Jesus Christ continues to save us, through the washing of our sins through water baptism and the continual renewal of the Holy Spirit that dwells within us!

What Must I Do to Be Saved?

Actually, our salvation is given to us by grace through faith. This means that we do not do anything on our own to receive this grace, but that salvation is a priceless gift from God (Eph 2:8-9). We are not able to "work our way" to heaven through our good deeds, but rather we are able to receive salvation through our faith in Jesus Christ.

At the same time, in the Bible, we can see that faith requires action. In James 2:26, it tells us that faith without works is dead. Therefore, it is important to put our faith into action. The first thing that we should do to show our faith to God is to believe in Him and repent of our sins. God has chosen us to be His precious children, so we should respond in the same way and make sure that we repent for the sins that we may have committed against Him.

Next, we can live out our faith by being obedient to the words of God in the Bible, such as the Ten Commandments. Even more importantly, God has commanded us to keep the sacraments, which have saving effects. Water Baptism washes away our sins. Foot washing allows us to have a part with Jesus Christ. Lastly, when we partake of Holy Communion, Jesus Christ lives in us. These are all required actions that God has commanded us to take, so through faith, we do them in the manner that is taught in the Bible. We do so because God has told us that we need to do them to be saved!

Apart from the sacraments, it is also important for us to be renewed continually by the Holy Spirit. In Titus 3:5, it tells us that we are saved "through the washing of regeneration and renewing of the Holy Spirit." The washing of regeneration is referring to water baptism, because through water baptism we "regenerate," or are reborn, into a new person when our sins are washed away (Jn 3:5). In order to experience the renewing of the Holy Spirit, we need the Holy Spirit in us to help us live a holy and pure life.

What Does Salvation Mean to Me?

1. Salvation allows us to be adopted by God (Rom 8:15)

We are blessed to be adopted by God and, as a result, we are now children of God. This is a special status that has been given to the people that God has redeemed. We are no longer part of the world, but are God's own

special people. As a result, our lives should glorify God, who has saved us.

2. *Salvation is a hope that we have as Christians (Rom 8:24-25)*

Since God has provided us the way to salvation, as long as we accept it and follow it, we will be able to receive the heavenly inheritance that God has promised to us.

Our life is meaningful because our hope is not in our life on earth but in the eternal life that we will receive in heaven.

FOR TEACHERS

Once students have completed the worksheet, go over the worksheet to ensure that the students have completed it correctly. You may choose to give the answers or ask students to volunteer.



Linking to the Ten Basic Beliefs

2-5 Minutes

We are saved by grace through faith.

The doctrine of salvation encompasses some of the other Basic Beliefs, such as water baptism or the Holy Spirit. It is the core of our Christian faith, as everything that we do in our walk of faith is because we have hope that we will be able to reach the heavenly kingdom and be with our God in heaven.



Check for Understanding

5 Minutes

Thumbs Up or Thumbs Down?

[Ask students to put their thumbs up if the statement is true or thumbs down if the statement is false.]

1. When God created the world, He intended it to be good. (Up)
2. Sin entered into the world because of God. (Down)
 - Sin entered into the world because of the disobedience of man to God's words.
3. Jesus Christ is the only one that can redeem us because He is without sin and perfect. (Up)
4. God saves everyone who does good because they do good. (Down)
 - Salvation is given to us by the grace of God.
5. The Sacraments of Water Baptism, Foot Washing, and Holy Communion are related to salvation. (Up)
6. The Holy Spirit is able to renew us, so that we are able to live a perfect and holy life. (Up)



Life Application

10 Minutes

1. THE WAY TO SALVATION

[Hand out the Life Application worksheet to the students now. Read the short scenario to the students.]

One day, John was planning to ask his close friend Timothy to join him at church this Saturday. John was very nervous, but he made the determination to ask. John excitedly asked, "Hey! My church is having a special service this Saturday. Do you want to join me?" Timothy responded coolly, "Oh, I already believe in Jesus Christ, so I'm good. Thanks for asking, though." At this point, John responded by saying...

What can John say to Timothy to help him understand that believing in Jesus Christ is only the first step to receiving salvation?

First, we have to understand that believing in Jesus Christ is the first step to receiving salvation. In Romans 10:9, it tells us that we have to confess with our mouths and believe in our hearts that Jesus Christ is our Lord and Savior. Many

denominations stop at this step and, in doing so, they fail to follow the words of God in the Bible. It is important to understand that when we believe that Jesus Christ is our Savior this means that we also believe in the Bible, which testifies about Him.

The next step to salvation is to repent and turn back from our sinful ways. If we only confess the name of Jesus Christ with our mouths, then we are only doing lip service. In acknowledging that Jesus Christ is our Savior, we are also acknowledging that we need to be saved because of our sins. As a result, we should walk away from our sinful past and instead start being obedient to the word of God and living a pure and holy life. This obedience is a sign of us putting our faith into practice.

After repenting and obeying the word of God, we must then also have faith in the Lord by accepting the sacraments and keeping them according to the Bible. Jesus Christ commanded that we keep the sacraments and has promised that by doing them there will be saving effects.

In this whole process, we have to pray continually for the promised Holy Spirit that God will give to us as a seal and guarantee of our inheritance in heaven (Eph 1:13-14).

Faith does not only require us to believe; rather, we have to continue to put our faith in action and make sure that we are obedient to the words of our God in the Bible at all times!

Let us now look at a testimony of what we should pursue after God has given us His precious salvation!

[Read the testimony to the students and go over the discussion questions with the students.]

During a Student Spiritual Convocation, a young sister was praying with one of her spiritual friends during lunchtime. They had made the determination to repent and draw closer to God in their daily lives. In the prayer, the young sister opened her heart and began to repent to God. It was at this time that God opened her eyes and she saw a vision. In the vision, she saw an image of a black heart. As she looked at this black heart, she felt very guilty and sinful, so she began to repent for her sins. As she began to repent, the black heart started to turn white and, by the end of the prayer, her black heart had turned white. The young sister realized the importance of repenting before God and making sure her heart was pure before God.

Discussion Questions

1. What determination did the young sister make in the testimony?
2. What did the young sister do to make her heart change from black to white?
3. Think about your own life. How does understanding God's salvation change how we should live our lives?

[As a reflection exercise, ask students to write their sins on a piece of paper and turn it in. You can write the students' responses on the board to share with the class, if so desired.]

Encourage students that Jesus Christ has already given us His precious salvation by delivering us from the sinful ways of the world. It is now our turn to live out our life for Jesus Christ and to pursue after holiness. This is a process that takes time, but the first step towards change is to identify our sins. Next, we have to repent and make the determination not to make the same mistakes again.



Activity

The Cup

10-15 Minutes

Objective: To illustrate that Jesus Christ cleansed us of our sins, allowing us to receive salvation.

Materials

- Clear plastic cups, one per student + 1
- Bleach
- Water
- Food coloring (preferably red)
- Black marker

Before class, label one cup "Jesus Christ" and pour a mixture of bleach and water into the cup.

Instructions

1. Hand out one cup to each student and have him or her label the cup. Then, pour water into each of the cups until it is about half full.
2. Ask students, "What would happen if you put one drop of food coloring into your cup?" (Their water would turn the same color as the food coloring.) Then, add a drop of food coloring into each student's cup.
3. Explain that the food coloring represents sin. When we sin, we are no longer clean but have been contaminated by sin. Ask students, "Do you think you can make the water clear again?" (Most of the students would probably respond with a resounding "no.")
4. Next, take out the cup labeled "Jesus Christ." Tell students that when Jesus Christ came into the world, He had one purpose: He came to take away our sins. He is the only one that can save us.
5. Begin pouring a little bit of the mixture from "Jesus Christ" into each cup. (The liquid will turn clear.) Explain that Jesus Christ came to save us and that He is the only one who can take away our sins. He is perfect and has no sin. (Put one drop of food coloring in the cup labeled "Jesus Christ" to show that Jesus Christ resists sin and has never succumbed to temptation! The food coloring will disappear in the cup.) He is our one and only Savior and it is only through Him that we are able to receive the precious salvation.

HOMEWORK ANSWER KEY

1. God
2. grace
3. blood (also acceptable: life)
4. We have sinful natures; we commit sin; the world that we live in is sinful
5. Faith does not only require us to believe; rather, we have to continue to put our faith in action and make sure that we are obedient to the words of our God in the Bible at all times.
6. Answers may vary.

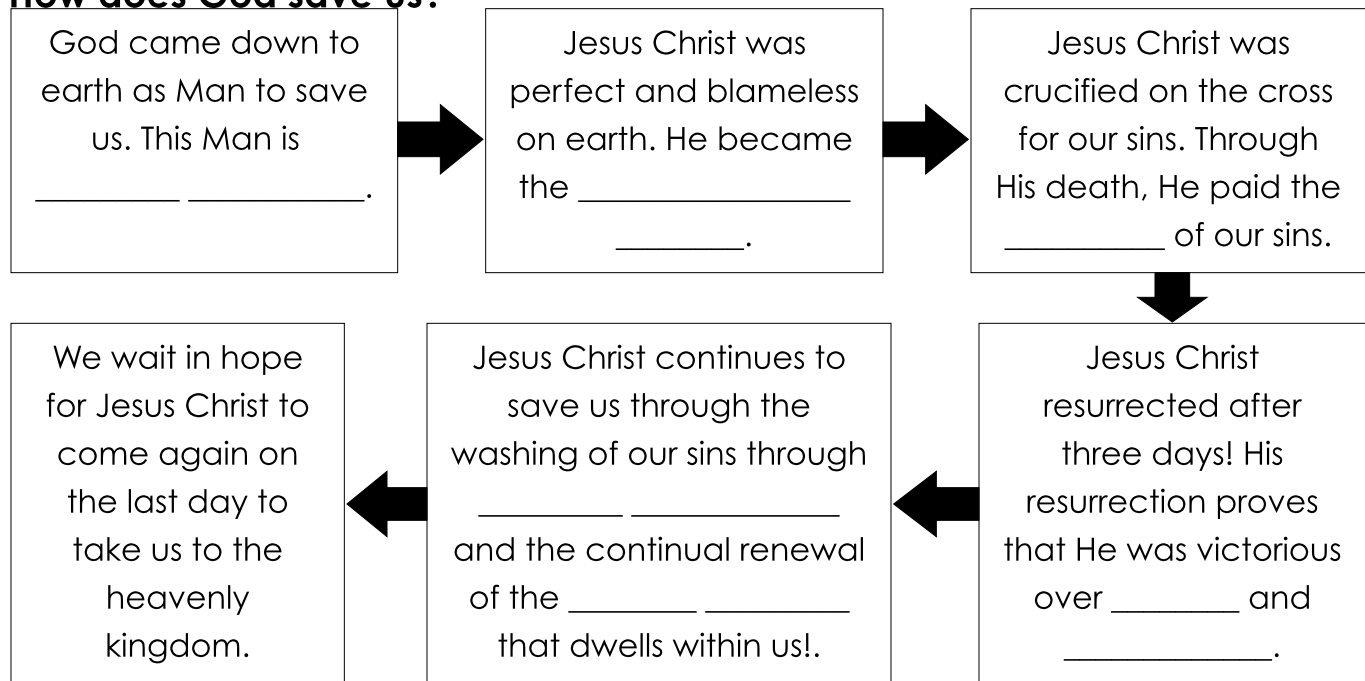
SALVATION

Why do we need to be saved?

<p>1 We have been born into a world that is filled with _____ and _____, because of the fall of Adam and Eve. (Genesis 3)</p>	<p>2 We have _____.</p> <p> Oftentimes, we find ourselves doing the bad that we don't want to do and not doing the good that we want to do! (Romans 7:18-19)</p>	<p>3 We commit our own _____ against God.</p> <p>In our daily life, we are also sometimes disobedient to God and do not follow His commandments.</p>
--	---	---

CONSEQUENCE OF SIN _____ (Jas 1:15)

How does God save us?



What must I do to be saved?

We are saved by _____!

This means...

THE WAY TO SALVATION

Directions: Read the scenario and fill in the missing information.

One day, John was planning to ask his close friend Timothy to join him at church this Saturday. John was very nervous, but he made the determination to ask. John excitedly asked, "Hey! My church is having a special service this Saturday. Do you want to join me?" Timothy responded coolly, "Oh, I already believe in Jesus Christ, so I'm good. Thanks for asking, though." At this point, John responded by saying...

What can John say to Timothy to help him understand that believing in Jesus Christ is only the first step to receiving salvation?

Step 1: _____

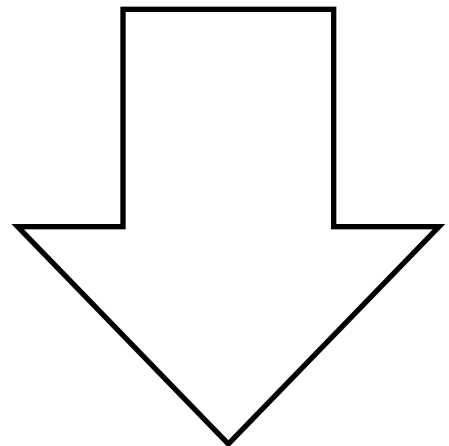

(Rom 10:9)

Step 2: Repent and _____

(Mat 19:17)


Step 3: Receive the _____

(Mat 3:16; Jn 13:12; 1 Cor 11:24-25)



Testimony

During a Student Spiritual Convocation, a young sister was praying with one of her spiritual friends during lunchtime. They had made the determination to repent and draw closer to God in their daily lives. In the prayer, the young sister opened her heart and began to repent to God. It was at this time that God opened her eyes and she saw a vision. In the vision, she saw an image of a black heart. As she looked at this black heart, she felt very guilty and sinful, so she began to repent for her sins. As she began to repent, the black heart started to turn white and, by the end of the prayer, her heart had turned white. The young sister realized the importance of repenting before God and making sure her heart was pure before God.



Discussion Questions

1. What determination did the young sister make in the testimony?
2. What did the young sister do to make her heart change from black to white?
3. Think about your own life. How does understanding God's salvation change how we should live our lives?

E2 Year 3 Book 3 Lesson 11—Salvation

Homework Assignment

Name: _____ Parent signature: _____ Date: _____

Weekly Bible Reading: _____

Bible Reading: Check each box when you complete that day's reading.

Prayer: Check each box after you pray to God that day.

	Sun	Mon	Tue	Wed	Thu	Fri	Sat
Read							
Pray							

What I Learned from the Bible This Week

1. _____

2. _____

Memory Verse

Please write down this week's memory verse. **(Ephesians 2:8)**

Fill In the Blank

1. Jesus Christ is _____ in the flesh.
2. We are saved by _____ through faith.
3. The _____ of Jesus Christ was used as payment for our sins.

Short Answer

4. What are three reasons we need to be saved?

5. Why is it not enough just to confess that Jesus Christ is our Lord and Savior to be saved (Rom 10:9)?

6. How will you live your life differently knowing that Jesus Christ has saved you? Please list two ways.

LESSON 12

JESUS CHRIST'S SECOND COMING

OBJECTIVES

1. To understand what is the Second Coming of Jesus Christ.
2. To recognize the signs that tell us Jesus Christ will come again.
3. To know how to prepare ourselves for the Second Coming.

MEMORY VERSE

"Watch therefore, for you know neither the day nor the hour in which the Son of Man is coming."

(Matthew 25:13)

PRAYER

Thank You, God, for gathering us here today to worship You. Today, we are going to learn about the day that You will come again to take us all to our heavenly home. This last day is not a day of fear but of rejoicing. We will finally be united with You for all eternity. Please open our hearts today in class, so that we can learn Your words and live our life every day with our hope in You.



Overview

1. Bible Discovery and Spiritual Teaching

- o Jesus Christ ascends to heaven
- o When will Jesus Christ come again?
- o What are the signs?
- o Why does Jesus Christ need to come again?
- o What will happen when Jesus Christ comes again?
- o How do we prepare ourselves for Jesus' Second Coming?
 - Strive to be holy and filled with Holy Spirit
 - Be faithful in serving the Lord
 - Love our neighbors

2. Linking to the Ten Basic Beliefs—The Second Coming

3. Life Application—Are You Ready?

4. Activity—Guess How Many



Background Knowledge for Teachers

In the Old Testament, God prophesied that there will be a day of judgment for the whole world. Psalm 96:13 tells us that the Lord will come to judge the earth according to His righteousness and according to His truth. Also, we can see from Isaiah 66:15 that the Lord is coming with fire to render His anger with fury. Jesus Christ also repeats this message in the New Testament and He gives further details about the last days. In Matthew 24, Jesus Christ warns His disciples about the signs of the end times. He tells them that there will be false prophets, wars, famines, pestilence, and earthquakes. Jesus Christ paints a vivid picture of the destruction that will come. He tells the disciples that when He does come again, it will be at an unknown time (Mat 24:36). As a result, Jesus Christ instructs His disciples to keep watch and always be ready, for they do not know the day in which He will come again.

After Jesus Christ's ascension to heaven, the disciples believed that Jesus would actually return in a short time, but after more than 2,000 years, we are still waiting for the coming of our Lord Jesus. Today, for believers, the Second Coming of Jesus Christ is not a day to be feared but rather a day to which we should look forward. Jesus Christ told His disciples that when He comes again, it will be the time when He will take them to their heavenly home (Jn 14:2-3). As we live each day, we should live with purpose and alertness, so that we will be ready for when Jesus Christ comes again.



Reaching Out to Your Students

For some students, the Second Coming is an event that they may have heard of, but do not fully comprehend. Likewise, they may not understand the importance of the Second Coming in their daily lives. Elementary 2 students know that they need to be baptized and receive the Holy Spirit to enter into heaven. Moreover, they have been taught that Jesus Christ will come again and take them to heaven. Therefore, in this lesson, it is important to emphasize the need to remain watchful and alert in our daily life so that we will be prepared when Jesus Christ comes again. We should not fear the Second Coming but rather wait in hope to meet our Savior, Jesus Christ.

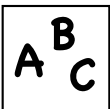


Opener

5 Minutes

**If you knew that Jesus Christ was coming tomorrow, what would you do?
Would you act differently than you usually do? Would you do different things?
Would you be ready?**

Jesus Christ has already promised us that He will be coming soon and, when He does come again, it will be the time of judgment for our actions. As children of God, we are blessed to have received the truth. However, there is still much that we can prepare ourselves for when Jesus Christ comes again! Let us study more about the Second Coming of Jesus Christ and what it means to us.



Vocabulary

ascension: the act of rising

salvation: the act of delivering from sin or saving from evil

condemnation: a final judgment of guilty and the punishment that is given

talent: a unit of value worth more than 15 years wages for a worker



Bible Discovery & Spiritual Teaching

30-35 Minutes

FOR TEACHERS

Hand out Bible Discovery Worksheet #1 to the students now. Instruct them to follow along with the lesson and complete the worksheet accordingly. Answers are in bold and underlined. Keep a copy of the worksheet for reference.

Jesus Christ ascends to heaven! (Acts 1:4-11)

In Acts 1, it records that Jesus Christ spent forty days with His disciples and the time came for Him to depart from them to ascend to heaven. As the disciples were gathered with Jesus Christ at the Mount of Olives right outside Jerusalem, Jesus Christ commanded them not to depart from the city and to wait for the promised Holy Spirit. Jesus Christ also commanded them to be witnesses to Him to the end of the earth. After giving the disciples these instructions, Jesus Christ was taken up and a cloud received Him out of their sight. The disciples continued to

stare towards heaven when two angels in white clothing came and stood by them. They said to the disciples, "Men of Galilee, why do you stand gazing up into heaven? This same Jesus, who was taken up from you into heaven, will so come in like manner as you saw Him go into heaven" (Acts 1:11). After hearing this, the disciples returned to Jerusalem to wait for the promised Holy Spirit, which later on came down on the Day of Pentecost. Filled with the Holy Spirit, the disciples were now ready to preach the gospel and save souls until the day that Jesus Christ comes again! Today, it has been over 2,000 years since Jesus Christ's ascension, and we are still waiting for Jesus Christ to come again from heaven in the same manner in which He ascended.

When will Jesus Christ come again?

Only **God** knows when Jesus Christ is going to come again (Mat 24:36). Jesus Christ also tells us that no one knows

when He will come again, but that the day of the Lord will be like a **thief** in the night (1 Th 5:2). Even though we do not know the exact day, Jesus Christ has warned us about the signs that will appear before His coming. From the many signs and events that we observe in the world, we know that the day of His coming is drawing closer and closer.

Let us see what the Bible tells us about the signs of the last days.

What are the signs of Jesus' Second Coming?

In Matthew 24:1-8, Jesus Christ tells the disciples that there will be **Wars, famines, natural disasters, and false prophets** in the last days. These are all signs of the day when He will come again to take us with Him to heaven.

These days, many people ignore these signs and continue living without any care. This is very similar to the people in the days of Noah. "They ate, they drank, they married [...] until the day that Noah entered the ark, and the flood came and destroyed them all" (Lk 17:27). When we look at the world around us today, we can see that it is becoming more and more corrupted. Not only has man increased in **violence against man**, but also the environment around us is also slowly being destroyed. The world is slowly becoming like what Jesus Christ described, a place where "lawlessness will abound" and "the love of many will grow cold" (Mt 24:12). These are all signs that the world we live in is only temporary and that, one day, the world that we know will come to an end.

Why does Jesus Christ need to come again?

When God created the world, He intended for it all to be good. Unfortunately, through the disobedience of Adam and Eve, sin and evil came into the world. This disobedience led man to become separated from God, a separation that led to suffering and death. However, God has provided a way for us to be saved out of death, which is through Jesus Christ. As a result, Jesus Christ will come again to receive those who are saved to eternal **life** and to condemn those who are unwilling to repent to eternal **death** (Jn 16:8). This fulfills His **salvation** plan.

What will happen when Jesus Christ comes?

When Jesus Christ comes again, God will raise all the believers who have died and those who are alive will be brought up with them in the clouds to meet Jesus Christ in the air (1 Th 4:16). We will be just like Christ who was raised up in a spiritual body.

Also, Jesus Christ will execute His judgment on all mankind. In Revelation 20:11-15, it describes the dead

standing before the great white throne of God in a line, waiting to be judged. If a person's name were not found in the **Book of Life**, then that person would be cast into the lake of fire! On the other hand, the righteous will be able to receive their heavenly inheritance. The world will come to an end and those who have been saved will go to their heavenly home.

How do we prepare for Jesus' Second Coming?

In Matthew 25, Jesus Christ tells three parables, or stories that contain a teaching, that describe the three areas on which we need to work as we wait for the coming of Jesus Christ. Let us look at the first one!

1. The Parable of the 10 Virgins (Mat 25:1-13)

Jesus Christ tells the story of ten virgins who took their oil lamps and went out to meet the bridegroom. Jesus said that five of them were foolish because although they had their lamps, they did not have the foresight to bring any extra oil to put in their lamps. When it was time to go out and meet the bridegroom, they were out of oil. The other five virgins were wise and well prepared. They had brought plenty of oil for their lamps. When it was time to go out and meet the bridegroom, they were ready.

In this parable, Jesus Christ is represented as the bridegroom and the believers are the ten virgins. We do not know when Jesus Christ will be coming, but we need to make sure that we are watchful and prepared by having enough oil, which is the fullness of the Holy Spirit, when He comes. This parable teaches us that not only do we need to have enough oil, but we also need to shine our light for the world to see. This means that in our daily life, we must be holy and filled with the Holy Spirit and also live a life that glorifies God and is a testimony to Him. A good way to check if we are doing that is to ask ourselves if the people around us can tell that we are Christian through our behavior. Do we speak words that are edifying? Do we keep the Sabbath holy? In all that we do, we should strive to make sure we are living a life that is holy and pure!

2. The Parable of the Talents (Mat 25:14-30)

The second parable that Jesus Christ shares tells a story of a man who was going away from his land for a long time. Before leaving, this man asked three of his servants to come and see him. He gave the first servant five talents, the second servant two talents, and the third servant one talent. The first servant with the five talents went out and used that money to try to earn more money, and he earned five more talents. The second servant with the two talents went out and used that money to try to earn more money, and he earned two more talents. The third servant with the one talent

went out and dug a hole in the ground, and buried his talent to hide it. When the master came back, he asked to see the servants to see how they did with his money. The first servant showed him that he had earned five more talents. His master was very happy and said that, because he did good work, he would be rewarded. The second servant showed him that he had earned two more talents. His master was very happy with him also and said that, because he did good work, he would be rewarded. The third servant told him that he knew that his master was a hard man, so he hid the talent in the ground to keep it safe. The master was angry. "You are a wicked and lazy servant. You could have at least put my money in the bank where it could earn money." He then took the one talent from the lazy servant and gave it to the one who had ten talents.

Through this parable, Jesus Christ is teaching us that we need to serve Him and do according to our abilities. God has given us many blessings in our life, and it is important that we are not lazy with our talents, but use what God has given us to us. There are actually many things that we can do for God. We are able to serve God when we preach the gospel to our friends or when we pick up trash at church. We should not simply sit idly by as we wait for Jesus' coming; rather, we should work diligently for the Lord and do all that we can for Him until He comes!

3. The Parable of the Sheep and Goats (Mat 25:31-46)

Jesus Christ shares a story about how one day everyone will be gathered before Him to receive their judgment. Jesus will separate everyone just as a shepherd divides his sheep and goats. The goats will be on the left, the sheep on the right. Then Jesus will talk to the sheep first. He will say to them, "I was hungry, and you fed Me. I was thirsty, and you gave Me something to drink. I was a stranger, and you invited Me into your home. I

didn't have clothes that would protect Me from the cold, and you gave Me clothing. I was sick, and you cared for Me. I was in prison, and you visited Me there." Then the sheep, which are the righteous and caring people, will say, "When did we do these things? Jesus, when did we do these things for You?" And Jesus will tell them, "When you did these caring things for the people around you, you were doing them to Me."

Afterward, Jesus will turn to those on the left, the goats. He will tell them that they did not feed, clothe, or care for Him. He will tell them that He was hungry, thirsty, sick, and needed clothing to protect Him, but they didn't care for Him at all. These people will answer Jesus, "When? When did we not feed and clothe You, Jesus? When did we not care for You and give You food when You needed it?" Jesus will tell them, "When you refused to help the people that needed it most, you were refusing to help Me." These people, the goats, the ones who did not care for the needy, will go away into punishment; but the sheep, the righteous ones that cared for the needy, they will go into eternal life.

From this parable, Jesus Christ is telling us the importance of caring and showing love to others. He wants us to put our faith into action. When we show love towards another, we are not only showing it towards that person, but also to Jesus Christ. He expects us to live a life of love for our family members and also our fellow brother and sisters. If we look at the examples that Jesus Christ has given, we can see that our actions do not have to be great and heroic, but merely simple acts of kindness, such as giving a cup of water. We can practice showing this love towards our family members or people that are in need. When we do so, God will remember us as well as everything that we have done for Him!



Linking to the Ten Basic Beliefs

2-5 Minutes

The Second Coming

The Second Coming of Jesus Christ is of great importance to us because the goal of our lives as Christians is to receive the heavenly inheritance. For us, the Second Coming is not something we should fear, but rather something to which we should look forward with great anticipation. It is the time where we can put down the labor of this world and finally have heavenly rest with our Lord.



Check for Understanding

5 Minutes

1. **When will Jesus Christ come again?** No one knows, but God!
2. **Name three signs that Jesus Christ is coming soon.** Wars, violence, famines, earthquakes, pestilence, and false prophets.
3. **Why does Jesus Christ need to come again?** To fulfill the salvation plan and take those who are saved to our heavenly home.
4. **What are three ways that we need to prepare ourselves for His coming?**
 - a. Be holy and filled with the Holy Spirit
 - b. Be faithful in our servitude
 - c. Show love to our brothers and sisters



Life Application

10 Minutes

ARE YOU READY?

From the lesson, we learned how God wants us to prepare ourselves before the last days. If Jesus Christ were going to come tomorrow, what do you think He would say about your life? [Wait for students to respond.]

Oftentimes, we live our lives in a carefree manner, not thinking about how God would view our lives. We do things just because we want to or because our parents tell us to. Let us take the time to examine our lives and reflect upon how we can improve in each area that God requires of us!

[Hand out the Life Application worksheet to the students, and ask students to complete the first section.]

From the three checklists, we can see that we still have many things to work on before Jesus Christ comes again. Now, I want you to select one thing from the list that you want to work on this week and circle it.

We are now going to be making an action plan for that item. You have to think about three goals for that one item and be specific in how you want to carry it out.

Example

- **Action Item:** Pray for brothers and sisters
- **Why?:** I need to improve on interceding for other people because I usually never pray about others. I want to use this next week to pray for other people.
- **Goal:** I will pray for 2 different people each day of the week.
- **How?:** First, I will come up with a list of people that I know need my prayers and I will tape the list next to my bed. This way, I will pray for them before going to sleep at night.

After you have completed your goals, sign and date the action plan, and ask a parent or guardian to sign and date it, too. Then bring your action plan to class on Sabbath.

Hopefully in this next week, we can move a little closer to being ready for when Jesus Christ comes again!



Activity

Guess How Many

10-15 Minutes

Objective: To illustrate the truth that no one knows which day the Lord will return again.

Materials

- Mason jar
- Water
- Small plastic tub
- Pennies

Instructions

1. Place the jar in the tub and fill it within one-fourth to one-half of an inch from the top with water. (Test this at home to know how much water you'll want to start with and about how many pennies you'll need. You might be surprised at how many pennies it will take.)
2. Ask the students, "How many pennies do you think it will take to make the water overflow?" Record each student's guess on the board.
3. Line up the students and ask them to recite the memory verse as a group, with each student saying one word at a time.
4. If a student recites the correct word, give him or her a penny to place in the jar.
5. Continue until the water overflows, remembering to keep track of how many pennies have been placed in the jar.


Conclusion

Did anyone guess correctly? Countless people have tried to guess exactly when Jesus will come again, but no one actually knows when that day will be. Did you notice that, at one point, the jar became really full and it looked as though the water would overflow, but it didn't? The water seemed to be floating at the top of the jar. Well, sometimes we see signs that we believe tell us that Jesus is coming back right away, but really we have still a little while to wait. Jesus Christ is indeed coming back very soon, so we have to make sure that we are prepared and ready to go with Him when He does come on that happy day!

HOMEWORK ANSWER KEY


1. thief
2. salvation
3. Life, fire
4. Wars, violence, famines, earthquakes, pestilence, and false prophets.
5. Be holy and filled with the Holy Spirit; be faithful in our servitude; show love to our brothers and sisters.
6. Answers may vary.

JESUS CHRIST'S SECOND COMING



1. Jesus Christ ascended to heaven at the _____, which is right outside of the city of Jerusalem.

3. List 6 signs that Jesus Christ is coming soon from Matthew 24:1-11.



5. What will happen when Jesus Christ comes?

First, our bodies will be transformed to a spiritual body. (1 Th 4:16-18)

Next, Jesus Christ will judge all people according to the _____!
 Those who do not have their name in it will be cast into the lake of fire.
 While those whose names have been recorded will be brought to everlasting life!

2. When will Jesus Christ come again?

Jesus Christ promises us that He will come again as a _____ in the night. (1 Th 5:2)

Only _____ knows the day of Jesus Christ's Second Coming. (Mat 24:36)



4. Why does Jesus Christ have to come again?

Jesus Christ will come to judge all people by receiving those who are saved to eternal _____ and condemn those who are unwilling to repent to eternal _____.

In this way, Jesus Christ fulfills God's _____ plan!



THE PARABLES

The Parable of the Ten Virgins

Draw a sketch of the parable



Based on this parable, how do we prepare for Jesus Christ's Second Coming?

The Parable of the Talents

Based on this parable, how do we prepare for Jesus Christ's Second Coming?

Draw a sketch of the parable



The Parable of the Sheep and Goats

Draw a sketch of the parable



Based on this parable, how do we prepare for Jesus Christ's Second Coming?

"Watch therefore, for you know neither the day nor the hour in which the Son of Man is coming."

(Matthew 25:13)

Are You Ready?

Look at the checklists below, and for each list, check the action items you still need to work on!

Checklist #1

- Bear the fruit of the Holy Spirit
(Love, joy, peace, etc.)
- Keep the Ten Commandments
- Pray to God every day
- Read the Bible and think about what it says
- Speak in a way that glorifies God and edifies man
- Other: _____
- Other: _____
- Other: _____
- Other: _____
- Other: _____

Checklist #2

- Study hard at school
- Serve others at church
- Preach the word of God to others
- Preach the word of God to others
- Other: _____
- Other: _____
- Other: _____
- Other: _____
- Other: _____
- Other: _____

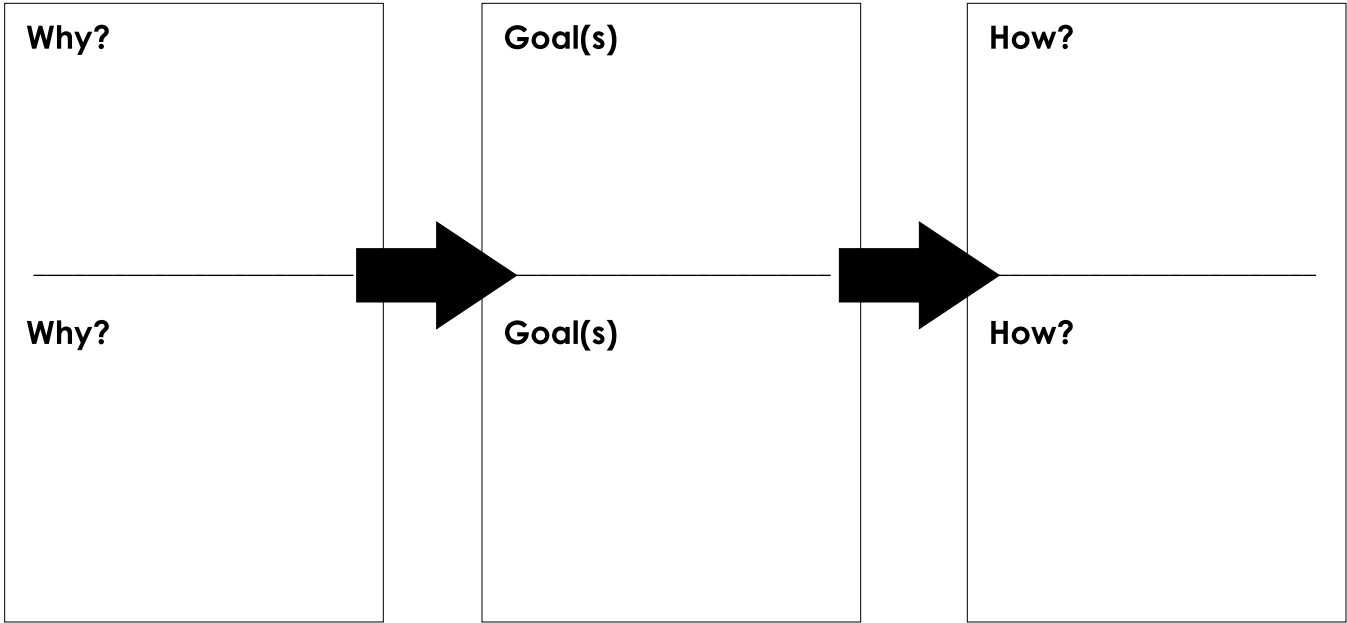
Checklist #3

- Show love to my parents
- Take care of my siblings
- Serve the older members at church (e.g., get water for them)
- Pray for brothers/sisters
- Talk to new friends at church
- Other: _____
- Other: _____
- Other: _____
- Other: _____
- Other: _____



From the checklists above, circle two items that you want to work on in the next week.

Action Plan



REVIEW

Teachers can reference this lesson to give them some ideas about questions to ask during a review lesson. The review can be in any format: a standard written quiz, a Jeopardy-style game, a board game, etc. The important thing is to give the students a chance to review all the things they have learned in the past quarter. You can draw your review questions from the **Check for Understanding** sections in each lesson, as well as the **homework assignments**. Remember to include some **life application questions** to allow the students to apply what they have learned to their lives.

ANSWER KEY

I. Memory Verse Fill In the Blank

1. Spirit, truth
2. name, glory
3. Scripture, God
4. church, blood
5. Repent, baptized
6. Helper, teach
7. weaknesses, intercession
8. wash, part
9. eat, death
10. made, man
11. grace, gift
12. day, hour

II. True Jesus Church's Ten Articles of Faith

- A (alpha and omega): one true God
 B (Bible): the holy Bible
 C (church): one true Church
 1: The Sacrament of Water Baptism
 2: The Holy Spirit
 3: The Sacrament of Foot Washing
 4: The Sacrament of Holy Communion
 S: Sabbath Day
 S: Salvation
 S: Jesus Christ's Second Coming

III. The Sacraments: How did Jesus perform them?

Water Baptism (in any order)

1. Full immersion
2. In the name of Jesus Christ
3. Head bowed down
4. Living water
5. Holy Spirit
6. The person being baptized must believe

Foot Washing

8, 4, 6, 2, 1, 5, 3, 7

Holy Communion

- | | |
|-------------------|----------|
| 1. Holy Communion | 2. bread |
| 3. eat | 4. body |
| 5. remembrance | 6. cup |
| 7. covenant | 8. blood |
| 9. drink | |

IV. Short Answer and Life Application

1. Omniscient means that our God is all knowing. Omnipresent

means that our God is everywhere at all times. Omnipotent means that our God is almighty and that there is nothing He cannot do. He is the one true God that can always see inside our hearts and know what we are doing at all times. He is the one true God that can always help us, even if we think a situation is impossible. For this reason, we should have a heart of joy and a heart of reverence when we worship the one true God. We can glorify God at school, at church, and at home by choosing to do things that will please God and by staying away from things that do not please God.

2. The Bible is important to us as Christians because it contains the guidelines for living as Christians and teaches us the right way to worship God. It also shows us the way to salvation. We can study the word of God by asking questions when we read the Bible. Also, we can live out and share the word of God by putting the teachings from the Bible into practice so that our friends and family will want to learn more about God and about the Bible.
3. There are many churches worldwide, but there is only one true church. The true church has three very important things: (1) it preaches the truth according to the Bible; (2) it has the abidance of the Holy Spirit; and (3) it has the presence of signs and wonders. As members of the true church, we can preach to those around us by sharing Bible stories or testimonies, or by inviting them to church and RE Class. Likewise, we can pastor our friends in church by praying for them and being good spiritual buddies.
4. The Holy Spirit is a promise from God, but we must first pray for it before we can receive it. We must have faith and believe that we will receive it, and then be earnest, humble, and repentant in our prayers. We will know that we have received the precious Holy Spirit when we begin speaking in tongue, but most importantly, it is the transformation that we undergo after receiving the Holy Spirit that will be the most obvious to those around us. We must allow the Holy Spirit to work within us and transform us into the children that God wants us to be!
5. In order to be saved, we cannot simply receive water baptism and the Holy Spirit and stop at that moment. Rather, we must continually live out our faith as Christians and always strive to do according to the will of God. We must not stray to the left or to the right on the path. Only if we stay obedient to the word of God will we be able to enter the narrow gates at the end of the path. On the day that Jesus Christ comes again, He will take up into heaven those whose names are recorded in the Book of Life. Everyone else will be cast into the lake of fire.

I. Memory Verse Fill In the Blank

Instructions: Complete the memory verses by filling the blanks in with the missing words.





baptized	gift	intercession	truth	glory	made
eat	day	weaknesses	blood	teach	God
name	man	death	part	Helper	Scripture
hour	church	Spirit	grace	wash	Repent

1. "God is _____, and those who worship Him must worship in spirit and _____." (John 4:24)
2. "Everyone who is called by My _____, whom I have created for My _____; I have formed him, yes, I have made him." (Isaiah 43:7)
3. "All _____ is given by inspiration of _____, and is profitable for doctrine, for reproof, for correction, for instruction in righteousness." (2 Timothy 3:16)
4. "Therefore take heed to yourselves and to all the flock, among which the Holy Spirit has made you overseers, to shepherd the _____ of God which He purchased with His own _____." (Acts 20:28)
5. "Then Peter said to them, ' _____, and let every one of you be _____ in the name of Jesus Christ for the remission of sins; and you shall receive the gift of the Holy Spirit.'" (Acts 2:38)
6. "But the _____ the Holy Spirit, whom the Father will send in My name, He will _____ you all things, and bring to your remembrance all things that I said to you." (John 14:26)
7. "Likewise the Spirit also helps in our _____. For we do not know what we should pray for as we ought, but the Spirit Himself makes _____ for us with groanings which cannot be uttered." (Romans 8:26)
8. "Peter said to Him, 'You shall never _____ my feet!' Jesus answered him, 'If I do not wash you, you have no _____ with Me.'" (John 13:8)
9. "For as often as you _____ this bread and drink this cup, you proclaim the Lord's _____ till He comes." (1 Corinthians 11:26)
10. "And He said to them, 'The Sabbath was _____ for man, and not _____ for the Sabbath.'" (Mark 2:27)
11. "For by _____ you have been saved through faith, and that not of yourselves; it is the _____ of God." (Ephesians 2:8)
12. "Watch therefore, for you know neither the _____ nor the _____ in which the Son of Man is coming." (Matthew 25:13)

II. True Jesus Church's Ten Articles of Faith

This past quarter, we have been learning about the ten articles of faith that are the foundation of True Jesus Church. An easy way to remember these ten articles of faith is to use the mnemonic "A-B-C-1-2-3-4-S-S-S".

Instructions: Fill in the ten articles of faith in the chart below and write down why each one is important to us as Christians in the True Jesus Church.

A	
B	
C	
1	2
	
 4	3
S	
S	
S	

III. The Sacraments: How did Jesus perform them?

Jesus Christ set an example for us by performing each of the three sacraments, but how did He set the example?

The Sacrament of Water Baptism

"When He had been baptized, Jesus came up immediately from the water; and behold, the heavens were opened to Him, and He saw the Spirit of God descending like a dove and alighting upon Him. And suddenly a voice came from heaven, saying, 'This is My beloved Son, in whom I am well pleased.'" (Matthew 3:13-17)

"When all the people were baptized, it came to pass that Jesus also was baptized; and while He prayed, the heaven was opened. And the Holy Spirit descended in bodily form like a dove upon Him, and a voice came from heaven which said, 'You are My beloved Son; in You I am well pleased.'" (Luke 3:21-22)

Jesus Christ set an example for us by receiving water baptism Himself, but how was it performed?

Instructions: Write down the requirements of biblical water baptism.

1. _____
2. _____
3. _____
4. _____
5. _____
6. _____



The Sacrament of Foot Washing

Instructions: Put the events in order from 1-8.

- ____ Jesus Christ instructs the disciples to do just as He has done and wash one another's feet.
- ____ Jesus Christ begins washing the disciples feet, one by one.
- ____ Jesus Christ tells Peter that if He does not wash his feet, then he has no part with Him.
- ____ Jesus Christ takes a towel and girds himself.
- ____ Jesus Christ rises from the dinner table and puts aside His clothes.
- ____ Jesus Christ comes to Peter, who refuses to have his feet washed.
- ____ Jesus Christ pours water into a basin.
- ____ Jesus Christ finishes washing the feet of all the disciples, including Judas Iscariot.

The Sacrament of Holy Communion

Instructions: Fill in the blanks.

On the same night that Jesus Christ was betrayed and sold to be crucified, He established the Sacrament of (1) _____. That night, Jesus Christ took (2) _____ and gave thanks. Then he broke the bread and said, "Take, (3) _____; this is My (4) _____ which is broken for you; do this in (5) _____ of Me." After they had all partaken of the bread, Jesus Christ continued by taking a (6) _____ and saying, "This cup is a new (7) _____ in My (8) _____. This do, as often as you (9) _____ it, in remembrance of Me."

IV. Short Answer and Life Application

Instructions: Answer the questions.

The One True God

1. Our God is a Spirit and omniscient, omnipresent, and omnipotent. What do these words mean? Since He is all these, what kind of heart should we have when we worship the one true God? How can you glorify God at school, at church, and at home?

The Holy Bible

2. The Bible is the word of God, inspired by God. Why is the Bible important to us as Christians? How can you study, live out, and share the word of God?

The One True Church

3. The church is the body and Jesus Christ is the head. What three things does the true church have? As members of the true church, how can we preach to and pastor those around us?

The Holy Spirit

4. The Holy Spirit is the Spirit of God and He intercedes for us. How must we pray for the Holy Spirit? How do we know that we have received the Holy Spirit?

Salvation and the Second Coming

5. Jesus Christ died on the cross and opened the way to salvation. What do we need to do to be saved? What will happen on the day that Jesus Christ comes again?

"For this reason I also suffer these things; nevertheless I am not ashamed, for I know whom I have believed and am persuaded that He is able to keep what I have committed to Him until that Day."

2 Tim 1:12



Knowing What We Believe

Elementary 2

Year 3 Book 3

General Assembly of True Jesus Church
21225 Bloomfield Avenue
Lakewood, CA 90715 USA