

God Keeps Noah and His Family Safe

Overview



Materials You'll Need

- dinner-sized paper plates
- two colors of construction paper
- scissors
- paper fasteners (brads)
- oval pattern
- markers
- glue



Scriptures

Gen 6:1–8:22

Bible Truth Objective(s)

Noah obeyed God and built the ark; God will destroy those who sin and protect those who obey

Behavioral Objective(s)

To ask God to help us trust in His words and follow His commands; to give thanks for all of God's protection

Memory Verse

"Noah walked with God." (Gen 6:9)



Bible Knowledge

The Ark

A cubit was about 18 inches long. The boat Noah built was huge. Picture a boat the length of one and a half football fields and as high as a four-story building. It had three floors and measured 450 feet in length, 75 feet in breadth, and 45 feet in height. Each of the three floors was divided into small rooms to provide housing for Noah's family and the animals. The ark was exactly six times longer than it was wide—the same ratio used by modern shipbuilders.

Pairs of every animal joined Noah in the ark. They took two of every kind of beast with them, plus seven of some (Gen 7:2), which were used later for "burnt offerings" (Gen 8:20). There was plenty of space, for there was over 95,000 square feet on the ark.

Mountains of Ararat

The ark landed in the mountains of Ararat, located in present-day Turkey near the Russian border. In the second month and the twenty-seventh day of Noah's 601st year, God instructed Noah to come out and bring his family and all the living creatures with him. This was one year and ten days after the flood had started. Noah built an altar and took one of every "clean" animal and bird to sacrifice as a burnt offering to the Lord (Gen 8:20). It was an act of sincere worship and thankfulness.

God responded to Noah's sacrifice by promising never to destroy every living creature as He had done with the flood. As a sign of the new covenant with Noah and with all people, God placed a rainbow in the sky. We can now point to the rainbow as a beautiful reminder of God's love and protection.



Understanding Your Students

For this Bible story, focus on God's protection of those who obey Him. To help your students become as obedient and trusting as Noah was, try these ideas.

Ask the students to share times when God has protected and kept their family safe, such as during a thunderstorm, when someone was afraid at night, or when someone was sick. Then talk about how these blessings come about because we obey and listen to God. God promises to keep us safe from all things when we do what He asks us to do.

Then, have the children share times when they have obeyed God. Then ask them how God has

protected them. You may wish to get the ball rolling by sharing your own story first, so the students will understand what you mean.

Afterwards, to help the children internalize the testimonies, ask them to illustrate a picture that shows how God protected them. You may also want to draw your own picture as a model for the class. After they have finished the drawing, help them write a brief (but visible) caption above or below the drawing, saying something like, "God protected James because he didn't fall off his bike and get hurt." The visual, coupled with the words, will help the students begin to see in concrete terms how God is always in their lives, helping and protecting them. They only need to obey Him.



Vocabulary

Destroy

to ruin or make something not useful anymore

Ark

a big boat

Flood

when it rains too much and water is everywhere

Drown

when you are in water and you can't breathe because the water is covering your face

Altar

a place where people worship God

Promise

when you say you will do something



Before You Teach

By age four, most children can be taught to recite the Lord's prayer. They likely do not know what it means. However, this does not mean we should wait until they completely understand the words before teaching them how to pray to God. In addition to the Lord's prayer, we need to model very clear and concise prayers of thanks for our students every week. We need to gear the prayers of understanding to the comprehension level of the children, so that they will truly understand what we are thankful for. After a period of time when enough meaningful prayers have been modeled,

we can have the children offer prayers of thanksgiving in the classroom setting. Time can be set aside in each lesson where one or a few children can share their thanks to God with the others. Remember, even adults find it difficult to say grace when asked to, so be very encouraging and understanding when the little ones make their attempts at giving a prayer. More than the actual words themselves, it is the idea of offering up a prayer to God that needs to be learned. The students should be encouraged to communicate with God in a meaningful way so that their life of prayer will have a positive start and more importantly, a great ending.



Bible Story

People Do Not Listen to God

After Adam and Eve were cast out of the

Garden of Eden, they had to work very hard every day. They had children—little boys and little girls like you. They grew up. Their children also had children. But these people did not believe in God.

After a long time, the people began to forget about God. They didn't try to please Him anymore. They did whatever they wanted and did not care if God liked it or not.

God looked down at the world and said, "I'm sorry I made these people. They do not listen or care about me anymore. I will destroy all the people I have made." But then God remembered one man, Noah. God said, "I can't destroy everyone because my friend, Noah, lives among those bad people. He loves me and talks to me in prayer. I will save Noah and his family."

God Tells Noah to Build an Ark

So God talked to Noah about His plan. He told Noah that He would destroy the people in the world because they did not listen to Him. But He made a promise that Noah's family would not be destroyed with the bad people.

What do you think God told Noah to do? God told him to build a big wooden boat. The Bible calls it an ark. It was much longer than a football field, and it had an upper, a middle and a lower deck. It also had many rooms. God told Noah where to put the windows and doors. Why did God want Noah to build an ark? God was going to destroy all the bad people by sending a flood, when it would rain so much that everything in the world would be covered by water. Noah and his family would be safe in the big ark during the rainstorm.

God told Noah to bring a male and a female of each kind of animal into the ark. God also told Noah to gather some of every kind of food. Noah was to store the food on the boat to use for many months because it would rain and be wet for a very long time.

Noah Listens and Obeys

When God asked Noah to build this big boat, what do you think he said? (Let students respond.) Noah listened to God's words and he started building the ark even though he knew it would take him a very long time. He spent one hundred and twenty years building this big boat. Noah's friends and neighbors thought he was crazy. They didn't understand why he was building such a big boat. But Noah kept working on it every day.

At last the ark was ready. God said to Noah, "Open up the door of the ark and let all the animals in." So Noah called all the animals to go in--the

small ones, the big ones, the worms, the insects, the rabbits, the tigers, and the elephants. They all went in two by two, a male and a female of each kind. Can you imagine all the noise the animals made? Can you imagine the birds chirping, the sheep "baaing," and the cows "mooing"? Can you imagine the creeping things going into the ark--the snails, the toads, and the lizards? God led the animals to the ark so they could be saved.

The Family of Noah Goes into the Ark

After all the animals went into the ark, Noah and his family went in too. All together there were eight people. Then God helped them to close the door tightly so that no water could get in. Do you know why there were only eight people who went into the ark? (Let students answer.) The rest of the people in the world were bad and did not listen to God's word, so God did not allow them to go in. Only Noah and his family listened to God so they were saved.

Let's pretend that we are standing in the rain. Can you feel the rain on your face and hands? (Use hand and face motions to pretend the rain is falling on you.) Now, it is raining harder and harder. Can you feel it on your face and hands? Our clothes are beginning to get really wet. Let's run into the house where it's dry. (Pretend to run inside.) Whew, we are safe inside now. It isn't very nice to be standing in the rain. Can you hear the rain outside the house? (You can use various items to mimic the sound of rain, i.e. dropping rice into a container, or a rain stick, as you are asking the students to imagine.)

The Rain Begins

That is what happened after Noah finished building the ark, and all the animals and Noah's family were safe inside. God sent down a big rain from heaven. The rain poured down--one day, two days, three days--and still it rained. It did not stop. At first, the bad people who were not in the ark probably tried to stay in their house to be safe and dry. But after a long time, water was everywhere. The water rose higher than the houses and covered everything. The water was even higher than the mountains. What do you think happened to the people on the earth? They had no place to hide anymore and they all drowned in the water. Inside the ark, Noah and his family were saved and the

rain did not stop. The big boat was rolling and rolling in the big waves. The water rose higher and higher but Noah and his family were not afraid, because they knew God would look after them. And the rain fell for forty days. Everywhere there was water. They could not see the houses, they could not see the tall trees, and they could not see the mountains. When everything was covered by water, God told the rain to stop.

What do you think Noah's family did while they were in the ark? Noah and his family had to keep the ark clean. They also had to take care of all the animals.

The Rain Stops

After the rain finally stopped, God sent a wind to dry up the waters. The ark landed on the top of a mountain. The waters kept going down and down, and when Noah looked out of the window, he could see the tops of other mountains. He was happy because he knew the rain had stopped and soon, they could go outside again. Sometimes, Noah sent a bird out to see if the ground was dry, but he didn't get out of the ark until God told him to.

Then one day, God told Noah, "You can leave the ark now and let all the animals out." So Noah opened the big door, and his family and all the ani-

mals followed Noah out of the ark. Out flew the birds. Down the side of the mountains ran the animals, finding the kind of places they liked to live in. Now they could make their homes again, have babies, and fill the earth with more animals.

Noah Gives Thanks to God

What a wonderful day it was. Noah and his family were kept safe and now they could be on the earth again. Noah said to his family, "Come, let's pray together and thank the Lord for keeping us alive!" Noah made an altar out of stones. Then the family knelt down and worshiped God.

God Puts a Rainbow in the Sky

God was pleased with Noah. God promised that He would never send a great rain and flood the whole world again. Then He said, "I'm going to give you a special sign, so you'll know I'm keeping My promise. I will put a rainbow in the sky." Then a beautiful rainbow appeared and Noah knew that God would always keep His promise.

This promise is meant for us too. Every time we see a rainbow today, we should also remember God's promise to us. He will never flood the earth again. But just like Noah and his family, we need to listen and obey God so that He will protect us from any harm.



Check For Understanding

1. **Why did God decide to destroy the people?** (They were wicked and did not listen to God.)
2. **Who were good and obedient people?** (Noah and his family.)
3. **What did God tell Noah to build?** (An ark, a big boat.)
4. **Why did God want Noah to build an ark?** (There was going to be a big flood.)
5. **What did God want Noah to bring into the ark?** (A pair of every kind of animal, male and female.)

6. **What happened after Noah and his family entered into the ark?** (God sent down rain.)
7. **What did Noah and his family do inside the ark?** (Helped take care of the animals and probably prayed to God.)
8. **When did Noah come out of the ark?** (When God told him to come out.)
9. **How did Noah show he was thankful after the flood?** (Built an altar and worshiped God.)
10. **What did God use to show Noah, as a promise, that He would not flood the whole world again?** (A rainbow appeared.)



Life Application Story

God Protected Me Because I Obeyed Him

One Sabbath, after class was over, Julie helped her teacher clean the room. While she was picking up paper scraps from the tables, she found a coin. It was a quarter (twenty-five cents). Julie kept looking at it because she thought of putting the coin in her piggy bank along with the other coins she already had. It would give her more money so she could buy her favorite doll sooner. But she knew it was probably someone's offering money. She knew she should not take the money that was found in God's church, so she decided to put the quarter in the offering box. After she had dropped in the money, she felt good for not taking the money that belonged to God. Julie had obeyed God's words for not taking something that did not belong to her.

The next day, Julie rode her bike to the park with her neighbor, Elizabeth. There were a lot of people in the park who were biking. In fact there were some boys who were racing each other on their bikes. They were pedaling too fast and one of them bumped into Julie, knocking her and her bike down and throwing her off her seat. The boy biked away in a hurry without even saying sorry.

Immediately, Julie yelled, "Hallelujah!" then fell on the grass. Elizabeth was so scared that she screamed for help. Many people who saw what had happened gathered around to see if Julie was all right.

They were amazed that Julie didn't get hurt at all. But Julie knew that God had protected her from getting hurt. She was thankful that God was watching over her.

"Wow, that was really scary! I thought your leg or arm might have broken because of your fall. Thank God you are not hurt!" said Elizabeth.

"Thank God for His protection. If it wasn't for God, I would have had a broken bone or really bad scratches on my skin," Julie said. "I'm so glad that I obeyed His words by not taking something in church yesterday. Now God is protecting me from dangers."

The girls smiled and hugged each other, then they walked home with their bikes.

Questions to Think About

1. **Did Julie take the coin she found when she was helping to clean the table?** (No, she knew it didn't belong to her but belonged to God.)
2. **Was Julie hurt when the boys knocked her down?** (No, she was not even scratched.)
3. **Why did God protect Julie?** (God protected her because she obeyed Him and did not take something that didn't belong to her.)
4. **What did Julie tell her friend after she fell?** (She was thankful to God for protecting her.)
5. **Has God protected you from something?** (Let students respond. Share that God protects those who listen to Him, just like he protected Noah and his family.)



Activity 1

Noah Builds an Ark for God

Noah obeyed God and built the ark. Have students write "Noah obeyed God" in the blank. They can color the picture if they wish.

How Many Pairs are There?

Noah needs to bring some of these animals into the ark. Can you help him find how many pairs there are?



Activity 2

God's Beautiful Rainbow

Our story tells us about a promise from God. When we see a rainbow, what does it mean? (God promises to never flood the earth again.) Color the rainbow. Do you know the colors of the rainbow? List the color in order.



Activity 3

God Loves Noah, God Loves Us

Materials:

1. dinner-sized paper plates
2. two colors of construction paper
3. scissors
4. paper fasteners (brads)
5. oval pattern
6. markers
7. glue

Directions:

1. Using the paper plate as a pattern, cut out a circle from one color of construction paper. Cut the circle in half (see sketch). On the top half write "God Loves." On the bottom half write the child's name.
2. Use oval pattern to cut one oval for each student from the other color of construction paper.
3. Draw a face on the top half of an oval. The students can draw their own face.
4. Glue the lower edge of the oval to the bottom half of the circle so that the face shows (see sketch).
5. Connect half circles at the left-hand corners with a paper fastener. Students should be able to open and close the circle with ease. When the circle is open, the face should "appear."
6. Remind the students that God was with Noah during the flood. God is with us and will care for us wherever we go. He loves us very much too!



Optional Activities

Animal Puzzles

Glue pictures of animals from nature magazines to pieces of posterboard or construction paper. Cut in half. Allow the children to find the matching halves and put together. If this is too easy, cut the pictures into thirds or fourths, so it becomes like a puzzle. Tell them that God promised to save the animals. We need to thank Him for His wonderful love.

Animal Patterns

Materials


1. construction paper
2. glue
3. scissors
4. markers

Directions:

1. Before class, cut out construction paper shapes of different sizes and colors.
2. Provide each child with one piece of white construction paper, several pre-cut shapes, and glue.
3. Let the students play around with the shapes and try to make an animal with them. Some children may want to trade or borrow shapes from a friend. Have the children glue the shapes onto the white construction paper. Draw facial features with markers.
4. You may want to show children's books with pictures of animals, as well as an animal you've started to make to encourage the students' creativity.
5. Encourage each child to tell something he knows about his animal. The children might tell about the animal's food, home, or the sound it makes.
6. Tell them that God created the animals. He loves and cares for each of them. We learned today that God kept the animals safe in the ark. He kept Noah and his family safe too.


Activity 5:1

Noah Builds an Ark for God



Noah _____ God.


How many pairs of animals do you see?



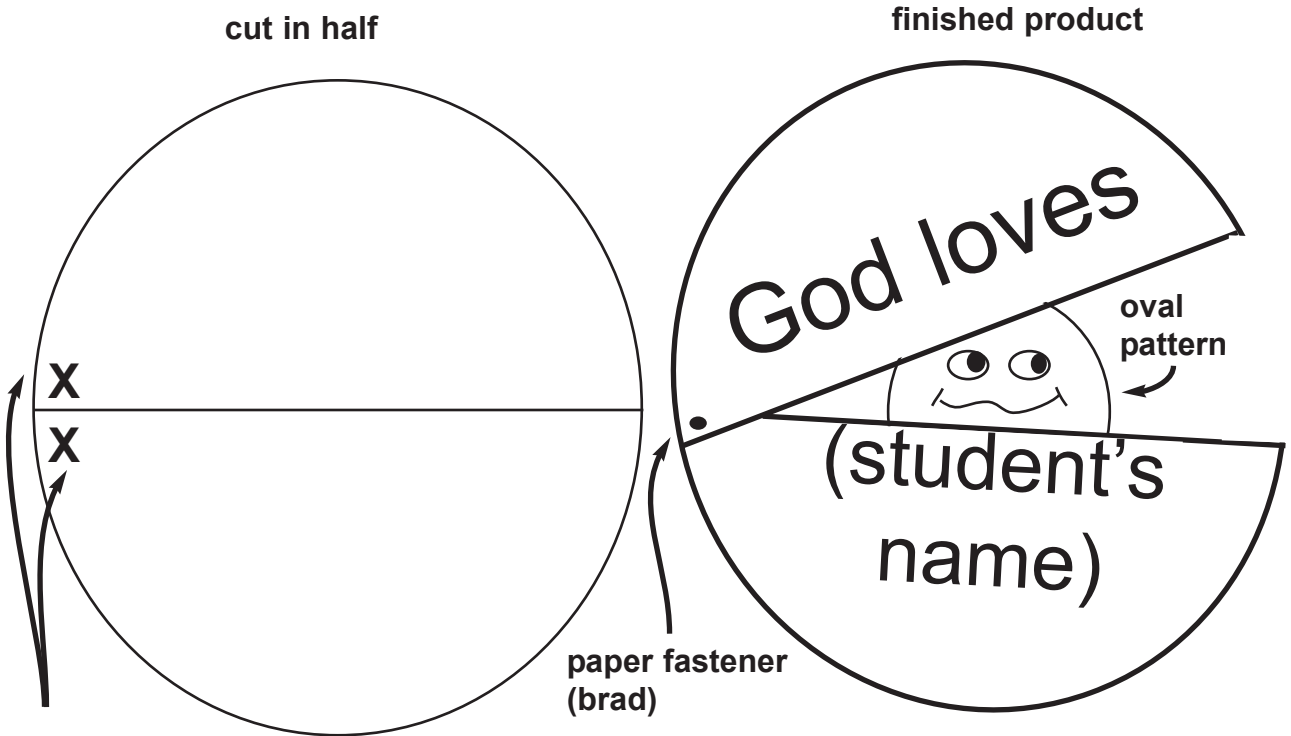
Activity 5:2

God's Beautiful Rainbow

**What do
you
remember
when you
see a rain-
bow?**



God's



insert paper fastener here

